

**THE EFFETIVENESS OF SCRAMBLE METHOD TO  
IMPROVE STUDENTS' VOCABULARY AT SMPN 4  
TAMALATEA JENEPONTO REGENCY**



**A Thesis**

Submitted in Partial Fulfilment of the Requirements for Degree of Sarjana  
Pendidikan in English Education Department of The Tarbiyah and Teaching  
Science Faculty of UIN Alauddin Makassar

UNIVERSITAS **By** ISLAM NEGERI

**Figrah El Vebriani**

Reg. Number: 20400113136

**ALAUDDIN**  
M A K A S S A R

**ENGLISH EDUCATION DEPARTMENT  
TARBIYAH AND TEACHING SCIENCE FACULTY  
ALAUDDIN STATE ISLAMIC UNIVERSITY OF  
MAKASSAR**

**2019**

## PERNYATAAN KEASLIAN SKRIPSI

Dengan mengharap ridho Allah swt., yang bertanda tangan di bawah ini, menyatakan bahwa skripsi ini adalah benar hasil kerja penyusun skripsi. Jika di kemudian hari terbukti bahwa penulisan skripsi ini merupakan duplikat, tiruan atau dibuat orang lain secara keseluruhan atau sebagian, maka skripsi ini dan gelar yang diperoleh karenanya batal demi hukum.

Makassar,

2019

The Writer



**Figrah El Vebriani**  
Nim. 20400113136

UNIVERSITAS ISLAM NEGERI  
**ALAUDDIN**  
M A K A S S A R

## PERSETUJUAN PEMBIMBING

Pembimbing penulisan skripsi saudara **Fiqrah El Vebriani, NIM: 20400113136**, Mahasiswa Jurusan Pendidikan Bahasa Inggris Fakultas Tarbiyah dan Keguruan UIN Alauddin Makassar, setelah dengan seksama meneliti dan mengoreksi skripsi yang bersangkutan dengan judul *"The Effectiveness of Scramble Method to Improve Student's Vocabulary at SMPN 4 Tamalatea Jeneponto Regency"* memandang bahwa skripsi tersebut telah memenuhi syarat-syarat ilmiah dan dapat disetujui untuk diajukan ke sidang munaqasyah.

Demikian persetujuan ini diberikan untuk proses selanjutnya.

Makassar, 2019

Pembimbing I



Dr. H. Wahyuddin Naro, M. Hum.  
NIP. 19671231 199303 1 030

Pembimbing II



Dra. Hj. St. Azisah, M. Ed.St., Ph.D.  
NIP. 19671231 199303 2 016

UNIVERSITAS ISLAM NEGERI

Dr. H. Nor Asde M. Hum Dr. Sidi  
**ALAUDDIN**  
M A K A S S A R

## PENGESAHAN SKRIPSI

Skripsi yang berjudul "*The Effectiveness of Scramble Method to Improve Students' Vocabulary at SMPN 4 Tamalatea Jeneponto Regency*" Yang disusun oleh saudara **Fiqrah El Vebriani**, NIM: **20400113136**, Mahasiswi Jurusan Pendidikan Bahasa Inggris Pada Fakultas Tarbiyah dan Keguruan UIN Alauaddin Makassar, telah diuji dan dipertahankan dalam sidang *Munaqasyah* yang diselenggarakan pada hari **Selasa, 12 November 2019 M**, bertepatan dengan **15 Rabiul Awal 1441 H** dan dinyatakan telah dapat menerima sebagai salah satu syarat untuk mendapatkan gelar Sarjana Pendidikan (S.Pd) dengan beberapa perbaikan.

Samata.

12 November 2019

15 Rabiul Awal 1441 H

### DEWAN PENGUJI

(Sesuai SK Dekan N0 3531 Tertanggal 12 November 2019)

Ketua : Dr. M. Shabir U, M. Ag.  
Sekretaris : Dr. Rappe, M.Pd.I.  
Munaqisy I : Dr. Sitti Nurpahmi, S. Pd., M. Pd.  
Munaqisy II : Dr. H. Nur Asik, M. Hum  
Pembimbing I : Dr. H. Wahyuddin Naro, M. Hum  
Pembimbing II : Dra. Hj. St. Azisah, M.Ed.St.Ph.D.

(.....)  
(.....)  
(.....)  
(.....)  
(.....)

UNIVERSITAS ISLAM NEGERI

Mengetahui :

Dekan Fakultas Tarbiyah dan Keguruan


UIN Alauddin Makassar

ALAUDDIN  
M A K A S S A R

(.....)  
**Dr. H. Marjuni, S.Ag., M.Pd.I.**  
NIP. 197810112005011006



## ACKNOWLEDGEMENTS



Alhamdulillah Robbil ‘Alamin, first of all the researcher would like to express His deepest praise and gratitude to Allah swt., who has given Him blessing and merciful to complete this thesis. Shalawat and salam are addressed to the final chosen religious messenger, the Prophet Muhammad saw., who has brought us from the darkness to the lightness.

The writer realized that many people had given their helps and useful suggestion for the finishing of this thesis. Without the assistance of them, this thesis would never have existed. Therefore, the writer would like to express his appreciation and sincere thanks to beloved parents **Rifdun H. Hasan** and **Siti Rohani** who always educate, support, and pray for the researcher’s success.

1. **Prof. Drs. Hamdan Juhannis M.A, Ph. D.** The Rector of state Islamic University of Alauddin Makassar for his advice and all the Vice Rectors.
2. **Dr. H. A. Marjuni, M. Pd. I.**, The Dean of Tarbiyah and Teaching Faculty for his advice and motivation and all the Vice Dean.
3. **Dra. Hj. St. Azisah, M. Ed. St., Ph. D** and **Dr. Sitti Nurpahmi, S. Pd., M. Pd.** The Head and the Secretary of English Department of Tarbiyah and Teaching Science Faculty of Alauddin State Islamic University (UIN) Makassar respectively.

4. Her high appreciation and great gratitude are due to my first consultant **Dr. H. Wahyudin Naro M. Hum** and **St. Azisah, M. Ed. St., Ph. D** as the second consultant who have given their valuable time and guidance to finish this thesis.
5. The researcher's beloved brother and sisters. Fiqhil Maksum, Makwil Masakin, Nirwana M Nung, Irma Erfiani, and Azizah Magfirah. Thank you so much for your love, suggestion, advice, motivations, and support to the researcher.
6. The Head Master and all teachers and staffs of SMPN 4 Tamalatea Jeneponto Regency for their help during conducting my research.
7. All the seventh grade students of SMPN 4 Tamalatea Jeneponto Regency class VII 3 and VII 2 for their participation during this research.
8. The friends in English Education Department at UIN Alauddin Makassar that have participated in my research. May Allah swt., always give them good health and guidance in their life. May Allah swt., Bless and guide us Amin.

Finally, the writer is sure that this thesis is still far from being perfect, so the writer sincerely appreciates any constructive criticism from the readers.

May Almighty, Allah swt., bless us all now and forever, *Amin*.

**Wassalam**

**Makassar, 2019**

**Eiqrah El Vebriani**

**Nim. 20400113136**

## LIST OF CONTENTS

<b>TITLE PAGE</b> .....	<b>i</b>
<b>PERNYATAAN KEASLIAN SKRIPSI</b> .....	<b>ii</b>
<b>PENGESAHAN SKRIPSI</b> .....	<b>iii</b>
<b>PERSETUJUAN PEMBIMBING</b> .....	<b>iv</b>
<b>ACKNOWLEDGEMENTS</b> .....	<b>v</b>
<b>LIST OF CONTENTS</b> .....	<b>vii</b>
<b>LIST OF TABLES</b> .....	<b>ix</b>
<b>LIST OF APENDICES</b> .....	<b>x</b>
<b>ABSTRACT</b> .....	<b>xi</b>
<b>CHAPTER I INTRODUCTION</b> .....	<b>1</b>
A. BACKGROUND .....	1
B. RESEARCH PROBLEM .....	3
C. RESEARCH OBJECTIVE .....	3
D. RESEARCH SIGNIFICANCE .....	3
E. RESEARCH SCOPE .....	4
F. OPERATIONAL DEFINITION OF TERMS .....	5
1. Effectiveness .....	5
2. Scramble .....	5
3. Vocabulary.....	5
<b>CHAPTER II REVIEW OF RELATED LITERATURE</b> .....	<b>6</b>
A. SOME PREVIOUS RELATED RESEARCH FINDINGS .....	6
B. SOME PATIENT IDEAS .....	7
1. SCRAMBLE .....	7
A. Definition of Sramble .....	7
B. Kinds Scramble .....	8
C. Procedures in Using Scramble Method.....	9
D. The Skill of Scramble Method.....	10
E. Scramble Game .....	11

F. Teaching Method Scramble.....	16
G. Scramble Sentence Method.....	16
2. VOCABULARY .....	16
A. Definition of Vocabulary .....	17
B. The techniques in teaching vocabulary.....	18
3. THEORETICAL FRAMEWORK .....	19
4. HYPOTHESIS .....	21
<b>CHAPTER III RESEARCH METHOD .....</b>	<b>22</b>
A. RESEARCH DESIGN .....	22
B. VARIABLES OF THE RESEARCH .....	23
C. POPULATION AND SAMPLE .....	23
D. INSTRUMENT OF RESEARCH .....	24
E. PROCEDURE OF COLLECTING DATA .....	24
F. TECHNIQUE OF DATA ANALYSIS .....	25
<b>CHAPTER IV FINDINGS AND DISCUSSION .....</b>	<b>29</b>
A. FINDINGS .....	29
B. DISCUSSION .....	35
<b>CHAPTER V CONCLUSSION AND SUGGESTION.....</b>	<b>36</b>
A. CONCLUSION .....	36
B. SUGGESTION .....	36
<b>BIBLIOGRAPYS .....</b>	<b>38</b>
<b>APPENDICES .....</b>	<b>41</b>
<b>CURICULUM VITAE .....</b>	<b>73</b>

UNIVERSITAS ISLAM NEGERI  
**ALAUDDIN**  
 M A K A S S A R



## LIST OF TABLES

Table 3.1: Pre-test and Post-test design .....	22
Table 3.2: Classifying the students' score .....	26
Table 4.1: The Rate Percentage of Score Experimental Class in Pre- Test .....	29
Table 4.2: The Rate Percentage of Score Experimental Class in Post- Test .....	30
Table 4.3: The Rate Percentage of Score Controlled Class in Pre-test .....	31
Table 4.4: The Rate Percentage of Score Controlled Class in Post-Test .....	32
Table 4.5: The Mean Score and Standard Deviation of Experimental Class and Controlled Class in Post-Test .....	33
Table 4.6 : Distribution the Value of t-Test and t-Table in Post-Test .....	34'



## LIST OF APPENDICES

Appendix 1 Rencana Pelaksanaan Pembelajaran .....	42
Appendix 2 Rencana Pelaksanaan Pembelajaran .....	52
Appendix 3 Instrument of Research.....	60
Appendix 4 The Row Score of the Students' Pretest and Post-test In Experimental Class.....	64
Appendix 5 The Row Score of the Students' Pretest and Posttest In Controlled Class .....	65
Appendix 6 The Mean Score of Experimental Class and Controlled Class.....	66
Appendix 7 Standard Deviation of Experimental Class and Controlled Class .....	67
Appendix 8 The Significance Different .....	69
Appendix 9 Distribution of t –Table.....	70
Appendix 10 Documentation .....	71

## ABSTRACT

**Reg. Number** : 20400113136  
**Address** : Jl. H M Yasin Limpo Romangpolong,  
**Somba Opu**  
**Title** : *“The Effectiveness of Scramble Method to Improve Students’ Vocabulary at SMPN 4 Tamalatea Jeneponto Regency .”*  
**Consultant I** : Dr. H. Nur Asik, M. Hum  
**Consultant II** : Dra. Hj. St. Azisah, M. Ed. St., Ph. D

---

The title of this research is “The Effectiveness of Scramble Method to Improve Students’ Vocabulary at SMPN 4 Tamalatea Jeneponto Regency ”. This research aims to find out the effectiveness of scramble method to improve students’ vocabulary at the seventh grade students of SMPN 4 Tamalatea Jeneponto Regency.

The method was quasi-experimental with pre-test and post-test design. The population of this research was the seventh grade students of SMPN 4 Tamalatea Jeneponto Regency. The total population are 148 students. The sample of this research consisted of 34 students taken by applying purposive sampling technique. The researcher took two classes as sample and divided into two groups, experimental class and control class. The instrument of this research was vocabulary test. Type of vocabulary test is fill in the blank. It was used to know whether the students’ vocabulary improved after the students were given treatment.

The collected data was analyzed using scoring classification; mean score, and t-test. The result of this research indicated that there was improvement in the students’ English vocabulary after learning through Scramble method. The value of t- test (5.0) was higher than the t- table (2.042) at the level significance ( $\alpha$ ) = 0.05 and degree of freedom (df) = 32. Based on the findings, the researcher concluded that the Scramble Method is effective in improving students’ English vocabulary at the seventh grade students of SMPN 4 Tamalatea Jeneponto Regency.

# CHAPTER I

## INTRODUCTION

### A. *Background*

Vocabulary is a list of words which has meaning, knowing and understanding the meaning of the words. Vocabulary is a very important thing for language learners. As we know, vocabulary is the basic building blocks of language especially word because it is as a bridge to master all of skills in English such as speaking, listening, writing, and reading. Vocabulary can make the learners easier to speak and to write confidently to convey their ideas. The learners can chain these words together to construct meaning for communication. So, vocabulary should be mastered by the student.

Nowadays, based on curriculum that are KTSP and K13, the students are expected to master those four skills in order to be able to use English communicatively. The students are expected to be able to understand and comprehend the meaning of the words. The aim of KTSP (*Kurikulum Tingkat Satuan Pendidikan*) either K13 (*Kurikulum 13*) will not be successfully achieved if the language teaching does not consider the language components such as grammatical structure, vocabulary, spelling, and pronunciation.

In fact, there are still number of students who cannot master the vocabulary. There are many teachers conducting their learning in the class by using conventional method, for instance lecturing, which makes the students to be passive. The teacher only focuses on how to teach the lesson until the end of the learning process, the teacher do not think about the good way to teach their students. At the same time, the students

automatically just stuck on the teachers' explanation, the students only pay attention to the teacher until the end of the lesson. As the result of this way, there are number of students who were getting bored, so the students cannot deliver their ideas.

Consequently, many problems are faced by the teacher in teaching vocabulary English subject in the class at the first semester of seventh grade students of SMPN 4 Tamalatea. The first, the teacher is worried about students' speaking because the students are lack of vocabulary to make sentences. The second, many students do not know to translate the words because they do not know about strange words in paragraph. The third. The last, the students are bored with conventional method because the teacher often use conventional method in classroom. The tacher conducts their learning in the class by using conventional method for instance lecturing, it made the students to be passive.

Based on preliminary research which was done on 7<sup>th</sup> March 2018 at the seventh grade of SMPN 4 Tamalatea, the researcher found that, the students were hard to memorize the word with conventional method, but they have needed method using vocabulary method, so the material was easy to remember without difficulties to memorize. Beside that, fun classroom makes the students more happy with their feeling.

Based on explanation above, the researcher has encourage to investigate whether the scramble method can solve those problems . In this method the students enjoy to learn and the students were active in learning and teaching process, the students were not to learn but the students were enjoy the lesson using vocabulary games in the classroom.

The researcher do the research based on that situation, the researcher is very interested to conduct to know. Thus, the researcher under the title was conducted *The Effectiveness of Scramble Method to Improve Students' Vocabulary at Seventh Grade of SMPN 4 Tamalatea Jeneponto Regency.*

### **B. Research Problem**

Based on the background before, the researcher formulates the problem statement as follows: "Does scramble method significantly improve the students' vocabulary at the seventh grade student of junior high school 4 Tamalatea Jeneponto regency?".

### **C. Research Objective**

Based on the research problems above the research objective is formulated as follow:

Related to the problem statement, the objective of this research is " To find out the effectiveness of scramble method to the improve the students' vocabulary at the seventh grade student of junior high school 4 Tamalatea Jeneponto regency".

### **D. Research Significances**

#### **1. Theoretical Significance**

Theoretically, the researcher can enrich and widen the theories of teaching scramble method to improve in learning vocabulary, it can also contribute and strengthen similar research about scramble method.



### **Practical Significance**

a. For the students

The students can improve their knowledge about vocabulary by using scramble. Through this method, it is fun because the students are more interactive and more competitive to memorize word like a game.

b. For the teachers

This research is expected for the teacher to teach vocabulary with fun game using the method. The teachers can be easily to give the material because can help for teaching vocabulary. The teachers easy search the references in learning processes. The teachers will have additional knowledge to know about how to face the learning in the classroom.

c. For the next researcher

It is expected to give meaningful information and motivation for the next researcher to create another research about method in teaching vocabulary. In addition, the researcher can give positive contributions to the teacher in teaching their subject in the classroom.

d. For the institution

The institution of this research is expected to bring positive impacts for the institution to solve some problems to achieve institution mission as quick as possible. As the result, the institution produce alumnae who have knowledge about vocabulary well in particular and achieve the curriculum goals in general.

### **E. *Research Scopes***

The scope of this research focuses on identifying of scramble method to improve students' vocabulary at the seventh grade students at SMPN 4 Tamalatea at Jeneponto regency in academic year 2018/2019.

### **F. *Operational Definition of Terms***

These are a few operational definitions of important words of this research in order to avoid misunderstanding. They are:

#### **1. Effectiveness**

Effectiveness is how to be successful to get mission which it have rule and structure to finish. "Effectiveness is successful or achieving the result that you want". (Glennon, 2008).

#### **2. Scramble**

Scramble is learning method for making students find the answer and finish the problem in the sheet to measure their knowledge. Scramble is learning method to invite the students for finding the answer and to finish the problem than share the the question sheet and the answer sheet. (Soimin, 2016: 166).

#### **3. Vocabulary**

Vocabulary is big family of words to understand by person in their environment. Henry and Pongratz (2007) concluded that "Vocabulary is all the words used or understood by a person".

## CHAPTER II

### REVIEW OF RELATED LITERATURE

#### A. Previous Related Research Findings

Using scramble method has long been an interesting topic. A great number of researchers have spent their time and energy to exploit the advantages of this method. Among these researchers, the following studies have the closest relation with this research.

Fatmawati (2012) in her research "*The Application Learning Model Scramble to Improve Students' Achievement of Civics at sixth grade of Sukorejo V Jombang.*" She concluded that this technique can help students to improve learning achievement. The result of data analysis showed that there was influence of the application of the learning model scramble for improving student achievement civics classes VI SDN Sukorejo V Jombang year lesson 2012/2013.

Kahfi et al (2013) in their research, "*The Application Cooperative Learning Type Scramble to Improve Student's Activities and Student's Learning Outcome in Biology Subject at VIII Grade of SMPN 2 Kediri of West Lombok Regency year 2013/2014*". Based on the result, it can be concluded that, cooperative learning type scramble increased students' learning achievement and activities.

Artini et al (2014) in their research is to find out "*The differences of the student's social studies learning outcomes who being taught by using cooperative learning scramble in fifth grade students of elementary school at Kapten Kompiang Sujana West Denpasar in academic year 2013/2014*". Based on the result, it can be concluded that

cooperative learning type scramble increased students' learning achievement and activities at fifth grade students to the first semester of elementary school of

elementary school cluster Kapten Kompiang Sujana West Denpasar in academic year 2013/2014.

Reseachers' findings above describe that using scramble method in learning can influence the students learn, achieve, active, and get the goals effectively. The important thing is to make teamwork in learning process. This research is about using scramble method to improve students' vocabulary, it is difference with previous finding above because scramble method can help the students moemorizing word like playing a game.

## **B. Some pertinent ideas**

### 1.The Concept of Scramble

#### a. Definition of scramble

Soimin (2016: 303-304) stated that scramble is learning method to accompany students for finding and for solving the problem to share question sheet and answer sheet. Using scramble for children game can train for enhancing the knowledge of vocabulary. Scramble method can brush for training to arrange the word, sentence and passage.

Scramble method is the method which form to arrange disordered word, sentence, and paragraph, than the students to complete to be a good form. Cooperative learning of scramble method is one method which to use exercise the questions like the game. This method will trigger student's interest in lesson of English vocabulary

Ginariska (2014) stated that there are many kinds definition of scramble, we can conclude that scramble is a method of teaching with dividing worksheet and answer sheet with alternative answers available. The students expect to look for answers and solution as problem that exists.

b. Kinds of scramble.

Shoimin (2016) stated that there are kinds of scramble, such as :

1) Word Scramble

Scramble word is a game to arrange the letters to form a specific word that it have a meaning.

For example:

t-u-s-t-e-n-d = student  
 k-o-o-b = book  
 g-k-n-o-l-w-e-d-e = knowledge

2) Sentence Scramble

Scramble sentence is a game to arrange random words to form a specific sentence. The sentence should be logical, meaningful and appropriate. For example:

Does – he- where – holidays – go – on? = Where does he go on holidays?

Went-I-school-to-yesterday = I went to school yesterday

With-study-my friends-the class-in-I = I study in the class with my friends

3) Discourse scramble

Scramble discourse is a game to arrange a discourse based on random sentences. The results of the arrangement will be logical and meaningful. For example:

1. His name is Brownny.

2.The name reminds me of my best friend's nickname when I was in elementary school.

3. But he prefers sleeping in the house.

4. I have a dog. His name is Brownny.

5. He has his own kennel.

6. I have a dog.p

Based on above shows scramble discourse but the sentence is not arranged. So the students have to arrange the sentences with logical and meaningful.

I have a dog. His name is Brownny. The name reminds me of my best friend's nickname when I was in elementary school. Brownny's fur is like that of a tiger with brown and black strips. He has his own kennel. It is made of wood. But he prefers sleeping in the house.

Through scramble cooperative learning method, the students can arrange random word, sentence, or discourse. Based on the explanation above, it can conclude that this method is a method like a game arrange random word, sentence and discourse. This learning method need cooperate with the group to think critically in finding solution of the problem. This method is expected to spur students' interest in learning English.

### c. Procedures in Using Scramble Method

Ginariska (2014) stated that in scramble method, the students are randomly group based on the ability of high, medium and low. The scramble method steps are

- a. The teacher enters to the class to start for checking attendant list.
- b. The teacher introduces the material and the objective of learning.
- c. The teacher asks the students to make a group consists of 4-6 students or more (it depends on situation in the classroom).
- d. Students in each group try to arrange scramble words, sentence or discourse.
- e. The teacher guides of the students to discuse and to present their material, the other group is given time to respond it.
- f. The teacher asks to the students to write answers in a specified time after the students do it.
- g. In the last, the teacher corrects of the students error in pronouncing the word.



#### d. The skills of scramble method

Ginariska (2014) stated that the scramble method can be used in some skills:

##### 1) Reading

This scramble method can be used in reading skill. For example, the teacher can ask to the students to arrange scramble words, sentences or discourses then the students can discuss it with their group or team.

##### 2) Writing

This scramble method can be used in writing skill. When the students discuss it, they can make the result of arrangement on the paper grammatically correct.

#### e. Strengths and weaknesses of scramble method.

According to (Ginariska, 2014) strengths and weaknesses of scramble method.

##### a) Strengths

1. Each member of the groups is responsible for everything that is done in a group.
2. This method will enable students to learn while playing. They learn something that not make it stress or depressed.
3. This method can teach solidarity within the group.
4. The materials provided through one of the method of this game are usually hard to forget.
5. The competitive nature of this method can push the students competing to get ahead.

##### b) Weaknesses

1. Sometimes in implementing this method, it takes a long time so the teacher is difficult to adapt to the time that has been specified.
2. Method of games like this usually causes noise

e. Scramble Game

Saputra and Ratnasary (2015: 173) stated that in this scramble game, the students' activeness and creativity are important because these two components make the students not growing. The game is also able to optimize the students to think more creatively to define and construct a new thing or structure so that it can increase knowledge and understanding because students are active in the game. The accuracy and speed of thinking in answering the question becomes one of the key games in scramble learning method.

According to Dewi and Kurniawan (2017) stated that learning construct a sentences using the scramble game can improve the quality of learning process does not feel bored and boring. The subject matter is usually only the abstract will be more easily understood by students when utilizing the game in learning. The scramble game, students can understand the material being taught teachers to make sentences. Use of game in learning in line with Saputra and Ratnasari (2015: 173) stated that the game media is media that can reduce the saturation of the students, giving pleasure and knowledge. So the game is a fun activity that can make students happy in the process of learning so that students are not saturated in receiving information from the teacher.

b) Sentence scramble game

a. Definition sentence scramble game

Amazon (2015) stated that you will be scrambling to make sentences with this new and creative game. Designed to teach the structure of simple English sentences the object of the game is to make as many sentences as possible with a set word cards-similar to the well-known family game scrabble. The cards are printed on both sides color-coded and include nouns, adjectives, articles, verbs, adverbs, prepositions and pronouns.

b. Word order exercises of sentences scramble game

According ESL (2015) stated that word order exercises of sentences scramble game. They are:

1. Scramble sentences

A see want to you see a dove  
of a couple want buy things I to

You want to see a dove

I want to buy of a couple of things

2. Scramble Dialogue

Two friends meet outside a supermarket

Hi Bob. What are you doing here?

Shopping. How are things?

Fine. Do you have time for a coffee?

Ok. Meet you at Starbucks in 15 minutes.

I do. Just give me 10 minutes to do my shopping.

Yes, I am. Where shall we go?

3. Sentences and Question

She goes to school by bus (always)

Have you been to Canada? (ever)

c. How to play sentence scramble game

According to Education.com (2017) how to play sentence scramble game. They are:

1. Things you need

Pens

Two big container

Slips of contraction paper in two colors

2. Play the game

1. Choose a topic, such a sport, a piece of furniture, or a television show.
2. Instruct everyone to each write 10 simple sentences on separate slips of one color. Have them put these slips into the container.
3. On the other color, tell your member to write 10 conjunction multiple times, and have them place these in another container.
4. Go around and have everyone pick 2 sentence slips and 1 conjunction slip. Ask each person to read his sentence. Discuss which sentences make sense and which ones are just funny and silly.

According to Indrayana (2014) teaching guided paragraph writing through Scramble Sentences.

Scrambled sentences is one of the good techniques in teaching writing. Scrambled sentences is defined as a technique of teaching guided paragraph writing in which the sentences composing a single paragraph are scrambled in such a way and the students under study are asked to rearrange them. The rule of scrambled sentences is to guided the students in writing paragraph, by giving the sentences which are scrambled and asked them to rearrange into a good paragraph. Scramble sentences is essentially a social process trough which writers looked or areas of shared understanding. To reach such an understanding, participants function according to several social and interactional rules as follow: First, the students discuss the goal which they are going to write. They place the goals in rank oder from high to low, and they share a higher order goal. Meanwhile, specification the goals is negotiated during the process. Secondly, the students must have different knowledge and they must be gap information between them because of this information gap, the students have to negotiate content, style, and even the goal of writing. Thirdly, the students interact with each other. They exchange thought, feeling, ideas between them, and result in reciprocal effect on each other.

In response to the need for structured guidelines to make scrambled sentences more effective, the teacher makes roles of the students. One of them plays a role as a helper and the other as a writer. Specific tasks need to be done by the helper and the they write scrambled sentences. These steps are described as follow: Step 1 is idea generation. In this step, the students are helped to understand important componens of the recount text such as orientation events and reorientation. To help the writer stimulate their ideas, the helper give question which was mostly use why-words as follows : who did what ? what happened?. In generating the students' ideas, teacher intended to motivate and brainstorm the students' to get ideas to generate ideas for the topic. The teacher leads the helper to raise questions about recount text in order to simulate the writer ideas.

Step 2 is drafting. The step aims at giving the writer change to start writing a rough draft based on the discovered ideas to review from the helper. To write the draf, the writer is advised not to care much more about the language, spelling or punctuation or neatness. During the activity, the teacher goes around the class to provide assistance, guidance, and comments if they are necessary.

Step 3 is reading. In this step, the writer reads the draft. If he or she word incorrectly, the helper provides support and gives some correction. This step gives the students chances to read the rough draft. The helper may comment on the clarity and relevance of the ideas and their coherence. The helper can give written comment or in orals to the writer. The writer reorganizes what has been written in the first rough draft and refine ideas based on the feedback from the helper.

Step 4 is editing. In this step, the helper and the writer look the draft together and consider what improvement might be made. Mistake of words, phrases, or sentences could be marked. The writer and the helper inspect the draft more than once, check the five editing criteria: meaning, spelling, punctuation, style. In this step, the teacher asks the students to look at closely the draft and edits them by using the five editing criteria which refer to aspects of writing such as content, organization,

and grammar. The teacher provides editing guidelines for check list. After editing, they rewrite it for the final writing.

Step 5 is best copy. The writer then copies out a neat or best version of the corrected draft. The helper provides to help when necessary, depending on the skill of the writer. In this case, the teacher asks the students (writer) to write the best text. The last step is teacher evaluation. In this step, students will have an opportunity to receive comments and instructive feedback directly from the teacher. When the writer and helper submit in their best copy, the teacher will meet them and provide them explicit writing and grammatical instruction as well as corrective feedback. The teacher's comments focus on meaning or idea, style, spelling and punctuation.

f. Teaching method of scramble

According to Kathleen (2010) kinds of scramble method. They are:

1. Song scramble method

Song scramble is a fun way to teach song. This is adapted from the fourth idea in the Sharing Time Ideas in the March 2004 issue of the Friend magazine. The idea requires reading, so it really only works well with the student.

Procedure in using of teaching song scramble:

- a. The teacher write each word of the song on a wordstrip and put a thin magnet on the back.
- b. When the teacher are ready to teach, post the wordstrips in a orderly way, but mixed up.
- c. The teacher ask the student for their help in fixing the song.
- d. The teacher begin singing and tag one of the student to come up and exchange any two wordstrips, keep singing and tag another student.
- e. Repeat until the words are in the correct order.



- f. Invite the student to sing, removing two wordstrips at a time until they can sing the song well.

#### Weakness of song scramble method

- a. It is difficult to control the student because the student take turns so that the student will be ready to move.
- b. The class make noisy caused by the students loudly to sing.
- c. This method is really time comsuming.

#### Strengths of song scramble method

- a. The students are more active and happy because they are interesting in lesson.
- b. The teacher is easy to make lesson because ths method is very simple.
- c. The students ae self confidence because the teacher will be tag the students to sing a song.

In evaluating, the teacher holds a conference with asks the students to exchange text with other students to correct or comments of some students. If they still have a problem with the correction, by the end of the study the teacher and stuenets to discuss the remaining problems together. Next the teacher asks the students (writer) to revise the next based on the correction, feedback given and comment from several students. Finally, the teacher asks the student (writer) to write the final text and submit to the teacher.

g. Scramble sentence method

According to Afrizal (2016) through the scramble method, the students can be trained to be creative in arranging random words they will habitual to make a sentences and also be able to mastering grammar. Scramble sentence method is the method which learning with fun. So, this method will give motivation and the students will be interested in learning process and also this method will makes students to be active.

b. The concept of Vocabulary

1. Definition of vocabulary

Vocabulary is the central of the language or all of the words that used by everyone in this world, and also is a list of words which has meaning and also a process of knowing and understanding the meaning of the word through verbal symbol and non verbal symbol. Without vocabulary the user of language cannot express their ideas well. The user of language will produce nothing when the user of language do not master in vocabulary. Besides, according to Nurianti (2015) stated that vocabulary is a basic thing that is also as foreign language for students and society of Indonesia. How someone express a language if he does not comprehend vocabulary of the language if he is studying foreign language. Multazam (2015 : 4) stated that vocabulary is a basic thing that is also as foreign language for the students and society of Indonesia. How someone express a language if he does not comprehend vocabulary of the language even less if he is stud ying foreign language.

Related to the some definitions that was given by the expert, the researcher can conclude that vocabulary is a list of words which has meaning and it arranged alphabetically, recognize and understood by a particular person in speaking, listening, reading, and writing.

## 2. The techniques in teaching vocabulary.

According to (Morafeh Al Qahtani, 2015) the techniques in teaching vocabulary are :

### a. Drawing

Object can either be drawn on the blackboard or drawn on flash cards. The latter can be used again and again in different contexts if they are made with cards and covered in plastic. They can help young learners easily understand and realize the main points that they have learned in the classroom.

### b. Using ilutrations and picture

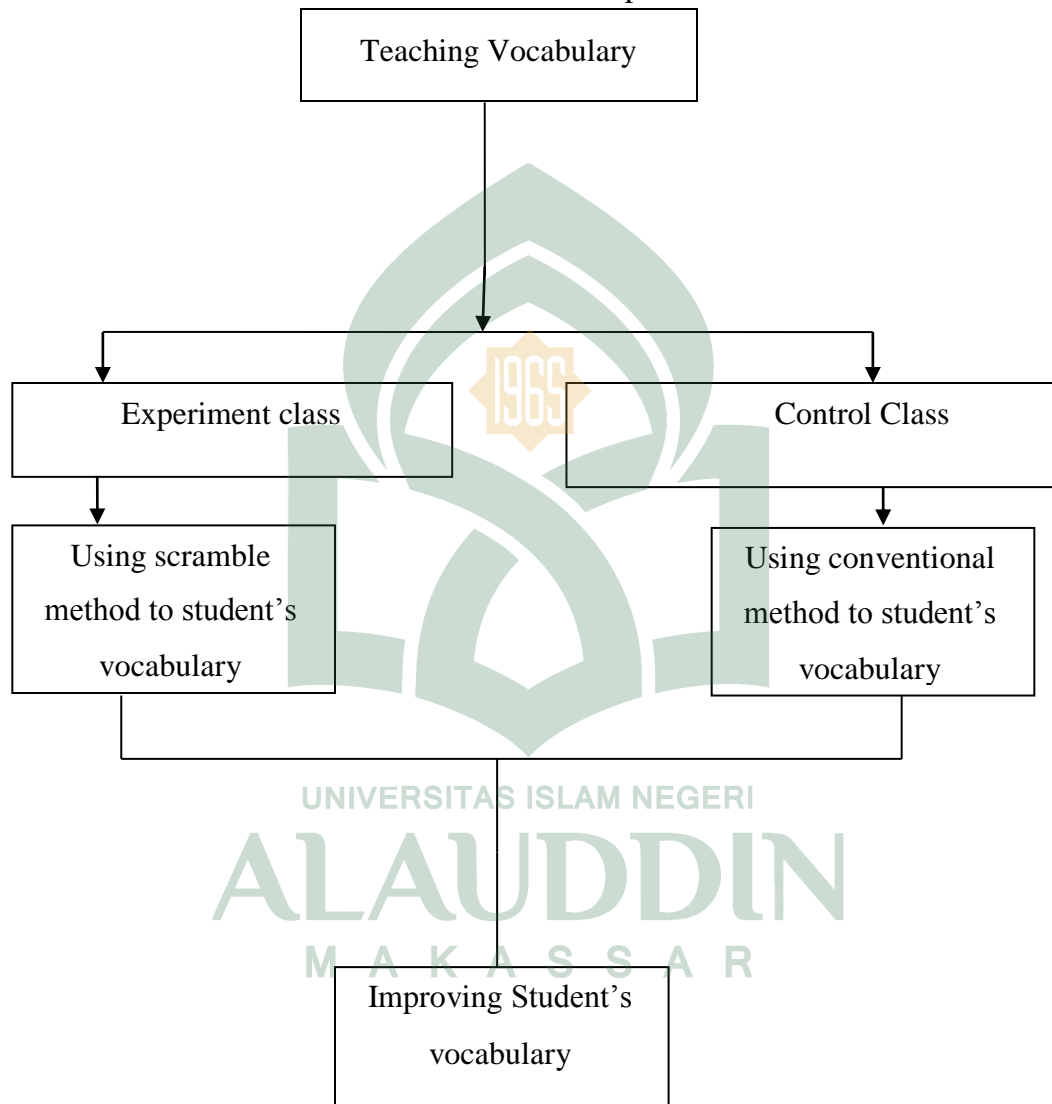
Picture connect students' prior knowledge to a new story, and in the process, help them learn new words. The list of pictures includes : poster, flashcards, wall charts, magazine pictures, board drawings, stick figures and photographs.

### c. Contrasts

Some words are easily explained to learners by contrating it with it opposite, for instance, the word “good” constansted with the word “bad”.

### ***C. Theoretical Framework***

This research, the researcher focus on students' vocabulary by using scramble method. The are two classes which divided into experimental class and control class.



English have some skills such as reading, writing, listening, speaking and vocabulary. Vocabulary is very important because it is basic aspect to know the knowledge about the word. If we have more vocabularies of course , we will know contents of the sentence, passage and paragraph.

In teaching vocabulary , students have some problems, such as they have limited vocabulary. The first the student's seldom memorize the word of vocabulary in their English learning. The second, many students do not know to translate the words because they do not know about strange words in paragraph. The third. The last, the students are bored with conventional method because the teacher often use conventional method in classroom. The tacher conducts their learning in the class by using conventional method for instance lecturing, it made the students to be passive.

To solve the students' problem that they faced in learning process, especially in vocabulary, the teacher should apply interesting method. One of them is Scramble Method. Scramble is learning method for making studends find the answer and finish the problem in the sheet to measure their knowledge. Scramble is learning method to invite the students for finding the answer and to finish the problem than share the the question sheet and the answer sheet. (Soimin, 2016: 166). Sramble is an important part in education for all-arround development which has seeral fungtions in English teaching.


Based on the explanation above , the researcher wanted to find effective solution to improve the students' vocabulary y using scramble method . This was because the usual method used in the classroom monotonous, so the students got bored. The monotonous method make the students lazy to learn English and not interested in

vocabulary. Therefore the present researcher used scramble method that was different from the other research.

#### **D. Hypothesis**

The hypothesis of this research will formulate as follows:

1.  $H_1$  : There is significant difference of students' vocabulary after using scramble method.
2.  $H_0$  : There is no significant difference of students' vocabulary after using scramble method.





## CHAPTER III

### METHOD OF RESEARCH

#### *A. Research Method*

In this research, the researcher used quasi-experimental. According to Wikipedia quasi-experiment is study used to estimate the casual impact of an intervention on its target population without random assignment. This design will use nonequivalent control group design. According to Sugiyono ( 2013: 89), this design almost same with pretest-posttest control group design, but in this design of experiment class and control class not choosed randomly.

Experimental Design

**Tabel 3.1**

*Pre-test and Post-test Design*

O <sub>1</sub>	X	O <sub>2</sub>
O <sub>3</sub>		O <sub>4</sub>

Explanation:

- O<sub>1</sub> : pretest for experimental class
- O<sub>2</sub> : post-test for experimental class
- O<sub>3</sub> : pretest for control class
- O<sub>4</sub> : posttest for contol class
- X : Treatment for experimental class by using scramble

## **B. Research Variables**

Variable is a characteristic, number, or quantity that increases or decreases over time, or takes different values in different situation (Business Dictionary, 2017). This research consists of two variables, namely independent and dependent variable. An independent variable is a variable that is manipulated to determine the value of dependent variable (Margaret Rouse, 2017). A dependent variable is what you measure in the experiment and what is affected during the experiment. (Labwrite, 2017). The independent variable of the researcher use scramble. The dependent variable of the research is improving students' vocabulary.

## **C. Population and Sample**

### **1. Population**

Population is region of generalization which consists of object or subject who have quantity and characteristic, the researcher study to determine of the conclusion (Sugiyono, 2014: 62). Population of this research is the students of the students of Junior High School 4 Tamalatea 2018-2019. The population was consisted of 7 classes. Clas VII/I was 20 students, class VII/II was 15 students, class VII/III was 19 students, class VIII/I was 20 students, classVIII/II was 21 students, class IX/I was 23 students and class IX/II was 30 students. The total numbers of the population were 148 students.

### **2. Sample**

Sample is a part of quantity and characteristic of population (Sugiyono, 2014: 63). The technique sampling used in this research is purposive sampling. The researcher took two classes. The researcher have taken two classes as sample and divided into

two groups, experimental class and controlled class. The researcher have taken for 34 students as the sample VII/III consist of 19 students as experimental class and VII/II consist of 15 students as the controlled class.

#### **D. *Research Instrument***

Vocabulary test is the instrument of this research. The total numbers of test were 20 items. The tests were consisted of 20 items of unscramble word, sentence and passage. The tests were pre-test and post-test. The pretest measure the prior knowledge of the students in vocabulary before giving treatment, the post-test was given to the students to know their vocabulary after giving treatment.

#### **E. *Data Collection Procedure***

Before implementing a research, the researcher first of all made research design and that cover as follows:

##### **1. Giving Plan**

In planning, the researcher prepared materials, list of students' name, and scoring. Before studying, the researcher made sure plan of study time.

##### **2. Giving Pre-test**

The pretest was distributed on the first meeting. The pre-test was given to the students before treatments. The purpose was to know the students' vocabulary before applying scramble method.

##### **3. Giving Treatments**

The treatments were given to the students after giving the pre-test. The experimental class was treated by teaching vocabulary by using scramble method. The control class was treated by using conventional method. Both of the classes were

treated in the eight meetings, the first and the eight meetings students were given pre-test and post-test. For experimental class, second meeting until the six meetings was filled with learning activities by using scramble method. The treatment of this research represent as follows:

- a) The teacher prepared the topic of material about environment .
- b) The teacher shared sheet question and sheet answer with disorder formation.
- c) The teacher gave duration of time for answer the question.
- d) The teacher gave assessment to the student answer.
- e) Teacher collected students' answer to evaluate.

#### **4. Giving Post-test**

The post-test was given to the sample after treatments. To know the students' vocabulary after applying scramble method, the researcher gave post-test at the last meeting. The post test was conducted to know the score of the student after teaching learning process and treatment.

#### ***F.Data Analysis Technique***

Data were collected through the test by using inferential statistic percentage. Score was used to know the students' vocabulary. The steps under take in quantitative analysis employing the following formulas:

##### **1. Scoring the students' answer by using scramble method**

$$\text{Score} = \frac{\text{Students' correct answer}}{\text{Total number of item}} \times 100$$

(Sudjana, 2008: 167)

2. The data then classified referring to the scoring system.

Tabel 3.2

*Classifying the Students' score*

No	Classification	Score
1	Very good	85-100
2	Good	65-84
3	Fair	55-64
4	Poor	35-54
5	Very poor	10-34

Sudjana (2008)

3. Calculating the mean score of the students' vocabulary

The researcher used the following :

$$X = \frac{\sum fx}{N}$$

Where:

X = Mean score

$\sum fx$  = The sum of all score

N = The total number of sample

(Jabu, 2008: 116)

#### 4. Computing the frequency and rate percentage the students' score

$$P = \frac{F}{N} \times 100\%$$

Where:

P = Percentage

F = Frequency

N = Amount of sample

(Donbul, 2012)

#### 5. Finding out the standard deviation of the student's pre-test and post-test:

$$SD = \sqrt{\frac{\sum d^2}{N}}$$

Where:

SD = Standard Deviation

$\sum d^2$  = The sum of square

N = Total number of the subjects

(Jabu, 2008: 117-118)

**6. To decide the significance influence of scramble to improve students' vocabulary.**

t-test

Finding out the significance different achievement of students, the researcher calculated the value of the test by using the following formula :

$$t = \frac{\overline{X}^1 - \overline{X}^2}{\sqrt{\left(\frac{SS_1 + SS_2}{n_1 + n_2 - 2}\right)\left(\frac{1}{n_1} + \frac{1}{n_2}\right)}}$$

Where:  $\overline{X}^1$  = Mean score of experiment group

$\overline{X}^2$  = Mean score of control group

$SS_1$  = Sum of square of experiment group

$SS_2$  = Standard Deviation of control group

$n_1$  = Total number of subject in experiment group

$n_2$  = Total number of subject in control group

(2006)

T table > t test= Effective

T table < t test= Not effective

Gay

(Gay, 2006: 346)

## CHAPTER IV

### FINDINGS AND DISCUSSION

This chapter particularly presents the findings of the research which are presented as data description, and the discussion of the findings reveal argument and further interpretation of the findings. In this chapter, the researcher analyzes the data consisting of the result of pre-test and post-test either in experimental class or controlled class.

#### A. Findings

##### 1. The Classification of the Students' Pre-test and Post-test Scores in Experimental Class

Table 4.1

*The Rate Percentage of Score Experimental Class in Pre-Test*

No.	Classification	Score	Frequency	Percentage
1.	Very Good	10 – 34	0	0 %
2.	Good	35 – 54	3	15.7%
3.	Fair	55 – 64	3	15.7%
4.	Poor	65 – 84	3	15.7%
5.	Very Poor	85 – 100	10	52.6%
	<b>Total</b>		<b>19</b>	<b>100 %</b>



The table above shows the students' score of pre-test. The data indicated that the students' vocabulary was poor where 15.7% students got score very poor (10-34). It represented that all the students had problems on learning vocabulary so that we needed good materials and well preparation material to improve their vocabulary. Nevertheless, there was 1 of 19 students got good classification that meant providing some new alternative ways or strategies could stimulate them to improve their vocabulary.

**Table 4.2**  
*The Rate Percentage of Score Experimental Class in Post-Test*

No.	Classification	Score	Frequency	Percentage
1.	Very Good	85 – 100	-	0 %
2.	Good	65 – 84	5	26.3%
3.	Fair	55 – 64	2	10.5%
4.	Poor	35 – 54	7	36.8%
5.	Very Poor	10 – 34	5	26.3%
	<b>Total</b>		<b>19</b>	<b>100 %</b>

The table above shows the rate percentage of experimental class in post-test. There was a student who got very good classification which indicates that the students' score increase after they got treatment from researcher. The data told us that 26.3% got good classification which represented the improvement of

\the students` achievement after four meetings of learning vocabulary by using Scramble method. However, still there were 5 students who got very poor classification of their post-test.

Based on the result above, it can be concluded that the rate percentage in post-test was greater than the rate percentage in pre-test which indicated the students` enhancement in studying vocabulary after using Scramble method.

## 2. The Classification of Students` Pre-test and Post-test Scores in Controlled Class

**Table 4.3**

*The Rate Percentage of Score Controlled Class in Pre-test*

No.	Classification	Score	Frequency	Percentage
1.	Very Good	85 – 100	0	0 %
2.	Good	65 – 84	0	0%
3.	Fair	55 – 64	1	6.6%
4.	Poor	35 – 54	3	20%
5.	Very Poor	10 – 34	11	73.3%
<b>Total</b>			<b>15</b>	<b>100 %</b>

Table 3 showed the students` score of controlled class in pre-test. The data indicated that the students` vocabulary was poor, where 6.6% students got score fair and 73.3% students got very poor classification, and 0% or just no student got

good classification. It told us that the students had difficulties in mastering vocabulary and needed some alternative ways to solve this problem

**Table 4.4**  
*The Rate Percentage of Score Controlled Class in Post-Test*

No.	Classification	Score	Frequency	Percentage
1.	Very Good	85 – 100	0	0 %
2.	Good	65 – 84	0	0%
3.	Fair	55 – 64	6	40%
4.	Poor	35 – 54	2	13.3%
5.	Very Poor	10 – 34	7	46.6%
	<b>Total</b>		<b>15</b>	<b>100 %</b>

The table above showed the rate percentage of post-test in controlled class. There was one students got who good classification which indicated the improvement of students` vocabulary without getting treatment from researcher. The data also told us that the fair classification was still 40% or got decrease as the rate percentage of pre-test. However, there were still 13.3% who got poor, and 46.6% students got very poor score (10-34) and classification respectively which represented the students needed new ways to increase their vocabulary.

Based on the table 3 and 4, it can be concluded that the rate percentage in post-test was greater than the rate percentage in the pre-test which indicated there was an increase in learning vocabulary, and the increment was enough significantly because there were 40% students who got good score.

### 3. The Mean Score and Standard Deviation of Experimental Class and Controlled Class

After calculating the result of the students score, the mean score and standard deviation of both classes were presented in the following table :

**Table 4.5**  
*The Mean Score and Standard Deviation of Experimental Class and Controlled Class in Post-Test*

Class	Mean score	Standard Deviation
Experimental	75.15	141.06
Controlled	31.33	24.96

The table above shows that the mean score of students` vocabulary increased in the post-test. The students` mean score of experimental class was 75.15 which indicated that there was a good improvement of students` vocabulary after getting treatment for four meetings from researcher, while the mean score of the controlled class was 31.33 which told us that students` vocabulary also got a

little improvement. In summary, the mean score of controlled class was lower than mean score of the experimental class.

The significant score between experimental and controlled class could be known by using t-test. The result of t-test could be seen in table 4.6 as follows:

**Table 4.6**  
*Distribution the Value of t-Test and t-Table in Post-Test*

Variable	t-test value	t-table value
Post-test	5.0	2.042

The table 6 showed the result of the post-test that indicated that there was significant difference between the t-table and the t-test,  $2.042 < 5.0$  or t-test was higher than t-table which meant after treatment the students' vocabulary increased.

The result of the t-test statistical analysis showed that there was significant difference between the experimental class who got treatment by using Extensive Reading Strategy with controlled class who got treatment by verbal explanation, even though the difference between both of them was not enough high. The statement was proved by the t-test value (5.0) which was higher than t-table value (2.042), at the level of significance 0.05 and the degree of freedom  $(N_1 + N_2) - 2 = (19 + 15) - 2 = 32$ . Thus, the alternative hypothesis (H1) was accepted and the null hypothesis (H0) was rejected.

## ***B. Discussion***

The discussion in this section deals with a descriptive account of students' vocabulary and the significance score between Experimental and Controlled class.

The findings of this research above have proven that scramble method can improve students' vocabulary. The mean score of the experimental class is 75.15 which indicate that there is a good improvement of students' vocabulary after getting treatment for four meetings from researcher, while the mean score of controlled class is 31.33 which show us that the students' vocabulary also get a little improvement without getting treatment. In the other hand, the mean score of experimental class is greater than the mean score of controlled class.

The researcher finding is suitable with Fatmawati in her research "The Application Learning Model Scramble Improve Student's Achievement of Civics at six grade of Sukorejo V Jombang 2012/2013. From researcher "The Effectiveness of Scramble Method to Improve Students' Vocabulary at SMPN 4 Tamalatea Jenepono Regency". The researchers both of are the same because they can improve vocabulary by using scramble. Both of the researchers are different from Fatmawati research using model scramble and the research using scramble method.

Finally, the writer can conclude that Scramble method can make the students enjoy learning vocabulary because they do their jobs together with all the members of their group. Therefore, they are feeling happy to do it and they are easy to memorize some new vocabulary.

## CHAPTER V

### CONCLUSION AND SUGGESTION

This chapter presents some conclusions and suggestions of the result from the data analysis.

#### ***A. Conclusions***

Based on the result of findings and discussions previously, it can be concluded that:

1. Scramble method in teaching English vocabulary is effective to be used. It is indicated by the significance different between the mean score of posttest in experimental class and posttest in controlled class, which is 75.15 in experimental class and 31.33 in controlled class.
2. Scramble method enables the students to improve their vocabulary because learning vocabulary through using it can enlarge students' vocabulary knowledge.

#### ***B. Suggestions***

In relation to the conclusions above, the writer suggests that:

1. The English teachers are suggested to use Scramble method to improve their students' vocabulary mastery.
2. To anyone who would like to conduct similar research in order to conduct the research patiently and carefully for the sake of better result of the research.

3. The teachers are suggested to give motivation and guidance to the students in learning English mainly memorizing some vocabularies.
4. The role of the English teacher to manage the materials for vocabulary mastery is very important. The teacher should be creative to arrange and comprehend the method to develop the students' ability in teaching vocabulary.






## BIBLIOGRAPHY

- Afrizal, M. "Improving Student's Writing Skill by Using Scramble Sentence Method". *Jurnal Pendidikan Al-Muslim*, no. 2, 2016.
- Alqahtani, M. "The Importance of Vocabulary in Language Learning and How to be taught". *International Journal of Teaching and Education*, no. 3, 2015.
- Amazon, "Game Sentence Scramble", Blog Amazon <http://amazon.com/WCA-087130-Game-Sentence-Scramble/dp/B00Q2857UW>, 23 Agustus 2019.
- Ariwibowo, "The Effectiveness of Teaching Vocabulary by Using Games to The Third Grade Students of SD Negeri 03 Karangmojo, Karanganyar". Thesis. Surakarta: Faculty of Letters and Fine Arts of Sebelas Maret University, 2008.
- Artini, Sujana, et al. "Pengaruh Model Pembelajaran scramble Berbantuan Media Semi Konkret Terhadap Hasil Belajar IPS Siswa Kelas V SD Gugus Kapten Kominang Sujana ". *E- Journal PGSD Universitas Pendidikan Ganesha*, no. 1, 2014.
- "Business Dictionary". Business Dictionary Definition of Vocabulary. <http://www.businessdictionary.com/definition/variable.html>, 12 Juni 2019.
- Donbul, "Cara Menghitung Persentase". Blog Donbul. [Http://rumushitung.com](http://rumushitung.com), 10 Desember 2012.
- Educational.com, "Play Sentence Scramble Game". [www.education.com/activity/article/sentence-scramble-third](http://www.education.com/activity/article/sentence-scramble-third), 12 July 2019.
- ESL, "Word Order Exercise". Blog ESL. <http://eslbluesapps.com/m/cym/cgobdauPres1m.html>, 21 September 2019.
- Fatmawati, Eva." Penerapan Pembelajaran Scramble Dalam Meningkatkan Prestasi Belajar PPKN Peserta Didik Kelas VI SD Sukorejo V Jombang". *Jurnal STKIP PGRI Jombang*, no. 1, 2012.
- Gay, etc. *Educational Research: Competencies for Analysis and Applications*. 8th Edition. New Jersey: Pearson Education Inc, 2006.

- LR. *Education Research: Competences for Analysis and Application*. 2nd. A Bell & Howel Company: London, 2006
- Ginariska, "Scramble Method", Blog Ginariska. [http://Scramble/Scramble Method \\_ ginaariska's Blog.html](http://Scramble/Scramble Method _ ginaariska's Blog.html), 21 July 2019.
- Glennon, Dom, *Cambridge Dictionary of American English* ver. 3 [CD ROM]. Cambridge University Press, 2008.
- Indrayana, "Teaching Guided Paragraph Writing trough Scrambled Sentences of the Eighth Grade Students of SMPN 4 Tegallang in Academic Year 2013/2014".. Thesis. Denpasar: Faculty of Teacher Training and Eduation.
- "Investopedia". Investopedia Simple Random Sample. <http://www.Investopedia.com/terms/s/simple-random-sample.asp>, 1 July 2019.
- Jabu, Baso. *English Language Testing*. 1st Edition; Makassar: Universitas Negeri Makassar, 2008.
- Kahfi , Khairul, et al. "Penerapan Model Pemelajaran Kooperatif Tipe Scramble Untuk Meningkatkan Aktivitas dan Hasil Belajar Siswa Pada Mata Pelajaran Biologi Kelas VIII B di SMP Negeri 2 Kediri Kabupaten Lombok Barat Tahun Ajaran 2013/2014". *Journal Fakultas Keguruan dan Ilmu Pendidikan Universitas Mataram*, no. 1, 2013.
- Kathleen,"The Children Sing Teaching Method Song Scramble". Blog Kathleen <http://id.pinterest.com/pin/133419207684209666/>, 7 Agustus 2019.
- Kurniawan, Dewi, "The Effect of Scramble Game Toward the Ability of Composing Sentences for Students with Intellectual Disability". *Journal of ICSAR*, no 1, 2007.
- Labwrite, "Independent Variable". Labwrite. Ncsu. Edu, 09 July 2019.
- Pongratz, Henry. *Effective Vocabulary*. 1st Edition; United States: Person Education Inc., 2007.
- Rouse, Margaret. "Independent Variable", Blog Margaret. <http://whatis.teachtarget.Com/definition/independent-variable>, 21 Juni 2019.

- Saputra dan Ratnasari “Implementasi Permainan Scramble Pada Pembelajaran IPA Dengan Model Kooperatif Tipe Probing-Prompting Di kelas V SD Negeri”. *Jurnal Ilmu Pendidikan*, no 1, 2015.
- Soimin, Aris. *68 Model Pembelajaran Inovative dalam Kurikulum 2013*. 2nd Edition; Yogyakarta: Ar-Ruzz Media, 2016.
- Sudjana, N. *Metode Statistika*. 1st Edition; Bandung: PT. Remaja Rosdakarya, 2008.
- . *Pengantar Statistika*. 2nd Edition; Bandung: Tarsito, 2008.
- Sugiyono, *Cara Mudah Menyusun Skripsi Tesis dan Disertasi*. 2nd Edition; Yogyakarta: Afabeta, 2014.
- . *Metode Penelitian Pendidikan*. 22nd; Bandung: Alfabeta, 2013.





# APPENDICES

UNIVERSITAS ISLAM NEGERI  
**ALAUDDIN**  
M A K A S S A R

## APPENDIX 1

### RENCANA PELAKSANAAN PEMBELAJARAN (RPP)

*experiment class*

**Sekolah** : SMPN 4 Tamalatea  
**Mata Pelajaran** : Bahasa Inggris  
**Kelas/semester** : VII/III / 1  
**Pertemuan ke** : 1  
**Tahun ajaran** ; 2018/2019

#### A. Tujuan Pembelajaran

Menjelaskan vocabulary dengan tema kehidupan sehari-hari.

#### B. Materi pembelajaran



o-o-d-g g-h-t-n-i



r-y-o-s-r-r

o-k



### C. Metode Pembelajaran

Scramble Method

### D. Langkah-Langkah Kegiatan pembelajaran NEGERI

N o .	<p><b>Langkah-Langkah Kegiatan Pembelajaran</b></p>
1 .	<p><b>Pendahuluan (10 menit )</b></p> <ul style="list-style-type: none"> <li>▪ Menyapa peserta didik (greeting) dan mempersiapkan kelas oleh chairman</li> <li>▪ Berdoa</li> <li>▪ Memperkenalkan diri kepada siswa</li> <li>▪ Mengecek kehadiran dan memotivasi peserta didik</li> <li>▪ Menjelaskan tujuan dan manfaat pembelajaran</li> <li>▪ Mendemonstrasikan sesuatu yang terkait dengan materi.</li> </ul>

2	<p><b>Kegiatan inti (60 menit)</b></p> <ul style="list-style-type: none"> <li>▪ Peserta didik mengamati gambar dan kata-kata yang telah diacak.</li> <li>▪ Peserta didik dibagi tiga kelompok untuk mengikuti lomba menyusun kata.</li> <li>▪ Peserta didik disuruh untuk menyusun huruf yang telah diacak menjadi kata yang bermakna.</li> <li>▪ Dalam menyusun huruf peserta didik dilatih untuk mencocokkan huruf-huruf dengan gambar.</li> <li>▪ Peserta didik yang cepat dan tepat menyusun kata adalah pemenang dalam lomba menyusun kata. Guru memberikan hadiah kepada pemenang .</li> <li>▪ Peserta didik berlatih mengucapkan kosa kata yang telah disusun lalu diucapkan.</li> </ul>
3	<p><b>Penutup (10 menit)</b></p> <ul style="list-style-type: none"> <li>▪ Guru memberikan pertanyaan untuk mengetahui apakah peserta didik sudah memahami topik tentang vocabulary.</li> <li>▪ Guru memberikan penugasan berupa tugas mandiri kepada peserta didik.</li> </ul>

Jeneponto, /2018

Guru Mata Pelajaran **UNIVERSITAS ISLAM NEGERI**  
Bahasa Inggris **ALA UDDIN** Guru Peneliti/Praktikum  
**M A K A S S A R**

Nurwahida S. Pd Fiqrah El Vebriani

## APPENDIX 1

### RENCANA PELAKSANAAN PEMBELAJARAN (RPP)

*experiment class*

**Sekolah** : SMPN 4 Tamalatea

**Mata Pelajaran** : Bahasa Inggris

**Kelas/semester** : VII/III / 1

**Pertemuan ke** : 2

**Tahun ajaran** ; 2018/2019P

#### A. Tujuan Pembelajaran

Menjelaskan vocabulary dengan tema kehidupan sehari-hari.

#### B. Materi Pembelajaran

E-H-L-L-O



U-Y-O E-E-S



R-F-O-O-U-Y



K-N-A-H-T-O-U-Y





### C. Metode pembelajaran

Scramble Method

### D. Langkah-langkah Pembelajaran.

No.	Langkah-Langkah Kegiatan Pembelajaran
1.	<p><b>Pendahuluan (10 menit)</b></p> <ul style="list-style-type: none"> <li>▪ Menyapa peserta didik (greeting) dan mempersiapkan kelas oleh chairman</li> <li>▪ Berdoa</li> <li>▪ Memperkenalkan diri kepada siswa</li> <li>▪ Mengecek kehadiran dan memotivasi peserta didik</li> <li>▪ Menjelaskan tujuan dan manfaat pembelajaran</li> <li>▪ Mendemonstrasikan sesuatu yang terkait dengan materi.</li> </ul>
2.	<p><b>Kegiatan inti (60 menit)</b></p> <ul style="list-style-type: none"> <li>▪ Peserta didik mengamati gambar dan kata-kata yang telah diacak.</li> <li>▪ Peserta didik dibagi tiga kelompok untuk mengikuti lomba menyusun kata.</li> <li>▪ Peserta didik disuruh untuk menyusun huruf yang telah diacak menjadi kata yang bermakna.</li> <li>▪ Dalam menyusun huruf peserta didik dilatih untuk mencocokkan huruf-huruf dengan gambar.</li> <li>▪ Peserta didik yang cepat dan tepat menyusun kata adalah pemenang dalam lomba menyusun kata. Guru memberikan hadiah kepada pemenang .</li> <li>▪ Peserta didik berlatih mengucapkan kosa kata yang telah disusun lalu diucapkan.</li> </ul>
3.	<p><b>Penutup (10 menit)</b></p> <ul style="list-style-type: none"> <li>▪ Guru memberikan pertanyaan untuk mengetahui apakah peserta didik sudah memahami topik.</li> <li>▪ Guru memberikan penugasan berupa tugas mandiri kepada peserta didik.</li> </ul>

Guru Mata Pelajaran  
Bahasa Inggris

Jeneponto, /2018

Guru Peneliti/Praktikum

Nurwahida S. Pd

Fiqrah El Vebriani



## APPENDIX 1

### RENCANA PELAKSANAAN PEMBELAJARAN (RPP)

*experiment class*

**Sekolah** : SMPN 4 Tamalatea

**Mata Pelajaran** : Bahasa Inggris

**Kelas/semester** : VII/III / 1

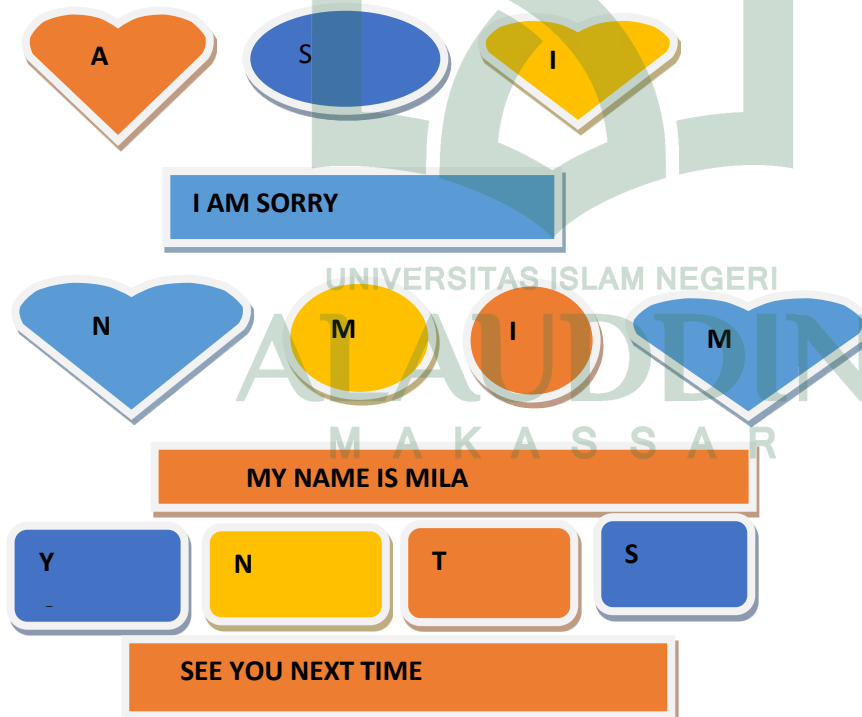
**Pertemuan ke** : 3

**Tahun ajaran** ; 2018/2019

#### A. Tujuan Pembelajaran

Menjelaskan vocabulary dengan tema kehidupan sehari-hari.

#### B. Materi Pembelajaran



#### C. Metode Pembelajaran

Scramble Method

#### D. Langkah-langkah Pembelajaran

NO.	Langkah-Langkah Kegiatan Pembelajaran
1.	<p><b>Pendahuluan (10 menit)</b></p> <ul style="list-style-type: none"> <li>▪ Menyapa peserta didik (greeting)</li> <li>▪ Mereview materi sebelumnya</li> <li>▪ Memeriksa kehadiran dan memotivasi peserta didik.</li> <li>▪ Menjelaskan tujuan dan manfaat pembelajaran</li> <li>▪ Mendemonstrasikan sesuatu yang terkait dengan materi pembelajaran.</li> </ul>
2.	<p><b>Kegiatan inti (60 menit)</b></p> <ul style="list-style-type: none"> <li>▪ Peserta didik mengamati gambar dan kata-kata yang telah diacak.</li> <li>▪ Peserta didik dibagi tiga kelompok untuk mengikuti lomba menyusun kata.</li> <li>▪ Peserta didik disuruh untuk menyusun huruf yang telah diacak menjadi kata yang bermakna.</li> <li>▪ Dalam menyusun huruf peserta didik dilatih untuk mencocokkan huruf-huruf dengan gambar.</li> <li>▪ Peserta didik yang cepat dan tepat menyusun kata adalah pemenang dalam lomba menyusun kata. Guru memberikan hadiah kepada pemenang .</li> <li>▪ Peserta didik berlatih mengucapkan kosa kata yang telah disusun lalu diucapkan.</li> </ul>
3.	<p><b>Penutup (10 menit)</b></p> <ul style="list-style-type: none"> <li>▪ Guru memberikan pertanyaan untuk mengetahui apakah peserta didik sudah memahami topik.</li> <li>▪ Guru mengumpulkan hasil kerja</li> <li>▪ Guru memberikan penugasan berupa tugas mandiri kepada peserta didik.</li> </ul>

Jeneponto, /2018

Guru Mata Pelajaran  
Bahasa Inggris

Guru Peneliti/Praktikum

Nurwahida S. Pd

Fiqrah El Vebriani

## APPENDIX 1

### RENCANA PELAKSANAAN PEMBELAJARAN (RPP)

*experiment class (post-test)*

**Sekolah** : SMPN 4 Tamalatea

**Mata Pelajaran** : Bahasa Inggris

**Kelas/semester** : VII/III / 1

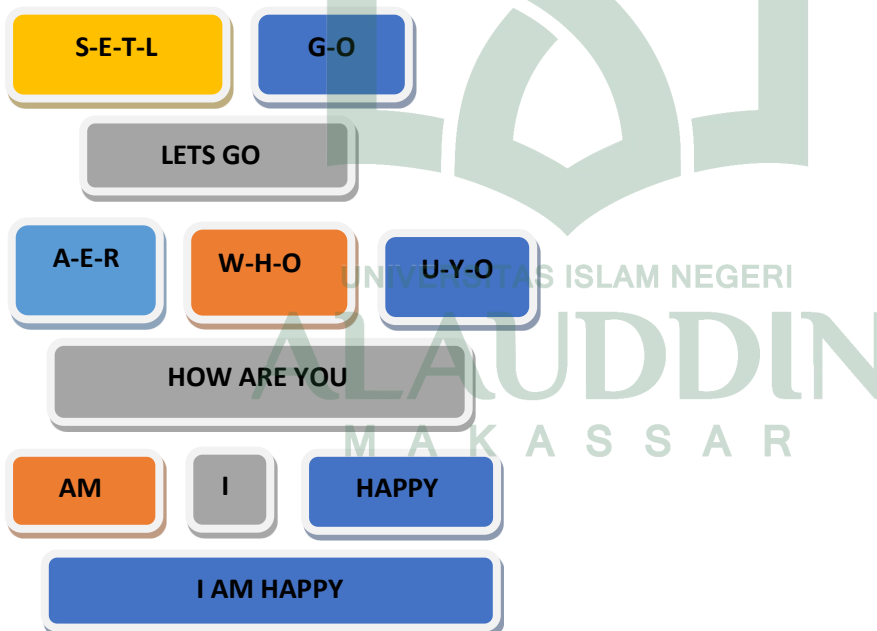
**Pertemuan ke** : 4

**Tahun ajaran** ; 2018/2019

#### A. Tujuan Pembelajaran

Menjelaskan vocabulary dengan tema kehidupan sehari-hari.

#### B. Materi Pembelajaran



#### C. Metode Pembelajaran

Scramble Method

### D. Langkah-langkah Pembelajaran

No	Langkah-Langkah Kegiatan Pembelajaran
1.	<p><b>Pendahuluan (10 menit )</b></p> <ul style="list-style-type: none"> <li>▪ Menyapa peserta didik (greeting)</li> <li>▪ Mereview materi sebelumnya</li> <li>▪ Memeriksa kehadiran dan memotivasi peserta didik.</li> <li>▪ Menjelaskan tujuan dan manfaat pembelajaran</li> <li>▪ Mendemonstrasikan sesuatu yang terkait dengan materi pembelajaran.</li> </ul>
2.	<p><b>Kegiatan inti (60 menit)</b></p> <ul style="list-style-type: none"> <li>▪ Peserta didik mengamati gambar dan kata-kata yang telah diacak.</li> <li>▪ Peserta didik dibagi tiga kelompok untuk mengikuti lomba menyusun kata.</li> <li>▪ Peserta didik disuruh untuk menyusun huruf yang telah diacak menjadi kata yang bermakna.</li> <li>▪ Dalam menyusun huruf peserta didik dilatih untuk mencocokkan huruf-huruf dengan gambar.</li> <li>▪ Peserta didik yang cepat dan tepat menyusun kata adalah pemenang dalam lomba menyusun kata. Guru memberikan hadiah kepada pemenang .</li> <li>▪ Peserta didik berlatih mengucapkan kosa kata yang telah disusun lalu diucapkan.</li> </ul>
3.	<p><b>Penutup (10 menit)</b></p> <ul style="list-style-type: none"> <li>▪ Setelah mengikuti kegiatan pembelajaran pada pertemuan ini, peserta didik ditanya bagaimana perasaannya.</li> <li>▪ Guru memberikan pertanyaan untuk mengetahui apakah peserta didik sudah memahami topik tentang ungkapan terima kasih.</li> <li>▪ Guru mengumpulkan hasil kerja.</li> <li>▪ Guru memberikan penugasan berupa tugas mandiri kepada peserta didik.</li> <li>▪ Guru memberi tindak lanjut tentang materi.</li> </ul>

Guru Mata Pelajaran  
Bahasa Inggris

Guru Peneliti/Praktikum

Nurwahida S. Pd

Fiqrah El Vebriani

## APPENDIX 2

**RENCANA PELAKSANAAN PEMBELAJARAN  
(RPP)***Control class***Sekolah** : SMPN 4 Tamalatea**Mata Pelajaran** : Bahasa Inggris**Kelas/semester** : VII/II / 1**Pertemuan ke** : 1**A. Tujuan Pembelajaran**

Menjelaskan vocabulary dengan tema kehidupan sehari-hari.

**B. Materi Pembelajaran****C. Metode Pembelajaran****Metode Clustering**

### D. Kegiatan Pembelajaran

No.	Langkah-Langkah Kegiatan Pembelajaran	Alokasi waktu
1.	<b>Pendahuluan</b> <ul style="list-style-type: none"> <li>▪ Menyapa peserta didik (greeting) dan mempersiapkan kelas oleh leader</li> <li>▪ Mereview materi sebelumnya</li> <li>▪ Mengecek kehadiran dan memotivasi peserta didik</li> <li>▪ Menjelaskan tujuan dan manfaat pembelajaran</li> <li>▪ Mendemonstrasikan sesuatu yang terkait dengan materi</li> </ul>	10 menit
2.	<b>Kegiatan inti</b> <ul style="list-style-type: none"> <li>▪ Peserta didik menyimak vocabulary tentang nama hari.</li> <li>▪ Peserta didik mendengarkan lalu menirukan pronouintiation.</li> <li>▪ Peserta didik bertanya jawab dengan teman tentang nama hari beserta artinya.</li> <li>▪ Peserta didik menghafal vocabulary tentang nama hari.</li> <li>▪ peserta dilatih menulis nama hari.</li> <li>▪ Peserta didik membuat pertanyaan kepada presenter tentang nama hari.</li> </ul>	(60 menit)
3	<b>Penutup</b> <ul style="list-style-type: none"> <li>▪ Guru memberikan pertanyaan untuk mengetahui apakah peserta didik sudah memahami topik tentang “introducing self</li> <li>▪ Guru mengumpulkan hasil kerja</li> <li>▪ Guru memberikan penugasan berupa tugas mandiri kepada peserta didik</li> </ul>	10 menit

Guru Mata Pelajaran  
Bahasa Inggris

Nurwahida S. Pd

Jeneponto, /2018

Guru Peneliti/Praktikum

Fiqrah El Vebriani



**APPENDIX 2**  
**RENCANA PELAKSANAAN**  
**PEMBELAJARAN (RPP)**

*Control class*

Sekolah : SMPN 4 Tamalatea

Mata Pelajaran : Bahasa Inggris

Kelas/semester : VII/II / 1

Pertemuan ke : 2

**A. Tujuan Pembelajaran**

Menjelaskan vocabulary dengan tema kehidupan sehari-hari.

**B. Materi Pembelajaran.**



**C. Metode Pembelajaran**

Metode Clustering

**D. Kegiatan Pembelajaran**

No.	Langkah-Langkah Kegiatan Pembelajaran	Alokasi waktu
1	<p><b>Pendahuluan</b></p> <ul style="list-style-type: none"> <li>▪ Menyapa peserta didik (greeting) dan mempersiapkan kelas oleh leader</li> <li>▪ Mereview materi sebelumnya</li> <li>▪ Mengecek kehadiran dan memotivasi peserta didik</li> <li>▪ Menjelaskan tujuan dan manfaat pembelajaran</li> <li>▪ Mendemonstrasikan sesuatu yang terkait dengan materi</li> </ul>	<b>10 menit</b>

2	<p><b>Kegiatan inti</b></p> <ul style="list-style-type: none"> <li>▪ Peserta didik menyimak vocabulary tentang nama hari.</li> <li>▪ Peserta didik mendengarkan lalu menirukan pronountiation.</li> <li>▪ Peserta didik bertanya jawab dengan teman tentang nama hari beserta artinya.</li> <li>▪ Peserta didik menghafal vocabulary tentang nama hari.</li> <li>▪ peserta dilatih menulis nama hari.</li> <li>▪ Peserta didik membuat pertanyaan kepada presenter tentang nama hari.</li> </ul>	<b>(60 menit)</b>
3	<p><b>Penutup</b></p> <ul style="list-style-type: none"> <li>▪ Guru memberikan pertanyaan untuk mengetahui apakah peserta didik sudah memahami topic.</li> <li>▪ Guru mengumpulkan hasil kerja</li> <li>▪ Guru memberikan penugasan berupa tugas mandiri kepada peserta didik.</li> <li>▪ Guru member tindak lanjut tentang pembelajaran berikutnya tentang persiapan pembelajaran berikut dan memberikan tugas di rumah yaitu membuat dan mengisi data kartu perpustakaan berdasarkan form.</li> </ul>	<b>10 menit</b>

UNIVERSITAS ISLAM NEGERI



**ALAUDDIN**

Jeneponto,

/2018

Guru Mata Pelajaran  
Bahasa Inggris

M A K A S S A R

Guru Peneliti/Praktikum

Nurwahida S. Pd

Fiqrah El Vebriani

## APPENDIX 2

### RENCANA PELAKSANAAN PEMBELAJARAN (RPP)


*Control class*

Sekolah : SMPN 4 Tamalatea  
 Mata Pelajaran : Bahasa Inggris  
 Kelas/semester : VII/II / 1  
 Pertemuan ke : 3

#### A. Tujuan Pembelajaran

Menjelaskan vocabulary dengan tema kehidupan sehari-hari.

#### B. Materi Pembelajaran



#### C. Metode Pembelajaran

Metode Clustering

### D.Langkah-langkah Pembelajaran

No.	Langkah-Langkah Kegiatan Pembelajaran	Alokasi waktu
1	<b>Pendahuluan</b> <ul style="list-style-type: none"> <li>▪ Menyapa peserta didik (greeting) dan mempersiapkan kelas oleh leader</li> <li>▪ Mereview materi sebelumnya</li> <li>▪ Mengecek kehadiran dan memotivasi peserta didik</li> <li>▪ Menjelaskan tujuan dan manfaat pembelajaran</li> <li>▪ Mendemonstrasikan sesuatu yang terkait dengan materi</li> </ul>	10 menit
2	<b>Kegiatan inti</b> <ul style="list-style-type: none"> <li>▪ Peserta didik menyimak vocabulary tentang nama hari.</li> <li>▪ Peserta didik mendengarkan lalu menirukan pronouintiation.</li> <li>▪ Peserta didik bertanya jawab dengan teman tentang nama hari beserta artinya.</li> <li>▪ Peserta didik menghafal vocabulary tentang nama hari.</li> <li>▪ peserta dilatih menulis nama hari.</li> <li>▪ Peserta didik membuat pertanyaan kepada presenter tentang nama hari</li> </ul>	(60 menit)
3	<b>Penutup</b> <ul style="list-style-type: none"> <li>▪ Guru memberikan pertanyaan untuk mengetahui apakah peserta didik sudah memahami topik tentang “keluarga</li> <li>▪ Guru mengumpulkan hasil kerja</li> <li>▪ Guru memberikan penugasan berupa tugas mandiri kepada peserta didik</li> <li>▪ Guru member tindak lanjut tentang pembelajaran berikutnya tentang persiapan pembelajaran berikut dan memberikan tugas di rumah .</li> </ul>	10 menit

M A K A S S A R

Jeneponto, /2018

Guru Mata Pelajaran  
Bahasa Inggris

Guru Peneliti/Praktikum

Nurwahida S. Pd

Fiqrah El Vebriani

## APPENDIX 2

### RENCANA PELAKSANAAN PEMBELAJARAN (RPP)


*Control class (post-test)*

Sekolah : SMPN 4 Tamalatea  
Mata Pelajaran : Bahasa Inggris  
Kelas/semester : VII/II / 1  
Pertemuan ke : 4

#### A. Tujuan Pembelajaran

Menjelaskan vocabulary dengan tema kehidupan sehari-hari.

#### B. Materi Pembelajaran.



#### C. Metode Pembelajaran

Metode Clustering

### D.Langkah-langkah Pembelajaran

No.	Langkah-Langkah Kegiatan Pembelajaran	Alokasi waktu
1	<p><b>Pendahuluan</b></p> <ul style="list-style-type: none"> <li>▪ Menyapa peserta didik (greeting) dan mempersiapkan kelas oleh leader</li> <li>▪ Mereview materi sebelumnya</li> <li>▪ Mengecek kehadiran dan memotivasi peserta didik</li> <li>▪ Menjelaskan tujuan dan manfaat pembelajaran</li> <li>▪ Mendemonstrasikan sesuatu yang terkait dengan materi</li> </ul>	10 menit
2	<p><b>Kegiatan inti</b></p> <ul style="list-style-type: none"> <li>▪ Peserta didik menyimak vocabulary tentang nama hari.</li> <li>▪ Peserta didik mendengarkan lalu menirukan pronounciation.</li> <li>▪ Peserta didik bertanya jawab dengan teman tentang nama hari beserta artinya.</li> <li>▪ Peserta didik menghafal vocabulary tentang nama hari.</li> <li>▪ peserta dilatih menulis nama hari.</li> </ul> <p>Peserta didik membuat pertanyaan kepada presenter tentang nama hari</p>	(60 menit)
3	<p><b>Penutup</b></p> <ul style="list-style-type: none"> <li>▪ Guru memberikan pertanyaan untuk mengetahui apakah peserta didik sudah memahami topik tentang “keluarga</li> <li>▪ Guru mengumpulkan hasil kerja</li> <li>▪ Guru memberikan penugasan berupa tugas mandiri kepada peserta didik</li> <li>▪ Guru memberi tindak lanjut tentang pembelajaran berikutnya.</li> </ul>	10 menit

Jeneponto, /2018

Guru Mata Pelajaran  
Bahasa Inggris

Guru Peneliti/Praktikum

Nurwahida S. Pd

Fiqrah El Vebriani

**APPENDIX 3**  
**INSTRUMENT OF RESEARCH**

A. Petunjuk Susunlah kata-kata yang diacak dibawah ini dan tulislah kata-kata tersebut pada potongan garis).

1. **yreharc** \_\_\_\_\_
2. **nnigedrag** \_\_\_\_\_

B. Temukan kata-kata tentang sains dibawah ini kemudian susunlah menjadi kata yang tepat. Tuliskan kata yang bermakna pada garis dibawah ini!

3. \_\_\_\_\_ **t a d a**
4. \_\_\_\_\_ **rylabotora**


C. Put the words in the correct order to make questions.

Tempatkan sesuai susunan kata-kata dalam pertanyaan yang tersedia

5. is / which / near / river / Cairo?
6. What/ is/ capital / of / the/ Italy/ city?

D. Perhatikan gambar pada setiap box. Susunlah huruf-huruf menjadi kata serta cocokan dengan gambar. Tuliskan kata pada garis yang tersedia.


8.



**cckhi**

\_\_\_\_\_

\_\_\_\_\_



**tha**

\_\_\_\_\_

\_\_\_\_\_

E. Susunlah kata-kata di bawah ini kedalam kalimat. Tulislah jawaban pada garis yang tersedia.

9.

**school**

**go**



**they**

**plates**

**to**

10.

\_\_\_\_\_

\_\_\_\_\_

\_\_\_\_\_

\_\_\_\_\_

\_\_\_\_\_

**washes**

UNIVERSITAS ISLAM NEGERI  
**ALAUDDIN**  
M A K A S S A R


**the**

**She**



F. Susunlah kalimat-kalimat menjadi sebuah paragraph. Tulislah jawaban pada garis di bawah ini!

11.



1. Then cook the pancake
2. I put some flour in the bowl
3. And I give it all stir
4. Now add an egg and the milk
5. This is how to make the pancake

---



---



---

12.



1. Start to read Qur'an
2. Seeking refuge from rejected satan and reading basmalah
3. Facing the qiblah
4. Purity of body and clothes and places

---




---



---

G. Susunlah huruf-huruf dibawah ini menjadi sebuah kata yang bermakna

13.



o d k r o w e o h m

Answer : \_\_\_\_\_

14.




o	d	o	l	n	i	e	n
---	---	---	---	---	---	---	---

Answer: \_\_\_\_\_

H. Find the unscramble words in the box and highlighted the words.

Temukan kata-kata acak pada box di bawah ini. Perhatikan gambar disampingnya lalu cocokkan dengan kata yang bermakna !

15 -20.



b	o	a	t	c	a
m	o	o	n	l	r
d	s	g	b	o	i
s	m	a	h	u	a
t	r	a	r	d	h
c	d	e	e	r	c

UNIVERSITAS ISLAM NEGERI

ALAUDDIN

M A K A S S A R

**APPENDIX 4**  
**The Row Score of the Students' Pre-test and Post-test**  
**in Experimental Class**

STUDENTS CODE	PRE TEST		POST TEST	
	X1	X2	X1	X2
E1	30	900	15	225
E2	65	4225	35	1225
E3	70	4900	70	4900
E4	55	3025	25	625
E5	30	900	45	2025
E6	40	1600	40	1600
E7	70	4900	50	2500
E8	20	400	70	4900
E9	30	900	60	3600
E10	25	625	75	5625
E11	15	225	60	3600
E12	40	1600	30	900
E13	60	3600	75	5625
E14	30	900	15	225
E15	45	2025	40	1600
E16	30	900	70	4900
E17	60	3600	5	25
E18	5	25	35	1225
E19	15	225	35	1225
JUMLAH	735	35475	1428	465508

**APPENDIX 5**  
**The Row Score of the Students' Pretest and Posttest**  
**in Controlled Class**

STUDENTS CODE	PRE TEST		POST TEST	
	X1	X2	X1	X2
C1	10	100	50	2500
C2	40	1600	50	2500
C3	10	100	0	0
C4	0	0	60	3600
C5	0	0	55	3025
C6	55	3025	35	1225
C7	50	2500	0	0
C8	5	25	30	900
C9	5	25	60	3600
C10	20	400	60	3600
C11	20	400	30	900
C12	0	0	40	1600
C13	25	625	0	0
C14	35	1225	0	0
C15	20	400	0	0
JUMLAH	295	10425	470	23450

M A K A S S A R

## APPENDIX 6

### The Mean Score of Experimental Class and Controlled Class

#### A. Experimental Class

##### 1. Pretest

$$\bar{X}_1 = \frac{\Sigma X}{N}$$

$$\bar{X}_1 = \frac{735}{19}$$

$$\bar{X}_1 = 38.68$$

##### 2. Posttest

$$\bar{X}_1 = \frac{\Sigma X}{N}$$

$$\bar{X}_1 = \frac{1428}{19}$$

$$\bar{X}_1 = 75.15$$

#### B. Controlled Class

##### 1. Pretest

$$\bar{X}_2 = \frac{\Sigma X}{N}$$

$$\bar{X}_2 = \frac{295}{15}$$

$$\bar{X}_2 = 19.66$$

##### 2. Posttest

$$\bar{X}_2 = \frac{\Sigma X}{N}$$

$$\bar{X}_2 = \frac{470}{15}$$

$$\bar{X}_2 = 31.33$$



## APPENDIX 7

## Standard Deviation of Experimental Class and Controlled C lass

## A. Experimental Class

## 1. Pretest

$$SD = \sqrt{\frac{SS_1}{n-1}}$$

$$\text{Where: } SS_1 = \sum X_1^2 - \frac{(\sum X_1)^2}{n}$$

$$SS_1 = 35475 - \frac{(735)^2}{19}$$

$$SS_1 = 35475 - \frac{540225}{19}$$

$$SS_1 = 35475 - 28432.8$$

$$SS_1 = 7042.2$$

$$SD = \sqrt{\frac{SS_1}{n-1}}$$

$$SD = \sqrt{\frac{7042.2}{19-1}}$$

$$SD = \sqrt{\frac{7042.2}{18}}$$

$$SD = \sqrt{391.2}$$

$$SD = 19.7$$

## 2. Posttest

$$SD = \sqrt{\frac{SS_1}{n-1}}$$

$$\text{Where: } SS_1 = \sum X_1^2 - \frac{(\sum X_1)^2}{n}$$

$$SS_1 = 465508 - \frac{(1428)^2}{19}$$

$$SS_1 = 465508 - \frac{2039184}{19}$$

$$SS_1 = 465508 - 107325.4$$

$$SS_1 = 358182.6$$

$$SD = \sqrt{\frac{SS_1}{n-1}}$$

$$SD = \sqrt{\frac{358182.6}{19-1}}$$

$$SD = \sqrt{\frac{358182.6}{18}}$$

$$SD = \sqrt{19899.0}$$

$$SD = 141.06$$

## B. Controlled Class

### 1. Pretest

$$SD = \sqrt{\frac{SS_2}{n-1}}$$

$$\text{Where: } SS_2 = \sum X_1^2 - \frac{(\sum X_1)^2}{n}$$

$$SS_2 = 10425 - \frac{(295)^2}{15}$$

$$SS_2 = 10425 - \frac{87025}{15}$$

$$SS_2 = 10425 - 5801$$

$$SS_2 = 4624$$

$$SD = \sqrt{\frac{SS_2}{n-1}}$$

$$SD = \sqrt{\frac{4624}{15-1}}$$

$$SD = \sqrt{\frac{4624}{14}}$$

$$SD = \sqrt{308.2}$$

$$SD = 17.55$$

### 2. Posttest

$$SD = \sqrt{\frac{SS_2}{n-1}}$$

$$\text{Where: } SS_2 = \sum X_1^2 - \frac{(\sum X_1)^2}{n}$$

$$SS_2 = 23450 - \frac{(470)^2}{15}$$

$$SS_2 = 23450 - \frac{220900}{15}$$

$$SS_2 = 23450 - 14726.6$$

$$SS_2 = 8723.4$$

$$SD = \sqrt{\frac{SS_2}{n-1}}$$

$$SD = \sqrt{\frac{8723.4}{15-1}}$$

$$SD = \sqrt{\frac{8723.4}{14}}$$

$$SD = \sqrt{623.1}$$

$$SD = 24.96$$

## APPENDIX 8

### The Significance Different

$$\bar{X}_1 = 75.15 \quad SS_1 = 358182.6$$

$$\bar{X}_2 = 31.33 \quad SS_2 = 8723.4$$

#### 1. t-Test

$$t = \frac{\bar{X}_1 - \bar{X}_2}{\sqrt{\left(\frac{SS_1 + SS_2}{n_1 + n_2 - 2}\right) \left(\frac{1}{n_1} + \frac{1}{n_2}\right)}}$$

$$t = \frac{75.15 - 31.33}{\sqrt{\left(\frac{358182.6 + 8723.4}{19 + 15 - 2}\right) \left(\frac{1}{19} + \frac{1}{15}\right)}}$$

$$t = \frac{43.82}{\sqrt{\left(\frac{366906}{32}\right) \left(\frac{2}{285}\right)}}$$

$$t = \frac{43.82}{\sqrt{(11465.8)(0.007)}}$$

$$t = \frac{43.82}{\sqrt{80.26}}$$

$$t = \frac{43.82}{8.95}$$

$$t_{\text{Hitung}} = 4.89$$

#### 2. t-Table

For level of significance (D) = 0.05

Degree of freedom (df) = (N<sub>1</sub> + N<sub>2</sub>) - 2 = (19 + 15) - 2 = 32

t - Table = 2.042



**APPENDIX 9**  
**Distribution of t –Table**

Df	Level of Significance for two-tailed test					
	0,5	0,2	0,1	0,05	0,02	0,01
	Level of Significance for one-tailed test					
	0,25	0,1	0	0,025	0,01	0,005
1	1.000	3.078	6.314	12.706	31,821	63.657
2	0.816	1.886	2.920	4.303	6.965	9.926
3	0.765	1.638	2.353	3.183	4.541	5.841
4	0.741	1.533	2.132	2.776	3.747	4.604
5	0.727	1.476	2.015	2.571	3.365	4.032
6	0.718	1.440	1.943	2.447	2.143	3.707
7	0.711	1.451	1.895	2.365	2.998	3.499
8	0.706	1.397	1.860	2.306	2.896	3.355
9	0.703	1.383	1.833	2.262	2.821	3.250
10	0.700	1.372	1.812	2.226	2.764	3.169
11	0.697	1.363	1.769	2.201	2.718	3.106
12	0.695	1.356	1.782	2.179	2.681	3.055
13	0.694	1.350	1.771	2.160	2.650	3.120
14	0.692	1.345	1.761	2.143	2.624	2.977
15	0.691	1.341	1.753	2.331	2.604	2.947
16	0.690	1.337	1.746	2.120	2.583	2.921
17	0.689	1.333	1.740	2.110	2.567	2.898
18	0.688	1.330	1.734	2.101	2.552	2.878
19	0.688	1.328	1.729	2.093	2.539	2.861
20	0.687	1.325	1.725	2.086	2.528	2.845
21	0.686	1.323	1.721	2.080	2.518	2.831
22	0.686	1.321	1.717	2.074	2.505	2.819
23	0.685	1.319	1.714	2.690	2.500	2.807
24	0.685	1.318	1.711	2.640	2.492	2.797
25	0.684	1.316	1.708	2.060	2.485	2.787
26	0.684	1.315	1.706	2.056	2.479	2.779
27	0.684	1.314	1.703	2.052	2.473	2.771
28	0.683	1.313	1.701	2.048	2.467	2.763
29	0.683	1.311	1.699	2.045	2.462	2.756
<b>30</b>	0.683	1.310	1.697	<b>2.042</b>	2.457	2.750
40	0.681	1.303	1.684	2.021	2.423	2.704
60	0.679	1.296	1.671	2.000	2.390	2.660
120	0.677	1.289	1.658	2.890	2.358	2.617
	0.674	1.282	1.645	1.960	2.326	2.576


**APPENDIX 10**  
**DOCUMENTATION**





UNIVERSITAS ISLAM NEGERI  
**ALAUDDIN**  
M A K A S S A R

## CURRICULUM VITAE



The writer, Fiqrah El Vebriani, was born on 21 Agustus 1994 in Ujungpandang. She has one brother and one sister. She is the first child of Rifdun and Rohani.

In 2001, she started her education in SDN No 2 Rupe

Kec. Langgudu Kab. Bima and graduated in 2006. The next, in the same year the writer continued his study in SMPN 1 Langgudu Kab. Bima and graduated in 2009. And then she continued her study in SMAN 3 Kota Bima and graduated in 2012. In the 2013 she was accepted as a student in English department, Tarbiyah and Teaching Science Faculty, State Islamic University of Alauddin Makassar.

UNIVERSITAS ISLAM NEGERI  
**ALAUDDIN**  
M A K A S S A R