


**THE INFLUENCE OF COMMUNICATIVE LANGUAGE TEACHING AND
CONTEXTUAL TEACHING AND LEARNING ON STUDENTS'
WRITING SKILL AT THE FIRST GRADE OF
MA MADANI ALAUDDIN PAO PAO**



A Thesis

**Submitted in Partial Fulfillment of the Requirements for the Degree of Sarjana
Pendidikan in English Education Department of Tarbiyah and
Teaching Science Faculty of UIN Alauddin Makassar**

**UNIVERSITAS ISLAM NEGERI
By:
ALAUDDIN
Ajeng Hariani
M A K A S S A R
Reg. Number: 20400115004**

**ENGLISH EDUCATION DEPARTMENT
TARBIYAH AND TEACHING SCIENCE FACULTY
ISLAMIC STATE UNIVERSITY OF ALAUDDIN MAKASSAR**

2020

PERNYATAAN KEASLIAN SKRIPSI

Mahasiswa yang bertandatangan di bawah ini:

Nama : Ajeng Hariani
NIM : 20400115004
Tempat, Tanggal Lahir : Jonjoro, 22 Mei 1997
Jur/Prodi/Konsentrasi : Pendidikan Bahasa Inggris
Alamat : Jl. Mustafa Dg. Bunga, Samata-Gowa
Judul : *“The Influence of Communicative Language Teaching
and Contextual Teaching and Learning on Students’
Writing Skill in Descriptive Text at the First Grade of MA
Madani Alauddin Pao Pao”*

Menyatakan bahwa skripsi ini benar adalah hasil karya penulis sendiri. jika dikemudian hari terbukti bahwa ia merupakan duplikat, tiruan atau dibuat oleh orang lain sebagian atau seluruhnya, maka skripsi dan gelar yang diperoleh karenanya batal demi hukum.

Gowa, 30 Januari 2020

Penyusun,

UNIVERSITAS ISLAM NEGERI
ALAUDDIN
M A K A S S A R



Ajeng Hariani
NIM : 20400115004

PERSETUJUAN PEMBIMBING


Pembimbing penulisan skripsi saudara **Ajeng Hariani** NIM : **20400115004**, mahasiswa jurusan Pendidikan Bahasa Inggris pada fakultas tarbiyah dan keguruan UIN Alauddin Makassar, setelah dengan seksama meneliti dan mengoreksi skripsi yang bersangkutan dengan judul *"The Influence of Communicative Language Teaching and Contextual Teaching and Learning on Students' Writing Skill in Descriptive Text at the First Grade of MA Madani Alauddin Pao Pao"*, memandang bahwa skripsi tersebut telah memenuhi syarat-syarat ilmiah dan dapat disetujui untuk diajukan ke sidang munaqasyah.


Demikian persetujuan ini diberikan untuk dipergunakan dan di proses selanjutnya.

Gowa, 04 Februari 2020

Pembimbing I

Pembimbing II


Prof. Dr. Muhammad Yaumi, M. Hum., M.A.
NIP. 19661231 200003 1 002


Dr. Hj. Mardiana, M. Hum.
NIP. 19690815 199903 2 001

UNIVERSITAS ISLAM NEGERI
ALAUDDIN
M A K A S S A R

PENGESAHAN SKRIPSI

Skripsi berjudul "*The Influence of Communicative Language Teaching and Contextual Teaching and Learning on Students' Writing Skill at the First Grade of MA Madani Alauddin Pao Pao*", yang disusun oleh **Ajeng Hariani**, NIM 20400115004, mahasiswa Jurusan Pendidikan Bahasa Inggris Fakultas Tarbiyah dan Keguruan UIN Alauddin Makassar, telah diuji dan dipertahankan dalam sidang munaqasyah yang diselenggarakan pada hari Selasa, tanggal 11 Februari 2020 M. bertepatan dengan tanggal 17 Jumadil-Akhirah 1441 H, dinyatakan telah dapat diterima sebagai salah satu syarat untuk memperoleh gelar Sarjana dalam Ilmu Pendidikan, Jurusan Pendidikan Bahasa Inggris dengan beberapa perbaikan

Gowa, 11 Februari 2020 M.

17 Jumadil-Akhirah 1441 H.

DEWAN PENGUJI:

Nomor SK Munaqasyah: 576 TAHUN 2020

Ketua Sidang : Dr. M. Rusdi T., M. Ag
Sekertaris Sidang : Dra. Hj. St. Azisah M. Ed. St., Ph. D.
Penguji I : Dr. Hj. Djuwairiah Ahmad, M. Pd., M. TESOL
Penguji II : Dr. Siti Nurpalmi, S. Pd., M. Pd.
Pembimbing I : Prof. Dr. Muhamad Yauzi, M. Hum., M. Ag
Pembimbing II : Dr. Hj. Martiana, M. Hum.

(.....)
(.....)
(.....)
(.....)
(.....)
(.....)

UNIVERSITAS ISLAM NEGERI

Diketahui oleh:

Dekan Fakultas Tarbiyah dan Keguruan

UIN Alauddin Makassar, &

M A K A S S A R

Dr. H. A. Marjuni, S.Ag., M.Pd.I.

NIP. 19781011 200501 1 006P

ACKNOWLEDGEMENTS

بِسْمِ اللَّهِ الرَّحْمَنِ الرَّحِيمِ

Alhamdulillah Rabbil Alamin, the researcher would like to express her deepest gratitude to the almighty Allah SWT, the only provider, the most merciful who gives His guidance, inspiration, and good health for all time to conduct the writing of this thesis. Also, shalawat and salam are always delivered to our/the great Prophet Muhammad SAW who has brought us from the darkness to the lightness.

The success of the writer in writing this thesis is supported and encouraged by many people who gave valuable assistance and guidance. The researcher realizes that this thesis would have not been finished without their support. Therefore, the researcher would like to express her special gratitude to:

1. The researcher's beloved parents, **Muh Ansar** and **St. Umah** who always motivate, educate, support, and pray for the researcher's success.
2. **Prof. Dr. H. Hamdan Juhannis, M.R, Ph.D.**, as a Rector of Alauddin State Islamic University of Makassar.
3. **Dr. H. Marjuni, M.Pd.I.** as the Dean of Tarbiyah and Teaching Science Faculty of Alauddin State Islamic University of Makassar.
4. **Dr. St. Nur Azisah, M. Ed. St., Ph. D.**, the Head of English Education Department and **Dr. Sitti Nurpahmi, M. Pd.**, the Secretary of English Education Department of Tarbiyah and Teaching Science Faculty of UIN Alauddin Makassar as well as all of the staff.

5. **Prof. Dr. Muhammad Yaumi, M. Hum., M. A.**, as the first consultant and **Dr. Hj. Mardiana, M.Hum.**, as the second consultant. Thanks for giving her valuable time and patience, advice, support her during the assistance and guided her in completing the thesis.
6. All her family especially for Titti, Camo', Nenna, tante Raho, Wawi' and the other who cannot be mentioned one by one over all thank you for support her study at University.
7. All her friends in the English Education Department (2015) especially in groups 1 and 2 (PBI 1.2). It cannot be mentioned one by one overall thank you for the friendship, togetherness and supporting her. Who always accompanies the researcher, gives motivation and helps in correcting the researcher's writing style and grammatical error since the preliminary stage of the manuscript until the completion of the thesis writing.
8. Deeply thanks for her special friends Mutmainnah Warista, S. Sos., A. Meliyana Annisa Cahyani Amran, S. Hut., Hajar, S. Farm., Nur Amaliyah Aslin, S. Kim., Indah Lestari Syardianti, S. S., Jusma Susanti, S. Hut., Nukman Azis, S. Or., Ismail and big thanks for Ummi and Om Udin who always support her study in the last semester.
9. Infinite thanks to her beloved friends in university Dewi Setyowty R, S. Pd., Nurul Magfirah, S. Pd., Nursaidah Nasrul, Ariana Amir, S. Pd., Al Amini Indah Sari, S. Pd., Subhan Rahmat, S.Pd., who always beside her, support, help, and understand about her.

10. Deeply thanks for her KKN's friends Aini, Rani, Novi, Dian, Saldi, Fathul, Kordes, and Irma who always give her support.


The researcher realizes that the writing of this thesis is far from perfect. Remaining errors are the writer's own; therefore, constructive criticism and suggestions will be highly appreciated. May all our/the efforts are blessed by Allah SWT. Amin



TABLE OF CONTENTS

PAGE TITLE	i
PERNYATAAN KEASLIAN SKRIPSI	ii
PERSETUJUAN PEMBIMBING	iii
PENGESAHAN SKRIPSI	iv
ACKNOWLEDGEMENTS	ii
TABLE OF CONTENTS	viii
LIST OF TABLES	x
LIST OF CHARTS	xi
LIST OF APPENDICES	xii
ABSTRACT	xiii
CHAPTER I INTRODUCTION	1
A. Background	1
B. Research Problems	4
C. Research Objectives	4
D. Research Hypothesis	5
E. Operational Definition of Variables	6
F. The Significance of the Study	7
CHAPTER II REVIEW OF RELATED LITERATURE	9
A. Communicative Language Teaching	9
B. Contextual Teaching and Learning.....	11
C. Descriptive Text	13
D. The Difference of CLT and CTL.....	17
E. Review of Related Research Findings	18
F. Theoretical Framework	20
CHAPTER III RESEARCH METHOD	24
A. Research Type and Location	24
B. Research Approach	26
C. Population and Sample	27
D. Research Instrument.....	28

E. Data Collecting Procedure.....	29
F. Data Analysis Technique.....	30
CHAPTER IV FINDINGS AND DISCUSSION	36
A. Findings	36
B. Discussions	45
CHAPTER V CONCLUSION AND SUGGESTION	52
A. Conclusions	52
B. Suggestions	53
BIBLIOGRAPHY	55
APPENDICES.....	61
CURRICULUM VITAE.....	106




LIST OF TABLES

Table 3.1 Research Design	24
Tabel 3.2 Classifying the Scored Answer By Using the Scoring Rubric for Writing the Test.....	29
Tabel 3.3 Writing Classification Rubric.....	30
Table 4.1 The Distribution of Frequency and Percentage Score of Experimental Class in Pre-test and Post-test By Using CLT	35
Table 4.2 The Distribution of Frequency and Percentage Score of Experimental Class in Pre-test and Post-test By Using CTL.....	37
Table 4.3 The Distribution of Frequency and Percentage Score of Post-test By Using CLT and CTL	38
Table 4.4 The Comparison Statistical Methods	40
Table 4.5 The Significance Score of Experimental by Using CLT.....	41
Table 4.6 The Significance Score of Experimental by Using CLT.....	42
Table 4.7 The Significance Score of Experimental by Using CLT.....	43

ALA UDDIN
M A K A S S A R

LIST OF CHARTS

Chart 4.1 The Distribution of Frequency and Percentage Score of Experimental Class in Pre-test and Post-test By Using CLT.....	36
Chart 4.2 The Distribution of Frequency and Percentage Score of Experimental Class in Pre-test and Post-test By Using CTL.....	37
Chart 4.3 The Distribution of Frequency and Percentage Score of Post-test By Using CLT and CTL.....	38
Chart 4.4 The Mean Score and Standard Deviation of CLT and CTL Methods in Post-test	40



LIST OF APPENDICES

APPENDIX A The row score of the students' pre-test and post-test in experimental class.....	58
APPENDIX B The row score of the students' pre-test and post-test in controlled class ..	59
APPENDIX C The mean score of experimental class and controlled class ...	60
APPENDIX D Standard Deviation of experimental class and controlled class ...	61
APPENDIX E Effectiveness test	63
APPENDIX F The Significant Difference.....	66
APPENDIX G Distribution of t-Table.....	69
APPENDIX H Pre-test.....	70
APPENDIX I Post-test.....	71
APPENDIX J Lesson Plan for Controlled Class	73
APPENDIX K Lesson Plan for Experimental Class.....	
APPENDIX L Worksheet of the Student in Experimental and Controlled Classes.....	79
APPENDIX M Documentations	95



ABSTRACT

Name : Ajeng Hariani
Reg. No. : 20400115004
Department : English Education
Faculty : Tarbiyah and Teaching Science
Title : *The Influence of Communicative Language Teaching and Contextual Teaching and Learning on Students' Writing skill in Descriptive Text at The First Grade of MA Madani Alauddin Pao Pao*
Consultant I : Prof. Dr. Muhammad Yaumi, M. Hum., M. A.
Consultant II : Dr. Hj. Mardiana, M. Hum.

This research aims to uncover whether the Communicative Language Teaching and Contextual Teaching and Learning has any influence on students' writing skill in descriptive text at the first grade of MA Madani Alauddin Pao Pao. Communicative language teaching and contextual teaching and learning the next one will be short CLT and CTL.

The research employed a quasi-experimental case the research design. The data were obtained from writing test. The population of this research was 99 students of the first grade of MA Madani Alauddin Paopao. The sample of study consisted of 66 students that divided into two groups; 33 students in experimental group, and 33 students in controlled group. Both groups took pre-test and post-test as data collection, however the experimental group was treated by using CLT, and the control group was treated by using CTL.

Furthermore, the statistical analysis (Mean, Standard Deviation, and t-test) used to measure the students' writing skill. The result show that there was a significant difference at ($\alpha=0.05$) between the achievement of the experimental group and the control group on post-test. The difference implied that the implementation of CLT and CTL had any influence to improve the students' writing skill in descriptive text. The Mean score and Standard Deviation for the experimental group on the post-test was (M=67.1, SD=9.9) while that of the control group was (M=58.7, SD=9.8).

Based on the finding and discussion of the research, the researcher proposed some recommendation that CLT and CTL is recommended to be applied on students' writing skill. CLT made the students creative in writing descriptive text. CTL made the students has a critical thinking in writing descriptive text. The researcher also concluded that there was any different influence of CLT and CTL on students' writing skill in descriptive text.

CHAPTER I

INTRODUCTION

A. Background

Writing is one of the four language skills besides speaking, listening, and reading skills which are emphasized in second language learning. Writing can require students to represent and develop their idea in a written form. Many students feel confused about how to begin writing or get stuck on constructing a certain genre of the text. Writing is not only a mean to express idea, feeling and thought but also is useful to develop critical thinking skills.¹ On the other hand, Sanjaya explained that writing is a process of formulating and organizing ideas in the right words to deliver the aim and present than on a piece of paper.²

According to School-Based Curriculum, the main purpose of teaching-learning English in High School is that the students have to be able to develop writing and speaking as communicative competence. Based on the competencies standard and basic competencies recommended by the government, there were some types of writing which had to be taught in high school, those are; procedure, descriptive, recount, and narrative texts. The definition of descriptive according to Markamah,

¹ Tarigan, Fatin N & Rahmad Husein, *The Effect of Communicative Language Teaching on the Students' Achievement in Writing Hortatory*, P. 1.

² Sanjaya, Dedi & Sumarsih, *TPS as an effective Technique to Enhance the Students' Achievement on Writing Descriptive Text*, (English Language Teaching; Vol. 6, No. 12: 2013), P. 108.

stated that descriptive is a strategy for presenting a verbal portrait of a person, a place or a thing.³

Descriptive text is a text to explain something or object based on the observations and experiences of the writer. The researcher has conducted preliminary research in MA Madani Alauddin Pao Pao at the first grade and the researcher assessed to make a descriptive text. Before the researcher assessed the students, the researcher gave a brief explanation about descriptive text and also wrote an example of descriptive text on the whiteboard. As a result, the researcher found that some of the students did not develop their writing. Hence, the researcher concluded that in writing descriptive text, students face some problems. First, the students have to be able to create their idea to make a descriptive text. The next, the students did not know how to write a paragraph and they cannot link sentences into coherent ideas in the target language. The last, students do not know how to express their idea into a good paragraph in writing. Furthermore, Susanti stated that even though the students know or have the idea of they are going to write but they do not know how to put their ideas into paragraph of descriptive text.⁴

The researcher also conducted an interview with the English teacher of MA Madani Alauddin Pao Pao about what kind of approach or method that he used in

³ Markamah, Putuan R., and Sudirman, *Developing Students' Descriptive Text writing Ability Through Realia*, (Institution: university of Lampung), P. 1.

⁴ Susanti, I., *Developing Students' Descriptive Text Writing Ability Through Picture at The 2nd Year of SMAN 9 Bandar Lampung*, (University: Published, 2006), p. 2.

teaching descriptive text. The teacher used CTL to teach students descriptive text. Also, the teacher used writing activities and materials by using the textbook. The teacher said that it is effective to use in teaching writing descriptive text, but the students still face a little problem in writing, which is still difficult to develop their writing especially in writing descriptive text.⁵ CTL is an approach that helps students to connect what they want to the real-life situation to be able to construct and apply new knowledge to their lives.⁶ CTL occurs if the students apply and experience regarding to problems the real world that deals with their roles and responsibilities as family members, citizens, students, and workforce. Learning contextual is learning occur in close relationship with true experience.

Ahmad stated that since the mid of the nineteenth century up to now, there have many methods that are still recognized, such as Grammar, Translation Method, Direct Method, Audio Lingual Method, Cognitive approach, Communicative approach.⁷ The researcher focused on Communicative Language Teaching. CLT based on the idea that learning a language successfully comes through having to communicate real meaning. When students are involved in real communication, their natural strategies for language acquisition will be used, and this will allow them to

⁵ Tamrin, Husni, on June 17th, 2019 at MA Madani Alauddin Pao Pao.

⁶ Berns Robert G., Patricia, M., Erickson, *Contextual Teaching and Learning: Preparing Students for New Economy*, *Eric.*,no. 5, 2001, p. 3)

⁷ Ahmad, Djuwairiah, *Reappraising the Use of Communicative Approach in the English Teaching Classroom*, (Pusaka Almaila, Makassar: 2019), p. 15.

learn by using language. CLT used real-life situations that necessitate communication. The teacher sets up a situation that the students are likely to encounter in real life. The researcher used the CLT in teaching descriptive text in this research because the CLT is a method to make students more active and creative in writing. Referring to the explanation and being aware of the fact above, the researcher wants to examine the influence of students' writing skill in the descriptive text by using CLT and CTL.

B. Research Problems

Considering the importance of the research problem, the researcher identifies the statement of the problem about the influence of the Communicative Language Teaching and Contextual Teaching and Learning on students' writing skill in the descriptive text as follows:

1. Is there any influence of CTL on students' writing skill in descriptive text at the first grade of MA Madani Alauddin Pao Pao?
2. Is there any influence of CTL on students' writing skill in descriptive text at the first grade of MA Madani Alauddin Pao Pao?
3. Is there any different influence between CLT and CTL on students' writing skill in descriptive text at the first grade of MA Madani Alauddin Pao Pao?

C. Research Objectives

As in the previous problems above, therefore the researcher took the main objective of this research is to examine the CLT and CTL has an influence on

students' writing skill in descriptive text. Based on the formulation of the problem, the objective of this research as follows:

1. To uncover whether the CLT has any influence on students' writing skill in descriptive text at the first grade of MA Madani Alauddin Pao Pao.
2. To uncover whether the CTL has any influence on students' writing skill in descriptive text at the first grade of MA Madani Alauddin Pao Pao.
3. To compare the CLT and CTL has any different influence on students' writing skill in descriptive text than at the first grade of MA Madani Alauddin Pao Pao.

D. Research Hypothesis

The hypothesis of the research is formulated as follows:

1. H_0 : There is no any influence of CLT on students' writing skill in descriptive text at the first grade of MA Madani Alauddin Pao Pao.
 H_1 : There is any influence of CLT on students' writing skill in descriptive text at the first grade of MA Madani Alauddin Pao Pao.
2. H_0 : There is no any influence of CTL on students' writing skill in descriptive text at the first grade of MA Madani Alauddin Pao Pao.
 H_1 : There is any influence of CTL on students' writing skill in descriptive text at the first grade of MA Madani Alauddin Pao Pao.

3. H_0 : There is no any different influence of CLT than CTL on students' writing skill in descriptive text at the first grade of MA Madani Alauddin Pao Pao.

H_1 : There is any different influence of CLT than CTL on students' writing skill in descriptive text at the first grade of MA Madani Alauddin Pao Pao.

E. Operational Definition of Variables

In this research there are three points about the key terms that the writer used, they are writing, descriptive text and communicative approach.

1. *Communicative Language Teaching* is the idea that learning a language successfully comes through having to communicate real meaning. When students' are involved in real communication, their natural strategies for language acquisition will be used, and this will allow them to learn to use the language.
2. *Contextual Teaching and Learning* is the method in teaching and learning that relates subject matter content to real-word situation and motivate students to make a connection between knowledge and its application to their life. CTL helps the students to construct new knowledge since students can connect their experience with the teaching-learning process. Hence, it called active learning designed.

3. *Descriptive Text* is a composition that consists of the sentence that develops the main idea that makes the readers see or paint a variable picture. It also conveys the physical or abstract image of a person, event, ideas, and object.

F. The Significance of the Study

The output of this research would be highly expected to carry out some significances as follows:

1. The Teachers

The outcome of this research is expected to be able to contribute to the teacher in terms of theory and practice. In terms of theory, the teacher can make the research as a reference in improving students' writing skill, and in terms of theory, the teacher can practice it in teaching descriptive text by using the communicative approach.

2. The Students

This research is expected to help students improve their writing skills, especially in the descriptive text by using the CLT. Because by communicating and exchanging ideas with other students, it is hoped that they can help students in thinking of their ideas in good writing.

3. For other Researchers

For further researchers who are interested in teaching descriptive text at the Senior High School level can get basic information from this research to do further research in the same thing with the writer but in another aspect.

G. The Scope and Limitation of the Research

The scope of the research involves teaching descriptive writing, where the researcher uses CLT and CTL in teaching at the first grade of MA Madani Alauddin Pao Pao. The researcher focused on content, organization, and Grammar/Language used as a classifying the scored answer by using the scoring rubric for writing the test. In experimental class the researcher treat the students by using CLT, and controlled class used CTL as the method that he teacher used in teaching writing descriptive text. The researcher limited the material in descriptive text that focuses on describe a person by using pictures of Heroes in Indonesia, those are Ir. Soekarno, R.A. Kartini, and Sultan Hasanuddin.

This research took 66 students from both class as samples and had 33 students in experimental class and 33 students in controlled class. However, in this research, the researcher took less than the existing sample because there were some students who were not present at the time of the research, citing illness and absent. Finally, the researcher took 24 students as samples for experimental class and 26 students as samples of controlled class.

CHAPTER II

REVIEW OF RELATED LITERATURE

A. Communicative Language Teaching

1. The Conceptual Definitions of CLT

Communicative Language Teaching has differently defined by many experts. Meanwhile, several attempts are made to define the meaning of CLT. In the process of searching the meaning of CLT, the researcher has found several definitions about it from different resources.

- a. CLT aims broadly to apply the theoretical perspective of the communicative approach by making communicative competence the goal of language teaching and by acknowledging the interdependence of language and communication, as stated by Daniel Larsen and Freeman.⁸
- b. In addition, Davis in Ilyas describes the CLT as a way of teaching English as a foreign language (EFL) students learn through using the language and have many opportunities to interact with each other and with the teacher.⁹
- c. Richards in Ferdous, stated that CLT is an approach to teach the foreign or second language which emphasizes to acquire communicative competence.¹⁰

⁸ Larsen, Daniel., and Freeman. *Techniques and Principles in Language Teaching (Second Edition)*. (Oxford University Press: Oxford, 2000). P. 121.

⁹ Ilyas. *The Effectiveness of communicative Approach on Speaking Achievement*. (Eternal Journal, Vol. 03, N. 01, 2017). Pg. 3.

d. Richards and Rodgers stated that CLT aims to develop the learner's four skills (listening, speaking, reading and writing) that allow their independence of language and communication.¹¹

Based on the explanation above by the experts, the researcher concluded that the CLT is as an approach stands on the essence of language as a means of communication, hence that language teaching is directed to use of language as a tool of communication. Besides, the students are encouraged to develop communicative competence, which is the ability to use language knowledge in a social context as well as the sociolinguistic part of a language well enough to be able to interact.

2. The Procedure of CLT

The communicative language teaching at the level of procedure is concerned with how these tasks and activities are integrated into lessons and used as the basis of teaching and learning. There are three dimensions to method at the level of procedure¹², those are: (1) the use of teaching activities (drills, dialogues, information gap activities) to present new language and clarify and demonstrate formal, communicative, or other aspects of the target language; (2) how the particular

¹⁰ Ferdous, Sukriti Sohini. *Effectiveness of Communicative Language Teaching Approach at HSC Level* (English Department: East West University 2011). P. 11.

¹¹ Richards, Jack C., and Theodore S. Rodgers. *Approaches and Method in Language Teaching*. (Cambridge University Press: united Kingdom, 1999). Pg.

¹² Ahmad, Djuwairiah, *Reappraising the Use of Communicative Approach in the English Teaching Classroom*, (Pusaka Almaila, Makassar: 2019), p. 15.

teaching activities are used for practicing language; and (3) the procedure and technique used in giving feedback to learners concerning the form or content of their utterances or sentence.

B. Contextual Teaching and Learning

1. The Conceptual Definitions of CTL

Contextual Teaching and Learning has differently defined by many experts. Meanwhile, several attempts are made to define the meaning of CTL. In the process of searching the meaning of CTL, the researcher has found several definitions about it from different resources. Surdin explained that CTL is a learning system that matches the performance of the brain, to construct patterns that embody meaning, by linking the academic content with the context of the everyday life of the learners.¹³ Furthermore, Satriani stated that the contextual approach is a learning philosophy emphasizes students' interests and experiences.¹⁴ Based on the operational definition above, the researcher concludes that contextual learning made students expected their experience into a writing. CTL is a concept of learning which is helps the teacher link between material which is taught with real-world situations of the students. CTL is considered to be used in teaching English, especially in writing.

¹³ Surdin, *The Effect of Contextual Teaching and Learning (CTL) Models on learning outcomes of Social Sciences of the material of forms the face of the earth on Class VII of Junior High School*, (International Journal of Education and Research Vol. 6 No. 3 March 2018). P. 58.

¹⁴ Satriani, Intan., Emi Emilia & M.H. Gunawan, *Contextual Teaching and Learning Approach to Teaching Writing*, (Indonesian Journal of Applied Linguistics, Vol. 2 No. 1. 2012). P.11.

2. The Advantages and Disadvantages of CTL

Contextual teaching and Learning has advantages¹⁵ such as; (a) learning becomes meaningful and real, meaning that students are required to be able to capture the relationship between the learning experience in school and real-life; (b) learning is more productive and able to cultivate the strengthening of the concept to the students because the contextual teaching and learning model embrace the flow of constructivism, which assume the students can find build their knowledge; (c) Students seek for some information and knowledge by themselves. For example, the students show their ability in thinking and interpreting the events;.

The disadvantages of contextual teaching and learning¹⁶ are; (a) Self-discovery will not occur if the whole students in one group consist of weak students. Furthermore, each student has different perception about the meaning of the pictures; (b) it force the teacher to make special preparation before teaching in the class because it is looking for specific pictures which suitable with the students' level, curriculum, needs, and social relation, hence the teacher needs appropriate kind of media; (c) It spends much time during the teaching-learning process and can be quite a time consuming to find the right pictures for a specific type of activity for a beginner teacher who lacks collection.

¹⁵ Surdin, *The Effect of Contextual Teaching and Learning (CTL) Models on learning outcomes of Social Sciences of the material of forms the face of the earth on Class VII of Junior High School*, (International Journal of Education and Research Vol. 6 No. 3 March 2018). P. 58.

¹⁶ Ibid; p. 59.

C. Descriptive Text

1. The Conceptual Definition of Descriptive Text

The description is writing about characteristic features of a particular thing. The description is about sensory experience, how something looks, sounds, and tastes.¹⁷ Mostly it is about a virtual experience from visual experience by the writer. There are some definitions of descriptive text by the expert, those are:

- a. Zahara stated that descriptive or description is describe a particular person, place or thing. Its purpose is to tell about the subject by describing its features without personal opinions.¹⁸
- b. Oshima & Hogue stated that descriptive writing appeals to the senses, so it tells how something looks, feels, smells, tastes, and/or sounds.¹⁹
- c. Clouse. B.F. stated that description adds an important dimension to our lives because it moves our emotions and expands our experience.²⁰
- d. Similar to Diane A Wilbur in Nawawi, stated that descriptive writing is to create a clear picture or impression of person, place or object.²¹

¹⁷ Rini, C. Puspita, *The Effectiveness Of Contextual Teaching And Learning To Improve The Students' Writing Skill In Descriptive Text In The Second Year Of Smp Muhammadiyah 1 Malang In Academic Year 2015/2016*, (university of Muhammadiyah malang, 2016). P. 6.

¹⁸ Zahara, Sofiana. *The Effectiveness of Teaching Descriptive Text Using Picture Media on Student Ability (An Experimental Study in the Tenth Grade of SMK Tunas Grafika Informatika Jakarta)*. (Syarif Hidayatullah State Islamic University: Jakarta, 2014). P. 25.

¹⁹ Oshima, A., & Hogue, A., *Introduction to Academic Writing* (Longman, 1996). P. 50.

²⁰ Clouse, Barbara F., *The Student Writer: Seventh Edition*, (Library of Congress Cataloging-in-Publication Data, 2006). P. 124.

- e. Alawi stated that descriptive text is a part of factual genres. Its social function is to describe a particular person, place or thing.²² Descriptive text is a text which describes person, place, mood, and situation.

Base on the explanation above about the definition of descriptive text, the writer can conclude that the descriptive text is a text to describe people, things, animals, or another object based on the experience of the author. There are some features in a descriptive text that we must give serious attention, they are the feature in construction a description. When we write the descriptive text, there is an important thing that must writers have, it is how we have conveyed the description of our writing.

The general structure of a descriptive text as follows: (a) identification: an introduction to the descriptive subject; (b) description of futures: describe the characteristic features of the subject. The language future of descriptive text by Octavia are using attributive and identifying process, using adjective and classifiers in a nominal group, and using the simple present tense.²³

²¹ Nawawi, Muhammad Bagus. 2011. *Improving Students' Writing Skill of Descriptive Text Through Guided Questions (A Classroom Research at VIII-8 Class of SMAP PGRI 1 Ciputat-Kota Tangerang Selatan)*. Syarif Hidayatullah State Islamic University: Jakarta, 2011). P. 23.

²² Alawi, Fikri Fauzi. *Improving Students' Ability in Writing Descriptive Text Using Clustering Technique (An Action Research at eight grade Students of MTs. Darul Ma'arif Cipete-Jakarta)*. (Syarif Hidayatullah State Islamic University: Jakarta, 2011). P. 19.

²³ Octavia, Dita., *Contextual Teaching and Learning Approach to Teaching Writing (A Case Study Towards Third Grade Students of SMP Indonesia Raya Bandung)*, (Thesis: Pasundan University, 2017), P. 8.

2. The Purpose of Descriptive Text

According to Hartono in Zahara, stated that descriptive writing has a social function is to describe a particular person, place, or thing, for instance, description of a particular building, a specific animal, a particular place, and specific person.²⁴ The function is almost the same with the concept of descriptive itself, whereas the purpose of the description as stated by Lila Fink is to present the reader with a picture of a person, subject, or setting.

As social beings, we want to share our experience, so we write to others to describe things such as vacations, childhood homes, and people we encounter. We even use description to persuade others to think or act in particular ways: advertisers describe products to persuade us to buy them; travel agents describe locales to entice us to visit them; and real estate agents describe properties to stimulate a desire to see them. Description enables us to entertain, express feelings, relate the experience, inform, and persuade. Although it can serve a variety of purposes, the description is most often expressive, so it most often helps writers share their perceptions. As human beings, we have a compelling desire to connect with other people by sharing our experiences with them.

²⁴ Zahara, Sofiana. *The Effectiveness of Teaching Descriptive Text Using Picture Media on Student Ability (An Experimental Study in the Tenth Grade of SMK Tunas Grafika Informatika Jakarta)*. (Syarif Hidayatullah State Islamic University: Jakarta, 2004) P. 28.

3. Kinds of Descriptive Text

Descriptive text is to describe something like things or objects based on the experiences of a writer. Sometimes, when people want to describe something such as animals, they often describe each of the animals in terms of kinds of animals. Therefore based on the statement, it can be seen that descriptive has three kinds, as follows:

a. Description of Place

When we start to write anything in a description, it should be clear. As stated by Sandra McKay in Zahara, stated that the best way to describe a place is to show someone the actual place or to take a picture of it we just give the characteristics of the place.²⁵

b. Description of People

When you are writing a description of a person, you gather informative details about that person and then ask yourself what these details add up to. In describing a person, there are many ways, such as his/her face, age, hair, skin, part of the body of the people, clothes, etc. In describing a person, however, you are not obliged to give every single detail about a personal appearance.

²⁵ Zahara, Sofiana. *The Effectiveness of Teaching Descriptive Text Using Picture Media on Student Ability (An Experimental Study in the Tenth Grade of SMK Tunas Grafika Informatika Jakarta)*. (Syarif Hidayatullah State Islamic University: Jakarta, 2014). Pg. 26.

c. Description of Things

To describe a thing the writer must have a good imagination about that thing that will be described. Descriptive text about things is a reaction to explain or describe something like things, accidents, etc.

D. The Difference of CLT and CTL

The contrast major distinctive features of the Communicative Language Teaching and Contextual Teaching and Learning, according to the interpretation:

CLT	CTL
1) Meaning is paramount.	1) Using of autentic assessment. ²⁶
2) Language learning is learning to communicate.	2) Collaborating is derived from the word “collaborate”.
3) Effective communication is sought	3) self-regulated learning.
4) Language is a system for the expression of meaning	4) Nurturing the individual.
5) The primary function of language is for interaction and communication.	5) Critical and creative thinking.
6) The structure of language reflects its functional and communicative uses.	6) Making meaningful connection.
7) The primary units of language are not merely its grammatical and structural features, but categories of	7) Doing significant work. The students can learn the materials have gained in the school and also

²⁶ Satriani, Intan., Emi Emilia, Muahammad. H.G., *Contextual Teaching and Learning Approach to Teaching Writing*, (Indonesia Journal of Applied Linguistic, Vol. 2 No. 1, July 2012), p. 20.

functional and communicative in the various contexts that still meaning as exemplified in exist in real world. discourse.²⁷

8) Reaching high standard²⁸

E. Review of Related Research Findings

In this research, there are some reviews of related research findings from the previous research, those are; The First is Halimatus Sa'diyah, in her research: "*Improving Students' Ability in Writing Descriptive Texts Through a Picture Series-Aided Learning Strategy*".²⁹ She found that teaching descriptive texts through a picture series-aided learning strategy can improve students' ability in writing which is focused on writing descriptive texts of SMA Negeri 1 Kembangbahu Lamongan, Indonesia.

The second is from Misba (2017), in his research: "*The Use of Jeopardy Method in the Teaching of Writing Descriptive Text to the Eighth Grade Students of Madrasah Tsanawiyah Darul Istiqamah Makassar*".³⁰ He found that the jeopardy method is effective in teaching the descriptive text. Because Jeopardy Method is a

²⁷ Richards, J.C., and Theodore. *Approaches and Method in Language Teaching*, (Cambridge University Press: The United Kingdom, 1999). P. 67-71.

²⁸ Johnson, E.B., *Contextual Teaching and Learning: What it is and why it is here to stay*. (London: Routledge Falmer).

²⁹ Sa'diyah, Halimatus, *Improving Students' Ability in Writing Descriptive Texts Through a Picture Series-Aided Learning Strategy*, (The English Teacher, Vol. XL), P. 1.

³⁰ Misba, *The Use of Jeopardy Method in the Teaching of Writing Descriptive Text to the Eighth Grade Students of Madrasah Tsanawiyah Darul Istiqamah Makassar*, (Alauddin State Islamic University: Makassar, 2017), P. 1.

strategy what is very helpful in teaching especially in English, Jeopardy Method can make the students more open their minds to explain any object that will be described moreover the students also enjoy the learning process and the students were not bored as long as learning English.

The third review from Muhammad Bagus Nawawi (2011), in his research: “*Improving Students’ Writing Skill of Descriptive Text through Guided Questions (A Classroom Research at VIII-8 Class of SMAP PGRI 1 Ciputat-Kota Tangerang Selatan)*”.³¹ He found that the guiding question is effective to improve students’ writing descriptive text. It refers to the following information are, first related to the achievement data, there are some progressions of students' scores from pretest to the posttest of the third circle. Second, the observation result shows that the students' participation is more interested in learning descriptive paragraph through a guiding question in the classroom. The third, base on the question result it can be concluded that the students' perception and impression about the process of learning writing skill of descriptive text through guided questions are more enthusiastic. Hence, the guided question method makes students easier in making descriptive paragraphs, and makes them easier in exploring their idea. The method also can improve students’ achievement significantly in writing skills of a descriptive paragraph.

³¹ Nawawi, Muhammad Bagus, *Improving Students’ Writing Skill of Descriptive Text Through Guided Questions (A Classroom Research at VIII-8 Class of SMAP PGRI 1 Ciputat-Kota Tangerang Selatan)*, (Syarif Hidayatullah State Islamic University: Jakarta, 2011), P. 1.

Based on the explanation above, the researcher concluded that many various methods, approaches, strategies, and techniques that have been used by the previous research in teaching the descriptive text. Many rules in writing descriptive text that have to be mastered. Hence, in teaching-learning process, the teacher should choose a suitable approach, method or media to make students easier to understand the rules and then the teachers still used conventional learning in teaching descriptive writing called contextual teaching and learning.

F. Theoretical Framework

Writing is a skill requires students to develop their ideas in written form. Many students feel confused about how to begin writing a paragraph and sometimes they did not have an inspiration or idea in writing. According to Finnochiaro in Markamah, stated that in teaching writing the teacher should guide the students on how to express their ideas in written form. To be successful in writing the material has to be relevant to the students' interest, need, capacities, and ages until they can make a composition with a view or often no errors.³² Bello in Utami also explained that writing enhances language acquisition as learners experiment with words, sentences, and other elements of writing to communicate their idea effectively and to

³² Markamah, Putuan Raja, and Sudirman. *Developing Students' Descriptive Text writing Ability Through Realia* (Institution: university of Lampung). Pg. 3.

reinforce the grammar and vocabulary they are learning in the class.³³ It means that writing is not only communication where the students can share their views and thoughts, but it is also required to master other language skills. The conclusion of learning to write or communicate a particular idea takes a lot of time, effort, and concentration.

Based on the competencies standard and basic competencies recommended by the government, there were some types of writing which had to be taught in high school, those are; procedure, descriptive, recount, and narrative texts. According to Rise B. Axelrod stated that descriptive is a way to draw or sketch the image of the participant in a row of the sentence.³⁴ On another hand, John also said a descriptive text is an expressive word that used to visualize a person, place or thing. The descriptive text used some adjectives and adverbs to describe what or how something appears. Hence, the element of descriptive text has used the definition and description for the picture of a person, the place that's talked about. In writing descriptive text the writer should know what they want to describe.

Sometimes, the students confused to arrange their ideas when they write something, especially in descriptive writing. For instance: the students difficult in

³³ Utami, Tossi A. A. *Improving the Ability in Writing Descriptive Texts Through Brainstorming Technique for Grade Viii Students at Smp N 1 Piyungan*, (Yogyakarta State University: Yogyakarta, 2014). P. 1.

³⁴ Rise b. Axelrod, Charles R. Cooper, *The ST. Martin's Guide to Writing*, (New York: Bedford, 2010), 9th edition, P. 628.

exploring their ideas and make it into good sentences or paragraphs. The cause is the students still lack vocabulary. Well, the students feel confused to begin writing because they had difficulty thinking and choosing the right words. The students also difficult in considering the grammar pattern because when the students write a sentence or paragraph, some students usually used inappropriate tenses in writing descriptive text. In this case, it will make the students' text unstructured.

To overcome the problems that had explained above, the teacher needs to use CLT besides CTL in using the students' imagination and idea. The reason why the researcher used CLT because writing is a way of sharing pieces of information, thoughts, observations, or ideas with ourselves and others. In short, Rini stated that writing is a communication act.³⁵ By using CLT in teaching writing descriptive text, the students had easy to learn it. When the students had communicated with their friends, it can increase the understanding of the student about the material. Celce & Murcia stated that speaking and writing collectively described as an active skill.³⁶ Moreover, CLT can be used as a way to make the material more easier and the student could have some ideas to build their writing. CLT assumes that students can acquire written or oral language when they are highly motivate. The foremost,

³⁵ Rini, C. Puspita, *The Effectiveness Of Contextual Teaching And Learning To Improve The Students' Writing Skill In Descriptive Text In The Second Year Of Smp Muhammadiyah 1 Malang In Academic Year 2015/2016*, (university of Muhammadiyah malang, 2016). P.2.

³⁶ Celce, Marianne & Murcia, *Teaching English as a Second or Foreign english Language Third Edition*, (Tomson Learning), P,14.

communication can stimulate the students to enhance their ideas and imagination so that it helps them in writing descriptive text.

Based on the theoretical framework above, the researcher shows the conceptual framework as follows:

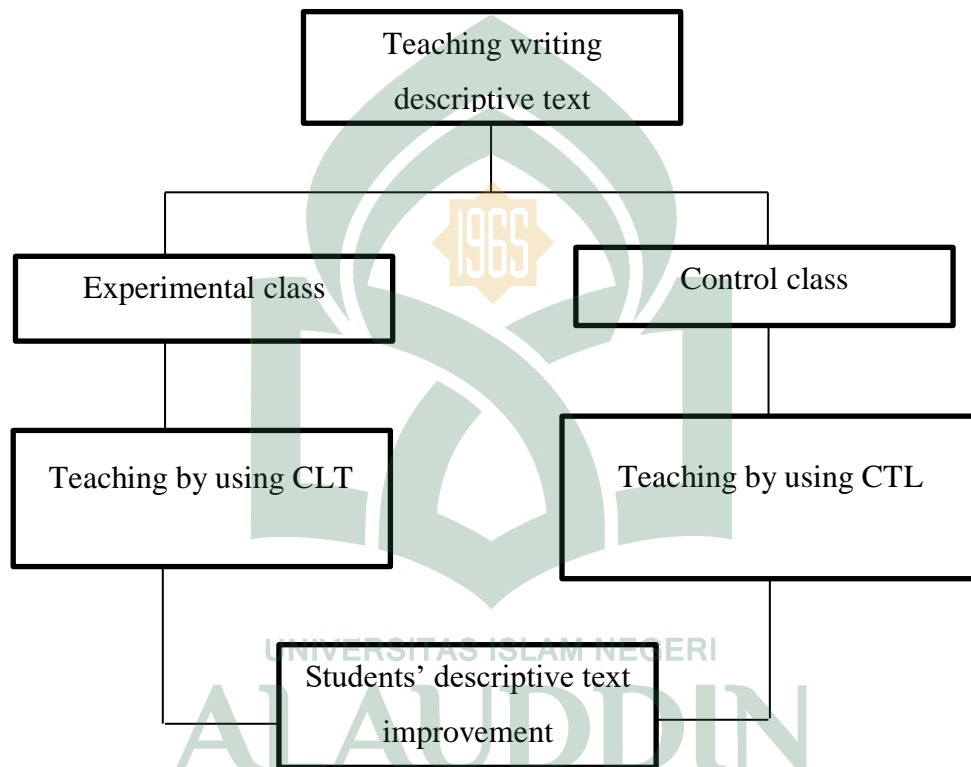


Figure 1.1: *Conceptual Framework*

CHAPTER III

RESEARCH METHOD

A. Research Type and Location

1. Research Type

Quantitative research is a systematic scientific study of parts and phenomena and their relationship. Williams explained that quantitative research is the process of collecting, analyzing, interpreting and writing the result of a study.³⁷ Quantitative research creates meaning through objectivity uncovered in the collected data. It can be used in response to relational questions of variables within the research. Quantitative research is specific in its surveying and experimenting, as it builds upon existing theories. The purpose of the quantitative research is to develop and use mathematical models, theories and hypotheses relating to natural phenomena.

This research is experimental research. Creswell stated that, in experimental research, you test an idea (or practice or procedure) to determine whether it influences an outcome or dependent variables.³⁸ The design of this research is quasi-experiment. This design was exactly like pre-test and post-test control group design

³⁷ Williams, C., *Research Methods*, (Journal of Business & Economic Research: 2007), vol.5, No. 3, p. 66

³⁸ Creswell, W.J., *Research Design: Qualitative, Quantitative and Mixed Method Approaches*, (Los Angeles: SAGE Publications, 2009) 3rd Ed, p. 299.

except that there was no random assignment into a group.³⁹ There are two variables in this research. The first is independent variable symbolized “X1 and X2” and the students’ writing skill in descriptive text is dependent variable symbolized by “Y”. The group of the subject who receipt a treatment, the experimental group were compared to the control group. Therefore, the researcher had two groups of people as the sample, one was in the control group and another one was in the experimental group. The design of quasi-experiment as follows:⁴⁰

Table 3.1. *Research Design*

Group	Pre-test	Treatment	Post-test
Experimental group	O1	X1	O2
Controlled group	O1	X2	O2

Where : O1: Pre-test to experimental and controlled classes
 O2: Post-test to experimental and controlled classes
 X1: Receiving treatment, that is using CLT
 X2: Receiving treatment, that is using CTL

2. Research Location

This research conducted at MA Madani Alauddin Pao Pao is located in Gowa Regency. This research subject was the first grade of MA Madani Alauddin Pao Pao.

³⁹ Sugiyono, *Metode Penelitian Pendidikan (Pendekatan Kuantitatif, Kualitatif, dan R&D)*, (ALVABETA, cv: Bandung, 2017), Cet: 26, P.79.

⁴⁰ Sugiyono, *Metode Penelitian Pendidikan (Pendekatan Kuantitatif, Kualitatif, dan R&D)*, (ALFABETA,cv: Bandung, 2017). P. 116.

Whereas, the object was the influence of using CLT and CTL on students' writing skill in descriptive text. This research was held in June 2018 to January 2020.

B. Research Approach

Research approach is a plan of action that gives direction to conduct research systematically and efficiently.⁴¹ Hence, research approach is a planned procedure that consists of the steps of broad assumptions to detailed method of data collection, analysis, and interpretation. There are three research approaches are advanced: (a) qualitative, (b) quantitative, and (c) mixed method.

1. *Qualitative research* is an approach for exploring and understanding the meaning individuals or groups describe to the social or human problem.⁴² It places great emphasis on the methods used to collect or generate data. The process of research involves emerging questions and procedures, data typically collected in the participant's setting, data analysis inductively building from particulars to the general theme, making interpretations of the meaning of the data. The qualitative method allows the researcher to explore and better understand the complexity of phenomena.

⁴¹ Creswell, J. W., *Research Design: Qualitative, Quantitative and Mixed Method Approaches*, (Los Angeles: SAGE Publications, 2009) 3rd Ed, p. 266.

⁴² Williams, C., *Research Method*, (Journal of Business & Economic Research, 2007), Vol.5, No.3, p. 67.

2. *Quantitative research* is an approach for testing objective theories by examining the relationship among variables.⁴³ Quantitative research often translates into the use of statistical analysis to make the connection between what is known and what can be learned by research. Hence, analyzing data with quantitative strategies requires an understanding of the relationships among variables by either descriptive or inferential statistics.
3. *Mixed method* is an approach to inquiry involving collecting both quantitative data and qualitative data, integrating the two forms of data, and using distinct designs that may involve philosophical assumptions and theoretical framework.⁴⁴ The core assumption of this form of inquiry is that the combination of qualitative and quantitative approaches provides a more complete understanding of a research problem than either approach alone.

C. Population and Sample

1. Population

The population is a large collection of subjects used in research or the main focus of research. Sugiyono stated that the population is a generalization region consisting of objects/subjects that have certain qualities and characteristics applied by

⁴³ Williams, C., *Research Method*, (Journal of Business & Economic Research, 2007), Vol.5, No.3, p. 66.

⁴⁴ Creswell, J. W., *Research Design: Qualitative, Quantitative and Mixed Method Approaches*, (Los Angeles: SAGE Publications, 2009) 3rd Ed, p. 32

the researchers and then drawn conclusions.⁴⁵ The population of this research is 99 students in the first grade of MA Madani Alauddin Pao Pao.

2. Sample

The sample is part of the number and characteristics possessed by the population, while the sampling technique is a technique used by the researchers for sampling.⁴⁶ The research applied purposive sampling. Purposive sampling is a sample of determining techniques with the specific consideration in which two classes are taken as the sample. Gay explain that purposive sampling is also referred to as *judgment sampling*, is the process of selecting a sample that is *believed* to be representative of a given population.⁴⁷ In this research, the researcher takes 66 students both classes. The writer takes 33 students from class X Mia1 as a controlled class and 33 students from class X Mia3 as an experimental class.

D. Research Instrument

The instrument for collecting data is important in research because by using instrument we could get clear data from the subject. In this research, the writer consists of pre-test and post-test. The instrument used to students' skill writing

⁴⁵ Sugiyono, *Metode Penelitian Pendidikan (Pendekatan Kuantitatif, Kualitatif, dan R&D)*, (Cet: 26. ALFABETA,cv: Bandung, 2017). P. 117.

⁴⁶ Sugiyono, *Metode Penelitian Pendidikan (Pendekatan Kuantitatif, Kualitatif, dan R&D)*, (Cet: 26. ALFABETA,cv: Bandung, 2017). P. 118.

⁴⁷ Gay, Lorraine R. & Geoffrey E. Mills., *Educational Research: Competencies for Analysis and Application, Eleventh Edition*, (Person Education Limited: England, 2016). P. 167.

descriptive text in both experimental class and controlled class. The function of the pre-test is to know how far the ability in writing descriptive text of the students before got treatments and the function of the post-test is to know the improvement of students' skill in writing descriptive text after using the CLT and CTL. The instrument contains three pictures that have to be chosen and describe written by the students by using descriptive text.

E. Data Collecting Procedure

The test for collecting data is an important thing in this research that can be determined the result of the research, as follows:

1. Pre-test

Before giving treatment, the researcher applied a pre-test to the students to know the students' fluency in writing ability. The pre-test is conducted in 20 the two classes that had been chosen. The pre-test was used as writing test.

2. Treatment

After conducting a pre-test, the students in the experiment class taught by using the communicative language teaching in teaching writing descriptive text. in the treatment there were two both treatments were experimental class and controlled class. The researcher gave a picture to discuss by the students as a treatment. The treatment was given to the experimental group. In this research, treatment carried out at least four times. In this step, the researcher gave different treatment to both of

groups. In each meeting, the researcher began the class by explaining the materials to the experimental class by using CLT and in the control class by using CTL.

3. Post-test

The post-test used after given the students treatment. In this step, the researcher gave both groups with the same test. The researcher used three pictures those are Heroes of Indonesia “Ir. Soekarno, Sultan Hasanuddin, R. A. kartini”. In this post-test, the researcher found the improvement of the students after giving treatment. The result of pre-test and post-test are collected and compared.

F. Data Analysis Technique

The data will be obtain through the pre-test and post-test. The writer used the procedures as follows:

1. Scoring and classifying students' descriptive text score by writing score rubric. Rubric is an assessment guide that describes the criteria of the students' writing. the researcher wants to assess or assigns to the student's work result. Classifying the scored answer by using the scoring rubric for writing the test by Jacobs,⁴⁸ as follows:

Tabel 3.2. *Classifying the Scored Answer By Using the Scoring Rubric for Writing the Test*

Item Analysis	Score	Criterion of scoring
Content	37-40	Excellent: knowledgeable, substantive, etc.

⁴⁸ Jacobs, *Testing ESL Composition: A Practical Approach*, (Rowley, Ma:Newbury House: 1981), P. 56.

	32-36 27-31 23-26	Good: some knowledge of subject, adequate range. Fair: limited knowledge of subject, little substance Poor: does not show knowledge of subject
Organization	23-25 19-22 15-18 12-14	Excellent: fluent expression, ideas clearly stated/supported Good: somewhat choppy, loosely organized but main ideas stand out Fair: non-fluent, ideas confused or disconnected Poor: does not communicate, no organization
Grammar/ language use	23-25 19-22 15-18 12-14	Excellent: effective complex constructions, few errors of agreement, tense, etc Good: effective but simple constructions in grammar Fair: major problem is simple/complex construction in grammar Poor: virtually no mastery of sentence construction rules.
Total score	90	

2. Classifying the students score into levels using the following criteria by

Gay⁴⁹

Tabel 3.3. Writing Classification Rubric

Scale	Classification
80-90	Excellent
69-79	Good
58-68	Fair
47-57	Poor

⁴⁹ Gay, Lorraine R. & Geoffrey E. Mills., *Educational Research: Competencies for Analysis and Application, Eleventh Edition*, (Person Education Limited: England, 2016), P. 330.

3. Finding out the means score of the students' answer:⁵⁰

$$M_x = \frac{\sum x}{N}$$

Where:

M_x : mean score

$\sum x$: Sum of all score

N : Total number of subject

4. Finding out the standard deviation by applying this formula:⁵¹

$$SD = \sqrt{\frac{SS}{N-1}}, \text{ where } SS = \sum X^2 - \frac{(\sum X)^2}{N}$$

Where:

SD = Standard deviation

SS = The sum of square

N = Total number of the subject

$\sum X^2$ = The sum of all square; each scores is squared and all the square are added up.

⁵⁰ Sudijono, Anas., *Pengantar Statistik Pendidikan*, (Raja Grafindo Persada: Jakarta, 2015), P.82.

⁵¹ Sudijono, Anas., *Pengantar Statistik Pendidikan*, (Raja Grafindo Persada: Jakarta, 2015), P.157.

$(\sum X)^2$ = The square of the sum; all the score are added up and the sum is square, total.

5. The formula used in calculating the percentage of the students' score⁵²:

$$P = \frac{F}{N} \times 100$$

Where: P = Percentage

F = Frequency

N = Total number of students

6. The formula used in finding out the significant difference between students' score in Pre-test and Post-test:⁵³

$$t = \frac{D}{\sqrt{\frac{\sum D^2 + \frac{(\sum D)^2}{N}}{N(N-1)}}$$

Where: t : Test of significance

D : The mean of the differences score

$\sum D$: The sum of the differences score

N : Total number of students

⁵² Sudijono, Anas., *Pengantar Statistik Pendidikan*, (Raja Grafindo Persada: Jakarta, 2015), P: 43.

⁵³ Gay, Lorraine R. & Geoffrey E. Mills., *Educational Research: Competencies for Analysis and Application, Eleventh Edition*, (Person Education Limited: England, 2006)., P. 331.

7. The formula used in finding out the significant difference between students' score in post-test of both groups:⁵⁴

$$t = \frac{x_1 - X_2}{\sqrt{\left(\frac{S_1^2}{n_1} + \frac{S_2^2}{n_2}\right)}}$$

where: t :Test of significance

X1 : Mean score of the group one

X2 : Mean score of the group two

S_1^2 : Sum square of the group one

S_2^2 : Sum square of the group two

n1 : Number of students of the group one

n2 : Number of students of the group two

8. Hypothesis Testing

After getting t-count value than the next step was the test of hypothesis by comparing the value of t-test and t-table. Hypothesis testing applicable are:⁵⁵

$$T_{table} < T_{test} = \text{Effective}$$

⁵⁴ Gay, Lorraine R. & Geoffrey E. Mills., *Educational Research: Competencies for Analysis and Application, Eleventh Edition*, (Person Education Limited: England, 2016)., P.

⁵⁵ Sudijono, Anas., *Pengantar Statistik Pendidikan*, (Raja Grafindo Persada: Jakarta, 2015), P: 273.

$$T_{table} > T_{test} = \text{Not effective}$$

If $t\text{-test} > t\text{-table}$ in the significance of 0,05 ($p=0,01$), H_0 is accepted. It means that the controlled class have lower skill in writing than experimental group. If $t\text{-test} < t\text{-table}$ in the significance of 0.05 ($p=0,01$), H_0 is rejected. It means that the experimental class have higher skill in writing than controlled class.⁵⁶

9. The formula is to know the effectiveness of the communicative language teaching in writing descriptive text. If $R > 1$, it is relatively θ_2 efficient than θ_1 , where if $R < 1$, relative θ_1 is more effective than θ_2 . The formula follows by Hasan⁵⁷:

$$R(\theta_2, \theta_1) = \frac{\text{Var } \theta_1}{\text{Var } \theta_2}$$

Where: R = Relative efficiency

θ_1 = Estimator 1

θ_2 = Estimator 2

Var θ_1 = Estimator variance 1

Var θ_2 = Estimator variance 2

⁵⁶ Arikunto, S., *Prosedur Penelitian Sebuah Pendekatan Praktik*, (PT. Bina Aksara: Jakarta, 2010), P. 354.

⁵⁷ Hasan, *Pokok-pokok Materi Statistik 2 (Statistic Inferensif)*, (Cet. VI, Jakarta: PT Bumi Aksara, 2010), P. 114.

CHAPTER IV

FINDINGS AND DISCUSSION

This chapter generally presents the findings of the research which show the description of the data. Furthermore, this chapter also reveals the interpretation and argument relating to the findings. In this chapter, the researcher analyzed the data consisting of the pre-test and post-test results in both groups of classes, experimental and controlled classes.

A. Findings

The findings and the research were based on the results of the data analysis. The data analysis was used to get information about the data of students' writing. The writing test consists of a pre-test and a post-test. The pre-test was intended to know the ability of the students' writing skill before giving treatment, while the post-test was intended to find out whether there was any improvement or not of the students' writing descriptive text after having several treatments through implementation of communicative language teaching for experimental class and contextual teaching and learning for controlled class.

1. The Classification of Students' Score in Pre-test and Post-test by Using CLT in Experimental Class

The distribution of frequency and percentage of the score in pre-test and post-test to the students' writing skill in the descriptive text in the first grade of MA

Madani Alauddin Pao Pao. There are a different percentage and frequency between the pre-test and post-test. Where the distribution of the scores of both tests is in four aspects of classification, namely excellent, good, fair and poor classification. The higher percentage value is good classification in the pre-test and the higher percentage value is excellent classification in the post-test. The researcher examines the grade difference score between the pre-test and post-test. The researcher tests the difference score between the pre-test and post-test.

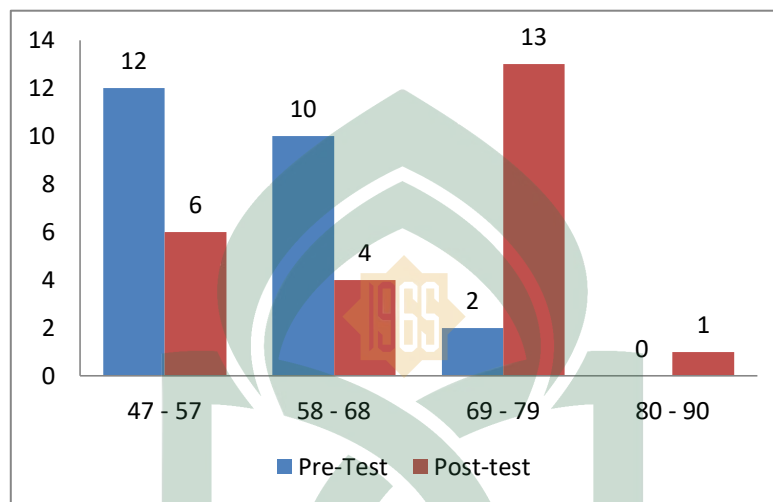
Table 4.1 below showed that the rate percentage and frequency of score of experimental class in pre-test from 20 students, 2 (8.3%) students achieve a good score, 10 (41.7%) students achieved fair score, 12 (50%) students achieved poor score. While, after got treatment the rate percentage of the score of experimental class in post-test from 20 students, 1 (4.2%) students achieved excellent score, 13 (54%) students achieved good score, 4 (16.7%) students achieved fair score, and 6 (25%) students achieved poor score. In this case, the researcher concluded that the score percentage of the experimental class in the post-test by using CLT was better than the pre-test because the percentage in the post-test was higher than the percentage of the pre-test.

Table 4.1 *The distribution of frequency and percentage score of experimental class in pre-test and post-test by using CLT*

No.	Classification	Score	Pre-test		Post-test	
			F	P	F	P
1	Excellent	80-90	0	0%	1	4.2%
2	Good	69-79	2	8.3%	13	54.2%

3	Fair	58-68	10	41.7%	4	16.7%
4	Poor	47-57	12	50%	6	25%
		Total	24	100%	24	100%

Chart 4.1 The distribution of frequency and percentage score of experimental class in pre-test and post-test by using CLT



2. The Classification of the Students' Pre-test Score and Post-test in the Control Class by Using CTL

The following table below shows that the distribution of frequency and percentage of the pre-test and post-test scores on students' writing skill in descriptive text by using CTL at the first grade of MA Madani Alauddin Pao Pao. The percentage difference is merely a small scale between the pre-test and the post-test. Where the score distribution of both tests are in three aspects of classification, namely good, fail, and poor classification. The higher percentages value is good classification in the pre-test and post-test. The researcher examines the grade difference score between the pre-test and post-test. The researcher tests the difference score between the pre-test and post-test.

Table 4.2 *The distribution of frequency and percentage score of controlled class in pre-test and post-test by using CTL*

No.	Classification	Pre-test Score	Pre-test		Post-test	
			F	P	F	P
1	Excellent	80-90	0	0%	0	0%
2	Good	69-79	3	15.5%	7	26.9%
3	Fair	58-68	6	23.1%	11	42.3%
4	Poor	47-57	17	65.4%	8	30.8%
	Total		26	100%	26	100%

Chart 4.2 *The distribution of frequency and percentage score of controlled class in pre-test and post-test by using CTL*

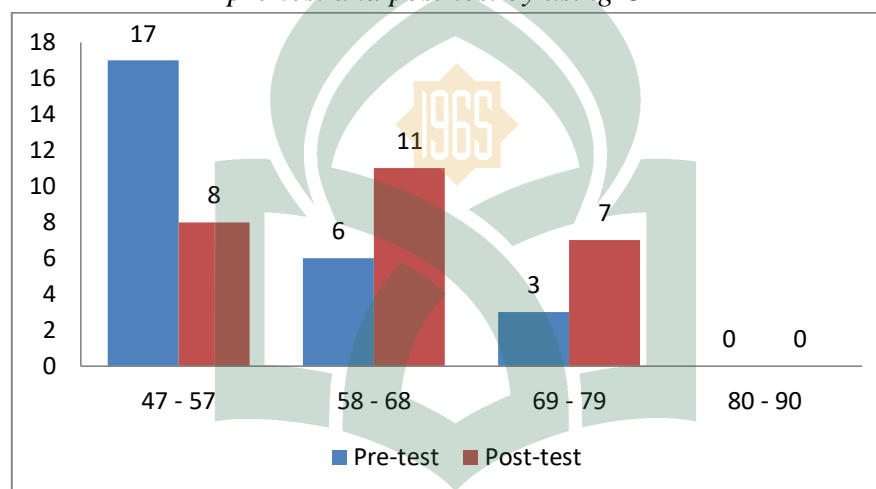


Table 4.2 above shows the rate percentage and frequency of the students' controlled class in the pre-test, none of the students got an excellent score. There were 3 students (15.5%) who got a good score, 6 (23.1%) students got a fair score, and there were 17 (65.4%) students got a poor score. On the other hand, the rate percentage and frequency of the students' controlled class in the post-test, there were 7 students (26.9%) got a good score, 11 students (42.3%) got a fair score, and 8 students (30.8%) got a poor score. Based on the result above, the rate of percentage and frequency in the pre-test was different in the rate of percentage and frequency of

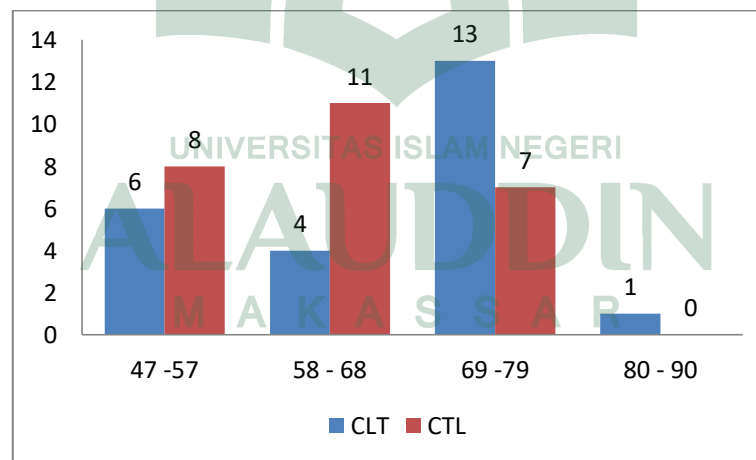
the post-test. Hence, the researcher concluded that CTL had an influence to the students' writing skill in descriptive text.

3. The Classification of the Students' Score of Post-test by Using CLT and CTL

Table 4.3 *The distribution of frequency and percentage score of post-test by using CLT and CTL*

No.	Classification	Score	CLT (Experimental class)		CTL (Controlled class)	
			F	P	F	P
1	Excellent	80-90	1	4.2 %	0	0%
2	Good	69-79	13	54.2 %	7	26.9%
3	Fair	58-68	4	16.7 %	11	42.3%
4	Poor	47-57	6	25 %	8	30.8%
Total			24	100%	26	100%

Chart 4.3 *The distribution of frequency and percentage score of post-test by using CLT and CTL*



The classification of students' score of post-test for experimental and controlled classes, there is a different percentage and frequency between the classes. Therefore, the experimental class got treatment by using CLT and the control class

got treatment by using CTL. Where the score distribution of both classes are in four aspects of classification, namely excellent, good, fair, and poor classifications.

The following table above shows the rate percentage and frequency of the students' value in the post-test of experimental and controlled classes. In the experimental class from 24 students, there were 1 (4.2%) students achieved excellent scores, 13 (54.2%) students achieved a good score, 4 (16.7%) students achieved a fair score, and 6 (25%) students achieved a poor score. Besides, the rate of percentage and frequency of the students' value in the post-test of controlled class from 26 students, there were 7 students (26.9%) got a good score, 11 students (42.3%) got a fair score, and 8 students (30.8%) got a poor score.

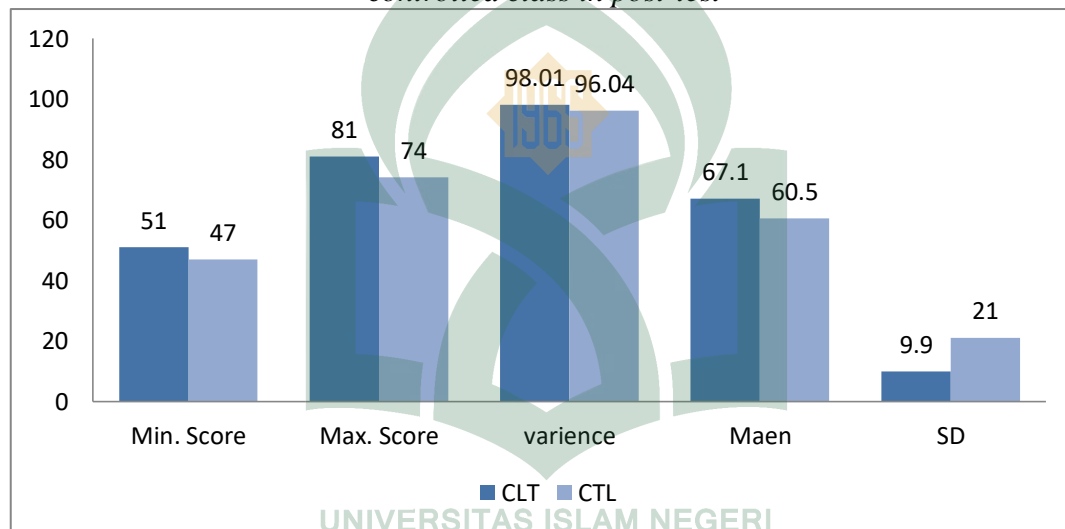
Based on the result above, the rate of percentage and frequency in the pre-test was different in the rate of percentage and frequency of experimental class and controlled class. The experimental class had a higher percentage than the controlled class. The higher value is excellent and good classifications in the experimental class were 1 (4.2%) students decided excellent score and 13 (54.2%) students got a good score. While the higher percentage value is good classification in the control class there were no students who decided an excellent score, but there were 7 (23.3%) students got a good score. Finally, the researcher concludes that there any different scores of frequency and percentage of the experimental class by using CLT and controlled class by using CTL on students' skill in writing descriptive text.

4. The Comparison Statistical Methods

Table 4.4 *The comparison statistical Methods*

Data	CLT (Experimental Class)	CTL (Controlled Class)
Minimum score	51	47
Maximum score	81	74
Variance	98.01	96.04
Mean	67.1	60.5
Standard Deviation	9.9	21

Chart 4.4 *The mean score and standard deviation of experimental class and controlled class in post-test*



The test was presented in the frequency distribution of experimental and controlled class. The table above shows that the minimum score of CLT was (51) scores and CTL was (47) scores. The maximal score was CLT were (81) scores and CTL were (74) scores. Next, the variance of CLT were (98.01) and CTL were (96.04). The mean score of CLT was (67.1) and the standard deviation of CLT was (9.9). The mean score of CTL was (60.5) and the standard deviation of CTL was (21). The last, the students' mean score gap between the experimental class and the control

class in a post-test was 6.6. Where the gap of the standard deviation between bot of class in a post-test was 11.1.

5. Hypothesis of Test

The researcher tested the statistical hypothesis. The table below provided information about the statistical hypothesis test and this research was using a t-test which significance $\alpha= 0.05$.

a. Hypothesis for Question 1:

After calculating the data, the researcher tested her hypothesis based on the significance score of the experimental class by using CLT, as follows:

Table 4.5 *The significance score of the experimental class by using CLT*

Variable	t-test value	t-table value
CLT	4.982	2.690

The significant score between pre-test and post-test can be known by using a t-test. Based on the the score of t-test and t-table, the statistical hypothesis in this research are as follows:

- 1) If $t_{test} < t_{table}$, it means that H_0 is accepted and H_a is rejected.
- 2) If $t_{test} > t_{table}$, it means that H_0 is rejected and H_a is accepted.

As a result of the research based on the table above, the researcher gained the t-test was higher than the value of t-table ($4.982 < 2.690$). It indicates that there was a significant difference between the result of the students' pre-test and post-test.

Moreover, it concluded that H_0 is rejected and H_a is accepted. Therefore, there was an influence of CTL on students' skill in writing descriptive text.

b. Hypothesis for Question 2:

After calculating the data, the researcher tested her hypothesis based on the significance score of the experimental class by using contextual teaching and learning, as follows:

Table 4.6 *The significance score of the experimental class by using CTL*

Variable	t-test value	t-table value
CTL	4.352	2.060

The significant score between pre-test and post-test can be known by using a t-test. Based on the score of t-test and t-table, the statistical hypothesis in this research are as follows:

- 1) If $t_{test} < t_{table}$, it means that H_0 is accepted and H_a is rejected.
- 2) If $t_{test} > t_{table}$, it means that H_0 is rejected and H_a is accepted.

As a result of the research based on the table above, the researcher gained the t-test was higher than the value of t-table ($4.352 > 2.060$). It indicates that there was no significant difference between the result of the students' pre-test and post-test. Furthermore, the researcher concluded that H_0 is rejected and H_a is accepted. Therefore, there was an influence of CTL on students' writing skill in descriptive text.

c. Hypothesis for Question 3:

The significant score between experimental and controlled class can be known by using a t-test of CTL. The result of a t-test can be seen in Table 4.7. as follows:

Table 4.7 *The significance score of experimental and controlled classes*

Variable	t-test value	t-table value
Post-test	2.955	2.021

The significant score between pre-test and post-test can be known by using a t-test. Based on the score of t-test and t-table, the statistical hypothesis in this research are as follows:

- 1) If $t_{test} < t_{table}$, it means that H_0 is accepted and H_a is rejected.
- 2) If $t_{test} > t_{table}$, it means that H_0 is rejected and H_a is accepted.

Table 4.7 above indicates that the value of the t-test was higher than the value of t-table ($2.955 > 2.021$). It indicates that there was a significant difference between the result of the students' pre-test and post-test. Hence, the researcher concluded that H_0 is rejected and H_a is accepted. The researcher concluded that the statistical analysis from the result of the students' writing descriptive test of this research shown that there were any different influence between CLT than contextual teaching and learning CTL on students' writing skill in descriptive text. **(See the Appendix A-G)**

B. Discussion

This research aimed to examine whether the CLT has any influence than contextual teaching and learning on students' writing skill in descriptive text or not.

Before the researcher gave treatment to the students, she held a pre-test to obtain the students' writing skill in descriptive. The data obtain from the students' post-test and the compered between score from CLT and CTL. The data were obtained from the result of the writing test.

1. The Influence of CLT on Students' Writing Skill in Descriptive Text

The result of the t-test shows that the pre-test and post-test in the experimental group were significantly different in their writing achievement ($4.982 > 2.690$). The mean of the pre-test was 55.6. The same treatment was conducted for both groups. CLT was treated in the experimental class. After the treatment, the students were delivery post-test, and the result sowed that the post-test score improved. The students' post-test score was 67.1. The students' scores of the pre-test and the post-test improved significantly (11.5 point).

There was significant differenece for the students' pre-test and post-test scores based on the indicators. Overall, the students' scores in post-test in each criterion (content, organization, grammar/language uses) were higher than in pre-test (Table 4.1). The application of the CLT can motivate students to be creative in writing. CLT can make the students more easily describe something that they see by using pictures, things, etc. Tarigan stated that the application of communicative language teaching focuses on various communicative activities such as guessing pictures, making a

graphic pyramid, constructing outline and evaluating parter's work.⁵⁸ In this case, students had chosen one picture from three pictures the heroes of Indonesia provided by the teacher. After selecting one picture, students discuss with their groupmate by describing the selected picture. Hence, the students more creative in writing because they discussed their ideas with their groupmate and also made the students easy to build a paragraph.

Another study by Fatima, has proved that communicative activities are very helpful in teaching technical writing like report writing skill.⁵⁹ It did not rule out the possibility of being used in descriptive writing skill. Based on the result of data analysis there were a significant differences in the result of students' writing tests before getting treatment. With the result that it is essential to use a suitable and effective method to help the students to solve the difficulty of the students' writing achievement. Therefore, this research focused on using CLT as a teaching method for writing.

2. The Influence of CTL on Students' Writing skill in Descriptive Text

Based on the result of data analysis, it was stated that learning by using CTL to students' writing skill in descriptive text has a good influence. This research

⁵⁸ Tarigan, Fatin N & Rahmad Husein, *The Effect of Communicative Language Teaching on the Students' Achievement in Writing Hortatory*, p. 2.

⁵⁹ Fatima, S., *Teaching Report Writing Skill through Communicative Activities*, (American International Journal of Contemporary Research, 2012), vol. II, p. 104.

treated with learning by using CTL in the pre-test has a mean score were 55.2. While the post-test has a mean score were 60.5. Based on the compilation of the t-test, this research shows that the t-test were higher than the t-table ($4.352 > 2,060$).

The statistical in this resarch are the H_0 is rejected and H_a is accepted. Subsequently, it is also supported by the effectiveness test. Hence, it means that there was any influence of CTL on students' skill in writing descriptive text. This is because CTL can improve students' anthusiasm in learning and can develop students' thinking about the material of writing descriptive text. Mardianto stated that CLT halps the students develop their achievement at school, also promote their critical and higher order thinking.⁶⁰

Learning outcomes are expected to be more meaningful for students. Learning process took place naturally in the form of activities students learn and experience did not transfer knowledge from teacher to student. Learning by using CTL is very help students to understand the writing material of the descriptive text. Satriani stated that CLT has positive impact on students' achievement.⁶¹ Berns and Erickson explained CTL is a conception of teaching and learning that help the teachers relate subject matter content to real-world situations; and motivate students' lives as family members,

⁶⁰ Mardianto & Wijaya, E.L., *The effect of Cntextual Teaching and Learning (CTL) and Conventional Method on Mathematics Thinking Ability of Islamic Senior High School Students 1 in Medan*. (Journal of Art, Science and Commerce VII, 4; 2016), p. 92.

⁶¹ Satriani, I. & Emilia, E. *Contextual Teaching and Learning Approach to Teaching Writing*. (Indonesia Journal of Applied Linguistics, 2 July 2012), p. 10.

citizen, and workers and engage in the hard work that learning requires.⁶² CTL helps the students connect the content they are learning to the life contexts in which that content could be used. Johnson in Nawas explained that CTL is an approach which helps students understand what they are learning by connecting their subject with their lives' context.⁶³ In this case, students were more easily write descriptive text by using CTL because students observing the object directly so that it could develop ideas and their imaginations easily and smoothly.

3. The Significance different of CTL and CTL on Students' Skill in Writing Descriptive Text

Based on the result of data analysis, the students' writing skill for control and experimental groups were sighly the same level, and both groups achieved 55.2 and 55.9. CTL was treated in the controll class aand CLT was regarded in experimental class. There was significant different for students' post-test scores based on the indicators. After the treatment, the students from control and experimental groups were delivery post-test, and the result showed that the groups' post-test score improved. The students' post-test score for the control class was 60.5 and 67.1 for

⁶² Bens, R.G & Patricia M. Erickson, *Contextual Teaching and Learning: Preparing Students for the new Economy. The Highlight Zone: Research*, (Washington, 2001), p. 3.

⁶³ Nawas, Abu., *Contextual Teaching and Learning (CTL)Approach through REACT Strategies on Improving the Students' Critical Thinking in Writing*, (International Jurnal of Applied Management Science, May 2018), p. 47.

experimental class. Post-test score for controlled class only improved 5.3 point, and the students' post-test score in experimental class improved significantly (11.5 point).

Furthermore, there was significant difference for students' post-test scores based on the indicators. Overall, the students' score in experimental class in each criterion (content, organization, grammar/language uses) were higher than in controlled class (Table 4.3). CLT assumes that students can acquire written or oral language when they are highly motivated.⁶⁴ Therefore, it is good for students who had writing skill. By using CLT made the students writing more creative. In addition, CLT was real significance to help students to improve their learning strategies and building up the communicative consciousness to help them enlarge their vocabulary.⁶⁵ These findings also supported the findings of Uzoma, that the students' taught informal letter writing in communicatively oriented classrooms, and a functional analytic approach wrote a better informal letter than those taught the same from the teacher as the standpoint in a conventional methodology.⁶⁶

UNIVERSITAS ISLAM NEGERI
ALAUDDIN
 M A K A S S A R

⁶⁴ Naya, K & Caroline V.K., *The Effect of Communicative Language Teaching (CTL) Method on English Comprehension for Students at the Fifth Grade of SD Kartika X-3*, (Journal, Universitas Adnet Indonesia, Bandung), p.1.

⁶⁵ WU, Y., *The Application of CLT in College English Vocabulary Teaching*, (Journal of Cambridge Studies, 2009), vol. IV, p. 128.

⁶⁶ Uzoma, B. N. Ngozi., Ibramin, Mohammed., *Effect of Communicative Language Teaching Approach on Students' Performance in Narrative Essay and Informal Letter Writing among Senior Secondary School in Sokoto State, Nigeria*, (International Journal of Research and Innovation in Social Science (IJRISS), vol. II, Issue VII, 2018), P. 189.

Based on the explanation above, the researcher concluded that before getting treatments, the researcher gave the students a pre-test for both classes. In the pre-test, students' comprehension in writing descriptive text was very low and the comparison of average score between experimental and controlled classes was almost homogeneous. It means that before the researcher gave the treatments to the students, they had the same condition and still very low in writing.

The researcher limited the material in descriptive text that focuses on describe a person by using a picture of Heroes in Indonesia, those are Ir. Soekarno, Sultan Hasanuddin, and R.A.Kartini. Finally, the researcher found that H_a (alternative hypothesis) was accepted and H_0 was rejected. Where the CLT had any influence on students' writing skill in descriptive text than CTL in the first grade of MA Madani Alauddin Pao Pao.

CHAPTER V

CONCLUTIONS AND SUGGESTIONS

A. Conclutions

Based on the result data analysis, research finding, and discussion in the previous chapter, the researcher concluded the hypothesis research question 1,2 and 3 was effective and had any influence on students' writing skill in descriptive text. It can be seen from students' score enhancement. Before implemented the CLT leaning method in experimental class and CTL method in controlled class, the students' writing skill in descriptive text was poor but after implemente both of methods, the students' descriptive text was increase.

1. The Influence of CLT on Students' writing Skill in Descriptive Text

The variable X_1 (CLT) had any influence on the variabel Y (Students' writing skill in descriptive text) signivicantly. Where the mean score of post-test (67.1) was higher than the pre-test (55.6), with the gain were 11.46 and it was significant at the level 0.05. It was proved by the result of the statistical analysis of a degree of freedom (df) = 23 indicated that the t-test values of the students writing descriptive text (4.982) was higher than t-table value (2.690). In this research the effectiveness of CLT also could be seen from the effectiveness. Where the result of the test were 0,28 ($R < 1$). Its concluded that H_a (alternative hypothesis) was accepted and H_0 was rejected.

2. The Influence of CTL on Students' Writing Skill in Descriptive Text

The variable X_2 (CTL method) had any influence on the variable Y (Descriptive text) significantly. Where the mean score of post-test (60.5) was higher than pre-test (55.2), with the gain were 5.31 and it was significant at the level 0.05. It was indicated that the t-test value on students' skill in writing descriptive text was higher than the t-table ($4.352 > 2.060$).

3. The different influence of CLT and CTL on Students' Writing Skill in Descriptive Text

The variable X_1 (CTL method) had any influence than the variable X_2 (CTL method) on students' writing skill in descriptive text (variable Y). The mean of post-test score of experimental class (69.3) was higher than mean of controlled class (62.2). Based on the calculation of the research result by using t-test formula, t-test observe were 2.2021. It is obtained that t-test $>$ t-table ($2.441 > 2.021$). Briefly, referring to the result above, it can be said that CLT had any influence on students' writing skill in descriptive text than CTL. Therefore, this method can be applied in teaching writing.

B. Suggestions

There is a lot of learning Method or Strategy to be used in teaching learning process, but using communicative language teaching is an alternative way of teaching writing, especially writing descriptive text. referring the conclusion above, the researcher puts forward some suggestions. They are follows:

1. Suggestion for Teacher

In teaching or learning activity, especially in writing the teachers suggested to be creative. Because to make students confident and interest in learning process is one of responsibility as a teacher. Therefore, since CLT and CTL has any influence in students' writing skill in descriptive text, but from the findings in previous chapter concluded that CLT has any different influence on students' writing skill than CTL in descriptive text. using this method could help the students to build their ideas and creative in writing.

2. Suggestion for the Researcher

CLT was proven effective to improve the students' writing skill, hence it is suggested for further researcher to find out the significance of CLT in other skills elements of language skill. Besides, the researcher expected the finding of the research will be an additional resource for the empirical evidence for the existence theory.

BIBLIOGRAPHY

- Alawi, Fikri Fauzi. 2011. *Improving Students' Ability in Writing Descriptive Text Using Clustering Technique (An Action Research at eight grade Students of MTs. Darul Ma'arif Cipete-Jakarta)*. Syarif Hidayatullah State Islamic University: Jakarta.
- Arikunto, S. 2010. *Prosedur Penelitian Sebuah Pendekatan Praktik*. PT. Bina Aksara: Jakarta.
- Bahar, Kaharuddin. 2015. *The communicative Grammar Translation Method An Integrated Method of CLT and GT for Teaching English Communicatively and Accurately*. Cet. Ke-2. Trust Media Publishing: Yogyakarta.
- Bens, R.G & Patricia M. Erickson. 2001. *Contextual Teaching and Learning: Preparing Students for the new Economy*. The Highlight Zone: Research. Washington.
- Brown, H. Douglas. 2003. *Language Assessment Principle and Classroom Practice*. Longman.
- Celce, Marianne & Murcia. *Teaching English as a Second or Foreign english Language Third Edition*. Tomson Learning.
- Clouse, Barbara F., *The Student Writer: Seventh Edition*, (Library of Congress Cataloging-in-Publication Data, 2006). P. 124.
- Creswell, J. W. 2009. *Research Design: Qualitative, Quantitative and Mixed Method Approaches*. 3rd Ed. Los Angeles: SAGE Publications.
- Fatima, S. 2010. *Teaching Report Writing Skill through Communicative Activities*. American International Journal of Contemporary Research. Vol. II. No. 2.

- Fazilatfar, Ali M., dkk. 2017. *Impact of Skill-Based Communicative Approach on Writing Skill of EFL Learners*. International Journal of Scientific Study, Vol. 5, Issue 4.
- Ferdous, Sukriti Sohini. 2011. *Effectiveness of Communicative Language Teaching Approach at HSC Level*. English Department: East West University.
- Gay, Lorraine R. & Geoffrey E. Mills. 2016. *Educational Research: Competencies for Analysis and Application, Eleventh Edition*. Person Education Limited: England.
- Geofray, E. Mills and lorraine Gay. 2016. *Educational Research: Competencies for Analysis and Applications*. United states: Pearson Education.
- Hasan, M. Iqbal. 2010. *Pokok-Pokok Materi Statistik 2 (Statistic Inferensif)*. Cet. VI. Jakarta: PT Bumi Aksara.
- Ilyas. 2017. *The Effectiveness of communicative Approach on Speaking Achievement*. Eternal Journal, Vol. 03, N. 01.
- Jacobs. 1981. *Testing ESL Composition: A Practical Approach*. Rowley, MA: Newbury House.
- Kasumi, Hysen. 2015. *Communicative Language Teaching and Its Impact on students' Peformance*. Journal of Educational and Social Research. Vol. 5 No. 1 S1. MCSER Publishing, Rome-Italy.
- Larsen, Daniel., & Freeman. 2000. *Techniques and Principles in Language Teaching (Second Edition)*. Oxford University Press: Oxford.
- Magdahalena. 2016. *The Use of Prewriting Methods to Develop EFL Students' Competence in Writing*. Eternal Journal, Vol. 02, N. 01. STAIN Pare-pare.

- Mardianto & Wijaya, E.L. 2016. *The effect of Contextual Teaching and Learning (CTL) and Conventional Method on Mathematics Thinking Ability of Islamic Senior High School Students 1 in Medan*. Journal of Art, Science and Commerce VII, 4.
- Markamah, Putuan Raja, & Sudirman. *Developing Students' Descriptive Text writing Ability Through Realia*. Institution: university of Lampung.
- Misba. 2017. *The Use of Jeopardy Method in the Teaching of Writing Descriptive Text to the Eight Grade Students of Madrasah Tsanawiyah Darul Istiqamah Makassar*. Alauddin State Islamic University: Makassar.
- Muschla, Gary Robert. 2011. *Practice Makes Perfect Exploring writing*. MC Graw Hill.
- Nawawi, Muhammad Bagus. 2011. *Improving Students' Writing Skill of Descriptive Text Through Guided Questions (A Classroom Research at VIII-8 Class of SMAP PGRI 1 Ciputat-Kota Tangerang Selatan)*. Syarif Hidayatullah State Islamic University: Jakarta.
- Nawas, Abu. 2018. *Contextual Teaching and Learning (CTL) Approach through REACT Strategies on Improving the Students' Critical Thinking in Writing*. International Jurnal of Applied Management Science.
- Nunan, D. (2004). *Task-Based Language Teaching*. New York: Cambridge University Press.
- Octavia, Dita. 2017. *Contextual Teaching and Learning Approach to Teaching Writing (A Case Study towards Third Grade Students of SMP Indonesia Raya Bandung)*. Tesis: Pasundan University.

- Oshima, A., & Hogue, A. 1996. *Introduction to Academic Writing* (2nd ed.). Longman.
- Richards, J.C., and Theodore, S.R. 1999. *Approaches and Method in Language Teaching*. Cambridge University Press: United Kingdom.
- Rini, C. Puspita. 2016. *The Effectiveness of Contextual Teaching and Learning to Improve the Students' Writing Skill in Descriptive Text in The Second Year of SMP Muhammadiyah 1 Malang in Academic Year 2015/2016*. University of Muhammadiyah Malang.
- Rise b. Axelrod, Charles R. Cooper. 2010. *The ST. Martin's Guide to Writing*. New York: Bedford. 9th edition.
- Sa'diyah, Halimatus. *Improving Students' Ability in Writing Descriptive Texts Through a Picture Series-Aided Learning Strategy*. *The English Teacher*, Vol. XL.
- Sanjaya, Dedi & Sumarsih. 2013. *TPS as an Effective Technique to Enhance the Students' Achievement on Writing Descriptive Text*. *English Language Teaching*; Vol. 6, No. 12.
- Satriani, I., Emilia, E., Muahammad. H.G. 2012. *Contextual Teaching and Learning Approach to Teaching Writing*. *Indonesia Journal of Applied Linguistic*, Vol. 2 No. 1.
- Shastri, Pratima Dave. 2010. *Communicative Approach to the Teaching of English as a Second Language*. Himalaya Publishing House: Mumbai.
- Sudijono, Anas. 2015. *Pengantar Statistik Pendidikan*. Raja Grafindo Persada: Jakarta.


- Surdin. 2018. *The Effect of Contextual Teaching and Learning (CTL) Models on learning outcomes of Social Sciences of the material of forms the face of the earth on Class VII of Junior High School*. International Journal of Education and Research Vol. 6 No. 3
- Sugiyono. 2017. *Metode Penelitian Pendidikan (Pendekatan Kuantitatif, Kualitatif, dan R&D)*. Cet: 26. ALFABETA,cv: Bandung.
- Susanti, I. 2006. *Developing Students' Descriptive Text Writing Ability Through Picture at The 2nd Year of SMAN 9 Bandar Lampung*. University: Published.
- Tamrin, Husni, on June 17th, 2019 at MA Madani Alauddin Pao Pao.
- Tarigan, Fatin N & Rahmad Husein, *The Effect of Communicative Language Teaching on the Students' Achievement in Writing Hortatory*.
- Utami, Tossi A. A. 2014. *Improving the Ability in Writing Descriptive Texts Through Brainstorming Technique for Grade Viii Students at SMP N 1 Piyungan*. Yogyakarta State University: Yogyakarta.
- Uzoma, B. N. Ngozi., Ibramin, Mohammed.. 2018. *Effect of Communicative Language Teaching Approach on Students' Performance in Narative Essay and Informal Letter Writing among Senior Secondary School in Sokoto State, Nigeria*. International Journal of Research and Inovation in Social Science (IJRISS). Vol. II. Issue VII.
- Wicaksono, Anggun. 2016. *Improving Students' Ability in writing Recount Text Through Contextual Teaching and Learning Approach at the Second Grade Student of XI Exact 1 of SMAN 2 Palopo*. Alauddin State Islamic Unniversity: Makassar.

Williams, C. 2007. *Research Methods*. Vol.5, No. 3. Journal of Business & Economic Research.

WU, Y. *The Application of CLT in College English Vocabulary Teaching*. Journal of Cambridge Studies. Vol. IV. No. 3.

Zahara, Sofiana. 2014. *The Effectiveness of Teaching Descriptive Text Using Picture Media on Student Ability (An Experimental Study in the Tenth Grade of SMK Tunas Grafika Informatika Jakarta)*. Syarif Hidayatullah State Islamic University: Jakarta.





APPENDICES

UNIVERSITAS ISLAM NEGERI
ALAUDDIN
M A K A S S A R

APPENDIX A

The Row Score of Students' Pre-Test and Post-test in Experimental and Controlled Classes

A. The Row Score of the Students' Pre-test in Experimental Class

No.	Respondents	Pre-test (X_1)	Post-test (X_2)	(X_1) ²	(X_2) ²	Gain (D)	D ²
1	STUDENT 1	47	73	2500	5329	26	676
2	STUDENT 2	52	71	2916	5041	19	361
3	STUDENT 3	47	74	2209	5476	27	729
4	STUDENT 4	59	74	3844	5476	15	225
5	STUDENT 5	67	74	4624	5476	7	49
6	STUDENT 6	47	72	2209	5184	25	625
7	STUDENT 7	59	73	3844	5329	14	196
8	STUDENT 8	50	54	2500	2916	4	16
9	STUDENT 9	49	73	2601	5776	24	576
10	STUDENT 10	59	64	3600	4096	5	25
11	STUDENT 11	69	71	5041	5041	2	4
12	STUDENT 12	47	54	3136	3600	7	49
13	STUDENT 13	58	68	3481	4624	10	100
14	STUDENT 14	63	70	3969	4900	7	49
15	STUDENT 15	47	51	3481	3600	4	16
16	STUDENT 16	61	74	4761	5476	13	169
17	STUDENT 17	59	63	2209	3844	4	16
18	STUDENT 18	72	74	5329	5476	2	4
19	STUDENT 19	47	77	2209	5929	30	900
20	STUDENT 20	62	81	3969	6400	19	361

21	STUDENT 21	64	53	4096	2809	-11	121
22	STUDENT 22	56	54	3136	2916	-2	4
23	STUDENT 23	47	66	2209	4356	19	361
24	STUDENT 24	47	52	2209	2704	5	25
N = 24		$\sum X_1 =$ 1323	$\sum X_2 =$ 1610	$\sum X_1^2 =$ 80082	$\sum X_2^2 =$ 111774	$\sum D =$ 275	$\sum D^2 =$ 5657



APPENDIX B

The Row Score of the Students' Pre-test and Post-Test in Controlled Class

No.	Respondents	(X_1)	(X_2)	(X_1^2)	(X_2^2)	Gain (D)	D^2
1	STUDENT 1	69	72	4761	5184	3	9
2	STUDENT 2	66	62	4356	3844	-4	16
3	STUDENT 3	47	64	2209	4096	17	289
4	STUDENT 4	47	52	2209	2704	5	25
5	STUDENT 5	47	47	2209	2209	0	0
6	STUDENT 6	47	52	2209	2704	5	25
7	STUDENT 7	53	50	2809	2500	-3	9
8	STUDENT 8	53	74	2809	5476	21	441
9	STUDENT 9	52	64	2704	4046	12	144
10	STUDENT 10	58	61	3364	3721	3	9
11	STUDENT 11	73	68	5329	4624	-5	25
12	STUDENT 12	47	51	2209	2601	4	16
13	STUDENT 13	58	68	3364	4624	10	100
14	STUDENT 14	70	72	4900	5184	2	4
15	STUDENT 15	54	69	2916	4761	15	225
16	STUDENT 16	47	50	2204	2500	3	9
17	STUDENT 17	68	73	4624	5329	5	25
18	STUDENT 18	47	52	2209	2704	5	25
19	STUDENT 19	66	72	4356	5184	6	36
20	STUDENT 20	68	71	4624	5041	3	9
21	STUDENT 21	47	47	2209	2209	0	0
22	STUDENT 22	47	47	2209	2209	0	0
23	STUDENT 23	47	53	2209	2809	6	36

24	STUDENT 24	56	63	3136	3969	7	49
25	STUDENT 25	47	58	2209	3364	11	121
26	STUDENT 26	55	62	3025	3844	7	49
Total N = 26		$\Sigma X_1 =$ 1436	$\Sigma X_2 =$ 1574	$\Sigma X_1^2 =$ 81371	$\Sigma X_2^2 =$ 97440	$\Sigma D =$ 138	$\Sigma D^2 =$ 1696



APPENDIX C

The Mean Score of Experimental Class and Controlled Class

A. Experiental Class

1. The calculatig of the mean score of pre-test

$$M_x = \frac{\Sigma x}{N} = \frac{1323}{24} = 55.1$$

2. The calculatig of the mean score of post-test

$$M_x = \frac{\Sigma x}{N} = \frac{1610}{24} = 67.1$$

3. The mean of the difference score

$$D = \frac{\Sigma D}{N} = \frac{275}{24} = 11.46$$

B. Controlled Class

1. The calculatig of the mean score of pre-test

$$M_x = \frac{\Sigma x}{N} = \frac{1436}{26} = 55.2$$

2. The calculatig of the mean score of post-test

$$M_x = \frac{\Sigma x}{N} = \frac{1574}{26} = 60.5$$

3. The mean of the difference score

$$D = \frac{\Sigma D}{N} = \frac{138}{26} = 5.31$$

APPENDIX D

Standar Deviation of Experimental Classn and Controlled Class

A. Experimental Class

1. Pre-test

$$SD = \sqrt{\frac{SS_2}{n-1}}$$

$$\text{Where: } SS_2 = \sum SS_1^2 - \frac{(\sum X)^2}{n}$$

$$SS_2 = 80082 - \frac{(1323)^2}{24}$$

$$SS_2 = 80082 - \frac{1750329}{24}$$

$$SS_2 = 80082 - 72930.4$$

$$SS_2 = 7151.6$$

$$SD = \sqrt{\frac{SS_2}{n-1}}$$

$$SD = \sqrt{\frac{7151,6}{24-1}}$$

$$SD = \sqrt{\frac{7151,6}{23}}$$

$$SD = \sqrt{311}$$

$$SD = 17.6$$

2. Post-test

$$SD = \sqrt{\frac{SS_2}{n}}$$

$$\text{Where: } SS_2 = \sum SS_1^2 - \frac{(\sum X)^2}{n}$$

$$SS_2 = 110252 - \frac{(1610)^2}{24}$$

$$SS_2 = 110252 - \frac{2592100}{24}$$

$$SS_2 = 110252 - 108004.2$$

$$SS_2 = 2247.8$$

$$SD = \sqrt{\frac{SS_2}{n-1}}$$

$$SD = \sqrt{\frac{2247.8}{24-1}}$$

$$SD = \sqrt{\frac{2247.8}{23}}$$

$$SD = \sqrt{97.7}$$

$$SD = 9.9$$

B. Controlled Class

1. Pre-test

$$SD = \sqrt{\frac{SS_1}{n-1}}$$

$$\text{where } SS_1 = \sum SS_1^2 - \frac{(\sum X)^2}{n}$$

$$SS_1 = 81364 - \frac{(1436)^2}{26}$$

$$SS_1 = 81364 - \frac{2062096}{26}$$

$$SS_1 = 81364 - 79311.4$$

$$SS_1 = 2046.6$$

$$SD = \sqrt{\frac{SS_1}{n-1}}$$

$$SD = \sqrt{\frac{2046.6}{26-1}}$$

$$SD = \sqrt{\frac{2046.6}{25}}$$

$$SD = \sqrt{81.86}$$

$$SD = 9.05$$

2. Post-test

$$SD = \sqrt{\frac{SS_1}{n}}$$

$$\text{where } SS_1 = \sum SS_1^2 - \frac{(\sum X)^2}{n}$$

$$SS_1 = 106276 - \frac{(1574)^2}{26}$$

$$SS_1 = 106276 - \frac{2477476}{26}$$

$$SS_1 = 106276 - 95287.5$$

$$SS_1 = 10988.5$$

$$SD = \sqrt{\frac{SS_1}{n-1}}$$

$$SD = \sqrt{\frac{10988.5}{26-1}}$$

$$SD = \sqrt{\frac{10988.5}{25}}$$

$$SD = \sqrt{439.54}$$

$$SD = 21$$

APPENDIX E

Effectiveness Test

1. The variance of CLT

Variance in post-test ($Var\theta_1$)

$$\begin{aligned} S^2 &= 9.9^2 \\ &= 98.01 \end{aligned}$$

Variance in controlled class ($Var\theta_2$)

$$\begin{aligned} S^2 &= 15.9^2 \\ &= 252.81 \end{aligned}$$

Effectiveness:

$$R(\theta_2, \theta_1) = \frac{Var\theta_1}{Var\theta_2}$$

$$R(\theta_2, \theta_1) = \frac{98.01}{252.81}$$

$$R(\theta_2, \theta_1) = 0.38$$

If $R > 1$, relatively θ_2 is efficient than θ_1 . Where if $R < 1$, relatively θ_1 is more efficient than θ_2 . The value of R is 0.38 ($R < 1$). Therefore, it can be said θ_1 (post-test) is more efficient than θ_2 (pre-test).

2. The Variance of CTL

Variance in pre-test ($Var \theta_1$)

$$\begin{aligned} S^2 &= 9.05^2 \\ &= 81.9 \end{aligned}$$

Variance in post-test ($Var \theta_2$)

$$\begin{aligned} S^2 &= 21^2 \\ &= 441 \end{aligned}$$

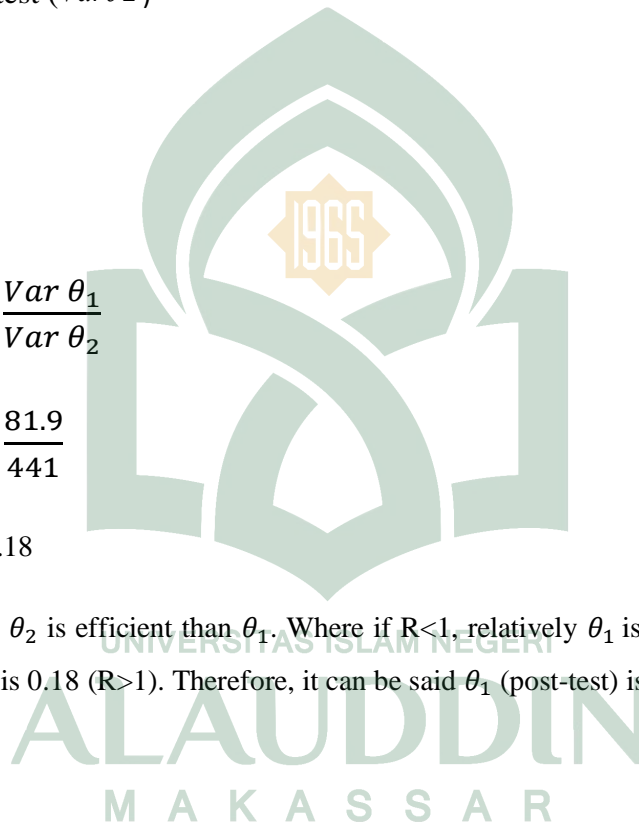
Effectiveness:

$$R(\theta_2, \theta_1) = \frac{Var \theta_1}{Var \theta_2}$$

$$R(\theta_2, \theta_1) = \frac{81.9}{441}$$

$$R(\theta_2, \theta_1) = 0.18$$

If $R > 1$, relatively θ_2 is efficient than θ_1 . Where if $R < 1$, relatively θ_1 is more efficient than θ_2 . The value of R is 0.18 ($R > 1$). Therefore, it can be said θ_1 (post-test) is more efficient than θ_2 (pre-test).



3. The Variance of CLT and CTL

Variance in experimental class ($Var \theta_1$)

$$\begin{aligned} S^2 &= 9,9^2 \\ &= 98.01 \end{aligned}$$

Variance in controlled class ($Var \theta_2$)

$$\begin{aligned} S^2 &= 21^2 \\ &= 441 \end{aligned}$$

1. Effectiveness Test

$$R(\theta_2, \theta_1) = \frac{Var \theta_1}{Var \theta_2}$$

$$R(\theta_2, \theta_1) = \frac{98.01}{441}$$

$$R(\theta_2, \theta_1) = 0.22$$

If $R > 1$, relatively θ_2 is efficient than θ_1 . Where if $R < 1$, relatively θ_1 is more efficient than θ_2 . The value of R is 0.22 ($R < 1$). Therefore, it can be said θ_1 (CLT) is more efficient than θ_2 (CTL).

APPENDIX F

The Significance Different

A. The Significance Different Between Pre-test and Post-Test of CLT

1. t-Test

$$t = \frac{\frac{D}{\sqrt{\frac{\sum D^2 + \frac{(\sum D)^2}{N}}{N(N-1)}}}}$$

$$t = \frac{\frac{11.46}{\sqrt{5657 + \frac{(75625)^2}{24}}}}{24(24-1)}$$

$$t = \frac{\frac{11.46}{\sqrt{5657 + 3151,04}}}{552}$$

$$t = \frac{\frac{11.46}{\sqrt{2505,96}}}{552}$$

$$t = \frac{11,46}{\sqrt{4,54}}$$

$$t = \frac{11,46}{2,13}$$

$$t = 4,982$$

2. t-Table

For level of significance (α) = 0,05

Degree of freedom (df) = N- 1 = 24- 1 = 23

t-Table = 2,690



UNIVERSITAS ISLAM NEGERI

ALAUDDIN

MAKASSAR

B. The Significance Different Between Pre-test and Post-test of CTL

1. t-Test

$$t = \frac{\frac{D}{\sqrt{\Sigma D^2 + \frac{(\Sigma D)^2}{N}}}}{N(N-1)}$$

$$t = \frac{\frac{5.31}{\sqrt{1696 + \frac{(138)^2}{26}}}}{26(26-1)}$$

$$t = \frac{\frac{5.31}{\sqrt{1696 + \frac{19044}{26}}}}{650}$$

$$t = \frac{\frac{5.31}{\sqrt{1696 + 732,46}}}{650}$$

$$t = \frac{\frac{5.31}{\sqrt{963.54}}}{650}$$

$$t = \frac{5.31}{\sqrt{1.48}}$$

$$t = \frac{5.31}{1.22}$$

$$t = 4.352$$

2. t-Table

For level of significance (α) = 0,05

Degree of freedom (df) = N - 1 = 26 - 1 = 25

t-Table = 2.060



UNIVERSITAS ISLAM NEGERI

ALAUDDIN

M A K A S S A R

C. The Significance Different Between CLT ad CTL

$$X_1 = 67.1 \quad S_1^2 = 98.01$$

$$X_2 = 60.5 \quad S_2^2 = 400$$

1. t-Test

$$t = \frac{X_1 - X_2}{\sqrt{\left(\frac{S_1^2}{n_1} + \frac{S_2^2}{n_2}\right)}}$$

$$t = \frac{67.1 - 60.5}{\sqrt{\left(\frac{98.01}{24} + \frac{400}{26}\right)}}$$

$$t = \frac{6.6}{\sqrt{4.1 + 15.4}}$$

$$t = \frac{6.6}{\sqrt{19.5}}$$

$$t = \frac{8.6}{4.4}$$

$$t_{\text{Hitung}} = 2.955$$



2. t-Table

For level of significance (α) = 0,05

Degree of freedom (df) = $(N_1 + N_2) - 2 = (24 + 26) - 2 = 48$

t-Table = 2.021

APPENDIX G

Distribution of t –Table

df	Level of Significance for two-tailed test					
	0.5	0.2	0.1	0.05	0.02	0.01
	Level of Significance for one-tailed test					
	0.25	0.1	0	0.025	0.01	0.005
1	1.000	3.078	6.314	12.706	31.821	63.657
2	0.816	1.886	2.920	4.303	6.965	9.926
3	0.765	1.638	2.353	3.183	4.541	5.841
4	0.741	1.533	2.132	2.776	3.747	4.604
5	0.727	1.476	2.015	2.571	3.365	4.032
6	0.718	1.440	1.943	2.447	2.143	3.707
7	0.711	1.451	1.895	2.365	2.998	3.499
8	0.706	1.397	1.860	2.306	2.896	3.355
9	0.703	1.383	1.833	2.262	2.821	3.250
10	0.700	1.372	1.812	2.226	2.764	3.169
11	0.697	1.363	1.769	2.201	2.718	3.106
12	0.695	1.356	1.782	2.179	2.681	3.055
13	0.694	1.350	1.771	2.160	2.650	3.120
14	0.692	1.345	1.761	2.143	2.624	2.977
15	0.691	1.341	1.753	2.331	2.604	2.947
16	0.690	1.337	1.746	2.120	2.583	2.921
17	0.689	1.333	1.740	2.110	2.567	2.898
18	0.688	1.330	1.734	2.101	2.552	2.878
19	0.688	1.328	1.729	2.093	2.539	2.861
20	0.687	1.325	1.725	2.086	2.528	2.845
21	0.686	1.323	1.721	2.080	2.518	2.831
22	0.686	1.321	1.717	2.074	2.505	2.819
23	0.685	1.319	1.714	2.690	2.500	2.807
24	0.685	1.318	1.711	2.640	2.492	2.797
25	0.684	1.316	1.708	2.060	2.485	2.787
26	0.684	1.315	1.706	2.056	2.479	2.779
27	0.684	1.314	1.703	2.052	2.473	2.771
28	0.683	1.313	1.701	2.048	2.467	2.763
29	0.683	1.311	1.699	2.045	2.462	2.756
30	0.683	1.310	1.697	2.042	2.457	2.750
40	0.681	1.303	1.684	2.021	2.423	2.704
60	0.679	1.296	1.671	2.000	2.390	2.660
120	0.677	1.289	1.658	2.890	2.358	2.617
	0.674	1.282	1.645	1.960	2.326	2.576

APPENDIX H**PRE-TEST**

Activity : Writing Descriptive Text

Times : 45 minutes


Instruction :

Write down a descriptive text!



APPENDIX I**POST-TEST**

Name	:	
Class	:	



look at the picture on the white-board, choose one of them and describe it!



HEROES OF INDONESIA

1. Ir. Soekarno



2. R. A. Kartini



3. Sultan Hasanuddin



APPENDIX J

LESSON PLAN FOR CONTROLLED CLASS

Sekolah : Ma Madani Alauddin Pao Pao
 Mata Pelajaran : Bahasa Inggris
 Kelas/Semester : X/1 (WAJIB)
 Tema/Subtema : Descriptive Text
 Alokasi Waktu : 9 x 2 JP

A. Kompetensi Inti dan Kompetensi Dasar

Kompetensi Inti	
KI 1 :	Menghayati dan mengamalkan ajaran agama yang dianutnya.
KI 2 :	Menghayati dan mengamalkan perilaku jujur, disiplin, tanggungjawab, peduli (gotong royong, kerjasama, toleran, damai), santun, responsif dan proaktif dan menunjukkan sikap sebagai bagian permasalah dalam berinteraksi secara efektif dengan lingkungan sosial dan alam serta dalam menempatkan diri sebagai cerminan bangsa dalam pergaulan dunia.
KI 3 :	Memahami, menerapkan, menganalisis pengetahuan faktual, konseptual, operasional prosedural berdasarkan rasa ingin tahunya tentang ilmu pengetahuan, teknologi, seni, budaya, dan humaniora, dengan wawasan kemanusiaan, kebangsaan, kenegaraan, dan peradaban terkait penyebab fenomena dan kejadian, serta menerapkan pengetahuan prosedural pada bidang kajian yang spesifik sesuai dengan bakat dan miatnnya dalam memecahkan masalah.
	Mengolah, menalar, dan menyaji dalam ranah konkret dan ranah abstrak terkait dengan pengembangan dari yang dipelajari di sekolah secara mandiri dan mampu menggunakan metode sesuai kaidah keilmuan.
Kompetensi Dasar	
4.8. :	Menangkap makna dalam teks deskriptif lisan dan tulis sederhana.
4.9. :	Menyunting teks deskriptif lisan dan tulis, sederhana, tentang orang, tempat wisata, dan bangunan bersejarah terkenal, dengan memerhatikan fungsi sosial struktu teks, dan unsur kebahasaan yang benar dan sesuai konteks.
4.10. :	Menyusun teks deskriptif lisan dan tulisn sederhana tentang orang, tempat wisata, dan bangunan bersejarah terkenal, dengan memperhatikan tujuan, struktur teks, dan unsur kebahasaan, secara benar dan sesuai dengan konteks.

B. Indikator

1. Menunjukkan kesungguhan belajar bahasa Inggris terkait teks deskripsi seerhana tentang orang.

2. Menunjukkan perilaku peduli, percaya diri, dan tanggung jawab dalam melaksanakan komunikasi terkasit teks deskriptif sederhana tentang orang.
3. Mengidentifikasi fungsi sosial struktur teks, dan unsur kebahasaan pada teks deskriptif sederhana tentang orang.
4. Merespon makna dalam teks deskriptif, lisan dan tulis, sederhana tentang orang.
5. Menyusun teks deskriptif lisan dan tulis sederhana tentang orang.

C. Tujuan Pembelajaran

1. Siswa dapat menunjukkan kesungguhan belajar bahasa Inggris terkait teks deskriptif sederhana tentang orang.
2. Siswa dapat menunjukkan perilaku peduli, percaya diri, dan tanggung jawab dalam melaksanakan komunikasi terkait teks deskriptif sederhana tentang orang.
3. Siswa dapat mengidentifikasi fungsi sosial, struktur teks, dan unsur kebahasaan pada teks deskriptif sederhana tentang orang.
4. Siswa dapat merespon makna dalam teks deskriptif, lisan dan tulis, sederhana tentang orang.
5. Siswa dapat menyusun teks deskriptif lisan dan tulis sederhana tentang orang.

D. Materi Pembelajaran

Teks deskriptif lisan dan tulis, sederhana, tentang orang, tempat wisata, dan bangunan bersejarah terkenal.

Fungsi Sosial:

Membanggakan, mengenalkan, mengidentifikasi, memuji, mengkritik, mempromosikan, dsb.

Struktur Text

- 1) Penyebutan nama orang, tempat wisata, dan bangunan bersejarah terkenal dan nama bagian-bagiannya yang dipilih untuk dideskripsikan.
- 2) Penyebutan sifat orang, tempat wisata, dan bangunan bersejarah terkenal dan bagiannya, dan
- 3) Penyebutan tindakan dari atau terkait dengan orang, tempat wisata, dan bangunan bersejarah terkenal.

Yang semuanya sesuai dengan fungsi sosial yang hendak dicapai.

Unsur Kebahasaan

- 1) Kata benda yang terkait dengan orang, tempat wisata, dan bangunan sejarah terkenal.
- 2) Kata sifat yang terkait dengan orang, tempat wisata, dan bangunan bersejarah terkenal.
- 3) Ejaan dan tulisan tangan dan cetak yang jelas dan rapi.
- 4) Ucapan, tekanan kata, intonasi, ketika memperesetasikan secara lisan.
- 5) Rujukan kata.

Topik

Keteladanan tentang perilaku toleran, kewirausahaan, nasionalisme, percaya diri.

E. Metode pembelajaran : *Contekstual teaching and learning, presentatio, observation and role play.*

F. Media Pembelajaran

1. Media : Worksheet atau lembar kerja
2. Alat/Bahan : Spidol, papan tulis, buku teks, laptop, proyektor.
3. Sumber pembelajaran: Buku teks, internet, youtube.

G. Kegiatan Pembelajaran

Pertemuan	Prosedur
Pertemuan Pertama	<ol style="list-style-type: none"> 1. Salam pembuka 2. Peneliti meminta pemahaman awal peserta didik tentang teks deskripsi. 3. Peneliti menjelaskan deskripsi umum tentang apa yang dimaksud teks deskripsi, apa fungsi sosial teks deskripsi, dan struktur umum dari teks deskripsi. 4. Peserta didik diminta untuk membuat teks deskripsi berdasarkan pengalaman peserta didik. 5. Peneliti memeriksa lembar kerja peserta didik. 6. Penutup.
Pertemuan kedua	<ol style="list-style-type: none"> 1. Salam pembuka. 2. Peneliti melanjutkan materi tentang teks deskripsi. 3. Peneliti menjelaskan <i>language features</i> dari teks deskripsi, yaitu <i>simple present tense</i>. <div style="border: 1px solid black; padding: 2px; margin: 5px 0;">S + TO BE (am, is, are) + ADJ, NOUN, ADV</div> <p>Contoh:</p> <ul style="list-style-type: none"> • He is an English teacher in MA Madani Alauddin Pao Pao. • You are beautiful. <ol style="list-style-type: none"> 4. Peneliti memilih peserta didik secara acak tentang pemahaman mereka. 5. Peneliti memberikan tema yang berkaitan dengan kehidupan nyata siswa, yaitu mengeksplor kelas mereka dan menuliskan objek apa saja yang terdapat di dalam kelas. 6. Peserta didik diminta duduk berkelompok dan mendeskripsikan tentang ruang kelas mereka. 7. Peneliti memeriksa lembar kerja peserta didik 8. Penutup.
3 rd Meeting	<ol style="list-style-type: none"> 1. Salam pembuka. 2. Peneliti bertanya kepada peserta didik tentang materi teks deskripsi di pertemuan sebelumnya. 3. Peneliti melanjutkan materi tentang teks deskripsi dan memberikan contoh yang berkaitan dengan kehidupan nyata peserta didik. 4. Peneliti memberikan <i>the pattern verbal form</i> dan beberapa contoh: <div style="border: 1px solid black; padding: 2px; margin: 5px 0;">S + V1 + s/es</div> <div style="border: 1px solid black; padding: 2px; margin: 5px 0;">S + Do/Does + not + V1</div> <div style="border: 1px solid black; padding: 2px; margin: 5px 0;">Do/Does + S + V1</div>

	<p><i>Examples:</i></p> <ul style="list-style-type: none"> • <i>She eats cakes.</i> • <i>She does not eat cakes.</i> • <i>Does she eat cakes?</i> <ol style="list-style-type: none"> 5. Peserta didik diminta duduk berkelompok. 6. Peneliti memebrikan tugas yang berkaitan degan kehidupan nyata peserta didik dengan mendesripsikan seseorang. 7. Peserta didik diminta mendeskripsikan teman sebangku atau teman kelompok mereka. 8. Peneliti memeriksa lembar kerja peserta didik 9. Penutup.
Pertemuan keempat	<ol style="list-style-type: none"> 1. Memberi salam. 2. Peneliti mengulang kembali pemahaman peserta didik tentang teks deskripsi di pertemuan sebelumnya. 3. Peneliti memberikan contoh deskripsi tentang <i>tour guide</i> yang biasa peserta didik temui di tempat wisata bersejarah yang ada di Makassar (Benteng Rotterdam) yang berkaitan dengan dunia nyata peserta didik. 4. Peserta didik diminta duduk berkelompok untuk mendiskusikan tentang <i>tour guide</i> yang ada di tempat wisata bersejarah di Makassar (Benteng Rotterdam). 5. Peneliti meminta peserta didik diminta menuliskan teks deskripsi tentang <i>tour guide</i> yang biasa mereka temui di tepat wisata bersejarah di Makassar (Benteng Rotterdam). 6. Peneliti memeriksa lembar kerja siswa. 7. Penutup.
Pertemuan kelima	<ol style="list-style-type: none"> 1. Memberi salam. 2. Peneliti melanjutkan materi tentang tesk deskripsi. 3. Peneliti memberikan gambar atau video yang berkaitan dengan kehidupan nyata peserta didik, yaitu tentang tempat wisata yang ada di kota mereka (Makassar, Sulawesi Selatan). 4. Peserta didik diminta untuk duduk secara berkelompok. 5. Peserta didik diminta untuk mendiskusikan video atau gambar yang ditampilkan oleh peneliti dalam teks deskripsi. 6. Peserta didik diminta mempresentasikanya di depan kelas dan berperan sebagai <i>tour guide</i> dalam mendeskripsikan tempat wisata tersebut. 7. Peneliti mengoreksi dan memebrikan saran tentang hasil kerja peserta didik 8. Penutup.
Pertemuan keenam	<ol style="list-style-type: none"> 1. Memberi salam. 2. Peneliti mengulang kembali semua materi tentang teks

deskripsi secara singkat kepada peserta didik.

3. Peneliti bertanya secara *random* kepada peserta didik tentang pemahaman mereka tentang teks deskripsi dan memberikan contoh singkat yang berkaitan dengan kehidupan nyata peserta didik.
4. Peneliti memberikan lembar kerja kepada setiap peserta didik dan menyediakan tiga gambar pahlawan Indonesia yang di tempel di papan tulis.

“Ir. Soekarno”



“R.A. Kartini”



“Sultan Hasanuddin”



- *Heroes of Indonesia* - *Black hat*
- *Rooster* - *Graceful*
- *Traditional weapon* - *Motivator*
- *Beautiful*
- *Javanese*
- *Pointed-nose*

5. Peserta didik diminta untuk memilih satu dari tiga gambar pahlawan Indonesia yang disediakan oleh peneliti kemudian mendeskripsikannya secara individu.
6. Peneliti memeriksa lembar kerja peserta didik.
7. Penutup.

APPENDIX K

LESSON PLAN FOR EXPERIMENTAL CLASS

School : MA Madani Alauddin Paopao
 Subject : English
 Grade/Semester : X MIA / Ganjil
 Skill Focus : Teks Deskriptif
 Time Allotment : 6 weeks x 6 JP (45 menit)

Topic : Deskriptive Text

Level : First Grade Students

Purpose



To increase students' knowledge in writing descriptive text by using communicative language teaching.

Introduction Task

- Students can understand the steps of writing descriptive text.
- Students can understand the characteristic, social function, and the generic structure of the descriptive text.
- Students are able to use simple present tense correctly.
- Students can use a suitable word when describing a person.

Pertemuan	Prosedur
1 st Meeting	<ol style="list-style-type: none"> 1. Greeting. 2. The researcher asks the students about their prior knowledge of the descriptive text. 3. The researcher describes a general description of what descriptive text is, what the social function of the descriptive text, and what the generic structure of descriptive text. 4. The students are asked to make a simple descriptive text based on their experience. 5. The researcher checks the students' tasks.

	6. Closing.
2 nd Meeting	<ol style="list-style-type: none"> 1. Greeting. 2. The researcher continues the materials about the descriptive text. 3. The researcher explains language features of descriptive text, exactly simple present tense in a nominal sentence and verbal sentence. 4. The researcher shows the pattern of a nominal sentence and some examples. <div style="border: 1px solid black; padding: 2px; width: fit-content; margin: 5px auto;">S + TO BE (am, is, are) + ADJ, NOUN, ADV</div> <p>Examples:</p> <ul style="list-style-type: none"> • He is an English teacher in MA Madani Alauddin Pao Pao. • You are beautiful. <ol style="list-style-type: none"> 5. The students are asked to back and sit together with their groupmate. 6. The students are asked to make the simple descriptive text about the English Teacher based on the generic structure. 7. The researcher checks the students' tasks. 8. Closing.
3 rd Meeting	<ol style="list-style-type: none"> 1. Greeting. 2. The researcher asks the students about the previous materials of descriptive and gives an explanation. 3. The researcher continues the material about the descriptive text. the researcher explains the text of descriptive text. 4. The researcher shows the text of descriptive text. <p style="text-align: center;">My Favorite Star</p> <p>I have my favorite star. My favorite star is Justine Bieber. He is 24 years old. He is a famous singer. He has a pointed nose. His skin is white and hair is blonde. He is handsome. Beside sthat, he also has a beautiful voice.</p> <ol style="list-style-type: none"> 5. The students are asked to back and sit together with their groupmate and discuss to describe a person (favorite actors). 6. The researcher checks the students' tasks. 7. The researcher explains the students' task by showing which is the social function of their descriptive text. 8. Closing.
4 th Meeting	<ol style="list-style-type: none"> 1. Greeting. 2. The researcher continues the materials about the descriptive text. The researcher explains the picture of descriptive text. 3. The researcher shows the picture and makes the questions according to the answer bellow.

	<p style="text-align: center;">“Nadiem Makarim”</p>  <ul style="list-style-type: none"> • Minister of Education • Indonesia • Pointed-nose • Glasses <ol style="list-style-type: none"> 4. The researcher asks the students randomly about their understanding. 5. The students are asked to make a simple descriptive text about the English teacher in the school by using the simple present tense. 6. The researcher explains the students’ errors in making descriptive text such as grammar errors. 7. Closing.
5 th Meeting	<ol style="list-style-type: none"> 1. The researcher asks the students about the previous material of descriptive text and explains it. 2. The researcher shows the picture of B.J Habibie who is the president of Indonesia. <p style="text-align: center;">B.J. Habibie</p>  <ul style="list-style-type: none"> • The third president of Indonesai • Kopia /black hat • Mustache <ol style="list-style-type: none"> 3. The students are asked to sit together with their group-mate. 4. The researcher asks the students to guess the picture with search the others adjective or vocabulary about the picture. 5. The students are asked to write a descriptive text by themselves without cheating with their group-mate. 6. The researcher checks the students’ tasks.

	<ol style="list-style-type: none"> 7. The researcher explains the students' errors in grammar. 8. Closing.
6 th Meeting	<ol style="list-style-type: none"> 1. Greeting 2. The researcher repeats and reminds all the material about descriptive text briefly to all of the students. 3. The researcher asks one by one of the students about their understanding when they learn the descriptive text. 4. The researcher gives the students a task to write a simple description text by choosing one picture Heroes of Indonesia: <p style="text-align: center;"> “Ir. Soekarno” “R.A. Kartini” </p> <div style="display: flex; justify-content: space-around;">   </div> <p style="text-align: center;">“Sultan Hasanuddin”</p>  <p style="text-align: center;">UNIVERSITAS ISLAM NEGERI MAKASSAR</p> <ul style="list-style-type: none"> - Heroes of Indonesia - Black hat - Rooster - Graceful - Traditional weapon - Motivator - Beautiful - Javanese - Pointed-nose 5. The students are asked to sit together with their group-mate. 6. The students are asked to write a descriptive text by themselves without cheating with their group-mate. 7. The researcher checks the task and gives advice and suggestions. 8. Closing.

APPENDIX L

WORKSHEET OF EXPERIMENTAL AND CONTROLLED CLASSES

A. WORKSHEET OF CONTROLLED CLASS

Nama : A.M. Apwies Jayanda
Kelas : X Mia 1

Descriptif Texts

This is my friend Amar, Full name is Amar Wahyudi, he from Makassar, he's so pretty and good, he looks so chubby, he wears a glasses, and I think he's so smart and not lazy, he likes playing football and playing some games in Handphone, he's so friendly.

He lives at St. Herbarning, he likes swimming too, he likes to bought me some food, and he always helps me do a homework, he's so handsome, many girls loving Amar. He's my best friend ever.

C : 32
O : 20
L : 17

69

UNIVERSITAS ISLAM NEGERI

ALAUDDIN
M A K A S S A R

ASRUL AMIR

I'm No smoking Boarding school so I no smoked Boarding school

Apa? Karna ngomong apa

C : 23
O : 12
L : 12

47

Mah Adam dzhuhr: Alim

Hi guys, I want ^{to} describe my best friend, Putra Fauzan.

He ~~have~~ ^{has} body tall, hair tall, handsome face, and colour skin tasty brown.

He call "Utta".

53

C : 24

O : 15

L : 14

My name is Fauzan Abdullah, from X mia I.

I want describe about my school. I like my school. I love my school

My school is good.

UNIVERSITAS ISLAM NEGERI

ALA UDDIN

M A K A S S A R

C : 23

O : 12

L : 12

48

47

POST-TEST

Name	A.M. Alwita Jayanda
Class	X Mia 1

72

Look at the pictures on the white-board, choose one of them and describe it!

Sultan Hamudun

He is a hero from Makassar, He has long hair, He wears sarong, He ^{has} beard and He ^{has} brown skin, everyone call him Rooster from east.

He ~~was~~ ^{was} a king from ^{of Gowa Kingdom} a kingdom of Gowa. He ~~was~~ ^{is} a ^{brave} ^{and} fight every colonial in Gowa and Makassar, He ~~is~~ ^{is} loyal and wise for his people. He is populist for the people.

I'm ^{very} proud because Gowa and Makassar have a hero like him. 😊

C : 34

O : 22

6/1 : 16

UNIVERSITAS ISLAM NEGERI

ALAUDDIN

MAKASSAR

POST-TEST


Name	: ASRUL AMIR
Class	: 10 MIA 1

47

Look at the pictures on the white-board, choose one of them and describe it!

IR. Soekarno

IR. Soekarno # he is Proclamer of Indonesian Independence



C : 23
O : 12
S/L : 13

UNIVERSITAS ISLAM NEGERI
ALAUDDIN
M A K A S S A R

POST-TEST

Name	Muh. Adam dzuhri A.
Class	X MIA 1

74

Look at the pictures on the white-board, choose one of them and describe it!

IR. SOEKARNO

He is first President in Indonesia, He have black hair, handsome face, and tan body. He takes picture nearby flag red white, pride flag Indonesia. He equipped equip use black tie, grey coat, and black hat. He is father from Megawati Soekarnoputri, Fifth President in Indonesia. Ir. Soekarno at once Independence Proclaimer Indonesia in years 1945.

UNIVERSITAS ISLAM NEGERI

C = 32
O = 22
G = 20

ALAUDDIN
M A K A S S A R

POST-TEST

Name	AULIA SULISTIO PERE
Class	X MIA 1.

73

SULTAN HASANUDDIN

Look at the pictures on the white-board, choose one of them and describe it!

I want to describe about one of our hero he is sultan Hasanuddin. He is hero from Makassar. He has a long hair, in every picture he always use wear head coat in his history he always motivated us. he is so wise and corugeus person. he also has beard. People from Makassar always proud of him because his fight for the past. he is the best from Makassar.
I think that's enough tengkyu :)

UNIVERSITAS ISLAM NEGERI
C : 32
O : 21
6/1/20
ALAUDDIN
M A K A S S A R

POST-TEST


Name	Fauzan Abdullah
Class	X mia I

52

Look at the pictures on the white-board, choose one of them and describe it!

Mr. Soekarno

He is proclamer, ^{his} her name is Soekarno, He wears Coat, and tie, and black-hat. He ^{has} ~~have~~ pointed nose. He ^{is} ~~isn't~~ courageus-person and wise. He ^{give} ~~gives~~ motivation ^{and} ~~and~~ to many people.



C = 23
O = 16
S = 13

UNIVERSITAS ISLAM NEGERI
ALAUDDIN
M A K A S S A R

B. WORKSHEET OF EXPERIENTIAL CLASS

Salsabila Azis
X MIA 3

C : 30
O : 14
S/1 : 18

62

I will describe about my class.
In my class there is ³³ people. ^{The name of my class is} My name class is The stranger class.
My teacher ~~is Mrs~~ ^{English} in English is Mrs. Tamrin. My friends are so kind and friendly. I have a friend, her name is Wahidah. She is so beautiful, diligent, very smart, and sometime she easily angry hahaha. In my class there is no a floor, and no a window.

NAMA: Riska m
KIES: X MIA 3

UNIVERSITAS ISLAM NEGERI
ALAUDDIN
MAKASSAR

I want to be my good friend
I have 2 good friend
Nur Alitama is ^{higher} ~~tope~~, but I chatu chatiman forse

C : 23
O : 12
L : 12

47

Name: Husnul Khatimah
class : X MIA 3

BEACH

50

I want to ^{tell} ~~say~~ ^{talk} about beach. ~~this see~~
~~st~~ this one beautiful beach this one ever I go
 very beautiful. I not see look rubbish little?
 And I very happy ^{to} go beach that.

C : 24
O : 13
L : 13

Descriptive text

My cat.

47

I have a cat. My cat is very cute, super active and adorable.
 the fur is very dense and smooth black orange.

Murul ANNIZA A.
X MIA 3

king peng

ALAUDDIN
MAKASSAR

C : 23
O : 12
L : 12

POST-TEST

Name	Salsabila Azis
Class	X MIA 3

81

Look at the pictures on the white-board, choose one of them and describe it!

Sultan Hasanuddin

I have my favorite hero. My favorite hero is Sultan Hasanuddin. He is a king from Gowa Kingdom. He is a courageous person. He has a beard, and pointed nose. He also has a long hair. He ⁺⁵ use a traditional weapon from South Sulawesi. You can call him a Rooster. He was born [@] in Makassar January 12, 1631 ^{at}

UNIVERSITAS ISLAM NEGERI
ALAUDDIN
MAKASSAR

Content	+	Organization	+	Grammar/Language use	
34		24		23	= 81

POST-TEST

Name	Riska-m
Class	x mka 3

77

Look at the pictures on the white-board, choose one of them and describe it!

Sultan Hasanuddin

sultan Hasanuddin studied in a mosque which was a centre of religion education. He grew as a humble, smart, and spiritual person. He studied with spiritual teacher named Iqbal Patingalaang, who was a teacher of Atia Palakka, king of Bone.

C: 33
O: 22
L: 22

UNIVERSITAS ISLAM NEGERI
ALAUDDIN
M A K A S S A R

POST-TEST

Name	Muti-Risli
Class	X MIA 3

73

Look at the pictures on the white-board, choose one of them and describe it!

Sultan Hasanuddin is one of the Indonesian heroes who fought against the Dutch. He was a son of the 15th king of Gowa empire named Sultan Dima Lintang or Sultan Malikussaid. Hasanuddin was born in Makassar January 12, 1631 and his name was mayombassi Muhammad Babi's Daeng Mattawang warcang Bonto Margepe.

C : 30

O : 24

G/L : 22

UNIVERSITAS ISLAM NEGERI

ALAUDDIN

M A K A S S A R

POST-TEST

Name	Husni Khatimah.S.
Class	X MIA 3

54

Look at the pictures on the white-board, choose one of them and describe it!

~~Ubi Khatimah~~

Ra Kartini

Ibu Kita Kartini Princess Beautiful, hero
 courageous person and wise and beauti-
 ful, graceful and pointed nose and jafanere.

C 25
 O 15
 8/14

UNIVERSITAS ISLAM NEGERI
ALAUDDIN
 M A K A S S A R

POST-TEST

Name	Murwi anniza ardi
Class	X Mia 5

54

Look at the pictures on the white-board, choose one of them and describe it!

R.A. KARTINI

Kartini has a popular character of easy
 Mingles with all groups. [?] is brave and optimistic.
[?] has a strong determination. Besides that kartini has
 a simple nature.

1965 c: 26
 o: 14
 g/h: 14

UNIVERSITAS ISLAM NEGERI
ALAUDDIN
 M A K A S S A R

APPENDIX M
DOCUMENTATIONS









CURRICULUM VITAE

Ajeng Hariani is the first and the last child of Muh. Ansar and St. Umah. She was born on May 22nd, 1997 in Jonjoro, Pangalloang village, Bulukumba regency, Province of South Sulawesi. She began her study in SDN 92 Pangalloang and graduated in 2009. Then, she continued her secondary school at SMP Negeri 2 Bulukumpa and graduated in 2012. After that, she continued her Senior High School at SMA Negeri 10 Bulukumba and graduated in 2015. She continued her studies as a student in college at the Islamic Stated University of Alauddin Makassar. She chooses the English Education Department, Tarbiyah and Teaching Science Faculty as her major.