

**TEACHING WRITING ARGUMENTATION TEXT BY USING CPS  
(CREATIVE PROBLEM SOLVING) TO THE THIRD CLASS  
STUDENTS OF SMAN 1 LILIRILAU KABUPATEN SOPPENG**



*A Thesis*

*Submitted in Partial Fulfillment of the Requirements  
For the Degree of Sarjana Pendidikan (S.Pd.) of  
Tarbiyah and Teaching Science Faculty  
of UIN Alauddin Makassar*

**By:**

**DEWI GUSFITRIANI**

Reg. Number: 20401108032

**ENGLISH EDUCATION DEPARTMENT  
TARBIYAH AND TEACHING SCIENCE FACULTY  
ALAUDDIN STATE ISLAMIC UNIVERSITY OF  
MAKASSAR  
2015**

## **PERNYATAAN KEASLIAN SKRIPSI**

Dengan penuh kesadaran, penulis yang bertanda tangan di bawah ini menyatakan bahwa skripsi ini benar hasil karya penyusunan sendiri. Jika dikemudian hari skripsi ini terbukti merupakan duplikat, tiruan dan atau dibuat orang lain secara keseluruhan atau sebagian, maka skripsi dan gelar yang diperoleh karenanya batal demi hukum.

Samata-Gowa, 2016

Penulis,

**Dewi Gusfitriani**  
**NIM. 20401108032**

## PERSETUJUAN PEMBIMBING


Pembimbing penulisan skripsi saudara **Dewi Gusfitriani**, Nim: **20401108032**, Mahasiswa Jurusan Pendidikan Bahasa Inggris pada Fakultas Tarbiyah dan Keguruan UIN Alauddin Makassar, setelah dengan seksama meneliti dan mengoreksi skripsi yang bersangkutan dengan judul : **“Teaching Writing Argumentation Text by Using CPS (Creative Problem Solving) to the Third Class Students of SMAN 1 Lilirilau Kabupaten Soppeng”**, memandang bahwa skripsi tersebut telah memenuhi syarat-syarat ilmiah dan dapat disetujui untuk diajukan ke sidang munaqasyah.

Demikian persetujuan ini diberikan untuk proses selanjutnya.

Samata, 17 November 2015

Pembimbing I

Erwin Hafid, Lc., M.Th.I., M.Ed.  
Nip. 19740912 200003 1 002



---

Pembimbing II

Sitti Nurpahmi, S.Pd., M.,Pd.  
Nip. 19740308 2009012003



---


## PENGESAHAN SKRIPSI

Skripsi yang berjudul, *"Teaching Writing Argumentation Text by Using CPS (Creative Problem Solving) to the Third Class Students of SMAN 1 Lilirilau Kabupaten Soppeng"*, yang disusun oleh Dewi Gusfitriani, NIM: 20401108032, mahasiswa Jurusan Pendidikan Bahasa Inggris pada Fakultas Tarbiyah dan Keguruan UIN Alauddin Makassar, telah diuji dan dipertahankan dalam sidang munaqasyah yang diselenggarakan pada hari Kamis, tanggal **4 Februari 2016 M** yang bertepatan dengan tanggal **25 Rabiulakhir 1437 H** dan dinyatakan telah dapat diterima sebagai salah satu syarat untuk memperoleh gelar Sarjana Pendidikan (S.Pd.) pada Fakultas Tarbiyah dan Keguruan, Jurusan Pendidikan Bahasa Inggris dengan beberapa perbaikan.


Samata – Gowa, 4 Februari 2016 M  
25 Rabiulakhir 1437 H

### DEWAN PENGUJI (SK. Dekan No. 314 Tahun 2016)


Ketua : Dr. Hamka Ilyas, M.Th.I.  
Sekretaris : Sitti Nurpahmi, S.Pd., M.Pd.  
Munaqisy I : Dr. Kamsinah, M.Pd.I.  
Munaqisy II : Muh. Rusydi Rasyid, M.Ag., M.Ed.  
Pembimbing I : Erwin Hafid, Lc., M.Th.I., M.Ed.  
Pembimbing II: Sitti Nurpahmi, S.Pd., M.Pd.



Diketahui oleh:  
Dekan Fakultas Tarbiyah dan Keguruan  
UIN Alauddin Makassar, //

  
/Dr. H. Muhammad Amri, Lc., M.Ag./  
NIP. 19730120 200312 1 001

## ACKNOWLEDGEMENT



*Alhamdulillah* *Rabbil Alamin*, the researcher would like to express her deepest gratitude to the Almighty Allah SWT, the only provider, the most merciful who gives his guidance, inspiration and good health all the time to the writer to conduct the writing this thesis. Also Shalawat and Salam are delivered to our/ the great prophet Muhammad SAW who has brought us/ his adherent from the darkness to the lightness.

During the writing of the thesis, the researcher received much assistance from a number of people, for their valuable guidance, correction, suggestion, advice and golden support. Without them, the writing of this thesis would never been possibly completed. Therefore, the researcher would like to express the greatest thanks and appreciation for those people, they are:

1. The writer's beloved parents, **Suherman** and **Rohani** who always educate, support, and pray for the writer's success.
2. **Prof. Dr. Musafir Pababbari, M.Ag.**, as the Rector of Alauddin State Islamic University (UIN) Makassar.
3. **Dr. Muhammad Amri, Lc., M.Ag.** as the Dean of Tarbiyah and Teaching Science Faculty of Alauddin State Islamic University (UIN) Makassar.
4. **Dr. Kamsinah, M.Pd.I.** and **Sitti Nurpahmi, S.Pd., M.Pd.** the head and secretary of English education department of Tarbiyah and Teaching Science

Faculty of Alauddin State Islamic University (UIN) Makassar and also as the consultant in guiding and advising the writer.

5. **Sitti Nurpahmi, S.Pd., M.Pd.** and **Erwin Hafid, Lc., M.Th.I., M.Ed.** as the first and the second consultants for their guidance and advice during this writing thesis.
6. The writer's beloved big family, her grandfather, her grandmother, her sister, uncles, aunts, and cousins; **Devi Puspitasari A.Ma.Pd., Dahliana, Alda Indianty Putri, Nir, Winda, Irfan,** and **Adrian,** Thanks for their love, suggestions and advices.
7. The writer's especially indebted goes to the Headmaster and vice headmaster of SMAN 1 Lilirilau and to all the English Teachers, Who had given their opportunity to conduct this research. Also for **all Teachers, staff, the Third year students,** the researcher would like to say many thanks for their cooperation and their actively participated to be the respondents during the completion this research.
8. The writer's classmates in English Department **PBI 5 and 6** (the 2009 generations). **Siti Kiftiyah, Randi, Sanudin, Darman, Dede Fadliyah, Suci, Uchank,** and all friends of PBI 5 and 6 of 2009 generations.
9. The writer's classmates in English Department **PBI 1 and 2** (the 2008 generations). **A. Rahmi, S.Pd., Irmayani, S.Pd., Kurnia, S.Pd., Evi Indrawati, S.Pd., Arnita Mutmainnah, Evi Ervina, S.Pd., Harfina S.Pd., Muflih, Asrul Muarif, S.Pd., Askar, S.Pd.** and all friends who could not be

mentioned here. Thanks for spirit, friendship, togetherness and suggestions to the researcher.

10. The writer's beloved brothers and sisters in KKN. **Ryan, Kiki, Ismi, Ayu, Eka, Asrul, and Ulla.** Thanks for help, motivation suggestions and friendship to the researcher.

11. All people who helped her and those whom the writer cannot mention one by one.

The researcher realizes that, the writing of this thesis is far from the perfect still the simple one. Remaining errors are the writer's own; therefore, constructive criticism and suggestions will be highly appreciated.

Finally, willingly the writer prays, May all our/the efforts are blessed by Allah SWT. Amin.

**Samata-Gowa,**

**2016**

**Dewi Gusfitriani**  
**Researcher**

## TABLE OF CONTENTS

	Page
<b>PAGE OF COVER</b> .....	i
<b>PERNYATAAN KEASLIAN SKRIPSI</b> .....	ii
<b>PERSETUJUAN PEMBIMBING</b> .....	iii
<b>PENGESAHAN UJIAN SKRIPSI</b> .....	iv
<b>ACKNOWLEDGEMENT</b> .....	v
<b>TABLE OF CONTENTS</b> .....	viii
<b>LIST OF TABLE</b> .....	xi
<b>ABSTRACT</b> .....	xii

### CHAPTER I INTRODUCTION

A. Background .....	1
B. Problem Statement .....	5
C. Objective of the Research .....	6
D. Significance of the Research .....	6
E. The Scope of the Research .....	6
F. The Operational Definition of Term.....	6

### CHAPTER II REVIEW OF RELATED LITERATURE

A. Previous Research Findings .....	9
B. Some Pertinent Ideas .....	11
1. The Concept of Creative Problem Solving (CPS) .....	11
a. The definition of Creative Problem Solving(CPS) .....	11
b. The History of Creative Problem Solving .....	11
c. The aim of Using Creative Problem Solving.....	16
2. The Concept of Writing .....	17



a. Definitions of Writing .....	17
b. The Purpose of Writing .....	18
c. Requirement of Good Writing .....	19
d. Kinds of Genre .....	21
e. The Process in Writing .....	23
f. Types of Writing Exam .....	28
3. The Concept of Argumentation .....	29
a. Definition of Argumentation Text .....	29
4. The Characteristics of Argumentation .....	29
5. Kinds of Argumentation.....	30
6. The Structure of Argumentation .....	31
a. Title .....	31
b. Introduction: The First Paragraph .....	32
c. Body .....	33
d. Conclusion: The Last Paragraph .....	33
6. Tips for Writing Argument Essay .....	34
7. Argumentative Fallacies.....	36
8. Framing Argument by Using Different Claims.....	39
C. Hypothesis .....	41

### **CHAPTER III RESEARCH METHOD**

A. Research Design .....	43
B. Population and Sample .....	44
C. Variable of the Research .....	44
D. Instrument of the Research .....	45
E. Data Collection Procedure .....	47
F. Technique of Data Analysis .....	48

**CHAPTER IV FINDING AND DISCUSSION**

A. Finding ..... 53  
B. Discussion ..... 60

**CHAPER V CONCLUSION AND SUGGESTION**

A. Conclusion ..... 62  
B. Suggestion ..... 63

**BIBLIOGRAPHY ..... 64**

**APPENDIXES**

**CURRICULUM VITAE**

## LIST OF TABLES

TABLE 1. The classification and the rate percentage of the students pre-test in experimental class using Creative Problem Solving (CPS) .....	53
TABLE 2. The classification and the rate percentage of the students pre-test in controlled class without using Creative Problem Solving (CPS) .....	54
TABLE 3. The classification and the rate percentage of the students post-test in experimental class using Creative Problem Solving (CPS) .....	55
TABLE 4. The classification and the rate percentage of the students post-test in controlled class without using Creative Problem Solving (CPS) .....	56
TABLE 5. The mean score and standard deviation of pre-test and post-test using Creative Problem Solving (CPS).....	57
TABLE 6. T-test of Students' Achievement.....	58

## ABSTRACT

**Title** : **Teaching Writing Argumentation Text by Using CPS (Creative Problem Solving) to the Third Class of SMAN 1 Lilirilau**  
**Researcher** : **Dewi Gusfitriani**  
**Reg. Number** : **20401108032**  
**Consultant I** : **Erwin Hafid, Lc., M.Th.I., M.Ed.**  
**Consultant II** : **Sitti Nurpahmi, S.Pd., M.Pd.**

---

The objective of the research was to find out whether the use of Creative Problem Solving (CPS) can improve writing ability of the third year student of SMAN 1 Lilirilau or not.

This research applied a quasi-experimental design with experimental class and controlled class. There were two variables in this research, namely independent variable (the use of Creative Problem Solving) and dependent variable (the students' ability in writing argumentation text).

The population of this research was the third year students of SMAN 1 Lilirilau. There are 5 classes; there are 20 students in each class so the population of the third year students consisted of 120 students. This research applied purposive sampling. The writer took 2 classes as the sample of research from the sixth class, (XII IS 2 as the experiment class and XII IS 1 as the controlled class). The instrument of this research was a test to examine the students writing ability.

The findings of this research indicate that there was a significant difference between the pre-test and post-test. In pre-test, the students' mean score in experimental group was 63.15 while the students' mean score in controlled group was 60.25. In post-test, the means score of Experimental Group was 71.5 and the controlled group was 65.35. The students' standard deviation of pre-test in experimental group was 4.88 and 5.57 in controlled group. While the students' standard deviation of post-test in experimental group is 8.67 while in Controlled Group was 7.57. It means that the mean score of Experimental Group was higher than the mean score of Controlled Group and so does the standard deviation. This means that the students' writing ability is improved after being exposed to a treatment, Creative Problem Solving (CPS). From the t-test, the researcher found that the value of t-test (3.66) is greater than the value of t-table (2.021) on alpha level  $\alpha$  or level significance  $p=0.05$  at the degree of freedom (df) of 38.

This means that the result of teaching the students in writing through Creative Problem Solving (CPS) has a significant influence towards students' writing ability improvement. In other words, using Creative Problem Solving (CPS) in teaching the students writing argumentation text can effectively improve their writing ability.

## **CHAPTER I**

### **INTRODUCTION**

This chapter presents background, problem statements, objective of the research, the significance of the research, the scope of the research, and the operational definition.

#### ***A. Background***

Language is one of important aspect to build up the nation and being an indicator of the people quality. But ironically, the capability of junior high school and senior high school students are still bad, moreover it is getting worse. Imran (2000) explained that according to the research which conducted by Taufik Ismail, In Asia, Indonesian students are the worst in writing. According to World Bank record (1998) about the sixth grade of elementary school read test result, Indonesia is the worst in East Asian. The average of the read test result in several countries are as follows: Hongkong 75,5%, Singapura 74%, Thailand 65,1%, Filipina 52,6%, and Indonesia 51,7% ( Semiawan, 2003).

Semiawan explained that the result of the research showed that In Indonesia, the students could understand the text only 30% and had a trouble in answering the questions which needs intellectual activity. Semiawan also wrote the students' achievement of the second grade of junior high school. For science they were in 32th

level and 34th for Math of 38 countries it is according to The Third International Mathematics and Science Study-Repeat (TIMSS-R) findings on 1999.

Sarwoko (2003) said that writing is the poorest intellectual culture. It seems that the learning process transpires unstable, without goal and monotonous. In sequence, it feels boring for students and as a result the students' ability in using language especially English are bad. The students do not have a chance to express their ideas.

English lesson is divided into four skills. They are listening, speaking, reading, and writing. Reading and writing are the most important skills which give a great benefit for life and it is not a new thing for students because it had been being learnt since at elementary school.

Writing is sometimes seen as the “flip side” of reading. It is often assumed that adolescents who are proficient readers must be proficient writers, too. If this were the case, then helping students learn to read better would naturally lead to the same students writing well. However, although reading and writing are complementary skills whose development runs a roughly parallel course, they do not necessarily go hand in hand. Many adolescents are able to handle average reading demands but have severe difficulties with writing. Moreover, the nature of the relationship between reading and writing skills changes over time (Fitzgerald & Shanahan, 2000).

Writing well is not just an option for young people—it is a necessity. Along with reading comprehension, writing skill is a predictor of academic success and a

basic requirement for participation in civic life and in the global economy. Yet every year in the United States large numbers of adolescents graduate from high school unable to write at the basic levels required by colleges or employers. In addition, every school day 7,000 young people drop out of high school (Alliance for Excellent Education, 2006), many of them because they lack the basic literacy skills to meet the growing demands of the high school curriculum (Kamil, 2003; Snow & Biancarosa, 2003). Because the definition of literacy includes both reading and writing skills, poor writing proficiency should be recognized as an intrinsic part of this national literacy crisis.

Most contexts of life (school, the workplace, and the community) call for some level of writing skill, and each context makes overlapping, but not identical, demands. Proficient writers can adapt their writing flexibly to the context in which it takes place.

In the school setting, writing plays two distinct but complementary roles. First, it is a skill that draws on the use of strategies (such as planning, evaluating, and revising text) to accomplish a variety of goals, such as writing a report or expressing an opinion with the support of evidence. Second, writing is a means of extending and deepening students' knowledge; it acts as a tool for learning subject matter (Keys, 2000; Shanahan, 2004; Sperling & Freedman, 2001).

In Kurikulum Tingkat Satuan Pendidikan (KTSP) there are too many materials which is relevant with writing lesson, one of them is writing argumentation

text. But in fact, the lesson about how to write properly sometimes is forgotten. It is also according to the assumption that writing ability is an aptitude.

Students' ability in writing always be a problem which is discussed in any occasion, for instance in seminars. The most important problems are the structure and the diction is not appropriate with the context.

Writing ability cannot be achieved instantly but must be trained continually. Writing lesson in school is to facilitate students to develop writing skill. Because of that, a method to increase their interest and motivation in writing is really needed.

Many approaches or techniques have been applied by the teachers at SMAN 1 Lilirilau Kabupaten Soppeng in general the technique in teaching writing. We can improve the teaching of writing in order that the students are actively involved in writing class particularly in the given in task.

Realizing such condition, English teachers at SMAN 1 Lilirilau Kabupaten Soppeng are demanded to be more creative in presenting their lesson, particularly reading material, since reading is considered the most important skill to be mastered.

Most of the students at SMAN 1 Lilirilau Kabupaten Soppeng find difficulties in writing paragraphs. This problem probably appears because they lack of vocabulary and they have low mastery in grammar. In other words, the problem will make them hard to write their ideas.



According to the teacher at SMAN 1 Lilirilau Kabupaten Soppeng, there are students have a good ability to write but there are also have problem in finding the appropriate word. In commonly the students get difficulties in finding and generating ideas; they feel confused to start their writing; moreover the students have low motivation and seem uninterested in writing.

In solving the problem above, the writer as an English Tutor gives them the best solution by Using Creative Problem Solving (CPS) as one of the latest techniques by utilizing creativity to improve students' writing ability. Because the materials of Creative Problem Solving (CPS) aims to help students more interested in learning writing and meet the students need of which having individual differences in mastery learning and helps students to think and act creatively.

Based on the previous description, hence writer takes a title that is: "Teaching Writing Argumentation Text by Using CPS (Creative Problem Solving) to the Third Class Students of SMAN 1 Lilirilau Kabupaten Soppeng."

## ***B. Problem Statements***

Referring to the previous background, the researcher formulates research question:

1. To what extent can Creative Problem Solving (CPS) increase the students' Writing ability at the third year students of SMAN 1 Lilirilau Kabupaten Soppeng?

2. What are the perceptions of students of SMAN 1 Lilirilau Kabupaten Soppeng towards the use of Creative Problem Solving in learning writing?

### ***C. Objective of the Research***

Based on the research questions above, the objective is hoped to be achieved find out the improvement of the third year students' writing ability of SMAN 1 Lilirilau Kabupaten Soppeng by using Creative Problem Solving (CPS).

### ***D. Significance of the Research***

The result of the research is expected to be useful information and a reference for the teacher in improving the students' writing ability by using Creative Problem Solving (CPS), especially for the teachers in SMAN 1 Lilirilau Kabupaten Soppeng. To be useful and helpful reference and motivation for the students in increasing their knowledge and their ability in writing.

### ***E. Scope of the Research***

The scope of the research involves improving student's writing ability by using Creative Problem Solving (CPS) strategy, According to Osborn, Creative Problem Solving (CPS) involves three basic stages: fact-finding, idea-finding, and solution-finding(1994: 4).

## **F. *The Operational Definition of Term***

### 1. Creative Problem Solving

According to Isaksen et al., CPS (Creative Problem Solving) is a methodological framework designed to assist problem solvers with using creativity to achieve goals, overcome obstacles and increase the likelihood of enhancing creative performance (1994).

Mitchell et al., in *Creative Problem Solving* said that Creative Problem Solving or CPS is a process, method, or system for approaching a problem in an imaginative way and resulting in effective action.

CPS consists of three main components, they are: Understanding the Problem, Generating Ideas, and Planning for Action and also it has six specific stages. The explanation is as below:

- 1) Mess finding is an effort to identify a situation that presents a challenge.
- 2) Data finding is an effort to identify all known facts related to the situation; to seek an identify information that is known but essential to the situation is identified and sought.
- 3) Problem finding is an effort to identify all the possible problem statements and then to isolate the most important or underlying problem.

- 4) Idea finding is an effort to identify as many as solutions to the problem statement as possible.
- 5) Solution finding is use a list of selected criteria to choose the best solution(s) for action.
- 6) Acceptance finding is making every effort to gain acceptance for the solution, determine a plan of action, and implement the solution.

(Mitchell et al., 1999)

## 2. Argumentation/argumentative text.

According to Ozagac (2006:1) state that in this kind of essay, we not only give information but also present an argument with the PROS (supporting ideas) and CONS (opposing ideas) of an argumentative issue. We should clearly take our stand and write as if we trying to persuade an opposing audience to adopt new believes or behavior. The primary objective is to persuade people to change beliefs that many of them do not want to change.

According to Fitzpatrick (2005) state that Argumentative Essay is a writing that requires students to investigate a topic, collect, produce, and evaluate evidence and establish a position on the topic briefly. In argumentative essay we have to persuade the audience or the reader to consider our point of view. If they may not agree with us, then we need to

show respect for opposing points of view, we must choose the right vocabularies, and we must write clearly and logically.

## **CHAPTER II**

### **REVIEW OF RELATED LITERATURE**

This chapter deals with some previous related research findings, some pertinent ideas, resume, theoretical framework, and hypothesis.

#### ***A. Previous Research Findings***

The previous research findings to writing argumentation are described as follows:

Riswanto conducted his research on the use of mind mapping in teaching writing. He found out that Mind Mapping Strategy improved students' writing achievement. From the t-test calculation of the pre test result was known that t- obtained was 0.25 by using t- table p level and 64 df results in a figure of 2.0, so the obtained < t- table (0.25 < 2.0). It means that there was not a statistically, the average of two groups were the same grade. Then after giving the treatment for sixteen meetings the post test was given to the two groups. The mean score of the experimental group was 68.1212 and the control group was 62.7727. In testing the significant difference between these two group means; t- obtained was 2.7 and t- table value at 0.05 p level and the 64 df was 2.0. So that t- obtained > t- table (2.7 > 2.0). It meant that there was a significance difference on students writing achievement which was taught through Mind Mapping Strategy.

Ainul Yaqin in her research “pengaruh metode pembelajaran problem solving terhadap hasil belajar siswa pada standar kompetensi dasar-dasar kelistrikan di SMK Negeri 1Jetis”. The result of data analysis showed that the average results of the experimental class is 79,46 with standard deviation 4,97, while the results of the learning of students who are learning by using conventional methods is of 76,52 with standart deviation 3,50. Based on these results, then it can be inferred that the classes that use a learning problem solving learning outcomes has a value that is more significant than the classes that use conventional learning.

Nurani Aisyah in her research said that the students were very interested in learning physics when she used Creative Problem Solving in physics lesson.

Nining Syarifah also conducted a research on using Creative Problem Solving method, in her thesis “Implementasi pembelajaran creative problem solving (cps)dengan menggunakan multimedia dalam pembelajaran geometri di kelas II SD Negeri Kasin.” She said that the classes that use a learning problem solving learning outcomes have a value that is more significant than the classes that use conventional learning.

Dini Fadila in her research “ pengaruh model pembelajaran creative problem solving (cps) dan model pembelajaran think pair share(tps) dengan menggunakan media powerpoint terhadap hasil belajar siswa pada pokok bahasan kubus dan balok kelas viii smp negeri 1 sragi tahun pelajaran 2010/2011” explained that using Creative problem solving is better than conventional method.

## **B. *Some Pertinent Ideas***

### **1. The Concept of Creative Problem Solving (CPS)**

#### **a. The Definition of Creative Problem Solving (CPS)**

*Creative Problem Solving* is a learning model which is centered to problem solving skill, which is followed by creativity reinforcement. When facing a question, the students can solve the problem by choose and develop their ideas, not by memorizing without thinking, problem solving skill expands the thinking process. (Pepkin, 2005).

#### **b. The History of Creative Problem Solving(CPS)**

CPS emerged through several decades of work by a number of writers, developers, researchers, and trainers (Treffinger, 2000). Alex F. Osborn developed the original description of CPS. In 1952, Osborn published a seven-stage CPS process, based on his work in the advertising field. The stages were: orientation, preparation, analysis, hypothesis, incubation, synthesis, and verification (Treffinger, 2000).

In 1963 Osborn presented his modified conception of CPS. He condensed the seven-stage process into three stages: fact-finding (problem definition and preparation), idea-finding (idea production and development), and solution-finding (evaluation and adoption of a final solution). Also he began to work with Sidney Parnes around that time.

In the 1960s Parnes and his colleagues developed and tested experimentally the five-stage revision of Osborn's original framework comprised of fact-finding,



problem-finding, idea-finding, solution-finding, and acceptance-finding (Treffinger, 2000). This revised framework came to be known as “Osborn-Parnes approach to creative problem solving” (Isaksen & Treffinger, 2004). It was diverse and drew 21 various tools and methods from other creativity and problem solving models (Isaksen & Treffinger, 2004). This version was used in the Creative Studies Project.

In the 1970s Ruth Noller worked with Parnes and others in succeeding developments and applications of the early five-step model (Treffinger, 2000). In 1976, these efforts resulted in their depiction of the five-step CPS model, which illustrated for the first time the alternation of divergent and convergent thinking in the CPS process (Treffinger, 2000). This model continued to be broadly disseminated in the 1970s and 1980s (Isaksen & Treffinger, 2004).

Meanwhile, since the introduction by Osborn of CPS in 1952, there had been a number of limitations in regard to the model. For example, CPS was seen as focusing mainly on divergence and was often confused with brainstorming (Isaksen, 1996). Therefore, Isaksen, Treffinger, and Firestien (1982) introduced a range of convergent tools to balance the prior focus on divergent tools. Isaksen and Treffinger (1985) also introduced the six divergent rules and six convergent rules. Previously CPS had lacked explicit principles to carry out diverging and converging steps successfully, so people had had to rely on their intuition (Treffinger, 2000). However, these new rules enabled people to make a constant quality performance of CPS.

Introducing those tools and rules, Isaksen and Treffinger (1985) articulated the necessity of a more deliberate balance between the divergent and convergent

phases within CPS. They explained the importance of the “dynamic balance” (Isaksen & Treffinger, 1985) by mentioning that it enabled people to establish a reasonable balance between generating numerous ideas and making good choices and decisions about them.

In addition to the notion of the dynamic balance, Isaksen and Treffinger (1985) added to CPS a sixth deliberate step called Mess-Finding. The stage put at the front end of the process involved exploring people’s interests and concerns to consider a number of general topics that might serve as starting-points for CPS.

Isaksen and Treffinger (1985) also discussed a “bucket” analogy of using CPS. Their idea was to treat each of the six stages as if it were a large bucket holding many tools. The analogy suggested that the components, stages, and phases of CPS might be used in a variety of different orders or sequences, based upon the needs of a problem solver (Treffinger, 2000). Because the description of CPS continued to depict a linear series of stages for problem-solving activity. According to Isaksen and Dorval (1993), CPS practitioners in the 1980s kept using the prescriptive application of CPS.

In 1987, Isaksen and Treffinger concluded that because of the new process modifications, the entire CPS process could no longer be properly run through in one setting. This finding was also confirmed by examining how people actually applied CPS in real problem-solving situations (Treffinger, 2000). To resolve this issue, the six stages of CPS were organized into three main components: Understanding the

Problem, Generating Ideas, and Planning for Action (Isaksen & Dorval, 1993). CPS became a process composed of three components and six stages at this point.

Also, the constructivist movement in educational research and learning theory in the early 1990s influenced the thinking of Isaksen and Treffinger about more flexible approaches to CPS (Isaksen & Treffinger, 2004). This movement led them to a concept that it was important to enable people to personalize their understanding and application of CPS. They considered that the implementation of the concept would enhance the power and practicality of CPS. This concept change led to another big shift of perception toward CPS. <sup>23</sup> In 1993, Isaksen and Dorval changed the graphic depiction of CPS substantially: the framework was completely broken apart into three independent components. This critical development of the CPS graphic was expected to promote a completely descriptive use of CPS.

Furthermore, in 1994, based on the development, Isaksen, Dorval and Treffinger created two new, free-standing stages for CPS: Task Appraisal and Process Planning. The former determined the appropriateness of the use of CPS, and the latter planned three things: the entry point into the framework, the pathway through it, and the exit from it. These two stages prepared problem solvers to carry out the remaining six-stage process of CPS. As a result, the stages enabled them to avoid wasting energy and efforts on activities that they did not really need (Treffinger, 2000).

In 1995, Miller, Vehar, and Firestien (2001) modified the process to make it easier to understand and use. Accordingly, the names of the components and stages were changed into plain English.

**The Comparisons of the Names of the CPS Components and Stages among the three model.**

--	Osborn-Parnes' CPS	Isaken et al's CPS	Miller et al's CPS
Components	N/A	Understanding the Problem	Explore the Challenge
		Generating Ideas	Generate Ideas
		Planning for Action	Prepare for Action
Stages	Objective-Finding	Constructing Opportunities	Identify Goal/Wish/Challenge
	Fact-Finding	Exploring Data	Gather Data
	Problem-Finding	Framing Problems	Clarify the Problem
	Idea-Finding	Generating Ideas	Generate Ideas
	Solution-Finding	Developing Solutions	Select & Strengthen Solutions
	Acceptance-Finding	Building Acceptance	Plan for Action
	--	Appraising Tasks	--
	Designing Process		

(Hideki Muneyoshi, 2004)

**c. The aim of Using Creative Problem Solving**

The aim of Creative Problem Solving model is as follows:

- a. The students will be able to explain the steps to solve the problem in creative problem solving.
- b. The students are able to find the possibility strategies to solve the problems.
- c. The students are able to evaluate the possibilities and link it with the available criteria.
- d. The students are able to choose the appropriate solution.

- e. The students are able to make a plan in strategy implementation.
- f. The students are able to articulate how to use Creative Problem Solving in many situations.

(Nurul Dini Fadila, 2011)

## **2. The Concept of Writing**

### **a. Definitions of Writing**

Hilgard (1948) states writing is discovery process, it involves discovering ideas. Discovering how to organize them and discovering what that you want to put ever to your reader.

Writing is very complex. It is neither an easy as spontaneous activity. Writing needs some mental efforts that must be combined and arranged. Writing needs hard working, when the students do writing. They not only have to keep minds but also considered the past opinion or ideas, which are relevant to their goal at the teaching.

Meyers (2005) said that writing is a way to produce language you do naturally when you speak. Writing is speaking to other on paper – or on a computer screen. Writing is also an action – a process of discovering and organizing your ideas, putting them on a paper and reshaping and revising them. In other words, Palmer (1994) states that writing is recursive. It goes back and forth we plan a little, put words on paper, stop to plan when we want to say next, go back and change a sentence, or change our minds all together.

Harmer (2004) states that writing is a process and that we write is often heavily influenced by constraints of genres, then these elements have to be present in learning activities. Boardman (2002) states that writing is a continuous process of thinking and organizing, rethinking, and reorganizing. Writing is a powerful tool to organize overwhelming events and make them manageable. Writing is really a form of thinking using the written word.

From the definitions above I can conclude that writing is a way to produce language that comes from our thought. It is written on a paper or a computer screen.

#### **b. The Purpose of Writing**

Everybody have a certain purpose in writing, according to Tarigan (1994), the purposes of writing is as follows:

- Giving information or explaining something is informative text.
- Making sure or insisting is persuasive text.
- Entertaining or for amusement/aesthetics purpose is called literary text.
- Expressing feeling and impassioned emotion is called expressive text.

There are other purposes in writing that said by Hugo Hartig in (Tarigan, 1994) as follows:

- Assignment purpose is someone writes because he got a task to write.
- Altruistic purpose, the purpose is to amuse the readers.

- Persuasive purpose is to convince the readers about the content of the text.
- Informational purpose is to give information to the readers.
- Self-expressive, the purpose is to deliver the writer's feeling to the readers.
- Creative purpose is the text is written to reach the artistic values.
- Problem-solving purpose is to solve the problem which faces by the readers.

Meanwhile, according to Akhmadi (1990), the purposes of writing are:

- Encourage the students to write honestly and responsible in language use.
- Stimulate the students' imagination and contemplative faculties or students' intellect.
- Produce a good essay and use appropriate dictions.

### **c. Requirement of a Good Writing**

There are some characteristic of a good writing. A text or paragraph may these for to be understood as a visible division of the subject method. The deviation is initially a convenience to the reader; it prepares him turn attention to something new. In writing a good text or paragraph should have four qualities, e.g. completeness, unity, order, and coherences.

### 1. Completeness

a complete text or paragraph contains details as fact such as name are specifics individual, data, figures, cost, location, signal or statistical detail.

Completeness means the controlling idea thoroughly develop by the use of particular information.

### 2. Unity

Order in text or paragraph is like organization easy, but is smaller in space so it may be simpler to consider order as direction. Thus order chronological steps to express the ideas the written form. Houghton Mifflin says that “chronological order is a way organizing according to the time in which are happen not. I began with what is oldest what happen first and the end with what in newest or happen tats.

### 3. Coherences

The last characteristic of the text or paragraph is coherence. Coherence means stick together, coherence is basically a matter of having the part of a piece of writing in the right with the clear process. Whenever we think about object systematically we are compiled to realism, that certain things, come coherence is the clear and orderly presentation of ideas. Obviously, the ideas closely related with language matter. Usually to measure the student’s ability in writing skill teachers give a writing test. A good writer must have requirement to result in comprehensible and acceptable piece of



writing. Harris (1969: 69) defines the general component in writing process are as follow:

- Content: the substances of the writing idea expressed.
- Form: the organization of the context.
- Grammar: the employment of grammatical form and syntactic patterns.
- Style: the choice of structure and lexical item to give a particular tone flavor to writing.
- Mechanic: the use of the graphic convention of the language.

#### **d. Kinds of Genre**

Gerot and Wignell (1998: 17) as cited in Dwi Nur Indah (2010) say “Genre defined as culturally specific text people which result from using language (written or spoken) to help accomplish something”. According Gerot (is cited in), Dwi Nur Indah (2010), he divides the genre into story genre and factual genre.

##### 1. Story consist of :

- a. Narrative: to tell story as means of making cancel of events and happening in the world, it can be both informing and entertaining.
- b. New story: to inform reader the event of the day that are considered news wordily or important.
- c. Exemplum: to deal with incident that is in some respect out of the usual, point to some general value in the cultural context.

- d. Recount: to reconstruct past experiences by retelling events and incidents in the order in which they have occurred.
  - e. Anecdote: to share with others an account of unusual or amusing incident.
  - f. Spoof: to retell an event with humorous twist.
2. Factual genre consists of:
- a. Procedure: to show how something can accomplished through a series of type or action to be taken.
  - b. Explanation: to explain why thing are as they are or how things work.
  - c. Report: to present factual information about a class of things usually by first class them and then describing their characteristic.
  - d. Exposition: to advance or justify an argument or put forward a particular point of view.
  - e. Discussion: to present factual information and opinion about more than are side of an issue. It may and with recommendation based on the evidence presented.
  - f. Review: the critique and network or event for a public audience.
  - g. New item: to inform reader the event of the day that is considered news worthy or important.

- h. Commentary: to explain the process involved in the information (evaluation) of a social cultural phenomenon or through a natural phenomenon.

The kinds of the text which are given to the students to do will depend on their age, interest, and level. For intermediate students and advance students.

**e. The Process in Writing**

Meyers (2005) states that there are six steps to make a good writing, among others;

1. Exploring Ideas

Writing first involves discovering ideas. Before writing, let our mind explore freely. And then record those thoughts by writing on whatever you can. As in speaking, you must have something to say, a reason for saying it, and someone to say it to.

➤ Your Subject

Before writing ask yourself, “what is the subject or the material want to write about and what do I know about it?” Choose a subject that you care about and know about (or can find out about). Then you will have something interesting to say, and you will say it more clearly and confidently. You must select and then narrow your subject from the general you will practice doing that in the exercise that follows.

➤ Your Purpose

After deciding the subject, now ask yourself, “What is the purpose?”

Communicating always has a purpose: to persuade or to entertain or may be to do all three. You could inform, persuade or to entertain your classmate with example of odd incidents you have experienced at your job.

➤ Your audience

After deciding your subject and your purpose, ask yourself, “Who is the audience?” To answer to that question will determine what you say about your subject and what the purpose you hope to achieve. You may need to provide a lot of evidence to persuade a reader who does not agree with your opinion, but provide far less for someone who tends to agree with you.

## 2. Pre Writing

The second step of the writing process involves writing your thoughts on paper or on the computer. This step is called pre writing. It is a time to relax, to write quickly and to begin organizing your thoughts.

➤ Brainstorming

One way to capture your thought is by brainstorming, or listing thoughts as they come to you. You might brainstorm a second or third time to generate more ideas.

➤ Clustering

In clustering, you write your subject in the middle of the page and then circle it. You write related ideas around the circle as they occur to you. Then you circle the ideas and connect them to your subject circle. These related ideas are like branches.

➤ Free Writing

Another way to get started is free writing. You simply write about the subject without worrying about sentence, structure, spelling, logic and grammar. Writing as you would speak so that you can get your ideas down fast.

### 3. Organizing

After you have put your ideas into words, you can begin to organize them. This process involves selecting, subtracting, and adding. Think again about your purpose and audience what goal does you want to accomplish – to inform, persuade, or entertain? What point do you want to make? And what should you tell your readers so that you can accomplish those goals?

Return to your pre writing and do the following:

- Underline or highlight best ideas in your brainstorming list, putting related ideas together. Add to the as more ideas occur to you and remove or ignore the parts that are not related to your choices.
- Choose the part of the clustering diagram that has the best ideas. Do a second clustering diagram that explores those ideas in greater detail.

Ignore the parts of the original diagram that are not related to your choice.

- Circle or highlight the best parts of your free writing. Do a second even a third free writing on them, ignore the parts of each free writings that are not related to your choice. And focus more specifically on your subject and add more details.

- Outlining

After selecting, subtracting and adding, the writer can make an informal outline.

(Meyers, 2005)

#### 4. Writing The First Draft

You have done some pre writing, selected your best ideas, expanded on them, and arranged them in some reasonable order. Now you can begin the first draft of your paragraph. Don't worry about being perfect, so write fast as if you were speaking to your readers.

Some steps for drafting can be stated as follows:

- a. Say something about before you write in
- b. Write fast by hand or by computer
- c. Use only one side of the paper
- d. Leave wide margins and double space to make room for changes.
- e. Save your work every five or ten minutes on the computer.

(Meyers, 2005)

## 5. Revising the Draft

Revising is among the most important steps in writing, especially for people who write in a second language. Revising means improving what you have already written. When you revise, you examine how well your first draft makes its point and achieves its purpose for its audience. That may require rearranging ideas, developing ideas further, cutting out ideas that do not support your point, and changing the wording of your sentences.

These are some tips for revising:

- a. Make notes in the margins or write new material on separate sheet of paper.
- b. Circle words you think you misspelled or will want to change later
- c. Tape or staple additions where you want them to go.
- d. On the computer, use cut and paste or insert commands to move things around.
- e. Print out a double space copy for revisions: slow down and revise in pencil.

(Meyers: 2005)

## 6. Producing The Final Copy

There are two steps in producing the final copy, they are:

### a. Editing

After you have revised your paragraph, you can edit your work. Check in carefully. Focus on grammar, words choice, verb forms, punctuation, and spelling. Read the paper more than once. Copy it over or print it out again

with all your corrections. This draft should be net and should represent your best effort. (Meyers, 2005)

b. Proofreading

The final stage in the revision process is proofreading. That means carefully reading your draft more than once to check that your revisions and editorial changes were made correctly. (Meyers, 2005)

**f. Types of Writing Exam**

Among the many different kinds of exam tasks that are currently in use, the following are some of the most common:

- a. Applications letter and CVs
- b. Articles, reports, and reviews
- c. Description of pictures, paintings, or events
- d. Discursive compositions
- e. Leaflets
- f. Letters (informal and formal)
- g. Narratives
- h. Transactional letters

(Meyers, 2005)



### **3. The Concept of Argumentation**

#### **a. The Definition of Argumentation Text**

According to Keraf (2007), argumentative essay is a rhetoric model which tries to influence the others attitude and opinion, and then the readers will be sure and act as the writer's want.

Argumentative paragraph is paragraph which showing reasons, examples, proofs, and etc. that used by the writer to influence the readers to change their mind, (Jhunseichi, 2014).

In argumentation, the writer delivers his opinion followed with explanations, and reasons to influence the readers. Data, facts, and reasons are the absolute things that must be used in argumentative essay.

The elaboration of argumentation paragraph must be filled by sentences that include reasons to make others believe and accept the writer's opinion. The reasons can be developed through some methods, they are: (1) Definitions; (2) cause-effect; (3) condition; (4) similarity; (5) comparison; (6) contradiction; (7) testimony and authority. (Jhunseichi, 2014).

### **4. The characteristics of Argumentation.**

According to Endy, good argumentative writing depends on three specific qualities, the first is precision in argument and use of terms, the second is grounding the evidence, and the last is clarity and concision in prose.

Meanwhile, According to Semi (2008), argumentative essay has characteristics as follows:

- Change the readers' opinion and do not make the readers to decide.
- Convincing the readers by using logic writing.
- Trying to prove the truth of the opinions.
- Using facts as proves to convince readers.

According to Junseichi (2014), the characteristic of Argumentation are:

- Explanations to make the readers believe to the writer.
- Including facts, it can be pictures, graphics, data, or anything to support the opinion.
- Observation and research is needed before writing, it can be the writer's experience.
- There is conclusion at the end of the paragraph as the information for the readers.

## **5. Kinds of Argumentation**

According to Junseichi (2014), there are three kinds of argumentation:

### **a. Analogy**

Analogy is inductive reasoning by comparing two things that have many similarities. Example: "The human behavior is like the rice plant that outspreaded in a farm. When the human have skill, magnificence, and wealth, they will be modesty and generous. Just like the rice plant, when it is filled, it will be stooped. The empty seed will be standing".

b. General

General is inductive reasoning by take a conclusion according to some data. Example: “After checking the eighth class essay, Ali, Toto, and Burhan get 8 score. The others get 7 score and Maman the one who get 6 score, and no one get poor score. It can be concluded that the eighth students good enough in writing”.

c. Cause-Effect

Cause-effect is a text that opened by a fact which causing cause, and being an effect at the end of paragraph. Example: “The dry season is long enough this year, previously, the trees in the forest as water absorbent was felled. In addition, irrigation in the village is not run smoothly. Coupled with the fertilizer’s price is being more expensive and the farmers’ knowledge about farming is less. Therefore, it is not surprising if the harvest is always failed”.

## **6. The Structure of Argumentation Text**

a. Title

The best titles provide a brief and catchy summation of your essay’s argument. Suppose your essay will argue that cats make great house pets. A title that conveys your argument might be something like this: “The Hidden Genius of the Playful Cat.” This title is better than one that merely conveys your topic, such as “Are Cats Good Pets?” or “Assessing the Merits of Cats.” Even these topic-conveying titles, however, are better than “Midterm Essay #1.” Because your title will depend on your final argument, it is usually best to write the title after you have drafted the essay.

### b. Introduction: The First Paragraph

Start with an opening hook to catch your readers' interest. One strategy is to pose a puzzle or question that your essay will then resolve. Whatever you do, keep it brief, and make sure that your opening hook provides a bridge to your thesis statement. Also be sure to avoid general statements that make sweeping and unsupported claims (e.g. "Since the beginning of time, people have wondered..." or "Americans have always valued their material possessions."). Another common flaw in introductions is the empty "warm up" sentence. These sentences might at first glance appear to have substance, but they really contribute nothing to your argument (e.g. "In order to assess the causes of the revolution, it is important that we carefully consider numerous factors.>").

The thesis statement should be one or two sentences long, and it should at minimum present your thesis to readers. Ideally, you can also briefly explain your main reasons behind the thesis. For instance, if your thesis will argue that "Cats are better than dogs," include in the thesis a brief explanation of your main sub-arguments: "Cats are better than dogs because they possess a sense of independence, dignity, and hygiene that dog's lack." As with the opening hook, keep the thesis statement brief. In a short essay (i.e. anything under ten double-spaced pages), the introduction should be just one paragraph total, about a half-page in length. Save specific evidence for the body.

c. Body

Each paragraph in the body of the essay should start with a topic sentence. The topic sentence should announce the argument of the paragraph and make clear how the paragraph's evidence will support the essay's overall argument. The rest of the paragraph should then present and explain evidence that will support the topic sentence. In a sense, the phrase "topic sentence" is little misleading, because this sentence should convey the paragraph's argument, not simply its topic. Resist the temptation to cram too much into one paragraph. Each paragraph should develop one distinct idea. If you squeeze too many different ideas into one paragraph, your topic sentence will become muddled or it will introduce only one of the paragraph's several ideas. When you see this happening, split the paragraph into two, each one starting with its own topic sentence. Although you can make exceptions to this rule, each supporting body paragraph should be about a half-page in length. This length usually provides enough space for supporting evidence, without cramming too many ideas into one paragraph.

d. Conclusion: The Last Paragraph

Some professors want the conclusion to provide a simple summary of your main argument. Other professors (like me) find this approach repetitious and boring. By the end of the body, a good essay will already have established its core argument. Use the conclusion to raise broader ideas that flow from your argument and evidence. Perhaps you can offer some lessons that people today should draw from your argument. Perhaps you see interesting parallels to another time, place, or issue.

Perhaps you have found an interesting personal or emotional reaction to the material. Feel free to be speculative and thoughtful. After presenting careful evidence in the body of the essay, you have earned the right as an author to share broader ideas with your readers in the conclusion.

(Endy, 2011)

## **7. Tips for Writing Argument Essay**

- Choose an appropriate, focused topic (ex: Airport Security)
- Explore and decide your position for this topic
- Predict opposing arguments
- Consider your audience and occasion
- Decide on which points you will argue (ex: Safe Traveler Card, etc.)
- Decide on which points you will refute in the concession (ex: Loss of privacy, etc.)
- Write a thesis that is focused, arguable, and opinionated (ex: If every US citizen had a Safe Traveler Card, airlines could screen for terrorists more effectively than they do now and avoid procedures that single out individuals solely on the basis of race.)
- Offer evidence that effectively supports the claims through evidence like:
  - personal experiences (in this instance, it's okay to use the 1st person point of view—I, me, etc. to briefly give the personal evidence, then return back to 3rd person point of view.

- the experiences of others,
- facts,
- Statistics from current, reliable sources,
- Hypothetical examples, and
- Testimony from authorities and experts.
- Analyze the evidence for effectiveness.
  - Select which of all the different gathered evidence you will use.
  - Highlight and annotate your evidence. This will help you decide which parts of your evidence are strongest, and therefore appropriate for your essay.
  - Decide what pieces of evidence you'd like to quote directly.
  - Summarize and paraphrase the other pieces of evidence.
- In drafting, consider Rogerian or Traditional techniques
- Create an argumentative outline
- Write the Essay!

Check to see how your instructor wants you to format your essay. **MLA formatting** may be required.

- Rethink the essay by:
  - Evaluate purpose/thesis/audience
  - Arguments in the body paragraphs

- Style, clarity, and evidence
- Edit the essay
  - Spelling
  - Punctuation
  - Mechanics
- Holistic Approach
  - Read it
  - Again
  - and again
- Argue logically, and avoid fallacies
- Use appropriate tone—the writer’s voice and not the spoken voice

(messac edu how to write an effective argument essay )

## **8. Argumentative fallacies**

Writers of argumentative essays must appear logical or their readers will reject their point of view. Here is a short list of some of the most common *logical fallacies*--that is, errors in reasoning. Check your rough drafts carefully to avoid these problems. "Students sometimes ask, 'If a logical fallacy works, why not use it? Isn't all fair in love, war, and argumentative essays?' The honest answer is maybe. It's quite true that speakers and writers do use faulty logic and irrational emotional appeals to persuade people every day (one needs only to look at television or a



newspaper to see example after example after example). But the cost of the risk is high: if you do try to slide one by your readers, and they see through your trick, you will lose your credibility instantly. On the whole, it's far more effective to use logical reasoning and strong evidence to convince your readers to accept your point of view." (This except taken from *Steps to Writing Well with Additional Readings*, 10th Ed. By Jean Wyrick)

### 1. The Most Commonly Used Fallacies

A fallacy is an often plausible argument using false or illogical reasoning.

- **Appeal to Pity** (Ad Misericordiam) — an argument that appeals to another's sympathy; not answering the argument.

EX: A woman applies to college. When the Admissions Director asks about her grades, test scores, and extracurricular activities, she states that she didn't have much time to study because her mother has been sick for several years and she has had to work through almost all of high school.

- **Appeal to Ignorance** (Ad Ignorantum) — asserting a proposition is true because it has not been proven false.

EX: Taking vitamin X is good for you since nobody taking it has become sick.

- **Arguing by Association** — an argument used to promote guilt by association

EX: Both Senator Muha and Latin American Marxists are critics of the Chilean government; therefore, Senator Muha must be a Marxist.

- **Argument Backed by a Stick** (Force; Argumentum Ad Baculum) — resorting to threat in order to have a point accepted.

Example: Our paper certainly deserves the support of every German. We shall continue to forward copies of it to you, and hope you will not want to expose yourself to the unfortunate consequences in case of cancellation.

- **Bandwagon Appeal** (Ad Populum) an argument that suggests one is correct if they go along with the “crowd”.

Example: Every fashionable senior this year is wearing a piece of Navajo jewelry.

- **Begging the Question** (Circular Reasoning) — you report what is true, repeating what you believe, only in different words.

Example: I am in college because it the right thing to do. Going to college is expected of me.

- **Contradictory Premises** — the points of the argument contradict each other; therefore, there is no argument.

Example: If God can do anything, he can make a stone so heavy that He won't be able to lift it.

- **False Alternative** (either/or syndrome) — all other possibilities, explanations, or solutions are ignored.

Example: Given the alarming number of immigrants in the U.S. who fail to learn English and speak it, mandating English as the official language of our country must be done. (Messac.edu, 2012).

## **9. Framing Argument by using Different CLAIMS**

The thesis for the argument needs to be opinionated or debatable. The thesis will usually fall into 4 different categories or claims. Make sure that the thesis fits one of the following types of claims. Sometimes, an arguable thesis may overlap and use 2 or even 3 different claims. Remember, the more claims that incorporate into the thesis, the longer the essay will be. Be sure to construct a focused and narrow thesis-claim that will allow the writer enough room to write a full essay on the topic.

### **1) Claims of Fact or Definition**

If choosing to make a claim of fact or definition, be sure that you choose a debatable fact or definition. For example, if a student claimed that the Brazilian Samba was a slow graceful dance, it would only take a few moments of research for me to find that it is actually a fast-paced, rhythmic, and lively dance. So clearly, this claim would not be debatable; there is no argument. However people disagree about many supposed "facts." One debatable claim I always encounter in the classroom is whether or not student grades really measure achievement. Another claim is whether or not a lie-detector test is really accurate. Are methods of torture (i.e. water-boarding) necessary

measures the government should undergo in order to get a suspect to divulge crucial information? And what constitutes "necessary measures" in the first place?

## **2) Claims About Cause & Effect**

Similar to the claims about fact or definition, claims about cause and effect need to be opinionated or debatable. It is obvious, for example, that smoking cause's lung cancer, but one could debate whether or not secondhand smoke causes lung cancer. A few recent examples of debatable cause-and-effect topics could be about the new train that has been built, traveling from Beijing to Tibet. Many feel that this train will threaten the Tibetan culture and ancient way of life. Other more typical controversial cause-and-effect topics range from the effect television has on teens to the effect testing has on the quality of education.

## **3) Claims About Solutions or Policies**

This claim is a perfect example of how 2 different claims can overlap each other. Claims about solutions or policies usually work hand in hand with claims about fact or definition. For example, because the healthcare system does not adequately assist Americans (argue that this is a fact), they should be reformed (argue for the solution/policy). Also, any policy relating to under-aged minors is always controversial

because it is difficult to define when an adolescent is capable of making a deliberate decision, just as an adult would.

#### **4) Claims About Value**

Claims about value generally lead to essays that evaluate. Anytime a writer places value on someone or something as "the best" or "superior", that writer is making a claim about value. While writers should always anticipate how to respond to the opposing viewpoint, it is particularly crucial to do so when dealing with a claim about value. For example, people who are blind have a unique culture of blindness, and many believe that living a visionless life is better than living a seeing-life. But to properly address this topic and claim, one must anticipate and respond to the opposing viewpoint, that seeing-life has significant benefits. Another example is that of Ultimate Fighting Championships (UFC). One could argue that UFC is a dehumanizing sport. The anticipated opposing viewpoint could be that UFC fighters undergo extensive training and skill-based martial arts, thus making it a viable athletic competition.

(Messac.edu, 2012)

### **C. Hypothesis**

The hypothesis of this research is formulated as follows:

1. Alternative Hypothesis (H1)

Teaching reading by using Creative Problem Solving (CPS) can improve the students' reading comprehension.

2. Null Hypothesis (H0)

Teaching reading by using Creative Problem Solving (CPS) can not improve the students' reading comprehension.

### CHAPTER III

### RESEARCH METHOD

This chapter deals with description of research design, research variable, population and sample, instrument of the research, procedure of collecting data, and technique of data analysis.

#### ***A. Research Design***

This research applied a quasi – experimental design with experimental class and controlled class. According to Nunan (as cited in dwi nur indah, 1992) experiment studies, on the other hand, control the conditions under which the behavior under investigation is observed. It aims to find out of using Creative Problem Solving (CPS), in improving the students’ writing ability. The treatment will be conducted after pre – test. The research design is presented as follow:

$$\begin{array}{l} E = \quad \quad \mathbf{O_1} \quad \mathbf{X_1} \quad \mathbf{O_2} \\ \quad \quad \quad \hline C = \quad \quad \mathbf{O_1} \quad \mathbf{X_2} \quad \mathbf{O_2} \end{array}$$

Where:

E: Experimental class

C: Controlled class

O<sub>1</sub>: Pre - test

X<sub>1</sub>: Treatment by Creative Problem Solving (CPS)

O<sub>2</sub>: Post – test

X<sub>2</sub>: Treatment by Convensional Method (Gay, 1981: 225)

## ***B. Population and Sample***

### **1. Population**

Frankell (in Dwi Nur Indah, 1993: 79) describes population as the large group to which one hopes to apply the result. Population is defined as all members the population of this research is the third year students of SMAN 1 Lirilau in 2014 / 2015 academic year. The total number of population is 60 students which consist of four classes; they are XII IA and XII IS 1 – XII IS 3. Each class consists of 15 students.

### **2. Sample**

According to Arikunto (2006) Sample is a part of population that will be investigated. The samples have been selected by using random sampling technique. After random the samples, researcher found 2 classes as the sample of research from the sixth classes (XII IS 1 as the experiment class and XII IS 3 as the controlled class).

## ***C. Variable of the Research***

There are two variables in this research; they are independent and dependent variable. Independent variable is the use of Creative Problem Solving (CPS) and dependent variable is the students' writing text argumentation ability.



#### ***D. Instrument of Research***

According to Gay (1981), instrument is an important device for collecting data in a research. The instrument for collecting data in this study is a test in the form of writing a paragraph to know the students` ability in writing argumentation text. In this research, the writer gives pre test and post test between control and experimental class.

A writing test is actually subjective as said by Haris (in Dwi Nur Indah, 2010) that composition test are a reliable measured because (1) students perform differently on different topic and on different occasion;(2) the scoring on compositions is by nature highly subjective in addition he says (2010) in writing compositions, students can cover up weakness by avoiding problems (e.g. the use of certain grammatical pattern and lexical items) they find difficult such evaluation is impossible with well prepared objective tests.

There are some criteria to analyze the students` writing, they are as follows:

1. Content
  - a. The substance of writing.
  - b. The ideas of expressed.
  - c. The arrangement of schematic structure.
2. Grammar
  - a. The employing of grammatical form and syntactic patterns.

- b. The use of past tense
3. Organization
    - a. The organization of the contents.
    - b. The arrangement of generic structure.
  4. Vocabulary
    - a. The choice of words.
  5. Mechanic
    - a. Capitalization, punctuation and spelling.

The tables scoring of written test are as follows:

No	The Element of Written	Score
1	Content	1-30
2	Grammar	1-25
3	Organization	1-20
4	Vocabulary	1-20
5	Mechanic	1-5
	Total Score	100

(Brown and Bailey, 1984)

### ***E. Data Collection Procedure***

#### **a. Pre-test**

Before doing the treatment, the students on both groups (experiment class and controlled class) were given pre-test to know the students' base achievement to make sure that the student ability on experimental group and control group are not significantly different. In this pre-test, the researcher gave a writing text. The pre-test was done on May 8<sup>th</sup> 2014.

#### **b. Treatment**

After giving the pretest, the students are given a treatment by using Creative Problem Solving (CPS). It took place for eight meetings. The procedures of the treatment in all meetings were the same, but the materials were different. Treatment given start on May 11<sup>th</sup>, 14<sup>th</sup>, 16<sup>th</sup>, 21<sup>th</sup>, 23<sup>th</sup>, and 25<sup>th</sup> 2014.

1. Students are given warming up before starting the materials.
2. Students were guided to follow activity in the classroom. The activity was able to support student understanding in materials by using related articles with the topics.
3. After guiding the students, researcher gave an instruction to the students to write an argumentation text.
4. Students have to develop their own ideas when wrote the text. Whether they are as a pro or the cons.

c. Post-test

After applying the treatment, the researcher gave post-test to the students to obtain data, whether there is an improvement of the third year students' writing ability of SMAN 1 Lilirilau Kabupaten Soppeng after applying treatment using Creative Problem Solving (CPS). Post-test given on May 28<sup>th</sup> 2014.

**F. *Techniques of Data Analysis***

After collecting the data by using test, the writer analyzes the result of the test. To find out the result of the test, the writer uses some statistic and takes steps the following.

1. Identifying the students' mistake by reading the students worksheet one by one.  
In reading the writer will identify the mistakes retelling to grammar, content, organization, vocabulary and mechanics.
2. Giving the score, in determining this, the writer will find the percentage of each problem type.

**The Criteria of Writing Element**

No	The Element of Written	Score
1	Content	1-30
2	Grammar	1-25

3	Organization	1-20
4	Vocabulary	1-20
5	Mechanic	1-5
	Total Score	100

Brown and Bailey (1984)

### 3. Statistical Procedure

Statistical procedures are steps that used statistically to analyze the students' achievement. To interpret the result of the students' worksheet, I used statistical procedures as follows:

- a. Scoring the students correct answer of pre-test and post-test.

$$Students' Score = \frac{\text{total of achieved score}}{\text{maximum score}} \times 100$$

( Rosmalasari, 2004)

#### The Table of Achievement

<b>CRITERIA OF MASTERY</b>	<b>GRADE</b>
91-100	Excellent
81-90	Very good
71-80	Good

61-70	Fair/ Average
51-60	Poor
less than 50 /60	Very poor

(Nurgiyantoro, 2001)

b. Mean

Calculating the mean score of the students' writing ability of both experimental and controlled class is as follow:

$$\bar{X} = \frac{\sum X}{N}$$

Where:

$\bar{X}$  = Mean score

$\sum X$  = the sum of all scores

$N$  = the total number of sample

(Gay, 1981: 298)

c. Calculating the percentage of the students' score:

$$P = \left[ \frac{F}{N} \times 100\% \right]$$

Notation:

P = Percentage

F = Frequency

N = Number of sample.

- d. To find out the deviation of each post test score from pre test score of both experimental and controlled class. The formula is as follow:

$$SD = \sqrt{\frac{SS}{N}}$$

Notation:

SD: Standard Deviation

SS: Sum of Squares

N: Number of Sample

- e. Finding out the different achievement of students using Creative Problem Solving (CPS) and non Creative Problem Solving (CPS), this formula below will be used:

$$t = \frac{\bar{X}_1 - \bar{X}_2}{\sqrt{\left(\frac{SS_1 + SS_2}{n_1 + n_2 - 2}\right)\left(\frac{1}{n_1} + \frac{1}{n_2}\right)}}$$

Notation: t = test of significance difference

$\bar{X}_1$  = Mean Squares of  $\bar{X}_1$

$\bar{X}_2$  = Mean Squares of  $\bar{X}_2$

SS<sub>1</sub> = Sum of Squares of  $\bar{X}_1$

$SS_2$  = Sum of Squares of  $X_2$

$n_1$  = Number of Subject in  $X_1$

$n_2$  = Number of Subject in  $X_2$

(Gay, 2006)

- f. To decide the significance influence of Creative Problem Solving to improve students' writing argumentation text ability. The writer will use:

$T_{\text{obsv}} \geq T_{\text{table}}$ : Having significant influence

**$H^1: \mu^1 > \mu^2$  or P-value  $< \alpha 0.05$**

$T_{\text{obsv}} \leq T_{\text{table}}$ : Having no significant influence

**$H^0: \mu^1 = \mu^2$  or P-value  $\geq \alpha 0.05$**



## CHAPTER IV

### FINDING AND DISCUSSION

This Chapter presents the research finding and discussion. The findings present the description of the data collected through test. The further explanations and interpretation are given in the discussion section.

#### **A. Findings**

This part presents the result of the students' writing argumentation achievements.

##### **1. Rate percentage of the students' score**

Students' score of pre-test and post-test were classified into some criteria, those criteria and percentages are as follows:

Table 1

The classification and the rate percentage of the students pre-test in experimental class using Creative Problem Solving (CPS)

No.	Classification	Score	Pre-test	
			Frequency	Percentage
1.	Excellent	96 - 100	0	0%
2.	Very Good	86 – 95	0	0%
3.	Good	76 - 85	0	0%
4.	Fairly Good	66 – 75	6	30%

5.	Fair	56 – 65	10	50%
6.	Poor	46 – 55	4	20%
7.	Very Poor	0 – 45	0	0%
Total			20	100%

Table 1 above indicates that there was not student got excellent score, very good score and good score, 6 students (30%) got fairly good, and 10 students (50%) got fair score, and 4 (20%) students got poor score.

The pre-test in experimental class indicates that the students' ability wasn't too bad and also was not too good. This case can be seen from the rate percentage in the table above where, there were 6 students (30%) got a fairly good and fair score.

Table 2

The classification and the rate percentage of the students pre-test in controlled class without using Creative Problem Solving (CPS)

No.	Classification	Score	Pre-test	
			Frequency	Percentage
1.	Excellent	96 - 100	0	0%
2.	Very Good	86 – 95	0	0%
3.	Good	76 - 85	0	0%
4.	Fairly Good	66 – 75	4	20%
5.	Fair	56 – 65	10	50%

6.	Poor	46 – 55	6	30%
7.	Very Poor	0 – 45	0	0%
Total			20	100%

Table 3 shows the rate percentage of the student's pre-test score of controlled class in pretest from 20 students. There was 4 students (20%) got fairly good score, 10 students (50%) got fair score, and 6 students (30%) got poor score. It means that the students' pre-test in controlled class were lower than in experimental class, it just 4 students got a fairly good score and no students got a good score.

The pre-test in controlled class indicates that the students' ability wasn't too bad. This case can be seen from the rate percentage in the table above where, there were 4 students (20%) got fairly good score.

Table 3

The classification and the rate percentage of the students post-test in experimental class using Creative Problem Solving (CPS)

No.	Classification	Score	Post-test	
			Frequency	Percentage
1.	Excellent	96 - 100	0	0%
2.	Very Good	86 – 95	0	0%
3.	Good	76 - 85	7	35%
4.	Fairly Good	66 – 75	6	30%

5.	Fair	56 – 65	5	25%
6.	Poor	46 – 55	2	10%
7.	Very Poor	0 – 45	0	0%
Total			20	100%

Table 2 indicates that there were 7 students (35%) got good score, 6 students (30%) got fairly good score, 5 student (25%) got fair score, and 2 students (10%) got poor score. Here there were none of students got excellent, very good, and very poor score. It means that the students' post-test in experimental class using Creative Problem Solving were higher than students' post-test in controlled class. Because there were 7 (35%) students got good score, while in controlled class only 2 (10%) students got good score.

Table 4

The classification and the rate percentage of the students post-test in controlled class without using Creative Problem Solving (CPS)

No.	Classification	Score	Pre-test	
			Frequency	Percentage
1.	Excellent	96 - 100	0	0%
2.	Very Good	86 – 95	0	0%
3.	Good	76 - 85	2	10%
4.	Fairly Good	66 – 75	5	25%
5.	Fair	56 – 65	9	45%

6.	Poor	46 – 55	4	20%
7.	Very Poor	0 – 45	0	0%
Total			20	100%

While table 3 shows the rate percentage of the student's post-test score of controlled class in posttest from 20 students. There were 2 students (10%) got good score, 5 students (25%) fairly good score, 9 students (45%) got fair score, and 4 students (20%) got poor score. From these results, we can conclude that the students' post-test in controlled class were lower than in experimental class, because only 2 (10%) students got good score in controlled class while in experimental class there were 7 (35%) students got good score.

## 2. The mean score of and standard deviation of the pre-test and post-test

After calculating the result of the student's pre-test and post-test, the mean score and standard deviation were presented in the following table:

Table 5

The mean score and standard deviation of pre-test and post-test using Creative Problem Solving (CPS)

	Experimental Group		Controlled Group	
	Pre-test	Post-test	Pre-test	Post-test
Mean score	63.15	71.5	60.25	65.35
Standard Deviation	4.88	8.67	5.57	7.57

The table above shows that the pre-test and post-test statistical summary of the students' mean score and the standard deviation in experimental and controlled class. In pre-test, the students' mean score in experimental class was 63.15 while the students' mean score in controlled class was 60.25. In post-test, the means score of experimental class was 71.5 and the controlled class was 65.35. The students' standard deviation of pre-test in experimental class was 4.88 and 5.57 in controlled class. While the students' standard deviation of post-test in experimental class was 8.67 while in controlled class was 7.57. It means that the mean score of experimental class was higher than the mean score of controlled class and so does the standard deviation. Thus, it can be concluded that the use of Creative Problem Solving can improve the students' writing skill especially in writing argumentation text.

### 3. T-test Value

In order to know whether or not the mean score was different from two tests (pre-test and post-test), the writer used the t-table. The following table shows the result of the t-test calculation:

Table 6  
T-test of Students' Achievement

Variable	t-test	t-table
Pre-test	1.1	2.021
Post-test	3.66	2.021

Table 6 above indicates that in the pre-test, the first student's ability in experimental class and controlled class was same. It was showed from the value of the t-test was lower than the value of the t-table.

While in post-test, the first ability in experimental class and controlled class was different. It was showed from the value of the t-test was higher than the value of the t-table. It indicates that there was a significant difference between the result of the students' pre-test and post-test.

#### **4. Hypothesis testing**

To find out the degree of freedom ( $df$ ), the researcher used the following formula:

$$Df = N-2 \text{ (N = Number of students)}$$

$$Df = 40 - 2$$

$$Df = 38$$

For the level of significance ( $p$ ) 0.05 and  $df$  38, the value of the t-test was higher than t-table 3.66. It means that  $H_0$  is rejected and  $H_1$  is accepted. So the researcher concludes there was a significant difference between the result of the students' pre-test and post-test achievement after giving Creative Problem Solving.

## ***B. Discussion***

The application of Creative Problem Solving (CPS) in teaching writing ability at the third year students of SMAN 1 Lilirilau can improve the students' ability in writing argumentation text.

The description of the data collected through Creative Problem Solving (CPS) in the previous section shows that the students' writing ability has improved. It was supported by the frequency and rate percentage of the result of the students' score of pre-test and post-test. The students' score after presenting in teaching writing argumentation through Creative Problem Solving (CPS) is better than before the treatment was given to the students. The students were also very interested in learning writing by Creative Problem Solving (CPS) as shown on the table.

In the pre-test of experimental class, 6 students (30%) got fairly good, and 10 students (50%) got fair score, and 4 (20%) students got poor score. In the post-test, it shows that there were 7 students (35%) got good score, 6 students (30%) got fairly good score, 5 student (25%) got fair score, and 2 students (10%) got poor score. It shows a different percentage between pre-test and post-test. The mean score in experimental class of the students' pre-test was 63.15 that is classified as a fair score and post-test was 71.5 that are classified as a fairly good score. It shows that the mean score of students' post-test is greater than the pre-test.



Based on the result above, it can be concluded that the third grade students of SMAN 1 Lirilau Kabupaten Soppeng had good achievement after learning writing argumentation by using Creative Problem Solving (CPS).

## CHAPTER V

### CONCLUSION AND SUGGESTIONS

This chapter presents conclusion and suggestions based on the findings and discussions of data analysis.

#### ***A. Conclusion***

Based on the findings and discussion of the research, it can be concluded that the teaching of English writing using Creative Problem Solving (CPS) can improve the writing ability of the third year students of SMAN 1 Lilirilau Kabupaten Soppeng. It is proved by the t-test value that is 6.61, which is greater than the t-table 2.012, which was classified as a fairly good score, the researcher also concludes that there is a significant difference between the writing ability of the students of SMAN 1 Lilirilau Kabupaten Soppeng before and after using Creative Problem Solving (CPS). In other words Creative Problem Solving (CPS) can improve students' writing ability.

From the Results also, the students' perceptions, using Creative Problem Solving (CPS) was very good and can help them to do the task that given by their teacher. The students also considered that Creative Problem Solving was very interested.

**B. Suggestions**

There are some suggestions that the researcher puts forward as follows:

1. The teacher of English should apply Creative Problem Solving (CPS) in teaching and learning process especially in teaching writing.
2. It is suggested that the teacher of English to be more creative in presenting materials when teaching writing by Creative Problem Solving (CPS), it makes the students more interested and enjoyable in learning writing.

## BIBLIOGRAPHY

- ACT. (2006). *Reading between the lines: What the ACT reveals about college Readiness in reading*. Iowa City: Author. Retrieved 9<sup>th</sup> February 2015, from [http://www.act.org/path/policy/pdf/reading\\_report.pdf](http://www.act.org/path/policy/pdf/reading_report.pdf)
- Aisyah, Nurani., 2013. *Model Creative Problem Solving(CPS) disertai metode eksperimen dalam pembelajaran fisika siswa di SMA*. Unpublished Thesis. Universitas Jember.
- Akhmadi, Mukhsin., 1990. *Dasar-Dasar Pengajaran Komposisi Bahasa Indonesia*. Malang: Y A 3.
- Arikunto, Suharsimi. 2006. *Prosedur Penelitian Suatu Pendekatan Praktik*. Jakarta: Rineka Cipta.
- Boardman, Cynthia. A., 2002. *Writing to Communicate (Paragraph and Essay)*. New York: Longman.
- Endy, Chris., 2011. *How to Write an Argumentative Essay*. Los Angeles: California State University.
- Fadila, N. Dini., 2011. *pengaruh model pembelajaran creative problem solving (cps) dan model pembelajaran think pair share(tps) dengan menggunakan media powerpoint terhadap hasil belajar siswa pada pokok bahasan kubus dan balok kelas viii smp negeri 1 sragi tahun pelajaran 2010/2011*. Unpublished Thesis. IKIP PGRI Semarang.
- Fitzgerald, J., And Shanahan, T. 2000. *Reading and writing relations and their development*. *Educational Psychologist*, 35, 39–50.
- Fitzpatrick, M. 2005. *Engaging writing*. White Plain: Longman
- Gay. Ir. 1981. *Education Research: Competences For Analysis And Application* (Second Edition). Columbus, Onion : Charles E Mevil Publishing Company.
- Gipayana, M. 1998. *Efektivitas Pembelajaran Menulis dengan Pendekatan Bertahap dan Penilaian Portofolio terhadap Keterampilan Menulis Siswa Sekolah Dasar: Studi Kuasi Eksperimen dalam Pembelajaran Menulis di Kelas C SDN Percobaan dan SDN Lowokwaru 4 Kotamadya Malang*. Tesis Magister pada PPs IKIP Bandung: tidak diterbitkan.

- Harmer, Jeremy. 2004. *How to Teach Writing*. New York: Longman.
- Harris, David. P., 1969. *Teaching English as A Second Language*. New York: Mc. Graw-Hill Book Company.
- Hilgard, E. R., 1948. *Theories of Learning*. New York : Appleton Century.
- Http://www.mesacc.edu. 2012. Arguments Fallacies. Available from : <http://www.mesacc.edu/~paoih30491/ArgumentsFallaciesQ.html>. Accessed : 2015, february 10.
- Http://www.mesacc.edu.2012. How to Create an Effective Argument. Available from: <http://www.mesacc.edu/~paoih30491/HowtoCreateanEffectiveArgument.html>. Accessed : 2015, february 10.
- Http://www.mesacc.edu.2012. Argument Claims. Available from : <http://www.mesacc.edu/~paoih30491/ArgumentClaims.html>. Accessed : 2015, february 10.
- Imran, A. 2000. Keterampilan Menulis Indonesia Paling Rendah di Asia. *Pikiran Rakyat* (26 Oktober 2000)
- Indah. D. Nur., 2010. *Improving writing recount text by using photographs: A case study of the eleventh year students of sma Negeri 1 batangan pati in the academic Year of 2009/2010*. Unpublished Thesis. IKIP PGRI Semarang.
- Isaksen, S. G., And Dorval, K. B., 1993. *Changing views of creative problem solving: Over 40 years of continuous improvement*. International Creativity Network Newsletter, 3(1), 1, 4-5.
- Isaksen, S. G., Dorval, K. B. And Treffinger, D. J. (1994). *Creative approaches to problem solving*. Dubuque, IA: Kendall/Hunt.
- Isaksen, S. G., And Treffinger, D. J., 2004. *Celebrating 50 Years of Reflective practice: Versions of Creative Problem Solving*. *Journal of Creative Behavior*, 38, 75-101.
- Isaksen, S. G., And Treffinger, D. J., 1985. *Creative Problem Solving: The Basic Course*. Buffalo, NY: Bearly Limited.

- Jhunseichi. 2014. Paragraf Argumentasi. Available from:  
<http://jhunseichi.wordpress.com/2014/05/14/paragraf-argumentasi/>. Accessed:  
 2015, February 10
- Kamil, M. L. (2003). *Adolescents and literacy: Reading for the 21st century*.  
 Washington, DC: Alliance for Excellent Education.
- Karolina, Intan. 2006. *Using Narrative Text in Improving Writing Ability to The Tenth Grade Students of SMA Negeri 1 Petarukan*. Unpublished Thesis. UNNES Semarang.
- Kerap, Gorys., 2007. *Argumentasi dan Narasi*. Jakarta: PT Gramedia.
- Keys, C.W. (2000). Investigating the thinking processes of eighth grade writers during the composition of a scientific laboratory report. *Journal of Research in Science Teaching*, 37, 676–690.
- Meyers, Allan., 2005. *Gateways to Academic Writing: Effective Sentences Paragraph and Essay*. New York: Longman.
- Miller., Vehar., And Firestien. 2001. *Handbook of Creativity*. New York: Plenum Press.
- Mitchell, E. W., And Kowalik, F. T.,. 1999. *Creative Problem Solving*. Unpublished Workbook.
- Muneyoshi, Hideki., 2004. *Identifying How School Teachers Use Creative Problem Solving*. Unpublished Thesis. Buffalo State College.
- Nurgiyantoro, Burhan., 2001. *Penilaian dalam Pengajaran Bahasa dan Sastra*. Yogyakarta: BPFE-Yogyakarta.
- Ozagac, Oya. 2006. *Argumentative Essay*. Bogazici University SFL.
- Palmer, Barbara. C., 1994. *Developing Cultural Literacy through the Writing Process*. USA: Longwood Professional Book.
- Pepkin, L. Kasen. 2005. *Creative Problem Solving in Math*. Available from:  
<http://www.mathematic.transdigit.com.index.php/category/mathematic-info>.  
 Accessed 10<sup>th</sup> february 2015.

- Riswanto, 2012. *Using Mind Mapping Strategy in Teaching Writing*. Unpublished Thesis. FPBS IKIP Ujung Pandang.
- Semi, M. Atar., 2008. *Menulis Efektif*. Padang: Angkasa Raya.
- Semiawan, C. 2003. “ Pendidikan, Mutu Pendidikan, dan Peranan Guru”. dalam *Guru di Indonesia: Pendidikan, Pelatihan, dan Perjuangannya Sejak Jaman Kolonial Hingga Era Reformasi*. Jakarta: Depdiknas, Dirjen Dikdasmen, Dittendik.
- Snow, C. E., & Biancarosa, G. (2003). *Adolescent literacy and the achievement gap: What do we know and where do we go from here?*. New York: Carnegie Corporation of New York.
- Sperling, M., & Freedman, S.W. (2001). Review of writing research. In V. Richardson (Ed.), *Handbook of research on teaching* (4th ed., pp. 370-389). Washington, DC: American Educational Research Association.
- Syarifah, Nining. 2008. *Implementasi pembelajaran creative problem solving (cps) dengan menggunakan multimedia dalam pembelajaran geometri di kelas II SD Negeri Kasin*. Unpublished Thesis.
- Tarigan, Henry Guntur. 1994. *Menulis Sebagai Suatu Keterampilan Berbahasa*. Bandung: Angkasa.
- Treffinger, D. J. 2000. *Understanding the History of CPS*. Dubuque, IA: Kendall/Hunt.
- Vangundy, Arthur B. *Creative Problem Solving: A Guide for Trainers and Management*. Greenwood Publishing Group.
- Yaqin, Ainul., 2013. *pengaruh metode pembelajaran problem solving terhadap hasil belajar siswa pada standar kompetensi dasar-dasar kelistrikan di SMK Negeri 1 Jetis*. Unpublished Thesis .Universitas Jember.

# APPENDICES



## APPENDIX IV

### The Row Score of the Students' Pre-Test in Experiment Class

No.	Initial Subject	Score Maximum	Achieved Score	Score	Classification
1.	AA	100	65	65	Fair
2.	AN	100	55	55	Poor
3.	AP	100	55	55	Poor
4.	AR	100	55	55	Poor
5.	DA	100	65	65	Fair
6.	FD	100	70	70	Fairly Good
7.	FA	100	60	60	Fair
8.	FK	100	68	68	Fairly Good
9.	IF	100	60	60	Fair
10.	IA	100	68	68	Fairly Good
11.	LH	100	66	66	Fairly Good
12.	LM	100	65	65	Fair
13.	LF	100	65	65	Fair
14.	MF	100	66	66	Fairly Good
15.	MR	100	60	60	Fair
16.	RA	100	65	65	Fair
17.	RS	100	65	65	Fair
18.	RW	100	65	65	Fair
19.	RV	100	70	70	Fairly Good
20.	WD	100	55	55	Poor

## APPENDIX V

### The Row Score of the Students' Post-Test in Experiment Class

No.	Initial Subject	Score Maximum	Achieved Score	Score	Classification
1.	AA	100	70	70	Fairly good
2.	AN	100	65	65	Fair
3.	AP	100	65	65	Fair
4.	AR	100	55	55	Poor
5.	DA	100	80	80	Good
6.	FD	100	85	85	Good
7.	FA	100	80	80	Good
8.	FK	100	80	80	Good
9.	IF	100	65	65	Fair
10.	IA	100	85	85	Good
11.	LH	100	80	80	Good
12.	LM	100	65	65	Fair
13.	LF	100	55	55	Poor
14.	MF	100	70	70	Fairly Good
15.	MR	100	65	65	Fair
16.	RA	100	70	70	Fairly good
17.	RS	100	70	70	Fairly good
18.	RW	100	75	75	Fairly Good
19.	RV	100	80	80	Good
20.	WD	100	70	70	Fairly Good

## APPENDIX VI

### The Row Score of the Students' Pre-Test in Controlled Class

No.	Initial Subject	Score Maximum	Achieved Score	Score	Classification
1.	AW	100	70	70	Fairly good
2.	AD	100	57	57	Fair
3.	AR	100	55	55	Poor
4.	AY	100	60	60	Fair
5.	AL	100	60	60	Fair
6.	BR	100	60	60	Fair
7.	DM	100	55	55	Poor
8.	EF	100	55	55	Poor
9.	HA	100	60	60	Fair
10.	IB	100	60	60	Fair
11.	NW	100	60	60	Fair
12.	NA	100	68	68	Fairly Good
13.	RN	100	55	55	Poor
14.	SS	100	70	70	Fairly good
15.	SA	100	60	60	Fair
16.	SR	100	55	55	Poor
17.	TM	100	60	60	Fair
18.	UA	100	70	70	Fairly Good
19.	WB	100	50	50	Poor
20.	YR	100	65	65	Fair

## APPENDIX VII

### The Row Score of the Students' Post-Test in Controlled Class

No.	Initial Subject	Score Maximum	Achieved Score	Score	Classification
1.	AW	100	55	55	Poor
2.	AD	100	80	80	Good
3.	AR	100	60	60	Fair
4.	AY	100	65	65	Fair
5.	AL	100	60	60	Fair
6.	BR	100	65	65	Fair
7.	DM	100	55	55	Poor
8.	EF	100	65	65	Fair
9.	HA	100	70	70	Fairly good
10.	IB	100	65	65	Fair
11.	NW	100	70	70	Fairly good
12.	NA	100	60	60	Fair
13.	RN	100	55	55	Poor
14.	SS	100	65	65	Fair
15.	SA	100	55	55	Poor
16.	SR	100	65	65	Fair
17.	TM	100	80	80	Good
18.	UA	100	75	75	Fairly good
19.	WB	100	72	72	Fairly good
20.	YR	100	70	70	Fairly good

## APPENDIX VIII

### The Row Score of the Student's Pre-Test and Post-Test

#### In Experiment Class

No.	Initial Subject	Pre-Test		Post-Test	
		$X_1$	$(X_1)^2$	$X_2$	$(X_2)^2$
1	AA	65	4225	70	4900
2	AN	55	3025	65	4225
3	AP	55	3025	65	4225
4	AR	55	3025	55	3025
5	DA	65	4225	80	6400
6	FD	70	4900	85	7225
7	FA	60	3600	80	6400
8	FK	68	4624	80	6400
9	IF	60	3600	65	4225
10	IA	68	4624	85	7225
11	LH	66	4356	80	6400
12	LM	65	4225	65	4225
13	LF	65	4225	55	3025
14	MF	66	4356	70	4900
15	MR	60	3600	65	4225
16	RA	65	4225	70	4900
17	RS	65	4225	70	4900
18	RW	65	4225	75	5625
19	RV	70	4900	80	6400
20	WD	55	3025	70	4900
TOTAL		1263	80235	1430	103750

## APPENDIX IX

### The Row Score of the Student's Pre-Test and Post-Test

#### In Controlled Class

No.	Initial Subject	Pre-Test		Post-Test	
		$X_1$	$(X_1)^2$	$X_2$	$(X_2)^2$
1	AW	70	4900	55	3025
2	AD	57	3249	80	6400
3	AR	55	3025	60	3600
4	AY	60	3600	65	4225
5	AL	60	3600	60	3600
6	BR	60	3600	65	4225
7	DM	55	3025	55	3025
8	EF	55	3025	65	4225
9	HA	60	3600	70	4900
10	IB	60	3600	65	4225
11	NW	60	3600	70	4900
12	NA	68	4624	60	3600
13	RN	55	3025	55	3025
14	SS	70	4900	65	4225
15	SA	60	3600	55	3025
16	SR	55	3025	65	4225
17	TM	60	3600	80	6400
18	UA	70	4900	75	5625
19	WB	50	2500	72	5184
20	YR	65	4225	70	4900
TOTAL		1205	73223	1307	86559

## APPENDIX X

### THE MEAN SCORE

#### a. Experiment Group

##### 1. Pre-test

$$\bar{x}_1 = \frac{\sum x_1}{n_1} = \frac{1263}{20} = 63.15$$

##### 2. Post-test

$$\bar{x}_1 = \frac{\sum x_2}{n_2} = \frac{1430}{20} = 71.5$$

#### b. Controlled Class

##### 1. Pre-test

$$\bar{x}_2 = \frac{\sum x_1}{n_1} = \frac{1205}{20} = 60.25$$

##### 2. Post-test

$$\bar{x}_2 = \frac{\sum x_2}{n_2} = \frac{1307}{20} = 65.35$$

## APPENDIX XI

### SUM OF SQUARE

#### a. Experiment Group

##### 1. Pre-test

$$\begin{aligned}SS_1 &= \sum X_1^2 - \frac{(\sum X_1)^2}{n} \\SS_1 &= 80235 - \frac{(1263)^2}{20} \\&= 80235 - \frac{1595169}{20} \\&= 80235 - 79758.45\end{aligned}$$

$$SS_1 = 476.55$$

##### 2. Post-test

$$\begin{aligned}SS_2 &= \sum X_1^2 - \frac{(\sum X_1)^2}{n} \\SS_2 &= 103750 - \frac{(1430)^2}{20} \\&= 103750 - \frac{2044900}{20} \\&= 103750 - 102245\end{aligned}$$

$$SS_2 = 1505$$

#### b. Controlled Class

##### 1. Pre-test

$$\begin{aligned}SS_1 &= \sum X_1^2 - \frac{(\sum X_1)^2}{n} \\SS_1 &= 73223 - \frac{(1205)^2}{20} \\&= 73223 - \frac{145025}{20} \\&= 73223 - 72601.25\end{aligned}$$

$$SS_1 = 621.75$$

##### 2. Post-test

$$\begin{aligned}SS_2 &= \sum X_1^2 - \frac{(\sum X_1)^2}{n} \\SS_2 &= 86559 - \frac{(1307)^2}{20} \\&= 86559 - \frac{1708249}{20} \\&= 86559 - 85412.45\end{aligned}$$

$$SS_2 = 1146.45$$



**APPENDIX XII**  
**STANDARD DEVIATION**

**a. Experiment Group**

**1. Pre-test**

$$\begin{aligned}SD_1 &= \sqrt{\frac{SS_1}{N_1}} = \sqrt{\frac{476.55}{20}} \\ &= \sqrt{23.82} \\ &= 4.88\end{aligned}$$

**2. Post-test**

$$\begin{aligned}SD_2 &= \sqrt{\frac{SS_2}{N_2}} = \sqrt{\frac{1505}{20}} \\ &= \sqrt{75.25} \\ &= 8.67\end{aligned}$$

**b. Controlled Class**

**1. Pre-test**

$$\begin{aligned}SD_1 &= \sqrt{\frac{SS_1}{N_1}} = \sqrt{\frac{621.75}{20}} \\ &= \sqrt{31.0875} \\ &= 5.57\end{aligned}$$

**2. Post-test**

$$\begin{aligned}SD_2 &= \sqrt{\frac{SS_2}{N_2}} = \sqrt{\frac{1146.45}{20}} \\ &= \sqrt{57.3225} \\ &= 7.57\end{aligned}$$

### APPENDIX XIII

#### THE T-TEST FOR POST-TEST

$$t = \frac{\bar{X}_1 - \bar{X}_2}{\sqrt{\left(\frac{SS_1 + SS_2}{n_1 + n_2 - 2}\right)\left(\frac{1}{n_1} + \frac{1}{n_2}\right)}}$$

$$t = \frac{71.5 - 63.15}{\sqrt{\left(\frac{476.55 + 1505}{20 + 20 - 2}\right)\left(\frac{1}{20} + \frac{1}{20}\right)}}$$

$$t = \frac{8.35}{\sqrt{\left(\frac{1981.55}{38}\right)\left(\frac{2}{20}\right)}}$$

$$t = \frac{8.35}{\sqrt{(52.14)(0.1)}}$$

$$t = \frac{8.35}{\sqrt{5.214}}$$

$$t = \frac{8.35}{2.28} = 3.66$$

$$t_{\text{Hitung}} = 3.66$$

## APPENDIX XIV

### THE T-TEST FOR PRE-TEST

$$t = \frac{\bar{X}_1 - \bar{X}_2}{\sqrt{\left(\frac{SS_1 + SS_2}{n_1 + n_2 - 2}\right)\left(\frac{1}{n_1} + \frac{1}{n_2}\right)}}$$

$$t = \frac{65.35 - 60.25}{\sqrt{\left(\frac{621.75 + 1146.45}{20 + 20 - 2}\right)\left(\frac{1}{20} + \frac{1}{20}\right)}}$$

$$t = \frac{5.1}{\sqrt{\left(\frac{1768}{38}\right)\left(\frac{2}{20}\right)}}$$

$$t = \frac{5.1}{\sqrt{(46)(0.1)}}$$

$$t = \frac{5.1}{4.6}$$

$$t = \frac{5.1}{4.6} = 1.1$$

$$t_{\text{Hitung}} = 1.1$$





## APPENDIX XVII

### The Distribution of T-Table

<i>Df</i>	Level of Significance for one-tailed test					
	0.1	0.5	0.25	0.01	0.05	0.0005
	Level of Significance for two-tailed test					
	0.2	0.1	0.5	0.02	0.1	0.001
<b>1</b>	3.078	6.314	12.706	31.821	63.657	
<b>2</b>	1.886	2.920	4.303	6.965	9.925	636.619
<b>3</b>	1.638	2.353	3.182	4.541	5.841	31.598
<b>4</b>	1.533	2.132	2.776	3.747	4.604	12.941
<b>5</b>	1.476	2.015	2.571	3.143	3.707	8.610
<b>6</b>	1.440	1.943	2.247	3.143	3.707	5.959
<b>7</b>	1.415	1.895	2.365	2.998	3.499	5.405
<b>8</b>	1.397	1.860	2.306	2.896	3.335	5.041
<b>9</b>	1.383	1.833	2.262	2.821	3.250	4.781
<b>10</b>	1.372	1.812	2.226	2.764	3.169	4.587
<b>11</b>	1.363	1.796	2.201	2.718	3.106	4.437
<b>12</b>	1.356	1.782	2.179	2.681	3.055	4.318
<b>13</b>	1.350	1.771	2.160	2.650	3.120	4.221
<b>14</b>	1.345	1.761	2.145	2.624	2.977	4.140
<b>15</b>	1.341	1.753	2.131	2.601	2.947	4.073
<b>16</b>	1.337	1.746	2.120	2.503	2.921	4.015
<b>17</b>	1.333	1.740	2.110	2.567	2.898	3.965
<b>18</b>	1.330	1.734	2.101	2.552	2.878	3.922
<b>19</b>	1.328	1.729	2.093	2.539	2.861	3.883
<b>20</b>	1.325	1.725	2.086	2.528	2.845	3.850
<b>21</b>	1.323	1.721	2.080	2.518	2.831	3.819
<b>22</b>	1.321	1.314	2.074	2.058	2.819	3.792
<b>23</b>	1.319	1.714	2.690	2.500	2.807	3.767
<b>24</b>	1.318	1.711	2.640	2.492	2.797	3.745
<b>25</b>	1.316	1.708	2.060	2.485	2.787	3.725
<b>26</b>	1.315	1.706	2.056	2.479	2.779	3.707
<b>27</b>	1.314	1.703	2.052	2.473	2.771	3.090
<b>28</b>	1.313	1.701	2.048	2.467	2.763	3.647
<b>29</b>	1.311	1.699	2.045	2.462	2.765	3.659
<b>30</b>	3.310	1.697	2.042	2.457	2.750	3.645

<b>40</b>	1.303	1.684	<b>2.021</b>	2.423	2.704	3.551
<b>60</b>	1.296	1.671	2.000	2.390	2.660	3.460
<b>120</b>	1.289	1.658	2.180	2.358	2.617	3.373
<b>X</b>	1.282	1.645	1.960	2.326	2.576	3.291

## **CURRICULUM VITAE**



The researcher, Dewi Gusfitriani was born on November 19, 1990, in Soppeng. She is the first daughter of Suherman and Rohani.

She started her primary school at SD Negeri 255 Pancaitana 1997. Then she continued her study at Junior High School at SMP Negeri 2 Lilirilau Kabupaten Soppeng in 2003. After that, she continued her study at Senior High School at SMA Negeri 1 Lilirilau and finished in 2008. At the same year, she was accepted as a student in English Department, Tarbiyah and Teaching Training Faculty, State Islamic University of Alauddin Makassar.

During her study in State Islamic University of Alauddin Makassar, the writer was active in some organizations and English Meeting Club. The writer has been active in NGC, IMPS and as a member of HMJ-PBI UIN Alauddin Makassar (period 2009-2010).