

**PERCEPTUAL LEARNING STYLE IN ENGLISH OF STUDENTS AT THE
FIFTH SEMESTER OF ACCOUNTING DEPARTMENT OF TRI DHARMA
NUSANTARA MAKASSAR ECONOMIC SCIENCE COLLEGE IN
ACADEMIC YEAR 2016-2017**



A Thesis

*Submitted to the Adab and Humanity Faculty of Alauddin State Islamic
University Makassar in partial Fulfillment of the Requirements for the Degree
Of Sarjana Humaniora*

ESY SARTIAH S.
NIM. 40300112107

**ENGLISH AND LITERATURE DEPARTMENT
ADAB AND HUMANITIES FACULTY
ALAUDDIN STATE ISLAMIC UNIVERSITY
MAKASSAR
2016**

PERNYATAAN KEASLIAN SKRIPSI

Dengan penuh kesadaran, penulis yang bertanda tangan di bawah ini menyatakan bahwa skripsi ini benar hasil karya penulis sendiri. Jika di kemudian hari terbukti merupakan duplikat, tiruan, plagiat atau disusun oleh orang lain secara keseluruhan atau sebagian, maka skripsi dan gelar yang diperoleh karenanya, batal demi hukum dan siap dipertanggung jawabkan.

Samata-Gowa, 21 November 2016

Penulis,



ESY SARTIAH S.
NIM. 40300112107

PERSETUJUAN PEMBIMBING

Pembimbing penulisan skripsi saudara ESY SARTIAH S. NIM: 40300112107, Mahasiswi jurusan Bahasa dan sastra Inggris pada Fakultas Adab dan Humaniora UIN Alauddin Makassar, setelah dengan seksama meneliti dan mengoreksi skripsi yang bersangkutan berjudul **“PERCEPTUAL LEARNING STYLE IN ENGLISH OF STUDENTS AT THE FIFTH SEMESTER OF ACCOUNTING DEPARTMENT OF TRI DHARMA NUSANTARA MAKASSAR ECONOMIC SCIENCE COLLEGE IN ACADEMIC YEAR 2016-2017”** memandang bahwa skripsi tersebut memenuhi syarat-syarat ilmiah dan dapat disetujui untuk dapat diajukan pada **Sidang Munaqasyah**.

Samata-Gowa, 21 November 2016

Pembimbing I



Serliah Nur, S.Pd., M.Hum., M.Ed
NIP. 19730905 200501 2 003

Pembimbing II



Sardian Maharani Asnur., S.Pd., M.Pd.
NIP. 19840702 201101 2 010

PENGESAHAN SKRIPSI

Skrripsi yang berjudul *Perceptual Learning Style in English of Students at The Fifth Semester of Accounting Department of Tri Dharma Nusantara Makassar Economic Science College in Academic Year 2016-2017* yang disusun oleh **Esy Sartiah S.**, NIM: 40300112107, Mahasiswi jurusan Bahasa dan Sastra Inggris pada Fakultas Adab dan Humaniora UIN Alauddin Makassar, telah diuji dan dipertahankan dalam *Sidang Munaqasyah* yang diselenggarakan pada hari **Sabtu, 26 November 2016 M.**, bertepatan dengan **26 Shafar 1438 H.**, dan dinyatakan telah dapat diterima sebagai salah satu syarat untuk memperoleh gelar Sarjana Humaniora (S.Hum) dalam ilmu Adab dan Humaniora, Jurusan Bahasa dan Sastra Inggris (dengan beberapa perbaikan).

Samata-Gowa, 26 November 2016 M.
26 Shafar 1438 H.

DEWAN PENGUJI:

Ketua : Dr. Hj. Syamzan Syukur, M.Ag.

Sekretaris : Muhammad Taufiq, S.S., M.Hum.

Munaqisy I : Syahrini Junaid, S.S., M.Pd.

Munaqisy II : Hj. Nahdhiyah, S.S., M.Pd.

Konsultan I : Serlih Nur, S.Pd., M.Hum., M.Ed.

Konsultan II : Sardian Maharani Asnur, S.Pd., M.Pd.

Pelaksana : Dra. St. Jauhari.

()
()
()
()
()
()
()



Diketahui oleh:

Dekan Fakultas Adab dan Humaniora
UIN Alauddin Makassar, ↑

Dr. H. Barsihannor, M.Ag.


NIP: 19691012 199603 1 003

APPROVAL SHEET

Name : ESY SARTIAH S.
Reg. Number : 40300112107
Program : English and Literature Department
Title : "Perceptual Learning Style in English of Students at The Fifth Semester of Accounting Department of Tri Dharma Nusantara Makassar Economic Science College in Academic Year 2016-2017"

Samata-Gowa, November 21th 2016

The Writer,



Esv Sartiah S.
NIM. 40300112107

Supervisor,

Consultant I


Serliah Nur, S.Pd., M.Hum., M.Ed
NIP. 19730905 200501 2 003

Consultant II


Sardian Maharani Asnur., S.Pd., M.Pd.
NIP. 19840702 201101 2 010

Approved by

The Head of English and Literature Department


H. Muh. Nur Akbar Rasvid, M.Pd, M.Ed, Ph.D.
NIP. 19811106 200312 1 003

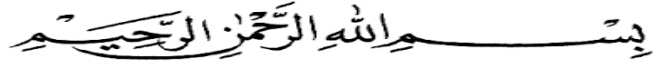
Acknowledged by:

Dean of Adab and Humanities Faculty




Dr. H. Barsihannor, M.Ag.
NIP. 19691012 199603 1 003

ACKNOWLEDGMENT



Alhamdulillah rabbil 'alamin, the writer praises to the almighty Allah SWT for His blessing and merciful so the writer can complete this thesis. Peace and salutation are addressed to the beloved and chosen messenger Muhammad SAW.

The writer realizes that this thesis could not be completed without getting assistance, guidance, understanding and encouragement from many people. Therefore, the writer would like to express her deepest gratitude to the following people:

1. My beloved parents, H. M. A. Natsir Sanre and (Almh) Hj. Syamsiah Sanre for their love, patience, and sincere prayers for my safety and successfulness.
2. The Rector of UIN Alauddin Makassar, Prof. DR. H. Musafir Pababbari, M.Si. who has given me a chance to study in the English and Literature Department so that I could finish my study.
3. Dean of Adab and Humanities Faculty, Dr. H. Barsihannor, M. Ag. and his staff, H. Muh. Nur Akbar Rasyid, M.Pd, M.Ed, Ph.D as the Head of English and Literature Department and the Secretary of English and Literature Department Syahrani Junaid, S.S., M.Pd for their support, help and encouragement.
4. Serliah Nur, S.Pd., M.Hum., M.Ed. and Sardian Maharani Asnur, S.Pd., M.Pd. as my first and second consultants who have given me with fruitful comments,

guidance, suggestions, corrections, and over all support since the preliminary part of this thesis until the end.

5. My thanks are also addressed to Syahrani Junaid, SS., M.Pd as my first examiner and H. Nahdhiyah, SS., M.Pd. as my second examiner for all their advices, criticism, and suggestion in proposal seminar to make this thesis better.
6. All lecturers of Adab and Humanities Faculty Alauddin States Islamic University who have contributed and transferred their knowledge to me that I hope to be very helpful and useful for me.
7. My greatest thank and appreciate goes to, Edy Saputra Sanre, ST., MM., as my brother, and my sisters, dr. Eny Saputri Sanre, Sp.Rad., Emy Sartini Sanre, SE., Ely Sarfika Sanre, SE., Ety Sartika Sanre, S.Sos., and Ewy Sardani Sanre, S.Kom who motivated, support, and prayed for me during my study and writing this thesis.
8. My thanks are also addressed to my beloved friends in English and Literature Department 2012, especially AG.5 and AG.6 with whom that I can share my experience and knowledge during my study and writing this thesis.
9. My thanks are addressed to my best friends that is called Yemmeh, those are Yenni Yana, Wiwin Rahimuddin, Meilla Nur Inzani Mulyadi, Andi Tenri Pada, and Wahyuni Puspitasari that Always give me support and help me during my study.

10. My thanks to the all members of EM2C, ECUINSA, Elliot Letters, UKM LIMA

Washilah that are my organizations which always give me support.

11. My thanks to the chief of Tri Dharma Nusantara Makassar Economic Science

College that gave me a change to do my research there, and especially for the

fifth semester students of Accounting Department such as AK-A1, AK-A2, and

AK-B1 who became my participants of my research.

In the deepest heart, the writer realizes that her thesis is imperfect and still need suggestions and criticism. Despite of its imperfection, she hopes that this thesis will be useful for the students, the lecturers and the readers in general who need it. May Allah swt always bless us in every single thing we do.

And the last but not least, for everybody who always helps the writer, that cannot mention one by one since the limitation of the space. Thank you very much. May Allah SWT gives the almighty bless us now and forever.

Makassar, 21 November 2016

A handwritten signature in black ink, consisting of a large, stylized 'S' followed by a smaller 'S' and a final flourish.

Esy Sartiah S.

TABLE OF CONTENTS

COVER	i
HALAMAN PERNYATAAN KEASLIAN SKRIPSI	ii
PERSETUJUAN PEMBIMBING	iii
PENGESAHAN SKRIPSI	iv
APPROVAL SHEET.....	v
ACKNOWLEDGMENT	vi
TABLE OF CONTENTS	ix
LIST OF TABLES	xi
LIST OF APPENDIX	xii
ABSTRACT	xiii
CHAPTER I INTRODUCTION	
A. Background.....	1
B. Problem Statement	3
C. Objective of the Research	4
D. Significance of the Research	4
E. Scope of the Research	5
CHAPTER II REVIEW OF RELATED LITERATURE	
A. Previous Findings.....	6
B. Pertinent Ideas.....	8
1. Learning Style	8
2. Perceptual Learning Style	10

3. Kinds of Perceptual Learning Style	14
4. Learning Strategy	19
5. Strategy of Kinds of Perceptual Learning Style	21
6. The Fifth Semester Students of Accounting Department of Tri Dharma Nusantara Makassar Economic Science College	31

CHAPTER III METHODOLOGY

A. Method of the Research	34
B. Subject of the Research	34
C. The Research Instrument.....	36
D. The Procedure of Data Collection.....	38
E. The Technique of Data Analysis.....	41

CHAPTER IV FINDINGS AND DISCUSSION

A. Findings	44
B. Discussion	96

CHAPTER V CONCLUSION AND SUGGESTION

A. Conclusion	108
B. Suggestion	112

BIBLIOGRAPHY 113

APPENDIX

BIOGRPHY

LIST OF TABLES

Table 1 – Subject Of The Research by Questioner Session	35
Table 2 – Score Of Liker Scale	37
Table 3 – Focus Group Discussion Formulated	43
Table 4 – The Percentage of Kinds of Student’s Perceptual Learning Style ..	48
Table 5 – Subject of the research by Focus Group Discussion	49
Table 6 – Focus Group Discussion of Visual Learners Strategy	51
Table 7 – Focus Group Discussion of Auditory Learners Strategy	59
Table 8 – Focus Group Discussion of Kinesthetic Learners Strategy	66
Table 9 – Focus Group Discussion of Tactile Learners Strategy	75
Table 10 – Focus Group Discussion of Individual Learners Strategy	83
Table 11 – Focus Group Discussion of Group Learners Strategy	90

LIST OF APPENDIXES

Appendix A– Perceptual Learning Style Preference Questionnaire (English Version)

Appendix B– Perceptual Learning Style Preference Questionnaire (Indonesian Version)

Appendix C – The Result of Questionnaire

Appendix D – Question Items of Visual Learners Strategy

Appendix E – Question Items of Auditory Learners Strategy

Appendix F – Question Items of Kinesthetic Learners Strategy

Appendix G – Question Items of Tactile Learners Strategy

Appendix H – Question Items of Individual Learners Strategy

Appendix I – Question Items of Group Learners Strategy

Appendix J – Example of Transcribing by Focus Group Discussion of Visual Learners Strategy (English Version)

Appendix K – Example of Transcribing by Focus Group Discussion of Visual Learners Strategy (Indonesian Version)

Appendix L – Documentations

ABSTRACT

Name : **Esy Sartiah S.**
Reg. Number : 40300112107
Major : English and Literature Department
Faculty : Adab and Humanities
Title : *Perceptual Learning Style in English of Students at the Fifth Semester of Accounting Department of Tri Dharma Nusantara Makassar Economic Science College in Academic Year 2016-2017*
Supervisor I : Serliah Nur
Supervisor II : Sardian Maharani Asnur

This research discussed about perceptual learning style of students in English at the fifth semester of Accounting Department of Tri Dharma Nusantara Makassar Economic Science College in academic year 2016-2017. This research aimed to know the kinds and the strategies of perceptual learning style of students in English with eighty-four students as respondents. This research focused on Reid's theory about *visual, auditory, kinesthetic, tactile, individual, and group in perceptual learning style and strategy*. Thus, the data were analyzed using mixed method which meant that the researcher used questioner sheet and FGD as the instrument to find out the valid data. This research showed the questionnaire result that indicated there were 14 students (17%) as *visual learners*, 10 students (12%) as *auditory learners*, 16 students (19%) as *kinesthetic learners*, 6 students (7%) as *tactile learners*, 14 students (17%) as *individual learners* and 24 students (28%) as *group learners* of perceptual learning style in learning English. The researcher concluded which FGD indicated the *visual learners* learned well by seeing things, *auditory learners* learned well by listening, *kinesthetic learners* learned well when they were able to move around while learning, *tactile learners* learned well when learning by doing things with hands and touch sense, *individual learners* learned well when worked alone, and *group learners* learned well when studied at least one student.

Keywords: *Strategy, Perceptual Learning Style, FGD*



CHAPTER I

INTRODUCTION

This chapter consisted with the background of perceptual learning style in English of students at the fifth semester of Accounting Department of Tri Dharma Nusantara Makassar Economic Science College in academic year 2016-2017. Then, it presented problem statement, objective of the research, significances of the research, and scope of the research.

A. Background

English as a foreign language was very important to learn in Indonesia especially Makassar because English was the international language that could help people to communicate with each other from the different countries and cultures. Many styles in learning English language that was done by every people who wanted to improve their ability to study English.

Students as individuals had some differences and similarities that could not be avoided as natural factors by the teachers. The differences and similarities could be derided both as genesis factors and habits. They could be from age, motivation, interest, attitude, aptitude, learning style, and learning strategy (Dörnyei, 2005).

Learning style is one of student's different characteristics that have not been paid more attention yet. Students had variety in their learning styles especially in learning English. Learning style is inherent and is a blend of cognitive, affective, perceptual and behavioral elements and also influence by physiological traits of

individual (Oxford and Horton 1988 in Oxford 1989; Reid 1987, 1995). As suggested by James and Gardner in Brown (1987), there were three dimensions of learning styles namely: cognitive, affective and perceptual (sensory).

According to Fleming and Mills (1992), learning style is the tendency of students to adopt a particular strategy in the form of learning as responsibility to obtain a learning approach that in accordance with the demands of learning in the classroom or the school and the demands of his subject.

Based on the some definitions above, learning style is an individual's preferred mode and desired conditions of learning. There were three types of learning style such as cognitive (focused on the knowledge), affective (focused on the value or emotion), and perceptual (focused on the sensory of body).

As we known that in learning style, perceptual was one of the dimensions where every student had different perceptual learning style in learning English. Dunn and Dunn in Potter and Hernacki (2004: 114) identifies the kinds of learning style from the point of view of perceptual learning style preferences in English were visual, auditory and tactile. Based on Reid (1995: x-xi) approaches different perceptual learning style covered visual, auditory, kinesthetic, tactile, individual, and group learning dimensions.

All of people had the perceptual learning style like students in the various university or college. Students of Tri Dharma Nusantara Makassar Economic Science Collage of Accounting Department at the fifth semester used different perceptual

learning style preferences in learning English so the students needed to know about English because some of the references in their college used English language whereas the students just followed English Course in two semesters. Although the students learn about Accounting course but most of the references have as a base of English.

Beside of that, there was a great desired by students to learn English. In addition because English is the international language, they were interested in learning English in various ways. In fact, they usually did conversation in English and discussed often they did to support their knowledge in understanding English language. So, the students must learn to improve their knowledge about English but the students did not realize that the perceptual learning style was very important. When the students had known about their perceptual learning style, it would be easy to learn especially in English. The references in the college could understand easily by the students.

Based on the background above, the writer inspired to carry out this research under the topic “Perceptual learning style in English of students at the fifth semester of Accounting Department of Tri Dharma Nusantara Makassar Economic Science College in Academic Year 2016-2017”.

B. Problem Statement

In this research, the writer tried to analyze perceptual learning style in English of students at the fifth semester of Accounting Department of Tri Dharma Nusantara

Makassar Economic Science Collage in academic year 2016-2017. So, the research questions were formulated as follow:

1. What are perceptual learning styles at the fifth semester students of Accounting Department of Tri Dharma Nusantara Makassar Economic Science College in academic years 2016-2017 in learning English?
2. What are the strategies of perceptual learning style at the fifth semester students of Accounting Department of Tri Dharma Nusantara Makassar Economic Science College in academic years 2016-2017 in learning English related to Reid's strategy theory?

C. Objective of the Research

Based on the problem statement above, the objective of the research aimed:

1. To describe perceptual learning style at the fifth semester students of Accounting Department of Tri Dharma Nusantara Makassar Economic Science College in academic years 2016-2017 in learning English.
2. To describe the strategies of perceptual learning style at the fifth semester students of Accounting Department of Tri Dharma Nusantara Makassar Economic Science College in academic years 2016-2017 in learning English related to Reid's strategy theory.

D. Significance of the Research

The result of this research was expected to be advantageous or beneficial not only for the writer to fulfill one of the requirements to obtain undergraduate degree, but also for the students, the readers, and the department.

1. For the students, the writer hoped that by knowing the dominant and the strategies of kinds of perceptual learning style, students could learn effectively especially in learning English.

2. For the readers, the writer hoped that through this research, the readers understood more about perceptual learning style of students and the strategies of perceptual learning style in English and to provide beneficial information for anyone who wanted to conduct the next research that related to this topic.

3. For the department, the writer hoped that the result of this study could be useful for the students especially English Department student who wanted to analyze the perceptual learning style and be a pioneer of English language program in doing research related to linguistic work.

E. Scope of the Research

This study focused on perceptual learning style consisted of: visual, auditory, kinesthetic, tactile, individual, and group and the strategies of perceptual learning style at the fifth semester students of Accounting Department of Tri Dharma Nusantara Makassar Economic Science College in academic year 2016-2017 related to the theory by using Reid's theory (1995).

CHAPTER II

REVIEW OF RELATED LITERATURE

This chapter explained about the review of related literature which dealt with some previous findings and pertinent ideas.

A. Previous Findings

There were two findings related to perceptual learning style in English of students at the fifth semester of Accounting Department of Tri Dharma Nusantara Makassar Economic Science College in academic year 2016-2017 would be presented by the writer, they were:

Soliba (2006) conducted a research under the title *Learning Styles of the First year Students of Saint Louis University Laboratory High school in the school year 2005-2006*. The aimed of this research was to know the types of learning style of the First year Students of Saint Louis University Laboratory High school in the school year 2005-2006. The method of this thesis used descriptive qualitative method. The first year students of SLU-LHS employ the visual, auditory, tactile or kinesthetic learning styles; where the tactile or kinesthetic learning style was discovered to be the most dominant learning style among the first year students both male and female. It was also concluded that the science group was more visual than the regular group, there was no significant difference in the manifestation of the learning styles of the students regardless of gender and section content address the three learning styles of the students.

Papoola and Hendricks (2014) conducted a research under the title *Learning Styles of First-Semester Baccalaureate Nursing Students: A Literature Review*. The aimed of this research was to examine research on learning style of first semester nursing students in a baccalaureate nursing program, their influences on learning, and academic performance. The research method of this research was library method. The author selected articles which were written in only the English language from 1982-2013 and research articles relevant to learning style and instructor teaching styles. Related research articles included original research and empirical data. Exclusion criteria included dissertations, opinions, and discussions research.

The result of this research was the initial search yielded over 34 articles from nursing, education, psychology, and medicine. Research had varied in the number of learning style models. Kolb's Experimental Learning Style had been applied to nursing students more than any other model. Two other models that had been used in nursing are Neil Fleming's Visual, Aural, Reading, and Kinesthetic (VARK) Learning Style and Kolb's model. VARK was an acronym established by Fleming in 1998. The "V" meant visual, "A" meant Aural, "R" meant Read and Write, and "K" meant Kinesthetic (Fleming, 2009). Nursing students differentiated in various ways from the learning styles to learning preferences. There was limited literature on the learning styles of first semester nursing students, thus, creating partial understanding of how the learning styles models affected these group of nursing students. Kolb's Learning Style Instrument and the VARK learning styles were more studied in

nursing profession than other models. Therefore, there was limited literature review in the interpretation and comparison to other models of learning styles.

Both of the previous findings above that had the differences and similarity with this research. The similarity of this research was the researches focused on learning style in perceptual dimension of learning style whereas the different of the research was the different theory of perceptual learning style. Soliba used Barsch perceptual learning styles such as visual, auditory and kinesthetic or tactile. Papoola and Hendricks used theory of Kolb's Experimental Learning Style and Neil Fleming's Visual, Aural, Reading, and Kinesthetic (VARK) Learning Style. Beside of that the previous findings above used descriptive qualitative method by Soliba and Papoola and Hendricks used library method. In this research the writer used Reid's, 1995 theory about the perceptual learning style that consisted of visual, auditory, tactile, kinesthetic, individual and group learning and the strategies of perceptual learning style with the mixed method to know the perceptual learning style and the strategies of perceptual learning style related to the Reid's theory in English of students at the fifth semester of Accounting Department of Tri Dharma Nusantara Makassar Economic Science College in academic year 2016-2017.

B. Pertinent Ideas

1. Learning Style

Learning style refers to how we describe the approach which individual use in acquiring new language or learning in complex manner in processing, storing and

recall what they are attempting to learn (James and Gardner, 1995 in Brown 1987). Based on Kolb (1984) learning style is the style that enabled learning to be oriented to the preferred method. Kolb explains that different people naturally prefer a certain single different learning style.

Based on Kaffe, 1979 in Brown, 1987, learning style is inherent and is a blend of cognitive, affective and perceptual and also influence by physiological traits of individual.

Reid (1995: viii) claims that three major categories of learning styles are widely recognize and relevant to the field of foreign language learning: cognitive learning styles, affective/temperament learning styles, and perceptual or sensory learning styles.

a) Cognitive styles relate to thinking, problem solving abilities and the ability to organize information. One type of cognitive learning style research measures field independence and field dependence in learners. The field independent students prefer to learn in a context where rules, instructions, discrete-point tests and imitation are emphasized. The field dependent students, on the other hand, generally prefer cooperative and experiential learning environments (Reid, 1995: 49).

b) Affective learning or temperament learning style takes students' emotions, values and feelings into consideration. The focus is on the learner (i.e. his or her motivation, level of engagement, interaction and reception to feedback) and how he or she reacts to learning opportunities (Reid, 1995: 136).

c) Perceptual or sensory learning style which is used to describe and identify the variations among learners in using their senses to understand, organize and retain experiences. The perceptual learning style can be categorized in six categories: visual, auditory, kinesthetic, tactile, individual and group learning (Reid, 1995: 173).

According to the writer, learning style is an individual's preferred mode and desire conditions of learning. There were three types of learning style such as cognitive (focused on the knowledge), affective (focused on the value or emotion), and perceptual (focused on the sensory of body).

Based on the explanation above the writer focused on the perceptual learning style because the students perceived differently using the sensory channels through they given, received and stored information and five senses more usually dominant to be used than another to know learning style especially in English of the fifth semester students of Accounting Department of Tri Dharma Nusantara Makassar Economic Science College in academic year 2016-2017.

2. Perceptual Learning Style

Perceptual learning styles are the means by which learners' extracted information from their surroundings through the use of their five senses. Individuals have different "pathways" that were specific to them. When information enters that "pathway" the information is retained in short term memory. Repeats exposure and uses promote retention in long term memory (Institute of Learning Styles Research 1996: 2).

Dunn and Dunn in Potter and Hernacki (2004: 114) identify three basic learning styles called perceptual learning style. They were as follow:

a) Visual learners are the students learn through seeing. These students need to see the teacher's body language and facial expression to fully understand the content of a lesson. They tend to sit in the front row of the classroom to avoid visual obstructions. They may think of pictures and learn best from visual displays including: diagrams, illustrate text books, overhead transparencies, videos, flipcharts and hand-outs. During a lecture or classroom discussion, visual learners often take detailed notes to absorb the information (Dunn and Dunn in Potter and Hernacki, 2004: 114).

b) Auditory learners are the students learn through listening. They learn best through verbal lectures, discussions and listening to what others have said. Auditory learners interpret the underlying meanings of speech through listening to tone of voice, pitch, speed and other nuances. Written information may have little meaning until is heard. These students often benefit from reading aloud and use a tape recorder (Dunn and Dunn in Potter and Hernacki, 2004: 115).

c) Tactile or kinesthetic learners are the students learn through moving, doing and touching. Tactile or kinesthetic students learn best through a handed-on approach, actively exploring the physical world around them. They may find it hard to sit for long period of time and might become distracted by their needs for activities and exploration (Dunn and Dunn in Potter and Hernacki, 2004: 117).

Whereas perceptual learning style preference referred to the perceptual channels through which students preferred to learn. These can be classified as auditory (listening to lectures and tapes), visual (reading and studying charts), kinesthetic (experiential, total physical involvement), tactile (hands-on, doing lab experiments), interactive group and interactive individual learning (Reid, 1995: xi).

a) Visual learners learn well from seeing words in books, on the chalkboard and in workbooks. The learners remember and can understand information and instructions better if they read them. They do not need as much oral explanation as auditory learners, and they could often learn alone with a book. They should take notes of lectures and oral directions if they want to remember the information (Reid, 1995: x).

b) Auditory learners learn from hearing words spoken and from oral explanations. The learners may remember information by reading aloud or moving their lips as they read, especially where they are learning new material. They benefit from hearing audio-tapes, lectures, and class discussions, they benefit from making tapes to listen to, by teaching other students, and by conversing with their teachers (Reis, 1995: x).

c) Kinesthetic learners learn best by experience, by being involve physically in classroom experiences. The learners remember information well when they actively participate in activities, field trips and role-playing in the classroom. A

combination of stimulation for example, an audiotape combines with an activity will help them understand new material (Reid, 1995: x).

d) Tactile learners learn best when they have the opportunity to do 'hands-on' experiences with materials. Activities that involve working on experiments in a laboratory, handling and building models and touching and working with materials provide them with the most successful learning situations. Writing notes or instructions can help them to remember information and physical involvement in class related activities may help learners understand new information (Reid, 1995: x).

e) Group learners learn easily when they study with at least one other student. They will be more successful completing work well when they work with others. They value group interaction and class work with two or three classmates. The stimulation they receive from group work helps them to learn and understand new information (Reid, 1995: x).

f) Individual learners learn best when they work alone. They think better and remember information better when they study alone. They understand new material best when they learn it alone and they make better progress in learning when they work alone (Reid, 1995: x).

According to the writer, perceptual learning style was one of the dimensions of learning style that focused on the sensory or using five senses of

individual like saw, listened, handed-on, used body movement, touched, worked alone, and worked together.

Based on the perceptual learning style theories of Dunn and Dunn in Potter and Hernacki and Reid for the purposed of this study, in order to find out the dominant of perceptual learning style in English of students at the fifth semester students of Accounting Department of Tri Dharma Nusantara Makassar Economic Science College in academic year 2016-2017 by using Reid theory (1995).

3. Kinds of Perceptual Learning Style

Reid (1995) approached learning style from the point of view of perceptual learning style. There were six kinds of perceptual learning style:

3.a Visual Learner

Visual learning style refers to preferring to learn through seeing, that is visual channel. Reid reports that “Visual students need the visual stimulation of bulletin boards, videos and movies” (1995: 199). They like reading, computers, pictures and written instructions. Learners whose dominant perceptual learning style is visual can visually recall what they have read or observe. In Perceptual Learning Style Preference Questionnaire (PLSPQ), the items relate to visual perceptual learning style refer only reading textual material. Reid (1995: 199) explains that non-textual items, pictures, photographs and graphics cause ambiguity among English second language students and decrease the construct correlation coefficient.

Visual learners like to read a lot, which require concentration and time spend alone. They must be written direction if they are to function well in the classroom. A visual learner is predictive of using visualization strategies like mental imagery to learn a new language, but visual learners are not likely to use affectively strategies to calm themselves down or to strengthen their motivation, Reid (1995: 226). Visual learners are characterized by the following:

- 1) Fast talkers;
- 2) Concern with the appearance in the dress or presentation;
- 3) Not easily distracted by the commotion;
- 4) The reader is quickly and diligently;
- 5) More like a demonstration of the speech;
- 6) Have a trouble to remember verbal instructions unless it is written, and often ask for help people to repeat.

3.b Auditory Learner

Auditory learners are very good listeners. They tend to absorb information in a more efficient manner through sounds, music, discussions, teachings, etc. These individuals are more likely to record lectures so that they can replay them at a later time for study purposes. Auditory learners appreciate books on tape and may find that reading aloud to help them to retain information. Rather than written reports, auditory learners tend to do better on oral presentations and reports (Reid, 1995: 200).

Auditory students enjoy the oral-aural learning channel. Thus, they want to engage in discussion, conversation, and group work. These students typically require only oral directions. Auditory learners are a significant predictor of using memory strategies like planning and evaluating; Reid (1995: 228) defines characteristics of an auditory learner the following:

- 1) When working like talking to herself;
- 2) Easily distracted by a commotion;
- 3) Happy reading aloud and listening;
- 4) More clever spell loudly than writing;
- 5) Seldom take notes or write things down.

3.c Tactile Learner

Tactile learners learn more effectively the sense of touch or performance of body movement. Tactile learners learn best by experience, by being involved physically. Writing notes or instruction can help them remember information and physical involvement in class relate activities may help them understand new information (Reid, 1995: 200).

Tactile students need to touch and handle objects. They are happy making collages. Three dimensional models, shadow, boxes, or other artwork can be related to language learning. Tactile learners are studying demonstrated significant use of strategies for authentic language use but show a negative preference for memory strategies (which usually involve auditory or visual associations of various

kinds) Reid (1995: 229) also states the characteristics of a tactile learner the following:

- 1) Doing, hands-on approach (manipulation, object, simulation, live events);
- 2) Physical involvement in learning;
- 3) Field trip to gain knowledge;
- 4) Small group discussion (2-3 in group);
- 5) Can sit for long time like do experiment in the laboratory.

3.d Kinesthetic Learner

Kinesthetic learners will rather learn through “experiential learning that is total physical involvement with a learning situation” (Reid, 1995: 200). They need body movement to absorb and retain what is learned and they prefer learning through activity and they cannot focus on challenging information passively the statements of this domain reflect overlapping preferences among kinesthetic and group learning styles (Reid, 1995: 200).

Kinesthetic learners are those who like movement and enjoy working with tangible objects. They prefer frequent move around the room. They learn through experiencing or doing things. Reid (1995: 230) also states the characteristics of a kinesthetic learner the following:

- 1) Speak slowly;
- 2) Learn through manipulating and practice;
- 3) Cannot sit still for long time;

- 4) Actively participate in activities, role-playing in the classroom;
- 5) Speak with their hands and gestures;
- 6) Like the game that occupies.

3.e Individual Learner

Individual learning is one of the sociological styles that include in PLSPQ by Reid. It refers to preferring to learn through working alone. Learners whose primary learning style is individual learn more efficiently by themselves (Reid, 1995: 221). They want to pace themselves and become critical with the presence of an authority.

Individual learners are usually called by introvert learners who can do more work when they work alone. They learn best when they study alone. They think that it is fun to learn with classmates, but is hard to study with them. Some characteristics of introverts by Reid (1995: 231) are following:

- 1) Become a silent person when do an assignment;
- 2) Aloof;
- 3) Do everything by herself;
- 4) Become a dominant in a group;
- 5) Diligent and hardworking.

3.f Group Learner

Group learning style is also one of the sociological styles. Group learners prefer learning through working with others and participating group works (Reid, 1995: 222). They like working in small groups, teams, or with a peer.

Same like Individual learners that have the other name, group learners are usually called by extrovert learners who enjoy joining in class discussions. They prefer group work to working in isolation. If they have to decide something, they ask other people for their opinions. If they understand a problem, they like to help other learners understand it too (Reid, 1995: 232). Some characteristics of extrovert learners are following:

- 1) Talkative person;
- 2) Like to ask something;
- 3) Must learn with another people;
- 4) Like to make discussion to discuss the topic.

4. Learning Strategy

There have been numerous attempted to define strategies. According to an early definition provided by Rubin (1975: 43) strategies are “the techniques or devices which a learner may use to acquire knowledge.” When O'Malley et al. (1985) come to conduct their research; they base their definition on Rigney's (1978) definition of learning strategies as procedures which facilitate acquisition, retention, retrieval, and performance. Oxford (1990: 8) provide another well-known definition

of learning strategies as “specific actions taken by the learner to make learning easier, faster, more enjoyable, more self-directed, more effective, and more transferable to new situations.” Definitional consensus is not assisted by some writers' use of conflicting terminology such as *learning behaviors* (Politzer and McGroarty, 1985; Wesche, 1977), *tactics* (Seliger, 1984), and *techniques* (Stern, 1992), rival terms which are employed more or less (but not always exactly) synonymously with the term *strategy* as use elsewhere in the literature. This lack of accord led Macaro (2006) to abandon the attempt to achieve an all-encompassing definition and to opt instead for listing defining characteristics according to location, size, abstractness, relationship to other strategies, explicitness of goal orientation, and transferability. Griffiths (2008, 2013), however, argued that in order to conduct meaningful research, a definition of the construct being researched is essential, and following an exhaustive review of previous literature, she produces a definition of language learning strategies as “activities consciously chosen by learners for the purpose of regulating their own language learning” (2008: 87, 2013: 36). This is one of the simplest definitions, and it touches the heart of the matter.

Yet another highly contentious issue in the language learning strategy arena has been that of categorization. There have been numerous attempts to classify strategies. Rubin (1981) identifies two kinds of learning strategies which she labels direct and indirect, while O'Malley et al. (1985) opted for a tripartite classification system (cognitive, metacognitive, and social). Using Rubin's direct or

indirect dichotomy, Oxford (1990) further subdivide strategy items in her *Strategy Inventory for Language Learning (SILL)* into six categories: memory, cognitive, compensation, metacognitive, affective, and social. She later refines the categories to eliminate overlap and encourage greater theoretical cohesion, resulting in four strategy categories: cognitive, affective, sociocultural-interactive, and the master category of “meta-strategies,” which includes but is not limited to metacognitive strategies (Oxford, 2011). Three strategy categories (cognitive, metacognitive, and resource management) were suggested by Pintrich and Garcia (1991). Reid (1995) classified in three strategy categories: cognitive, affective, and perceptual (sensory or memory term).

Based on the definition above, learning strategy was the way or pathway of individual to support their learning to get knowledge or new material in some activities. And this research focused on the perceptual learning style strategies based on the five senses according to Reid’s theory (1995).

5. Perceptual Learning Style Strategies

Reid (1995) approached strategies of learning style from the point of view of perceptual learning style preferences. There were six strategies of perceptual learning style:

5.a Visual Learners Strategy

Visual perceptual learning style provides strategies for students, and offer activities that can implement in their classrooms in order to help visual learners

better understand course information. The visual perceptual learning style, often referred to as the spatial perceptual learning style, is a way of learning in which information is associated with images or graphics. This perceptual learning style requires that learners first see what they are expected to know. People with this kind of learning style are often referred to as *visual-spatial learners*, Reid (1995: 118).

Type stylized of visual perceptual learning style, which play an important role is the eye or vision (visual), in this case the teaching methods use should be more focused on the show or media, invite to objects related to the lesson, or by showing the tool of the object directly or describe on the board. Visual's perceptual learning style should look at body language and facial expressions the teacher to understand the subject matter. They tend to sit at the front so you can see clearly. They think using pictures in their brains and learn faster by using visual displays such as diagrams, illustrate text books, and videos. In the classroom, people with visual perceptual learning style prefer to record the details to obtain information (1995: 119). Visual learners' strategies are following:

- 1) Use color to highlight the important points in the text while reading.
Review the important points by looking at the highlighted passages again.
- 2) Take notes and use underlining and highlighting in different colors to highlight the important points. Include flow charts, graphs and pictures

in the notes. Make summary sheets or mind maps to summarize or review the notes.

- 3) Use pictures, diagrams, flow charts, maps, graphs, time lines, video and multi-media to aid in learning and prepared for exams. Use flash cards to remember important details and facts.
- 4) Sit in front of the class so you can carefully observe the teacher or lecturer. Copy what is written on the board.
- 5) Organize your work area to avoid visual distractions.
- 6) Create visual reminders to keep on track. Make lists on note pads or use sticky notes as reminders.
- 7) Make a visual image of what you are learning. For example, while reading history, picture in your mind's eye what it will be like to live in that historical period.
- 8) Before answering an essay question, picture the answer in your mind, create a mind map or write a quick outline.
- 9) Use outlines or mind maps to review for exams.
- 10) When learning new or difficult material, begin with visual learning strategies and then reinforce your learning with the other perceptual learning style strategies.

- 11) Practice remembering what you hear for those situations where you cannot get the material or instructions in writing. Using mnemonic memory devices may be helpful in remembering what you hear.

5.b Auditory Learners Strategy

Auditory learners rely on the success of their learning through the ear (hearing instrument), it is then the teacher should have to pay attention to students up to hearing the instrument. Auditory perceptual learning style can learn more quickly by using verbal discussions and listening to what is said. Auditory learners can digest the meaning is conveyed through tone of voice, pitch (high or low), the speed of speech and other auditory things. Written information sometimes have minimal significance for the type of auditory. This type usually can memorize more quickly by reading the text aloud and listening to the tapes (audio) Reid (1995: 120). Auditory learners' strategies are following:

- 1) Before reading, skim through the textbook and look at the major headings. As you are reading, ask questions or say out loud what you think that will be important to remember.
- 2) Since you learn by listening, you may not think you need to take notes on college lectures. However, note taking is needed for review and long-term recall. Focuses on writing down the key ideas in your notes and left spaces to fill in the details. Immediately after the lecture,

review your lecture notes to add details you hear in the lecture. To review your notes, read them aloud.

- 3) To prepare for exams, rehearses or says information verbally. For example, while studying math, says the equations out loud.
- 4) Use auditory tools for learning such as lectures, videos, discussions and recordings.
- 5) Work in a quiet area to avoid distractions.
- 6) Make it a priority to attend lectures and participate in discussion sessions. Sit near the front of the classroom so that you can hear clearly. Asks questions in class.
- 7) Discuss what you are learning with other students. Discuss what you are learning with a friend or form a study group where you can discuss what you are learning.
- 8) Participate actively in class discussions.
- 9) Use memory devices, rhymes, poems, rhythms or music to remember what you are studying. For example, turn facts into a rap song or a musical jingle to aid in recall.
- 10) Memorize key concepts by repeating them aloud.
- 11) Read the textbook and any directions for assignments or tests out loud if possible. Hear the words or directions in your mind if you cannot read them aloud.

- 12) When learning new or difficult material, begin with auditory learning techniques and then reinforce the learning with the other perceptual learning style strategies according to your preferences.

5.c Tactile Learners Strategy

Tactile learners remember things better when they can use their fine motor skills to make or handle relevant materials while learning new or difficult work. They generally need to write or type notes while listening. They concentrate best when they can manually manipulate information in concrete formats, and they like to reinforce their understanding using other self-correcting resources (Reid, 1995: 200).

Tactile students need to touch and handle objects. Most young people enjoy and benefit from tactile approaches to teaching and learning. Reid (1995: 201). Tactile learners' strategies are following:

- 1) Try to select educational courses that allow you to “do” things. For example, take courses that involve science experiments, writing, practicing math problems, etc.
- 2) As you are reading, mark or highlight the key ideas and review them to enhance recall. Writing a journal or making a summary sheet of key ideas will help you to remember what you have read.
- 3) Attend lectures and take notes. The physical act of writing will help you to remember the important points in the lecture.

- 4) To prepare for exams, use a mind map, outline or drawing to help you to remember.
- 5) Use real objects to help you to learn. For example, in a physics class, if you are studying levers, create a simple lever and observe how it functions. If you are studying geography, use a globe or map to aid in studying.
- 6) Keep your desk clear of distracting objects.
- 7) Use flash cards to review for exams.
- 8) When learning new or difficult material, begin with tactile learning strategies and then reinforce your learning with the other perceptual learning style strategies according to your preferences.

5.d Kinesthetic Learners Strategy

Kinesthetic learners prefer to learn new or difficult information through 'real-life' experiences and demonstrations. They concentrate best when they are physically active and able to use their large muscle groups in the learning process. Experiential learning suits them well, Reid (1995: 202).

Kinesthetic learners are the type of person who tend to receive the most information and the most effective to involve body movement, demonstrations, and physical activity. Glance down when talking, speak more slowly. People who are included kinesthetic perceptual learning style do moving, touching, and doing. This type is difficult to sit still for long time because of their desire for activity and

exploration is very strong. This type learned by learning through movement and touch. Reid (1995: 203) kinesthetic learners' strategies are following:

- 1) Quickly skim through material before reading it in detail. As you are reading, thought about how the material applied to your personal life. Underline the key ideas and review them to enhance recall.
- 2) Writing a journal or make a summary sheet of key ideas to help you to remember what you have read.
- 3) Take notes on lectures. You are more likely to remember what you have written down.
- 4) To prepare for exams, use flashcards to learn detail information and review them while walking around.
- 5) Move while studying. For example, read while using your exercise bike or stair stepper.
- 6) Use kinesthetic learning experiences such as drama, building, designing, visiting, interviewing and going on field trips.
- 7) Actively participate in discussions to increase motivation and recall.
- 8) Use all of your senses (sight, touch, taste, smell, and hearing) to help you to remember. For example, when studying Spanish, picture yourself speaking the language, use flash cards you can touch to remember the vocabulary, imagine the smell of Mexican food, say the words out loud and listen to recordings of the language.

- 9) Actively participate in classroom exercises to involve yourself in learning and motivate yourself to learn.
- 10) Avoid long classes if possible. For example choose a class that meet one hour on Mondays, Wednesdays and Fridays instead of three hours on Monday.
- 11) If you have a choice on how to do your assignments, do a skit or creat a video.
- 12) Look for courses or majors with hands on activities, labs or field trips.
- 13) Take frequent breaks and study in different locations.
- 14) Use a study group to teach the material to someone else.
- 15) Use bright colors to highlight reading material.
- 16) If you find it helpful, listening to music while you are studying.
- 17) Chew gum to stay alert while studying.
- 18) To prepare for exams, write practice answers and essays. Break the material to be reviewed into small parts and review frequently.
- 19) When learning new and difficult material, begin with kinesthetic learning strategies and then reinforce your learning with the other perceptual learning style strategies according to your preferences.

5.e Individual Learners Strategy

Individual learners is one of the sociological styles as the name suggests, these kinds of students are the quiet angels who can work alone with

minimal directions from the teacher or lecturer. Oftentimes mistakes as the shy ones of the classroom, individual learners can be quite extroverted when given the opportunity, Reid (1995, 204).

The desire for self-study keeps individual learners away from active, voluntary classroom participation. In a group setting, the individual learners may seem reserved, inactive or even indifferent. To engage the individual learners and keep them from finishing an entire group project on his or her own, teachers or lecturers are encouraged to have a more structured group activity that assign distinctive tasks and role to every individual of the group. Individual learners' strategies are following by Reid (1995: 205):

- 1) Are energized by the inner world (what they are thinking);
- 2) Prefer individual or one-on-one games and activities;
- 3) Are exhausted after working in a large group;
- 4) Tend to keep silent and listened in a group;
- 5) Do the task by herself;
- 6) Want to understand something well before they try it.

5.f Group Learners Strategy

Group learners are also one of the sociological styles. Group learners streamline the learning experience of social or interpersonal learners. They are quite verbal and are always anxious to apply what they have learned in interactive settings, Reid (1995: 207).

Give your social butterfly a chance to spread their wings and fly with meaningful activities. Teach a lesson on social awareness, etiquette or cultural differences. Incorporating peer editing, peer teaching and group discussions into the curriculum will dramatically enriched the learning experience of these happy talkers, Reid (1995: 208). Group learners' strategies are following:

- 1) Learn better when they work or study with others than by themselves;
- 2) Meet new people easily by jumping into conversations;
- 3) Learn better in the classroom than with a private tutor;
- 4) Do discussion or presentation in the class;
- 5) Like to make a small group to study together.

6. The Fifth Semester Students of Accounting Department of Tri Dharma Nusantara Makassar Economic Science College in Academic Years 2016-2017

Tri Dharma Nusantara Makassar Economic Science College was one of collage in Makassar. This collage focused in the field of Economic Science. There were two departments namely Management Department and Accounting Department. This campus was originally located on Jl. Gatot Subroto then moved to the Jl. Kumala 2 no.51. The campus operated every day from Monday to Sunday. Private campus that became a nickname to the campus was being targeted of students who were basically a worker for the sake of improving the quality of human resources there were to be more competent and prosperous life of work (STIETDN | Simakad Mahasiswa).

Tri Dharma Nusantara Makassar Economic Science College was established on August, 11th 1998. The vision of this college is to become a national level college oriented towards the development of science in Accounting and Management. While the mission of this college is to improve the quantity and quality of Tri Dharma Nusantara Makassar Economic Science College activities effectively and efficiently supported by academic staff who had the knowledge and high skills, facilities and infrastructure were adequate, and mutually beneficial cooperation with relevant institutions (simakad.stdn.ac.id: profile).

In the academic year 2016-2017 at the fifth semester, students in Accounting Department had three classes; those were AK-A1, AK-A2 and AK-B1. AK-A1 and AK-A2 had the same schedules were on Monday, Tuesday and Wednesday with the schedule of courses and lecturers were different. While for AK-B1 class had schedules on Thursday, Friday and Saturday. The third classes were running the same time but differenced day was at 18:45 pm until 22:00 pm.

The member of students in AK-A1 class was the 25 students, for AK-A2 class the total students were as 28 people and the last class in AK-B1 was 31 students. So, the total students of the fifth semester of Accounting Department of Tri Dharma Nusantara Makassar Economic Science College in academic year 2016-2017 were 84 students who became the object of research by the writer.

Perceptual learning style had an important place in the lives of individuals. The students of the fifth semester of Accounting Department of Tri

Dharma Nusantara Makassar Economic Science College in academic year 2016-2017 just got English course in the first and second semester and after that they did not learn about English but the references in Accounting course use English language, and they were interested in learning English, so the perceptual learning style could help the students to best learned English based on the way or the style in learning. While students used all of their senses to take in information about English, they seemed to have preferences in how they learned best.

CHAPTER III

RESEARCH METHOD

This chapter dealt with method of the research, subject of the research, the research instrument, the procedures of collecting data and technique of analyzing data.

A. Method of The Research

The method of this research applied mixed method. Based on Creswell (2009: 211), mixed method is a research method that combines between qualitative method and quantitative method to be used together in a research to get more comprehensive, valid, reliable, and objective data.

This method aimed to describe perceptual learning style of the students at fifth semester of Accounting Department of Tri Dharma Nusantara Makassar Economic Science College in academic year 2016-2017 in learning English by using percentage related on quantitative media and the strategies of perceptual learning style of the students at fifth semester of Accounting Department of Tri Dharma Nusantara Makassar Economic Science College in academic year 2016-2017 in learning English related to Reid's theory by using focus group discussion (FGD) where was the part of qualitative media.

B. Subject of The Research

The population of this research were the fifth semester students of Accounting Department of Tri Dharma Nusantara Makassar Economic Science College in

academic year 2016-2017 and it consist of three classes, they were AK-A1, AK-A2, AK-B1 and the total members of students were 84 to know the perceptual learning style. The writer used saturated sampling or full sampling. Based on Sugiyono (2014: 124-125), saturated sampling is a sampling technique when all members of the population are used as a sample. Other terms are saturated sample census, where all members of the population became a sample.

The member of students in AK-A1 class was the 25 students, for AK-A2 class the total students were as 28 people and the last class in AK-B1 was 31 students. So, the total students of the fifth semester of Accounting Department of Tri Dharma Nusantara Makassar Economic Science College in academic years 2016-2017 were 84 students who became the object of research by the writer.

Table 1

Subject of the research by questionnaire session

NO	CLASS	STUDENTS
1	AK-A1	25
2	AK-A2	28
3	AK-B1	31
TOTAL MEMBER OF STUDENTS		84

To know the second question of this research based on the result of the first problem statement from 84 students the writer used random sampling. According to

Sugiyono (2014: 120) random sampling is each member of the population has an equal chance of being selected as subject. The entire process of sampling is done in a single step with each subject selected independently of the other members of the population.

The participants of populations to know the strategy of perceptual learning style were 30% until 50% or by seeing the smallest number from the result of percentage in every kinds of perceptual learning style to be the basis in taking of the number of participants. The total participants to answer the strategies of perceptual learning style present the other populations from the 84 students.

C. The Research Instrument

In collecting data, the writer used two instruments to answer the problem statements. Which questionnaire was used to describe the perceptual learning style and question items by focus group discussion (FGD) were used to describe the strategies of perceptual learning style in English related to Reid's theory.

1. Questioner

In collecting data, the writer used questionnaire (Reid, 1995: 202) that modified to find out the perceptual learning style students had in learning English. The total questions of questionnaire were 30 items (see Appendix A) that would related to the perceptual learning style in learning English those were visual, auditory, kinesthetic, tactile, individual, and group learning. There were 5 questions for each learning category in this questionnaire. The questions grouped below according to

each learning style. For the questions number 6, 10, 12, 24, and 29 included of visual learners. The questions number 1, 7, 9, 17, and 20 included of auditory learners. The questions number 2, 8, 15, 19, and 26 included of kinesthetic learners. Number 11, 14, 16, 22, and 25 included of tactile learners. Group learners covered in questions number 3, 5, 21, 23, and 28. And the last of individual learners were 4, 13, 18, 27, and 30 of the questions number.

The important thing that the questionnaire used by Indonesian version (see Appendix B) in order to make it easy of the students to understand the questions in the questionnaire because they were not from the English Department or focused on the English language so that was presented by mother tongue.

The questionnaire used score employing likert scale ranging from strongly agree to strongly disagree. To assess the items were following:

Table 2

Score of Likert Scale

Statement	Strongly Agree	Agree	Uncertain	Disagree	Strongly Disagree
Favorable	5	4	3	2	1

(Reid, 1995: 204)

2. Question Items by Focus Group Discussion (FGD)

The next collecting data used focus group discussion (FGD) that is mad by semi structure in question items to find out the strategies of perceptual learning style

of the students had in learning English related to Reid's theory. The total questions of focus group discussion (FGD) were 5 in every item of kinds that related to strategies of perceptual learning style in learning English based on the Reid's theory those were visual learners' strategies, auditory learners' strategies, kinesthetic learners' strategies, tactile learners' strategies, individual learners' strategies, and group learners' strategies. Which the question items included three types were engagement question, exploration questions, and the last exit question for each category (See Appendix D, E, F, G, H, and I).

D. The procedure of data collection

The procedure in collecting the data, the writer used the form of questionnaire to find out the perceptual learning style of students in learning English at the fifth semester of Accounting Department of Tri Dharma Nusantara Makassar Economic Science College in academic year 2016-2017 were following:

1. The writer came to the class and got permission to the lecturer that taught in the class to explain about the research of the writer;
2. The writer spent a few minutes to give explanation about the writer's purposed came and gave the questionnaire to the students;
3. The writer gave explanation about the purposed of the questionnaire to the students before the students answered the questionnaire;
4. The writer gave 30 minutes to the students to answer the questionnaire;
5. Finally, the writer collected the answer of the questionnaire of the students;

6. The writer told to the students about the result of this questionnaire would be explained one week from the questionnaire session.

7. And, after one week, based on the questionnaire result, the writer told to the students that the writer would do focus group discussion and would be chosen some students that present the students to make focus group discussion.

8. The writer thanked to the lecturer and the students for their participate in the questionnaire session.

After the questionnaire session, one week after the writer took the first data; the writer did focus group discussion (FGD) to some students about one focus topic that became delegations in every category of perceptual learning style to know the strategies of perceptual learning style related to Reid's theory. Based on Morgan, D, L. (1988) A focus group discussion (FGD) is a good way to gather together people from similar backgrounds or experiences to discuss a specific topic of interest. The group of participants was guided by a moderator (or group facilitator) who introduced topics for discussion and helped the group to participate in a lively and natural discussion amongst them.

The strength of FGD relied on allowing the participants to agree or disagree with each other so that it provided an insight into how a group thought about an issue, about the range of opinion and ideas, and the inconsistencies and variation that existed in a particular community in terms of beliefs and their experiences and practices. Focus group discussion had a total membership of approximately 30% until

50% of the total percentage of each focal topic or the smallest number of the results percentage.

FGDs were used to explore the meanings of survey findings that could not be explained statistically, the range of opinions or views on a topic of interest and to collect a wide variety of local terms. In bridging research and policy, FGD could be useful in providing an insight into different opinions among different parties involved in the change process, thus enabling the process to be managed more smoothly. It was also a good method to employ prior to designing questionnaires.

So, focus group discussion were used by the writer to describe the strategies of perceptual learning style of students in learning English at the fifth semester of Accounting Department of Tri Dharma Nusantara Makassar Economic Science College in academic year 2016-2017 related on Reid's theory (1995) were following:

1. The writer came to the class and got permission to the lecturer that taught in the class to explain about the continued research of the writer;
2. The writer invited the participants (30% until 50% students) that had been chosen to do focus group discussion based on the percentage's result of the questionnaire in every kinds of perceptual learning style that present the other participants;
3. The writer did focus group discussion with the participants in the empty room of Tri Dharma Nusantara Makassar Economic Science College;

4. The writer made one circle with the participants to do focus group discussion with the focus topic about strategy of perceptual learning style related to Reid's theory;

5. The writer became a moderator to going on the focus group discussion which this activity was done as 10 until 15 minutes by using tape recorder.

6. In focus group discussions, the writer would explain beforehand about the results of the questionnaire and provided an explanation of each perceptual learning style of each focus group discussion that was done to make it easier for participants to run focus group discussion and answered any questions that were available that related to each strategies of each perceptual learning style based on the Reid's theory.

7. The writer transcribed the data based on the focus group discussion that had been done.

E. The Technique of data analysis

The questionnaire data collected through questionnaire that analyzed and applied into percentage technique to know the perceptual learning style of students in learning English at the fifth semester of Accounting Department of Tri Dharma Nusantara Makassar Economic Science College in academic year 2016-2017.

Then the data from questionnaire were analyzed by using percentage; the writer applied the formula:

$$P = \frac{Fq}{N} \times 100\%$$

N

Where:

P : Percentage

Fq : Frequency

N : Number of population (Sugiyono, 2014: 45)

The other data collected was the question items that through focus group discussion that was analyzed by the writer. In order for all students as participant in a FGD's comments to be understandable and useful, they must be boiled down to essential information using a systematic and verifiable process. The writer began in transcribing all focus group tapes and inserting notes into transcribed material where appropriate.

The writer cleaned up the transcripts by stripping off nonessential words. Simultaneously assign each participant comment or quote a separate line on the page as well as each new thought or idea therein. There were four columns such us, (Morgan. D. L 1988):

- a. One column was for the number code of the question;
- b. One column was for the question items;
- c. One column was for the initial of participants;
- d. One column was for responses.

The question item by focus group discussion used columns to describe the strategies of perceptual learning style related to Reid's theory. To assess the items were following:

Table 3
Focus Group Discussion Formulated

No.	Initial Of Participants	Class	Category
			Visual Learners
			Auditory Learners
			Kinesthetic Learners
			Tactile Learners
			Individual Learners
			Group Learners

Then the data from focus group discussion were analyzed by using table and adjusted the strategies in accordance with the Reid theory performed of students by question items that had the writer provided from the transcribe of the data that had recorded by the writer.

CHAPTER IV

FINDING AND DISCUSSION

This chapter consisted of the finding of the research and the discussion of the findings. The findings were presented as data description and the discussion sections, arguments of the findings were given.

A. Findings

In this part, the writer presented the data analyzed percentage in the perceptual learning style and the description of the strategies of perceptual learning style related to Reid's theory.

The data collected from 84 students that were analyzed in two steps of analyzed scoring the questionnaire by analyzing percentage and analyzed by question items with focus group discussion (FGD) about the strategies of perceptual learning style related to Reid's theory. The research was conducted during one month from the October, 10th 2016 until November, 10th 2016 in Tri Dharma Nusantara Makassar Economic Science College.

1. The Kinds of Perceptual Learning Style

From the data analyzed, it was used to describe the score student's answer of the questionnaire about the perceptual learning style. In general, students could be classified into six groups' namely visual learners, auditory learners, kinesthetic learners, tactile learners, individual learners, and group learners. But in this research showed that there were fourteen (14) students included in visual learners, ten (10)

students included as auditory learners, sixteen (16) students included as kinesthetic learners, six (6) students included as tactile learners, twenty four (24) students included as group learners, and fourteen (14) students included as individual learners.

To know the data analyzed by percentage of kinds of perceptual learning style, it was analyzed by the percentage in perceptual learning style. It was analyzed as follows:

a) Visual Learners:

$$P = \frac{Fq}{N} \times 100\%$$

$$P = \frac{14}{84} \times 100\% = 17\%$$

Based on the data analyzed, it was found that number of students who were indicated as visual were 14 students (17%) of 84 students. It showed from many students who answered the items of visual questions consisted of: Item 6: 16(19%), Item 10: 8(10%), Item 12: 17(20%), Item 24: 13(15%), Item 29: 12(14%). Where this percentage analyzed was obtained by total score visual learners as the kinds of perceptual learning style.

b) Auditory Learners:

$$P = \frac{Fq}{N} \times 100\%$$

$$P = \frac{10}{84} \times 100\% = 10\%$$

Based on the data analyzed, it was found that number of students who were indicated as auditory were 10 students (10%) of 84 students. It showed from many

students who answered the items of auditory questions consisted of: Item 1: 6 (7%), Item 7: 16(19%), Item 9: 26(31%), Item 17: 7(8%), Item 20: 7(8%). Where this percentage analyzed was obtained by total score auditory learners as the kinds of perceptual learning style.

c) Kinesthetic Learners:

$$P = \frac{Fq}{N} \times 100\%$$

$$P = \frac{16}{84} \times 100\% = 19\%$$

Based on the data analyzed, it was found that number of students who were indicated as kinesthetic were 16 students (19%) of 84 students. It showed from many students who answered the items of kinesthetic questions consisted of: Item 2: 16(19%), Item 8: 11(13%), Item 15: 11(13%), Item 19: 17(20%), Item 26: 6(7%). Where this percentage analyzed was obtained by total score kinesthetic learners as the kinds of perceptual learning style.

d) Tactile Learners:

$$P = \frac{Fq}{N} \times 100\%$$

$$P = \frac{6}{84} \times 100\% = 7\%$$

Based on the data analyzed, it was found that number of students who were indicated as tactile were 6 students (7%) of 84 students. It showed from many students who answered the items of tactile questions consisted of: Item 11: 4(5%), Item 14: 11(13%), Item 16: 9(11%), Item 22: 13(15%), Item 25: 11(13%). Where this

percentage analyzed was obtained by total score tactile learners as the kinds of perceptual learning style.

e) Group Learners:

$$P = \frac{Fq}{N} \times 100\%$$

$$P = \frac{24}{84} \times 100\% = 28\%$$

Based on the data analyzed, it was found that number of students who were indicated as group was 24 students (28%) of 84 students. It showed from many students who answered the items of group questions consisted of: Item 3: 25(30%), Item 5: 14(17%), Item 21: 18(21%), Item 23: 10(12%), Item 28: 8(10%). Where this percentage analyzed was obtained by total score group learners as the kinds of perceptual learning style.

f) Individual Learners:

$$P = \frac{Fq}{N} \times 100\%$$

$$P = \frac{14}{84} \times 100\% = 17\%$$

Based on the data analyzed, it was found that number of students who were indicated as individual were 14 students (17%) of 84 students. It showed from many students who answered the items of individual questions consisted of: Item 4: 10(12%), Item 13: 20(24%), Item 18: 12(14%), Item 27: 6(7%), Item 30: 9(11%). Where this percentage analyzed was obtained by total score individual learners as the kinds of perceptual learning style.

Table 4
The Percentage of Kinds of Student's Perceptual Learning Style

No	Kinds of Perceptual Learning Style	Frequency	Percentage
1	Visual Learners	14	17 %
2	Auditory Learners	10	12 %
3	Kinesthetic Learners	16	19 %
4	Tactile Learners	6	7 %
5	Group Learners	24	28 %
6	Individual Learners	14	17 %
Total		84	100%

Based on the data analyzed, the questionnaire's result showed that there were fourteen (14) students included in visual learners or 17%, ten (10) students included as auditory learners or 12%, sixteen (16) students included as kinesthetic learners or 19%, six (6) students included as tactile learners or 7%, twenty four (24) students included as group learners or 28%, and fourteen (14) students included as individual learners or 17%. In addition, the dominant of kinds of perceptual learning style of students at the fifth semester of Accounting Department of Tri Dharma Nusantara Makassar Economic Science College in academic year 2016-2017 was group learners'. It was found that number of students who were indicted as group learners were 24 students (28%) of 84 students.

2. The Strategies of Perceptual Learning Style Related to Reid's Theory

The data analyzed, it was used to describe the student's responds of the question items about the strategies of perceptual learning style based on Reid's theory. In general, students could be classified into the six categories namely the visual learners strategy, auditory learners strategy, kinesthetic learners strategy, tactile learners strategy, individual learners strategy, and group learners strategy.

The participants of focus group discussion was 6 students of each focus group discussion in each perceptual learning style based on the smallest number of the questionnaire's result which had met the standards of participants was at least five participants to conduct focus group discussion. The total of participants in focus group discussion was 36 students that present the other participants from 84 students will be outlined based on the random sampling as follows:

Table 5

Subject of the research by focus group discussion

No.	Initial Of Participants	Class	Category
1	J	AK-A2	Visual Learners
2	YA		
3	IN		
4	DZ		
5	S		
6	SN		
1	K	AK-A1	Auditory Learners

2	AS	AK-A2	
3	AW		
4	MNT		
5	H	AK-B1	
6	HA		
1	MTS	AK-A2	Kinesthetic Learners
2	ISL		
3	SH	AK-B1	
4	H		
5	S		
6	MHD		
1	NMA	AK-A1	Tactile Learners
2	NPA	AK-A2	
3	YHN		
4	WS	AK-B1	
5	S		
6	IE		
1	S	AK-A1	Group Learners
2	NAC		
3	AA		
4	AA Y		
5	YMN	AK-A2	
6	M		
1	MI	AK-B1	Individual Learners
2	I		
3	S		
4	NF		
5	HG		
6	ED		

To know the data analyzed by focus group discussion about the strategies of perceptual learning style related to Reid's theory, it was analyzed as follows:

a) Visual Learners Strategy

Table 6

Focus Group Discussion – Visual Learners Strategy

No	Question	Student's Initial	Responds
1	<p><i>Apakah strategi yang anda lakukan dalam mempelajari bahasa Inggris sebagai pelajar visual?</i></p> <p>[What is your strategy in learning English as the visual learners?]</p>	J	<p><i>[Indikator 4: Dapat mengamati dengan hati-hati penjelasan guru atau dosen.</i></p> <p>Indikator 1: Membaca teks.</p> <p>Indikator 2: Membuat catatan atau menulis.]</p> <p><i>Yang paling berpengaruh besar itu adalah memperhatikan dosen. Kemudian untuk melengkapi ada membaca, menulis tidak terlalu besar tapi untuk melihat dosen dan membaca itu lebih utama.</i></p> <p>[Indicator 4: Can carefully observe the teacher or lecturer explanation</p> <p>Indicator 1: Reading The Text.</p> <p>Indicator 2: Takes notes or writing.]</p> <p>[The most influential is noticed the lecturer. Then, to complete it, there are reading; writing is not too big important but to see lecturer and</p>

			read it more be the first.]
		DZ	<p>[Indikator 2: Mencatat Materi.]</p> <p><i>Kalau saya sendiri mungkin bisa dengan mencatat karena ketika dirumah bisa dilihat kembali karena tidak mungkin akan diingat terus ketika pelajaran itu didapatkan. Kalau saya seperti itu.</i></p> <p>[Indicator 2: Take notes of the material.]</p> <p>[For me, I may be able to write when I was at the home that can be seen again because there will probably be remembered continuously when the lesson is obtained. I like it.]</p>
2	<p><i>Ketika dosen anda menjelaskan atau ketika kalian membaca atau melihat sesuatu apakah kalian menggunakan media dalam belajar seperti gambar, peta, grafik, diagram, atau adakah media lain yang anda gunakan?</i></p> <p>[When the lecturer explains or when you read or look at something do you like to use media in learning</p>	J	<p>[Indikator 4: Dapat mengamati dengan hati-hati penjelasan guru atau dosen.]</p> <p><i>Jadi kalau saya pribadi lebih kepada gerak tubuh manusianya atau action nyata dari manusianya ketika menjelaskan atau belajar.</i></p> <p>[Indicator 4: Can carefully observe the teacher or lecturer explanation.]</p> <p>[So, if I personally prefer to the human body motion (gesture) or real action of a human when they</p>

	English like picture, map, graph, diagram, or there is another media that you use?]		explain or study.]
		YA	<p>[Indikator 3: Menggunakan gambar, diagram, peta, grafik, video dan multimedia lainnya.]</p> <p>Menurut saya yang bisa ditangkap dari yang dijelaskan menggunakan gambar-gambar ilustrasi karena dari situ kita bisa menangkap suatu materi dari apa yang kita lihat langsung.</p> <p>[Indicator 3: Use pictures, diagrams, maps, graphs, video, and other multi-medias.]</p> <p>[I think that it can be caught from those described using the drawings illustrations or pictures because from it, we can catch a matter of what we see directly.]</p>
3	<p>Apa yang akan kalian lakukan ketika dosen kalian atau teman kalian memberikan atau menjelaskan materi di papan tulis?</p> <p>[what do you do when your lecturer or your friend give or explain the material on the whiteboard?]</p>	YA	<p>[Indikator 2: Menulis Materi.]</p> <p>Kalau saya langsung menulis.</p> <p>[Indicator 2: Take notes the Material.]</p> <p>[For me, I write it directly.]</p>
		DZ	<p>[Indikator 1: Membaca Teks. Indikator 2: Menulis Materi.]</p> <p>Kalau saya membacanya berulang</p>

			<p><i>kali dan tetap ditulis agar bisa diulang-ulang.</i></p> <p>[Indicator 1: Reading The Text. Indicator 2: Takes notes or writing.]</p> <p>[According to me, I read it many times and still written to be repeated.]</p>
		SN	<p><i>[Indikator 2: Menulis Materi. Indikator 1: Membaca Teks.]</i></p> <p><i>Saya sependapat dengan DZ intinya ditulis dan dibaca kembali.</i></p> <p>[Indicator 2: Takes notes or writing. Indicator 1: Reading The Text.]</p> <p>I agree with the statement of DZ, written first and read It back.]</p>
4	<p><i>Ketika kalian dikelas untuk menerima pelajaran dimanakah posisi duduk yang baik untuk kalian?</i></p> <p>[when you are in the classroom to accept the material or course, where do you sit best?]</p>	SN	<p><i>[Indikator 4: Duduk didepan kelas.]</i></p> <p>Didepan. Saya juga seperti itu pasti didepan untuk fokus karena kalau dibelakang pandangan melayang dan fikiran lain-lain.</p> <p>[Indicator 4: Sit in front of the class.]</p> <p>[In front row. I also like it. It is sure in front row to be focus because if I am in the behind row,</p>

			the views can drift and think the others.]
		YA	<p><i>[Indikator 4: Duduk didepan kelas.]</i></p> <p><i>Kalau saya, untuk lebih fokus dan memahami ketika dosen menerangkan itu bagus didepan tapi tergantung juga disamping duduk kita. Kalau dia bisa sama-sama ingin fokus baik di tengah, dibelakang pasti tetap fokus dan tergantung pada diri kita sendiri karena biasanya fikiran seseorang itu ada dimana-mana seperti di kantor, kampus, ada dirumah nah disitulah menyebabkan tidak fokus.</i></p> <p>[Indicator 4: Sit in front of the class.]</p> <p>[For me, to be more focus and understand when the lecturer explains the materials, it is good in front row but it depends on herself, it is also nice when in front row, beside row, of behind row of sitting. If he can equally want to focus in the middle, behind the definitely stays focus and depends on ourselves because usually someone's mind is everywhere like in the office, campus, and there he is at home because of unfocused.]</p>
5	Adakah hal lain yang anda suka dalam belajar	J	<p><i>[Strategi Pelajar Individu, Indikator 5: Mengerjakan tugas</i></p>

	<p><i>sebagai pelajar visual selain yang telah dipaparkan sebelumnya?</i></p> <p>[Is there anything else that would you like to say about your strategy as the visual learners?]</p>	<p><i>sendiri.]</i> [Strategi Pelajar Visual, Indikator 6: Mambuat catatan kecil sebagai pengingat.]</p> <p><i>Saya lebih suka atau dominan mencari sendiri daripada dijelaskan terlebih dahulu biar bisa mengingat. Dan juga ada yang saya terapkan sejak sekolah dan lebih efektif ketika saya menggunakan cara itu dengan cara, semacam tulisan yang mengandung pokok-pokok bahasan suatu materi kemudian saya tempel di tempat yang sering saya kunjungi seperti depan tv jadi ketika iklan saya bisa lihat atau didepan meja belajar.</i></p> <p>[Individual Learners' Strategy, Indicator 5: Do the task by herself.]</p> <p>[Visual Lernasers' Strategy, Indicator 6: Make lists on note pades or use sticky notes as reminders.]</p> <p>[I prefer or dominant when I look for alone than is explained first by the other. And also that I apply this since senior high school and it is more effective when I use it in a way of study, I was writing that contained the main points of a discussion of a material and then I tempted in a place that I visited as</p>
--	--	--

			front of the TV so when the ads come, I could view or front of desk that I could learn.]
		IN	<p><i>[Indikator 3: Menggunakan video dan multimedia lainnya.]</i></p> <p><i>Mungkin, bagusya juga lebih banyak melakukan percakapan antara dosen atau guru yang harus diterapkan. Atau menonton film dengan fokus pada suara, gambar dan teks dari film tersebut.</i></p> <p>[Indicator 3: Use video or other multi-medias.]</p> <p>[Perhaps, the good way as well as do a conversation between the lecturers or teacher should be applied. Or watch a movie with focus on the sound, image and text of the movie.]</p>
		DZ	<p><i>[Indikator 6: Mambuat catatan kecil sebagai pengingat.]</i></p> <p><i>Saya seperti J, menempelkan hal penting di tembok dengan note-note kecil untuk mengingatkan saya mungkin ketika ada tugas saya bisa melihatnya kembali dan mempermudah.</i></p> <p>[Indicator 6: Make lists on note pades or use sticky notes as reminders.]</p> <p>[I am like J, put the important</p>

			things on the wall with small notes to remind me , maybe when there are tasks, I can see again and simplify.]
--	--	--	--

Focus group discussion (FGD) was done by 6 students or 30% from the percentage of visual learners. Wednesday, October, 26th 2016 was the day where FGD was done by the writer in one of the room of Tri Dharma Nusantara Makassar Economic Science College. The students that became the participants were J, YA, IN, DZ, S, and SN. Based on the FGD data, the strategies of visual learners that the students at the fifth semester of Accounting Department of Tri Dharma Nusantara Makassar Economic Science College described:

Question Item 1: focused on the gesture or mouth of the lecturer when the lecturer explained the materials according to J. Beside of that, writing was the best way to remember the material because we could not remember continuously based on DZ.

Question Item 2: J said that he preferred to the human body motion or the real action to explain the material. Whereas YA stated better when we want to understand the material just used the illustrations like pictures to catch a matter directly.

Question Item 3: According to YA, writing was the first way. While DZ said that except writing the materials, read it in many times was better. And addition of SN who agreed with DZ that was writing first and reread.

Question Item 4: SN and YA had same responds that sat in front of row was the best position to get the material or course but it depended on yourself.

Question Item 5: J used the senior high school strategies like made a note that contained the main points of the materials and tempted in a place that always visited. Whereas, IN added that did the conversation was the good way or watched the movie that related to the sounds, pictures, and the text of the movie, and DZ agreed with J's respond that just wrote the important points and temped on the wall to make it simple.

b) Auditory Learners Strategy

Table 7

Focus Group Discussion – Auditory Learners Strategy

No	Question	Student's Initial	Responds
1	<p><i>Strategi apa yang anda gunakan dalam mempelajari bahasa Inggris sebagai pelajar auditori?</i></p> <p>[What is your strategy in learning English as the auditory learners?]</p>	H	<p><i>[Indikator 4: Menggunakan alat pendengaran untuk belajar seperti perkuliahan, video, diskusi, dan rekaman.]</i></p> <p><i>Saya menyukai metode ceramah atau ketika dosen atau orang lain menjelaskan materi bahasa inggris kepadaku. Karena saya bisa mengingatnya dengan sangat baik.</i></p> <p>[Indicator 4: Use auditory tools such as lectures, videos, discussions and recordings.]</p>

			<p>[I like the lecture method or when a lecturer or anyone else explain to me about English language materials. Since I could remember it very well.]</p>
		HA	<p><i>[Indikator 9: Menggunakan perangkat memori, sajak, puisi, musik.]</i></p> <p><i>saya suka mendengarkan lagu karena tenangki kurasa.</i></p> <p>[Indicator 9: Use memory devices, rhymes, poems, music.]</p> <p>[For me, I prefer that listening to music can make me fell relax.]</p>
2	<p><i>Apakah anda menyukai untuk mendengarkan musik dalam belajar bahasa Inggris? Kenapa?</i></p> <p>[Do you like to listening to the music in learning English? Why?]</p>	AW	<p><i>[Indikator 9: Menggunakan perangkat memori, sajak, puisi, musik.]</i></p> <p><i>Tentu, dalam bahasa Inggris itu paling bagus mendengarkan lagu-lagu bahasa Inggris. Bisaki tau artinya ketika searchingki dan ucapannya juga ditau dari apa yang kita dengar.</i></p> <p>[Indicator 9: Use memory devices, rhymes, poems, music.]</p> <p>[Of course, in English, it is the best way to listening English songs. I can know what it means</p>

			when I look for the lyrics and the words also can be known based on what we hear.]
		MNT	<p><i>[Indikator 2: Belajar dengan mendengarkan.]</i></p> <p><i>Menurut saya, mendengarkan apapun walau bukan dalam bentuk lagu bisa membantu dalam mengingat sesuatu karena melihat saja itu tidak akan cukup tapi pasti harus didengarkan juga.</i></p> <p>[Indicator 2: Learn by listening.]</p> <p>[According to me, listening to anything that is not in the form of songs but can be helpful in remembering things by seeing alone would not suffice but it definitely should be heard as well.]</p>
3	<p><i>Bagaimana anda membaca materi tentang bahasa Inggris?]</i></p> <p>[How do you read the materials about English?]</p>	K	<p><i>[Indikator 1: Membaca dengan menggunakan suara yang keras.]</i></p> <p><i>Kalau saya membacanya berulang kali dan tetap mengeluarkan suara agar bisa diingat.</i></p> <p>[Indicator 1: Reading loud.]</p> <p>[I read it many times and still make a sound to be remembered.]</p>

		AW	<p><i>[Indikator 1: Membaca dengan menggunakan suara yang keras.]</i></p> <p><i>Saya sependapat dengan K intinya dibaca dengan nada yang cukup keras.</i></p> <p>[Indicator 1: Reading loud.]</p> <p>[I agree with the K's opinion. The important; it must be read by a loud tone.]</p>
4	<p><i>Ketika kalian dikelas untuk menerima pelajaran dimanakah posisi duduk yang baik untuk kalian?</i></p> <p>[When you are in the classroom to accept the material or course, where do you sit best?]</p>	H	<p><i>[Indikator 8: Aktif dalam diskusi dan duduk didepan kelas.]</i></p> <p><i>Saya juga seperti itu pasti didepan untuk fokus karena kalau dibelakang terlalu rebut jadi menghilangkan konsentrasi.</i></p> <p>[Indicator 8: Participate actively and sit in front of the class.]</p> <p>[I also like that definitely sit in front row of lecturer to be focus because if I sit in behind row are captured so make me lose my concentration.]</p>
		HA	<p><i>[Indikator 8: Aktif dalam diskusi dan duduk didepan kelas.</i></p> <p><i>Indikator 2: Menulis ide utama dari materi yang dijelaskan.]</i></p> <p><i>Kalau saya, untuk lebih fokus dan memahami ketika dosen menerangkan itu bagus didepan</i></p>

			<p><i>karena bisaki menulis ketika dosen menjelaskan jadi materi yang dijelaskan bisa diulang kembali dirumah dengan baca-baca ulangki.</i></p> <p>[Indicator 8: Participate actively and sit in front of the class.</p> <p>Indicator 2: Focuses on writing down the keys ideas of the material explanation.]</p> <p>[According to me, to be focused and understand, it is nice when I sit in front row of the lecturer which explains because I can write when the lecturer explains the material so it can be repeated at home to read again.]</p>
5	<p><i>Adakah hal lain yang anda suka dalam belajar sebagai pelajar auditori selain yang telah dipaparkan sebelumnya?</i></p> <p>[Is there anything else that would you like to say about your strategy as the auditory learners?]</p>	K	<p>[Indikator 1: Membaca dengan menggunakan suara yang keras.</p> <p>Indikator 4: Menggunakan alat pendengaran untuk belajar seperti perkuliahan, video, diskusi, dan rekaman.]</p> <p><i>Kalau saya misalkan disuruhki menghafal pasti caraku itu kubacaki keras-keras dan kuulang-ulangki. Atau saya rekam suaraku baru itumi saya dengar-dengar terus.</i></p> <p>[Indicator 1: Reading loud.</p> <p>Indicator 4: Use auditory tools such as lectures, videos, discussions</p>

			<p>and recordings.]</p> <p>[I suppose to memorize definitely the way that I choose that I read aloud and reread. Or I record my voice and I can hear continuously.]</p>
		AS	<p><i>[Indikator 9: Menggunakan perangkat memori, sajak, puisi, musik.]</i></p> <p><i>Saya seperti K, mendengarkan music juga bagus karena seperti saya bisaka mengerti atau cepat hafal sesuatu kalau saya dengar apalagi lagu.</i></p> <p>[Indicator 9: Use memory devices, rhymes, poems, music.]</p> <p>[I am like K, listening to music is also a great way because I can be memorized quickly or I can understand something if I hear especially the songs.]</p>
		MNT	<p><i>[Indikator 2: Menulis ide utama dari materi yang dijelaskan.]</i></p> <p><i>[Strategi Pelajar Kinestetik, Indikator 13: Mengambil waktu istirahat atau jeda dan belajar dan bermain di lokasi yang berbeda.]</i></p> <p><i>Kalau saya tetap menulis poin-poin penting ketika dosen jelaskan ke kita materi pelajaran karena bisa diulang kembali. Bagusnya</i></p>

			<p><i>juga kalau kita adakan games yang menantang atau seru dilapangan yang luas.</i></p> <p>[Indicator 2: Learn by listening.] [Kinesthetic Learners' Strategy, Indicator 13: Take frequent breaks and study in different locations.]</p> <p>[I keep writing of the key points when lecturers explain to us the materials because it can be repeated. It is better when the lecturer makes a game in the wide field.]</p>
--	--	--	---

Focus group discussion (FGD) was done by 6 students or 30% from the percentage of tactile learners. Friday, October, 28th 2016 was the day that FGD was done by the writer in one of the room of Tri Dharma Nusantara Makassar Economic Science College. The students that became the participants of FGD were H, AS, HA, MNT, K, and AW. Based on the FGD data, the strategies of auditory learners that the students at the fifth semester of Accounting Department of Tri Dharma Nusantara Makassar Economic Science College described:

Question Item 1: focused on the lecture method to explain the materials because can remember it very well according to H. Beside of that, listening to the music was the way to accept the material based on HA.

Question Item 2: AW said that he preferred to listening English songs then we can get more knowledge like words or pronunciation. Whereas MNT stated better when we were listening anything did not just song but everything.

Question Item 3: According to K, read the material in many times with sound aloud. And addition of AW who agreed with K that read by a loud tone.

Question Item 4: H and HA had same responds that sat in front of row was the best position to get the material and could write directly when the lecturer gave the materials.

Question Item 5: K used the strategies in reading the material aloud and reread. Whereas, AS added that write the main points of the materials and did a game in studying English in the wide field. And AS agreed with K's respond that listening to the music it can be memorized quickly.

c) Kinesthetic Learners Strategy

Table 8
Focus Group Discussion – Kinesthetic Learners Strategy

No	Question	Student's Initial	Responds
1	Apakah strategi yang anda lakukan dalam mempelajari bahasa Inggris sebagai pelajar kinestetik? [What is your strategy in learning English as	SH	[Indikator 8: Menggunakan semua indera yang ada pada tubuh. Indikator 13: Mengambil waktu istirahat atau jeda dan belajar dan bermain dilokasi yang berbeda.] Saya belajar dengan menggunakan

	the kinesthetic learners?]		<p><i>alat bantu mungkin seperti menonton sebuah film dimana difilm itu terdapat subtitle, dengan suara yang keras, serta ditempat yang bisa membuat atau melakukan hal lain atau lebih kepada tempat informal.</i></p> <p>[Indicator 8: Use all of the senses. Indicator 13: Take frequent breaks and study in different locations.]</p> <p>[I learn by using the tools may like watching a movie where there is a subtitle in the movie, with a loud voice, as well as the place that can make or we can do something else, or the informal places.]</p>
		MTS	<p><i>[Indikator 3: Mencatat materi dari perkuliahan.]</i></p> <p><i>Saya memahami bahasa Inggris ketika saya menulis materi yang telah saya pelajari jadi saya bisa mengulang dan mengingatnya kembali.</i></p> <p>[Indicator 3: Take notes on lectures.]</p> <p>[I understand English when I write the materials that I have learned so I can repeat and remember it again.]</p>

2	<p>Apakah anda suka dalam melakukan pengalaman seperti drama, mengunjungi, atau melakukan interview?</p> <p>[Do you like to do experiences such as drama, visiting, or interviewing?]</p>	H	<p>[Indikator 6: Menggunakan pengalaman belajar kinestetik seperti drama, merancang, mengunjungi, wawancara kunjungan lapangan.]</p> <p>Saya sangat suka pada sebuah video atau pertunjukan drama. Saya pernah menonton drama dan membuat saya ingin melakukannya juga.</p> <p>[Indicator 6: Use kinesthetic learning experiences such as drama, designing, visiting, interviewing and going on field trips.]</p> <p>[I really like a video or drama. I ever see the drama and make me want to do well.]</p>
		S	<p>[Indikator 6: Menggunakan pengalaman belajar kinestetik seperti drama, merancang, mengunjungi, wawancara kunjungan lapangan.]</p> <p>Kalau saya diberikan tugas oleh dosen mungkin saya lebih suka melakukannya diluar kelas atau mengerjakannya dilapangan terbuka karena tantangannya lebih tinggi untuk dikerjakan.</p> <p>[Indicator 6: Use kinesthetic learning experiences such as drama, designing, visiting, interviewing</p>

			<p>and going on field trips.]</p> <p>[When I am given the task by the lecturer may I prefer to do outside of the classroom or working on an open field for a higher challenge to work it.]</p>
3	<p><i>Apa yang anda lakukan ketika dosen anda memberikan sebuah tugas? Apakah anda tetap pada posisi anda? Kenapa?</i></p> <p>[What do you do when the lecturer give you a task? Do you still in your chair or not? Why?]</p>	MHD	<p><i>[Indikator 5: Berpindah tempat ketika belajar.]</i></p> <p><i>Saya tidak suka tinggal ditempat duduk saja. Saya ingin berbaur dengan yang lainnya untuk mengerjakan tugas.</i></p> <p>[Indicator 5: Move while studying.]</p> <p>[I do not like to sit in the same chair. I want to mingle with the others to do the task.]</p>
		S	<p><i>[Indikator 5: Berpindah tempat ketika belajar.]</i></p> <p><i>Saya suka duduk dimana saja asalkan tidak ribut dan mengganggu konsentrasi untuk belajar.</i></p> <p>[Indicator 5: Move while studying.]</p> <p>[I prefer to sit anywhere as long as it do not grab and distract in</p>

			learning.]
		SH	<p><i>[Indikator 5: Berpindah tempat ketika belajar.]</i></p> <p><i>Saya biasanya berpindah-pindah tempat untuk membuat saya nyaman dengan yang lain. Apalagi bahasa Inggris adalah mata pelajaran yang menarik jadi berbaur dan bercakap dengan yang lainnya adalah hal yang baik.</i></p> <p>[Indicator 5: Move while studying.]</p> <p>[I usually move where make me comfortable with each other. Moreover, English is an interesting subject so mingle and converse with others is a good way.]</p>
4	<p><i>Metode pembelajaran apa yang anda sukai dalam belajar bahasa Inggris?</i></p> <p>[What methods do you like in learning English?]</p>	MTS	<p><i>[Strategi Pelajar Kelompok, Indikator 4: Melakukan diskusi atau presentasi di kelas.]</i></p> <p><i>Saya suka metode diskusi yang bisa membuat kelas hidup.</i></p> <p>[Group Learners' Strategy, Indicator 4: Do discussion or presentation in the class.]</p> <p>[I love the discussion method that can make the class alive.]</p>
		ISL	<p><i>[Strategi Pelajar Kelompok, Indikator 4: Melakukan diskusi</i></p>

		<p>atau presentasi di kelas.</p> <p>Indikator 5: Membuat kelompok kecil untuk belajar bersama.]</p> <p><i>Saya menyukai metode belajar yang membuat kita berkelompok dan mendiskusikan atau mengerjakan tugas secara bersama.</i></p> <p>[Group Learners' Strategy, Indicator 4: Do discussion or presentation in the class. Indicator 5: Make a small group to study together.]</p> <p>[I like learning method that make us a group and discuss or work the assignments together.]</p>
	H	<p>Indikator 13: Mengambil waktu istirahat atau jeda dan belajar dan bermain di lokasi yang berbeda.]</p> <p><i>Saya menyukai metode pembelajaran yang seru dimana tidak hanya dilakukan di kelas tapi bisa juga diluar kelas.</i></p> <p>[Indicator 13: Take frequent breaks and study in different locations.]</p> <p>[I love an exciting learning methods where are not only in the class but can also be done in outside.]</p>

5	<p>Adakah hal lain yang anda suka dalam belajar sebagai pelajar kinestetik selain yang telah dipaparkan sebelumnya?</p> <p>[Is there anything else that would you like to say about your strategy as the kinesthetic learners?]</p>	SH	<p>[Indikator 8: Menggunakan semua indera yang ada pada tubuh.]</p> <p>Saya suka ketika kita bisa bergerak kemanapun. Misalnya belajar bahasa Inggris dengan membayangkan kita untuk bercakap atau menggunakan objek seperti kartu flash untuk mengingat kosakata dengan menyentuhnya.</p> <p>[Indicator 8: Use all of the senses.]</p> <p>[I love it when we can move anywhere. For example, when I learn English that I can imagine where I can speak English with people or use objects such as flash cards to remember vocabulary by touching it.]</p>
		H	<p>[Indikator 1: Membaca secara detail.</p> <p>Indikator 3: Mencatat materi dari perkuliahan.]</p> <p>Kalau saya sendiri, lebih kepada membaca secara menyeluruh materi dan membuat catatan kecil tentang poin-poin inti dari pembahasan sehingga bisa diulang-ulang kembali.</p> <p>[Indicator 1: Reading text in detail.</p> <p>Indicator 3: Take notes on lectures.]</p>

			[For me, read all of the material and make a note of the main points of the discussion so that it can be repeated again.]
		MTS	<p><i>[Indikator 6: Menggunakan pengalaman belajar kinestetik seperti drama, merancang, mengunjungi, wawancara kunjungan lapangan.]</i></p> <p><i>Saya membutuhkan sesuatu yang unik seperti melakukan sebuah pertunjukan atau games dalam sebuah pembelajaran.</i></p> <p>[Indicator 6: Use kinesthetic learning experiences such as drama, designing, visiting, interviewing and going on field trips.]</p> <p>[I need something that is unique like doing a show or games in teaching.]</p>

Focus group discussion (FGD) was done by 6 students or 30% from the percentage of tactile learners. Friday, October, 28th 2016 was the day that FGD was done by the writer in one of the room of Tri Dharma Nusantara Makassar Economic Science College. The students that became the participants of FGD were H, SH, MTS, ISL, S, and MHD. Based on the FGD data, the strategies of kinesthetic learners

that the students at the fifth semester of Accounting Department of Tri Dharma Nusantara Makassar Economic Science College described:

Question Item 1: learned by using a tool like watched the movie where a subtitle and voices were in the movie according to SH. Beside of that, writing the material and repeated again the material based on MTS.

Question Item 2: H said that he loved a video or made a drama. Whereas S stated better when the lecturer gave a task preferred to do outside.

Question Item 3: According to MHD, he did not like to sit in the same chair for long time because he mingled with the others. While, S could sit anywhere as long as it did not grab and distract in learning. And addition of SH moved where made him comfortable because English was interesting subject.

Question Item 4: MTS loved the discussion method in the class. According to H that preferred when he can learn English in the outside. And ISL agreed 77 responds f MTS by making a group discussion.

Question Item 5: SH used the strategies in learning English y using body movement. Whereas, H added that read all of the parts of the materials and reread. And MTS needed something unique like played the game.

d) Tactile Learners Strategy

Table 9

Focus Group Discussion – Tactile Learners Strategy

No	Question	Student's Initial	Responds
1	<p><i>Apakah strategi yang anda lakukan dalam mempelajari bahasa Inggris sebagai pelajar taktil?</i></p> <p>[What is your strategy in learning English as the tactile learners?]</p>	NPA	<p><i>[Indikator 1: Menulis untuk memilih program pendidikan yang ingin dipelajari.</i></p> <p><i>Indikator 5: Menggunakan objek nyata untuk membantu dalam belajar.]</i></p> <p><i>Seperti mempelajari kata kerja saya tulis dulu kosa kata dan pengertiannya lalu dihafalkan. Seperti itu kalau saya dalam bahasa Inggris. Ketika bercakap harus diberikan contoh baru saya bisa mengerti. Misalnya materinya Invitation, harus ada contoh undangannya dulu baru saya tau seperti apa itu.</i></p> <p>[Indicator 1: Writing to select educational courses that allow learning.</p> <p>Indicator 5: Use real object to help in learning.]</p> <p>[Like, I learn verb and write first the vocabulary and the meaning and then memorize them. It is like that when I am Learning English. When the conversation should be given an example than I can</p>

			<p>understand. For example, Invitation material there should be an example of invitation letter than I know what it is.]</p>
		IE	<p><i>[Indikator 7: Menggunakan kartu kecil untuk mencatat.]</i></p> <p><i>Kalau saya, untuk memahami sesuatu harus membuat catatan kecil karena saya orangnya gampang lupa, jadi kalau ada hal yang penting harus saya catat untuk memahami.</i></p> <p>[Indicator 7: Use flash cards to note.]</p> <p>[For me, to understand something must make a small note because I was an easy person to forget, so if there are important things that should I note to understand.]</p>
2	<p><i>Ketika dosen anda atau teman anda mengajarkan sebuah materi atau ketika anda membaca materi tersebut apa yang anda lakukan?</i></p> <p>[When the lecturer or your friend teaches you a material or when you read the material what do you do?]</p>	YHN	<p><i>[Indikator 3: Memperhatikan perkuliahan dan membuat catatan kecil.]</i></p> <p>Dicatat, karena tidak bisaka langsung mengingat kalau tidak saya catat. Jadi bisaka baca ulangki.</p> <p>[Indicator 3: Attend lectures and take notes.]</p>

			[Make a note , because it cannot directly remain when I do not make a note. So I can reread.]
		IE	<p>[Indikator 2: Memberikan tanda atau menyoroti ide-ide utama materi.]</p> <p><i>Kalau saya membaca copyan saya harus memberikan tanda untuk mengingat apakah ini penting apa tidak. Kalau saya menerima materi dari dosen saya lebih tenang tapi tetap mencatat apa yang dijelaskan ditempat duduk saya.</i></p> <p>[Indicator 2: Mark and highlight the key ideas of the materials.]</p> <p>[According to me, I read the material from the material's copy. I have to give a sign to remember if this is important or not. When I receive the material from my lecturer, I am being a quieter but still write what is described on my sitting place.]</p>
3	Apa yang anda lakukan ketika dosen memberikan tugas. Apakah kalian hanya tinggal ditempat awal untuk mengerjakan tugas atau butuh gerakan tambahan dalam menyelesaikan	NMA	<p>[Indikator 6: Menjaga Tempat duduk dan menempatnya.]</p> <p><i>Saya kerjakan ditempat dudukku ji, karena saya kerjakan sendiri dulu.</i></p> <p>[Indicator 6: Keep desk clear and stay it.]</p>

	<p><i>tugas?</i> [What do you do when the lecturer gives you a task? Do you still in your chair or not? Why?]</p>		<p>[I do on my chair, because I do it by myself first.]</p>
		S	<p>[Indikator 6: Menjaga Tempat duduk dan menempatnya.]</p> <p><i>Saya suka duduk dimana saja asalkan tidak rebut dan mengganggu konsentrasi untuk belajar.</i></p> <p>[Indicator 6: Keep desk clear and stay it.]</p> <p>[I like to sit anywhere as long as it do not grab and distract in learning.]</p>
		NPA	<p>[Indikator 6: Menjaga Tempat duduk dan menempatnya.]</p> <p><i>Kalau saya lebih suka tinggal diam dan mengerjakannya sendiri dulu seperti searching di google atau buka kamus. Kalau sudah selesai baru saya bandingkan dengan jawabannya orang, seperti itu.</i></p> <p>[Indicator 6: Keep desk clear and stay it.]</p> <p>[For me, I prefer to stay and be silent and do it by myself first like searching on Google or open dictionary. If it is completed than I compare it to the people's answer,</p>

			like that.]
4	<p>Apakah anda suka menggunakan objek nyata ketika kalian belajar? Objek-objek apa saja yang kalian gunakan.</p> <p>[Do you like to use the real object when you learn? What are objects that you use?]</p>	NPA	<p>[Indikator 5: Menggunakan objek nyata untuk membantu dalam belajar.]</p> <p><i>Iya, saya harus ada objek nyatanya, seperti buku, pulpen.</i></p> <p>[Indicator 5: Use real object to help in learning.]</p> <p>[Yes, in fact, I must use objects, such as book, pen.]</p>
		YHN	<p>[Indikator 5: Menggunakan objek nyata untuk membantu dalam belajar.]</p> <p><i>Hp untuk searching. Kan sekarang jaman modern jadinya serba alat teknologimi yang digunakan.</i></p> <p>[Indicator 5: Use real object to help in learning.]</p> <p>[Mobile Phone is for searching. Now, it is the modern era that use technology which is used.]</p>
		IE	<p>[Indikator 5: Menggunakan objek nyata untuk membantu dalam belajar.]</p> <p><i>Misalkan saya mengerjakan tugas tergantung apa pembahasannya dengan objeknya. Karena saya berusaha melihat objek secara</i></p>

			<p><i>langsung. Seperti ada slide show pada power point, materi pada buku.</i></p> <p>[Indicator 5: Use real object to help in learning.]</p> <p>[For example, I do the assignment depend what the discussion with the object. Because I try to see objects directly. As there is a slide show on a power point, or the material is in the book.]</p>
5	<p><i>Adakah hal lain yang anda suka dalam belajar sebagai pelajar taktil selain yang telah dipaparkan sebelumnya?</i></p> <p>[Is there anything else that would you like to say about your strategy as the tactile learners?]</p>	NPA	<p><i>[Strategi Pelajar Kinestetik, Indikator 8: Menggunakan semua indera yang ada pada tubuh.]</i></p> <p><i>[Strategi Pelajar Kelompok, Indikator 4: Melakukan diskusi atau presentasi di kelas.]</i></p> <p><i>Saya suka mendengarkan music sambil mencari lirik atau lihat liriknya mi. selain itu saya suka diskusi.</i></p> <p>[Kinesthetic Learners' Strategy, Indicator 8: Use all of the senses.]</p> <p>[Group Learners' Strategy, Indicator 4: Do discussion or presentation in the class.]</p> <p>[I love listening to music while looking for the lyrics or see the lyrics. Besides that, I love to make the discussion]</p>
		WS	<p><i>[Strategi Pelajar Kinestetik, Indikator 8: Menggunakan semua</i></p>

			<p><i>indera yang ada pada tubuh.]</i></p> <p><i>Kalau saya fokus bahasa Inggris lebih suka kalau ada videonya, lengkap dengan suara, speakingnya, supaya lebih jelas ada tulisannya yang jelas harus lengkap.</i></p> <p>[Kinesthetic Learners' Strategy, Indicator 8: Use all of the senses.]</p> <p>[According to me, I focus on English course; I prefer it if there is a video, complete with sound, pronunciation, so more clearly with the script, which obviously must complete.]</p>
		IE	<p><i>[Indikator 5: Menggunakan objek nyata untuk membantu dalam belajar.]</i></p> <p><i>Saya butuhkan alat bantu seperti catatan kecil untuk dilihat kembali apakah ini yang saya butuhkan atau ketika saya ingin mengerjakan tugas saya harus fokus dan tenang dan saya tidak ingin ada teman yang mengganggu konsentrasi saya.</i></p> <p>[Indicator 5: Use real object to help in learning.]</p> <p>[I need a tool like a small note to be seen again if it is what I need or</p>

			when I want to do in my duty to be focused and calm and I do not want to have a friend who disturb my concentration.]
--	--	--	---

Focus group discussion (FGD) was done by 6 students or 30% from the percentage of tactile learners. Thursday, October, 27th 2016 was the day that FGD was done by the writer in one of the room of Tri Dharma Nusantara Makassar Economic Science College. The students that became the participants were IE, NMA, WS, YHN, S, and NPA. Based on the FGD data, the strategies of tactile learners that the students at the fifth semester of Accounting Department of Tri Dharma Nusantara Makassar Economic Science College described:

Question Item 1: learned and wrote first like vocabulary and the meaning to memorize according to SH. Beside of that, made a note in a small note to understand well based on MTS.

Question Item 2: YHN said that must write the material because she could reread. Whereas IE stated better when read the material on the material's copy and gave the sign to make it easy to understand.

Question Item 3: According to NMA, she did on her chair. While, S could sit anywhere as long as it did not grab and distract in learning. And addition of NPA just stayed in her chair and became the silent person to do the task by herself.

Question Item 4: NPA must have the objects. According to YHN that mobile phone was the one object that could help us in searching. And IE did his assignment based on the material and used slide show in power point.

Question Item 5: NPA used the strategies in learning English by listening to the music and made a discussion. Whereas, WS added that preferred the video competed with the sounds and the script. And IE a tool or some objects to improve to understand the material.

e) Individual Learners Strategy

Table 10

Focus Group Discussion – Individual Learners Strategy

No	Question	Student's Initial	Responds
1	<i>Strategi apa yang anda gunakan dalam mempelajari bahasa Inggris sebagai pelajar individu?</i> [What is your strategy in learning English as the individual learners?]	NF	<i>[Indikator 5: Melakukan atau mengerjakan segala sesuatunya sendiri.]</i> <i>Menghafal dari yang dibaca. Dan juga lebih suka sendiri.</i> [Indicator 5: Do the task by herself.] [Memorize what I read. And also I like to do by myself.]
		MI	<i>[Indikator 5: Melakukan atau mengerjakan segala sesuatunya sendiri.]</i>

			<p><i>Kalau saya itu belajar lebih fokus sendirika karena bisaka konsentrasi kalau sendiri ka belajar yang namanya vocabulary atau kosa-kata bahasa Inggris.</i></p> <p>[Indicator 5: Do the task by herself.]</p> <p>[For me, I more be focused when I do it by myself because I can concentrate when I learn vocabulary in English.]</p>
2	<p><i>Bagaimana kalian mengerjakan tugas ketika dosen memberikannya?</i></p> <p><i>Apakah langsung mengerjakannya sendiri atau berbaur dengan orang lain untuk memecahkan tugas itu bersama-sama?</i></p> <p>[How do you do your assignment when your lecturer gives it? Do you do by yourself or anything else?]</p>	I	<p>[Indikator 5: Melakukan atau mengerjakan segala sesuatunya sendiri.]</p> <p><i>Kalau saya sih yang dominan kerja sendiri karena kalau kerja sendiri bisaki translate melalui google translate seperti itu.</i></p> <p>[Indicator 5: Do the task by herself.]</p> <p>[According to me, I am most dominant when I do it by myself like I can translate anything by Google Translate.]</p>
		S	<p>[Indikator 5: Melakukan atau mengerjakan segala sesuatunya sendiri.]</p> <p><i>Selagi masih bisa kerja sendiri pasti saya usahakan kerja sendiri tapi kalau sudah tidak mampumi</i></p>

			<p><i>pasti mintama bantuannya orang lain.</i></p> <p>[Indicator 5: Do the task by herself.]</p> <p>[While I can work alone I definitely try to work alone but when it cannot do it certainly I need help from the others.]</p>
3	<p><i>Ketika kalian belajar atau membaca, mendengarkan sesuatu tentang bahasa Inggris bagaimana caranya kalian mengerti apakah kalian harus dijelaskan langsung dipelajari sendiri?</i></p> <p>[When you study or learn, do you understand by yourself or must be explained by other? Why?]</p>	I	<p>[Indikator 5: Melakukan atau mengerjakan segala sesuatunya sendiri.]</p> <p><i>Kalau saya lebih suka mengerjakan sendiri dan duduk sendiri karena kalau sendiri itu lebih enak dan lebih fokus untuk berfikir.</i></p> <p>[Indicator 5: Do the task by herself.]</p> <p>[I prefer to work and sit alone because if I do by myself, it is more comfortable and more focused in thinking.]</p>
		NF	<p>[Indikator 5: Melakukan atau mengerjakan segala sesuatunya sendiri.]</p> <p><i>Sendiri sajalah walaupun mau bertanya palingan face to face ji karena kalau belajar baru banyakki tidak fokus.</i></p> <p>[Indicator 5: Do the task by herself.]</p>

			<p>[Just be alone, if I want to ask something I just do face to face because when I learn with the others make me unfocused.]</p>
4	<p><i>Games apa yang kalian pilih untuk bisa menunjang belajarta di bahasa Inggris dan bagaimana kalian melakukannya?</i></p> <p>[What games in learning English do you use? And how do you do?]</p>	I	<p>[Indikator 2: Bermain game dengan mengandalkan kemampuan sendiri.]</p> <p>Seperti misalnya games melempar kata. Misalnya saya punya kata lalu saya lemparkan ke oranglain lalu dia membuat satu kalimat dari kata yang saya berikan begitu juga sebaliknya tapi saya fikirkan sendiri untuk bisa menjawab nah disitu bisa mendapatkan kosa kata baru.</p> <p>[Indicator 2: Prefer individu or one on one game and activities.]</p> <p>[For example, Games such as throwing the word. For example, I have a word and I throw the word to the others and then he make one sentence from the words that I give and otherwise but I Think by myself to be able to answer it there can get new vocabulary.]</p>
		MI	<p>[Indikator 5: Melakukan atau mengerjakan segala sesuatunya sendiri.]</p> <p>Saya tidak suka games mending belajar sendiri atau bertanya saja ke orang yang lebih mampu.</p>

			<p>[Indicator 5: Do the task by herself.]</p> <p>[I do not like games I prefer learn by myself or ask only to people who are more capable.]</p>
5	<p>Adakah hal lain yang anda suka dalam belajar sebagai pelajar individu selain yang telah dipaparkan sebelumnya?</p> <p>[Is there anything else that would you like to say about your strategy as the individual learners?]</p>	I	<p>[Indikator 5: Melakukan atau mengerjakan segala sesuatunya sendiri.]</p> <p><i>Kalau saya suka ka mendengarkan lagu sendiri kan bisaka pelajari langsung dari teks liriknya dan dengar kata-katanya.</i></p> <p>[Indicator 5: Do the task by herself.]</p> <p>I like listening to a music alone that can learn directly from the text, lyrics, and also hear his words.]</p>
		MI	<p>[Indikator 4: Cenderung diam dan mendengarkan dalam kelompok.</p> <p>Indikator 6: Ingin memahami sesuatu dengan baik sebelum mereka mencobanya.]</p> <p><i>Kalau saya suka juga kalau berdiskusi tapi dalam menerima materi tapi kalau kerja tugas mending sendiri dulu karena biasa main-mainji kalau kerja kelompok orang bela.</i></p> <p>[Indicator 4: Tend to keep silent and listened in a group.</p> <p>Indicator 6: Want to understand something well before they try it.]</p>

			<p>[I like when we do a discussion but in received the materials that work tasks just done by myself first because when I work into a group, I do not focus maybe I can play.]</p>
		HG	<p><i>[Indikator 2: Bermain game dengan mengandalkan kemampuan sendiri.]</i></p> <p><i>Kalau saya sukanya dengan ada hal baru dengan games seperti main puzzle supaya bisa mendongkrak kemampuan ta dalam belajar. Atau juga bisa dengan belajar kalau suasana kelasnya tenang tapi menyenangkan.</i></p> <p>[Indicator 2: Prefer individu or one on one game and activities.]</p> <p>[I like when I get a new thing with games such as puzzle games that can boost our ability in learning. Or it can be learned that the atmosphere of the class is quiet but fun.]</p>

Focus group discussion (FGD) was done by 6 students or 30% from the percentage of tactile learners. Thursday, October, 27th 2016 was the day that FGD was done by the writer in one of the room of Tri Dharma Nusantara Makassar Economic Science College. The students that became the participants were I, MI, S, NF, HG, and ED. Based on the FGD data, the strategies of individual learners that the

students at the fifth semester of Accounting Department of Tri Dharma Nusantara Makassar Economic Science College described:

Question Item 1: Memorized what she read and do everything by herself according to SH. Beside of that, learned by him to be focused in learning English vocabulary based on MI.

Question Item 2: I said that did it by him like translate in Google. Whereas S stated better when he worked alone first before needed a help from the others.

Question Item 3: According to I, he worked alone because it was comfortable and be focused. While, NF wanted to ask something just by face to face did not with many people.

Question Item 4: I loved to play the game, like throwing the word. According to ED that she did not like a game that can her not understand the materials.

Question Item 5: I used the strategies in learning English by listening to the music related to the sounds, lyrics, and the pictures. Whereas, IN added that preferred the discussion to accept the material but to do the tasks just did by his self. And HG loved to play a game such as puzzle games.

f) Group Learners Strategy

Table 11

Focus Group Discussion – Group Learners Strategy

No	Question	Student's Initial	Responds
1	<p><i>Strategi apa yang anda gunakan dalam mempelajari bahasa Inggris sebagai pelajar kelompok?</i></p> <p>[What is your strategy in learning English as the group learners?]</p>	NAC	<p><i>[Indikator 1: Belajar dengan baik ketika mereka belajar dengan orang lain.]</i></p> <p><i>Karena bahasa Inggris adalah pelajaran yang cukup sulit jadi kalau saya belajar biasanya samaka orang lain yang lebih menguasai tentang materi tersebut.</i></p> <p>[Indicator 1: Learn better when they work or study with others.]</p> <p><i>[Because English is quite difficult course so if I learn usually gather with other person who know more about the material.]</i></p>
		S	<p><i>[Indikator 4: Melakukan diskusi atau presentasi di kelas.]</i></p> <p><i>Saya suka kalau ada diskusi dikelas. Karena banyak pengetahuan yang akan didapatkan ketika diskusi dijalankan.</i></p> <p>[Indicator 4: Do discussion or presentation in the class.]</p> <p>[I like it when there is a discussion in class. Because we can get a lot of</p>

			knowledge that will be obtained when the discussion is running.]
2	<p><i>Bagaimana kalian mengerjakan tugas ketika dosen memberikannya?</i></p> <p><i>Apakah langsung mengerjakannya sendiri atau berbaur dengan orang lain untuk memecahkan tugas itu bersama-sama?</i></p> <p>[How do you do your assignment when your lecturer gives it? Do you do by yourself or anything else?]</p>	AA	<p><i>[Indikator 1: Belajar dengan baik ketika mereka belajar dengan orang lain.]</i></p> <p><i>Kalau saya disuruh kerjakan tugas langsungka diskusi ke temanku atau ke teman dekatku untuk tau bagaimana sebenarnya itu tugas.</i></p> <p>[Indicator 1: Learn better when they work or study with others.]</p> <p>[According to me, I was asked to do the tasks directly into my discussion or to a close friend to know how exactly that task done it.]</p>
		YR	<p><i>[Indikator 1: Belajar dengan baik ketika mereka belajar dengan orang lain.]</i></p> <p><i>Bahasa Inggris itu menarik tapi kalau dikasih meka tugas pasti lebih mauka kerjaki sama teman yang punya pengetahuan lebih.</i></p> <p>[Indicator 1: Learn better when they work or study with others.]</p> <p>[English is interesting course but if the lecturer is given a task definitely I must do with my friend who</p>

			have more knowledge.]
3	<p><i>Ketika kalian belajar atau membaca, mendengarkan sesuatu tentang bahasa Inggris bagaimana cara kalian mengerti apakah kalian harus dijelaskan langsung dipelajari sendiri?</i></p> <p>[When you study or learn, do you understand by yourself or must be explained by other? Why?]</p>	PAL	<p><i>[Indikator 1: Belajar dengan baik ketika mereka belajar dengan orang lain.]</i></p> <p><i>Kalau saya lebih suka diberitahukan sama orang lain supaya saya tidak salah dalam menafsirkan sesuatu.</i></p> <p>[Indicator 1: Learn better when they work or study with others.]</p> <p>[I prefer to be notified the other people so I do not misinterpret anything.]</p>
		NAC	<p><i>[Indikator 1: Belajar dengan baik ketika mereka belajar dengan orang lain.]</i></p> <p><i>Saya punya teman yang pandai dalam bahasa Inggris jadi kalau ada sesuatu pasti langsung saya Tanya ke dia karena biasa saya bingung kalau saya sendiri yang mau kerjaki.</i></p> <p>[Indicator 1: Learn better when they work or study with others.]</p> <p>[I have friends who are good in English so that if I do not know something directly I ask to her as usual I am confused if I do by</p>

			myself.]
4	<p><i>Games apa yang kalian pilih untuk bisa menunjang belajarta di bahasa Inggris dan bagaimana kalian melakukannya?</i></p> <p>[What games in learning English do you usedo? And how do you do?]</p>	AAY	<p>[Indikator 6: Malakukan permainan bersama dengan teman-teman.]</p> <p><i>Saya sangat suka games karena bisa menguji kerja sama dalam tim seperti games menyusun kata dari orang yang satu ke orang yang lainnya.</i></p> <p>[Indicator 6: Do games with the others people.]</p> <p>[I really like the games because it can test the teamwork as games construct words from one person to another person.]</p>
		S	<p>[Indikator 6: Malakukan permainan bersama dengan teman-teman.]</p> <p><i>Kalau games saya lebih ke games mendengarkan music dan teman melanjutkan liriknya.</i></p> <p>[Indicator 6: Do games with the others people.]</p> <p>[According to me, focused on the games that I liked games in listening to music and friends continued the lyrics.]</p>
5	<p><i>Adakah hal lain yang anda suka dalam belajar sebagai pelajar kelompok selain yang</i></p>	PAL	<p>[Indikator 5: Membuat kelompok kecil untuk belajar bersama.]</p> <p><i>Kalau saya suka ka ada pembagian kelompok dan berdiskusi dengan</i></p>

	<p><i>telah dipaparkan sebelumnya?</i></p> <p>[Is there anything else that would you like to say about your strategy as the group learners?]</p>		<p><i>mereka.</i></p> <p>[Indicator 5: Make a small group to study together.]</p> <p>[I like when I am sharing in a group and discuss with them.]</p>
		NAC	<p><i>[Indikator 3: Belajar di dalam kelas daripada kelas prifat.]</i></p> <p><i>Lebih bagus kalau belajar didalam kelas dengan semua teman daripada kursus atau privat yang hanya berdua belajar.</i></p> <p>[Indicator 3: Learn better in the classroom than with a private tutor.]</p> <p>[Better if I learn in the classroom with all of my friends rather than private courses or who simply are both studying.]</p>
		AA	<p><i>[Indikator 6: Malakukan permainan bersama dengan teman-teman.]</i></p> <p><i>Saya suka kalau belajar itu kalau yang seru-seru atau ada hal baru dilakukan dengan yang lainnya.</i></p> <p>[Indicator 6: Do games with the others people.]</p> <p>[I like it when it is learned that the fun class or there are new things to do with the others.]</p>

Focus group discussion (FGD) was done by 6 students or 30% from the percentage of tactile learners. Saturday, October, 29th 2016 was the day that FGD was done by the writer in one of the room of Tri Dharma Nusantara Makassar Economic Science College. The students that became the participants were NAC, AA, S, YR, AAY, and PAL. Based on the FGD data, the strategies of group learners that the students at the fifth semester of Accounting Department of Tri Dharma Nusantara Makassar Economic Science College described:

Question Item 1: learned with a discussion according to NAC. Beside of that, S just did the discussion to understand more.

Question Item 2: AA said that she was asked directly when she got a task from the lecturer. And YR agreed to do the assignment with her friends..

Question Item 3: According to PAL, she preferred to be noticed the other people to less misinterpret. While, NAC asked her friend to know more about the materials.

Question Item 4: AAY liked to play a game with a team. According to S agreed with AAY's respond that a game was the good way like listening to the music the other continued the next lyrics.

Question Item 5: PAL used the strategies in learning English by sharing in a small group and made a discussion. Whereas, NAC added that preferred to learn in classroom with all her friends rather than private course. And AA loved to learn that fun class or did something new together.

B. Discussion

After describing all about what the writer found by giving questionnaire and doing question items by focus group discussion, in this section the writer explains more detail about those finding with enclosing pertinent ideas related to the kinds of perceptual learning style and the strategies of perceptual learning style related to Reid's theory.

1. The Kinds of Perceptual Learning Style

The description of the data collected through the questionnaire showed that the kinds of perceptual learning style showed that there were 14 students (17%) as visual learners according to the total of all score in visual divided into total number of subject of the research. In auditory perceptual learning style showed that there were 10 students (12%) as auditory learners according to the total of all score in auditory divided into total number of subject of the research. There were 16 students (19%) as kinesthetic learners according to the total of all score in kinesthetic divided into total number of subject of the research. Tactile learners had 6 students (7%) that divided into total number of subject of the research. In group perceptual learning style showed that there were 24 students (28%) as group learners according to the total of all score in group divided into total number of subject of the research and then in individual perceptual learning style, there were 14 students (17%) as individual

learners according to the total of all score in individual divided in total number of population.

Based on the result of the questionnaire, the writer found that there was difference of perceptual learning style according the results of the student's perceptual learning style and scoring the total of all six categories to see the score of the every perceptual learning style and in addition the dominant of perceptual learning style in learning English based on the result of questionnaire figured out that students were interested in group perceptual learning style.

This research had different with Solibas' thesis and Papolas's thesis. Solibas' thesis result figured out that the students were interested in kinesthetic or tactile perceptual learning style, then Papolas' thesis also had different with this research, her thesis result of library method figured out that the students were interested in VARK (Visual, Auditory, Read, and Kinesthetic) perceptual learning style.

In this research, the writer found that group learners' perceptual learning style became the dominant with the total score was 28% from the percentage or there were 24 students included as group learners from 84 students. It indicated that the Accounting Department that was not focused on the English language used learners group in perceptual learning style to help them received knowledge or other information and to help them improved in learning English.

2. The Strategies of Perceptual Learning Style Related to Reid's Theory

The six categories of perceptual learning style strategy, learners who command their own learning often master more things than those who rely on being taught, learners had a different sense of themselves of their time, and learners had perceptual learning style in learning English by choosing from rich array of strategies like environment, media, methods, and experience. They could be encouraged to employ their skills according to their preferred perceptual learning styles. The writer discusses the strategies of perceptual learning style related to Reid's theory (1995);

a) Visual Learners Strategy

Visual learning style referred to preferring to learn through seeing, that was visual channel. Reid reported that "Visual students needed the visual stimulation of bulletin boards, videos and movies" (1995: 199). In this research of FGD the members of visual learners did the strategies related to the Reid's strategy, in **question items 2-4** explained, they could be encouraged by visualizing skills in considering the content, picture, video, and process of writing. Among the techniques, there were visualizing through still pictures, a television documentary, computer, drawing, text, writing procedures in idea by idea, paragraph by paragraph through on the whiteboard, concept mapping for information writing.

But, there was another strategy that student did in learning English based on **question items 1 and 5** like watched a movie with the picture, script or subtitle, and sound of the movie to make it synchronous of the words based on IN, and YA. Then, J, DZ, S, and SN agreed to do the activity like a task or assignment by themselves first.

Beside of that, the writer found that the visual learners did not full to use the strategies but some students used the other strategy like individual strategy which Learners whose primary learning style was individual learn more efficiently by themselves (Reid, 1995: 221). They used their sense of seeing something to get the knowledge but did it by themselves.

b) Auditory Learners Strategy

Auditory learners are very good listeners. They tend to absorb information in a more efficient manner through sounds, music, discussions, teachings, etc. Auditory learners appreciate books on tape and might find that reading aloud to help them to retain information. Rather than written reports, auditory learners tend to do better on oral presentations and reports (Reid, 1995: 200).

In this research of FGD the members of auditory learners did the strategies related to Reid's strategy, **in question items 2-4**, auditory learners, they could be encouraged by hearing, collaborative writing, role playing, interviewing, telephoning, hearing the voice, listen to the music, writing frames and sentence starter by saying it,

and spelling learning through repeating letters aloud, hearing words within words, saying words in an exaggerated way, and utilizing sense or rhythm and rhyme.

But, there was another strategy that student did in learning English based on **question items 1 and 5** like did the activity in the different place or did not stay on their chair because it was bored according to H, and AW. Then, K, AS, MNT, and HA agreed to do it.

Beside of that, the writer found that the auditory learners did not full to use the strategies but some students used the other strategy like kinesthetic strategy which kinesthetic learners would rather learn through experiential learning that was total physical involvement with a learning situation (Reid, 1995: 200). They needed body movement to absorb and retained what was learned.

c) Kinesthetic Learners Strategy

Kinesthetic learners would rather learn through experiential learning that is total physical involvement with a learning situation (Reid, 1995: 200). They need body movement to absorb and retain what is learned and they prefer learning through activity and they cannot focus on challenging information passively the statements of this domain reflected overlapping preferences among kinesthetic and group learning styles (Reid, 1995: 200).

In this research of FGD the members of kinesthetic learners did the strategies related to Reid's strategy, in **question items 2-4**, kinesthetic learners did not like to stay for a long time in the same place to finish something like assignment or task.

Read the material and made a note for the main points in every materials could help them to remember the material. Games were the one way to make the class was not bored, like used flash cards to remember the vocabulary by touching the objects. They became the active person in the class.

But, there was another strategy that student did in learning English based on **question items 1 and 5** like did the assignment or task with another student and preferred to make a small group according MTS and ISL. Then, H, SH, MHD, and S agreed to do it.

Beside of that, the writer found that the kinesthetic learners did not full to use the strategies of kinesthetic but some students used the other strategy like group strategy to support their ability to learn about English which group learners would rather prefer learning through working with others and participating group works (Reid, 1995: 222). They liked discussion with some people to know or get knowledge.

d) Tactile Learners Strategy

Tactile learners learn more effectively the sense of touch or performance of body movement but still stay in the chair or position. Tactile learners learn best by experience, by being involved physically. Writing notes or instruction can help them remember information and physical involvement in class related activities may help them understand new information (Reid, 1995: 200).

In this research of FGD the members of tactile learners did the strategies related to Reid's strategy, **in question items 2-4**, tactile learners, they could be encouraged by drawing, underlining, and going on field trips, manipulating and assembling objects, material. They needed to do something about English with the others to make it fix the material. They were still in the chair and must be quiet to learn something so that they could be focused to finish it.

But, there was another strategy that student did in learning English based on **question items 1 and 5** like did the assignment or task with another student and preferred to make discussion according NPA and YHN. Then, IE, S, WS, and NMA agreed to do it.

Beside of that, the writer found that the tactile learners did not full to use the strategies of tactile but some students used the other strategy like group strategy to support their ability to learn about English which group learners would rather prefer learning through working with others and participating group works (Reid, 1995: 222). They liked working in small groups, teams, or with a peer.

e) Individual Learners Strategy

Individual learners' strategy refers to preferring to learn through working alone. Learners whose primary learning style is individual learn more efficiently by themselves (Reid, 1995: 221). They wanted to pace themselves and became critical with the presence of an authority.

In this research of FGD the members of Individual learners did the strategies related to Reid's strategy, in **question items 2-4**, individual learners, the desire for self-study kept individual learners away from active, voluntary classroom participation. In a group setting, the individual learners might seem reserved, inactive or even indifferent. To engage the individual learners and kept them from finishing an entire group project on his or her own, they did all of the activity first by themselves and then must sit in front row of the lecturer to make them focused.

But, there was another strategy that student did in learning English based on **question items 1 and 5** like listening to the music to improve their knowledge and a discussion session just for accept the material according to I and MI. Then, NF, S, HG, and ED agreed to do it.

f) Group Learners Strategy

Group learners prefer learning through working with others and participating group works (Reid, 1995: 222). They like working in small groups, teams, or with a peer. They enjoy joining in class discussions. They prefer group work to working in isolation.

In this research of FGD the members of group learners did the strategies related to Reid's strategy, in **question items 2-4**, group learners, enjoyed joining in class discussions. They preferred group work to working in isolation. If they had to decide something, they asked other people for their opinions. If they understood a

problem, they liked to help other learners understood it too. And then, they liked to play games to improve their ability to get knowledge.

Even, based on **question items 1 and 5** they still chosen to learn together to know or get the more information or knowledge. Like make a small group and discuss the unique topic according to NAC, AA, S, PAL, YR, and AAY.

Everyone learned in different ways, so the specific method that an individual should use to study a particular subject can vary from person to person. However, there are the primary ways that an individual may learn information, which included hearing the information, learning about something by touching or using it, or by actually seeing the information or seeing the information applied. These six main ways that people learned information, but most people will usually learn more effectively using a method than they would be using either of the information are refer to as group learners. Group learners learn easily when they studied with at least one other student. They would be more successful completing work well when they work with others. They valued group interaction and class work with two or three classmates. They preferred group work to working in isolation. If they had to decide something, they asked other people for their opinions. If they understood a problem, they liked to help other learners understood it too. As a result, individuals that learned most effectively by working and getting information together may find that studying with a study group, did the discussion, made a group to study together, and other similar studied activities that involved gather to information regarding a particular

subject may all be extremely useful study tools. It was accordance with the strategies outlined by Reid (1995) about group learners' strategy.

People had different perceptual learning styles that were reflected in different academic strength, weakness, skills, interests, and motivations. The students' interested in group learners because as a result, many students focused heavily on group techniques to accept in learning material especially in English that they needed help from the others.

Regardless of whether an individual was a group learners there were certain strategies that an individual could be used to improve his or her ability in doing the discussion in English. In other words, even if an individual did not learn well by simply learning together to a discussion, the students could still learn effectively by making sure to make another small group in certain ways. First, the most important information from discussion to give pays attention. Some of the most effective ways to make sure that you could be remain focused and could pay attention effectively to keep your eyes on the speaker, take notes, and tried to ignore distractions that may be present in the room.

Usually, no one was 100% to be in one of that type. People had more than one type of study, only the type indeed one of the most dominant. In this research, there were combining types of perceptual learning style to improve their ability in learning English. The students that were as visual learners which used their sense to see in

learning about English could not stand alone but they were also supported by individual's strategy who gave priority to do it first by themselves.

Another invention, there were students who were included in this type of auditory and kinesthetic. First, when memorizing something (either memorized the formula or simply memorizing people's names when introduced) of these students would have a voice. Second, students were very disturbed by the noises in the surroundings, while trying to concentrate. Third, when learning something happy scribbling paper, sketching, writing or typing a summary. Fourth, faster to learn something when it was put into practice (tried to) yourself what was being studied. The two of first evidences had proved that these students include people with auditory types. The two of the final proof assured also that he was among those with the type of kinesthetic learning. However, between the two types above, looks more dominant in auditory type.

But, most of them liked to make a group or small group and did a discussion to know or improve their ability about English because when many people or students gave their opinions, statements, or arguments made the others know about the materials.

So, The students' at the fifth semester of Accounting Department of Tri Dharma Nusantara Makassar Economic Science College were interested in group learners based on the result, many students focused heavily on group techniques to accept in learning material especially in English that they needed help from the

others. Group learners' strategy could help them to improve their ability in learning English.

The results of the research suggest that it is important to determine students' perceptual learning style and make students aware of the different approaches in learning. Determining the learning style of students is vital, and there should be an effort from lecturers to accommodate those differences in the classroom. When the perceptual learning style is determined, it is suggested that students take into consideration the differences in perceptual learning styles among students when designing the course material. The results of the research has shown the importance in determining students' perceptual learning styles, and that the strategies of the perceptual learning style of the students' at the fifth semester of Accounting Department of Tri Dharma Nusantara Makassar Economic Science College were interested in group learners based on the result, many students focused heavily on group techniques to accept in learning material especially in English that they needed help from the others. Group learners' strategy could help them to improve their ability in learning English. The research suggests that students should be aware of their learning style preferences.

CHAPTER V

CONCLUSION AND SUGGESTION

A. Conclusion

After the data analyzed have finished, the writer draws the following conclusions:

1. The students' perceptual learning style in learning English at the fifth semester of Accounting Department of Tri Dharma Nusantara Makassar Economic Science College were; 14 students (17%) as visual learners, 10 students (12%) as auditory learners, 16 students (19%) as kinesthetic learners, 6 students (7%) as tactile learners, 24 students (28%) as group learners, and 14 students (17%) as individual learners. In addition, the highest score from this finding was group learners as the dominant students' perceptual learning style in learning English is 28%. It indicates that the Accounting Department that was not focused on the English language used learners group in perceptual learning style to help them receive knowledge or other information and to help them improve in learning English.
2. The strategies of the students' perceptual learning style in learning English at the fifth semester of Accounting Department of Tri Dharma Nusantara Makassar Economic Science College, there are six strategies from the students that related to Reid's Theory (1995) such us;
 - a) Visual learners did the strategies based on the Reid's strategy, for example, they could be encouraged by visualizing skills in considering the content,

picture, video, and process of writing. Among the techniques, there were visualizing through still pictures, a television documentary, computer, drawing, text, writing procedures in idea by idea, paragraph by paragraph through on the whiteboard, concept mapping for information writing.

- b) Auditory learners did the strategies based on the Reid's strategy, for example, auditory learners, they could be encouraged by hearing, collaborative writing, role play interviewing, telephoning, hearing the voice, listen to the music, writing frames and sentence starter by saying it, and spelling learning through repeating letters aloud, hearing words within words, saying words in an exaggerated way, and utilizing sense or rhythm and rhyme.
- c) Kinesthetic learners did the strategies based on the Reid's strategy, for example, kinesthetic learners did not like to stay for a long time in the same place to finish something like assignment or task. Read the material and made a note for the main points in every materials could help them to remember the material. Games were the one way to make the class was not bored, like used flash cards to remember the vocabulary by touching the objects. They became the active person in the class.
- d) Tactile learners did the strategies based on the Reid's strategy, for tactile learners, they could be encouraged by drawing, underlining, and going on field trips, manipulating and assembling objects, material. They needed to do something about English with the others to make it fix the material. They

were still in the chair and must be quiet to learn something so that they could be focused to finish it.

- e) Individual learners did the strategies based on the Reid's strategy, for individual learners, the desire for self-study kept individual learners away from active, voluntary classroom participation. In a group setting, the individual learners might seem reserved, inactive or even indifferent. To engage the individual learners and kept them from finishing an entire group project on his or her own, they did all of the activity first by themselves and then must sit in front of the lecturer to make them focused.
- f) Group learners did the strategies based on the Reid's strategy, for group learners, enjoyed joining in class discussions. They preferred group work to working in isolation. If they had to decide something, they asked other people for their opinions. If they understood a problem, they liked to help other learners understood it too. And then, they liked to play games to improve their ability to get knowledge.

People had different perceptual learning styles that were reflected in different academic strength, weakness, skills, interests, and motivations. The students' interested in group learners because as a result, many students focused heavily on group techniques to accept in learning material especially in English that they needed help from the others.

Usually, no one was 100% to be in one of that type. People had more than one type of study, only the type indeed one of the most dominant. In this research, there were combining types of perceptual learning style to improve their ability in learning English. The students that were as visual learners which used their seeing to learn about English could not stand alone but they were also supported by individual strategy who gave priority to do it first by itself.

The results of the research suggest that it is important to determine students' perceptual learning style and make students aware of the different approaches to learning. Determining the learning styles of students is vital, and there should be an effort from lecturers to accommodate those differences in the classroom. When the perceptual learning styles are determined, it is suggested that students take into consideration the differences in perceptual learning styles among students when designing the course material. The results of the research has shown the importance in determining students' perceptual learning styles, and that the strategies of the perceptual learning style of the students' at the fifth semester of Accounting Department of Tri Dharma Nusantara Makassar Economic Science College were interested in group learners based on the result, many students focused heavily on group techniques to accept in learning material especially in English that they needed help from the others. Group learners' strategy could help them to improve their ability in learning English. The research suggests that students should be aware of their learning style preferences.

B. Suggestion

The writer realizes that this thesis is still far from being perfect, it caused the writers' ability and knowledge is limited to write down into a more complete.

1. It is suggested that the student should be aware of strategy that can influence students' perceptual learning style in learning English especially in the dominant perceptual learning style that they have and the strategy in learning English.
2. Since there are more than one perceptual learning style in a language classroom, student should provide approaches that can accommodate themselves different strength in processing information, especially in improving in learning English.
3. The student should be aware of the students' perceptual learning styles which are particularly important in acquiring foreign language especially in English. The students should identify and use these strategies as early as possible in instructional program or lesson.
4. Similar research can be done within the same perceptual learning style but different language skills in different contexts.
5. Experimental research can be done to give more evidence of the effect of perceptual learning style in learning English.

BIBLIOGRAPHY

- Ahmad. (2008). *"The correlation between learning styles and paragraph organization styles of the sixth semester students of English Education Department of UIN Alauddin Makassar"*, Unpublished S1 Thesis. FTK UIN Alauddin Makassar.
- Anonymous. (2008). *Understanding Your Learning Style*. In the internet <http://www.llp.dimstrong.edu/5800> retrieved on August 20th 2016.
- Burbine, Matt. (2004). *Learning Styles Characteristics*. In the internet http://www.trcc.comment.edu/Ed_Resources/TASC.htm retrieved on August, 10th 2016.
- Brown, H. Douglass. (1987). *Principles of Language Learning and Teaching* (2nd ed.). Englewood Cliffs, NJ: Prentice-Hall.
- Brown, H. Douglass. (2007). *Principles of Language Learning and Teaching*. 5th Ed. Fransisco: Longman.
- Creswell, John W. (2009). *Research Design: Qualitative, Quantitative, and Mixed Methods Approaches-3rd edition*. SAGE Publication: California
- De Potter, Bobbi and Mike Hernacki . (2004). *Quantum Learning*. Bandung: Mizan Pustaka.
- Dunn, R & Griggs, S. A. (1988). *Learning Styles: Quiet Revolution in American Secondary Schools*. Reston, VA: National Associaton of Secondary School Principals.
- Heineman, Peter L. (1995). *Cognitive versus Learning Styles*. In the internet <http://www.personality-project.org/perproj/others/heineman/cog.htm> retrieved on July, 25th 2016.
- Herdita, Andi Rio. (2014). *Difficulties Faced By Students in Using Coordinate Conjunction in English (A Case Study at The Second Semester Students at English and Literature Department of Adab and Humanities Faculty in 2012/2013 Academic Year)*. UIN Alauddin Makassar.

- Hunt, DE. (1979). *Learning Style and Teaching Style Introduction to conceptual level in student learning style, diagnosing and prescribing program*. Reston, V A National SSP.
- Isnawati. (2009). "Application learning style in second language acquisition at students of English Literature Department of UIN Alauddin Makassar," Unpublished S1 Thesis. UIN Alauddin Makassar.
- Keefe, J. W. (1979). *Learning Style: an overview*. In. J.w. Keefe (ed), *Student learning Styles: Diagnosing and Prescribing Programs (pp 1-7)*. Reston. VA, National Association of Secondary school principals.
- Kolb, David (2003). *Kolb Learning Style*. In the internet <http://www.vccaedu.org/inquiry/inquiry-spring97/i111tayl.html>. 2003.
- Krashen Stephen D. (1982). *Principle and Practice in Second Language Acquisition*. University Of Southern California Pergamon Press.
- Krashen, Stephen D. (1987). *Principle and practice in Second Language Acquisition New Jersey*, Prentice- Hall International (ltd).
- Lyon, Evelyn F and Trost, John F. (1981). *Conducting Focus Group Sessions dalam Studies in Family Planning*. December 1981. (443-449).
- Morgan D.L. (1988). *Focus Group Discussion as Qualitative Research*. London: Sage.
- Muthi'ah. (2009). "The Comparison of Writing Quality Between Auditory and Visual Learner at Education Department of UIN Alaudin Makassar". Unpublished S1 Thesis. FTK UIN Alauddin Makassar.
- Oxford, R. L. & Horton-Murillo, D. (1988). *Language Learning Styles and Strategies in the Multicultural, Tertiary L2 Classroom*.
- Papoola, S and Hendricks, C (2014). "Learning Styles of First-Semester Baccalaureate Nursing Students: A Literature Review". Published by Institute for Learning Styles Journal.

- Rebecca. (2003). *Language Learning Style and Learning Strategies: an overview*. Pergamon.
- Reid, J. (1984). *Perceptual Learning Styles Preference Questionnaire*.
- Reid, J. (1987). *The Learning Style Preference of ESL Students*. Colorado State University.
- Reid, J. (ed.). (1995). *Learning Styles in the ESL/EFL Classroom*. Boston, MA: Heinle & Heinle Publishers.
- Rusmiati. (2009). "Teaching Procedural Texts Through cooperative Learning Methode to Improve the Students' Writing Ability at the Second year of MTS Aisyiyah Sungguminasa", Unpublished S1 Thesis. FTK UIN Alauddin Makassar
- Scarcella, R. (1990). *Teaching Language Minority Students in the Multicultural Classroom*. Englewood Cliffs, NJ: Prentice-Hall/Regents.
- Soliba (2006). "Learning Styles the first year Students of Saint Louis University Laboratory High School in the School Year 2005-2006" Published S1 Thesis.
- Sugiyono. (2014). *Metode Penelitian Kuantitatif, Kualitatif dan R&D*. Alfabeta. Bandung.
- Taylor, Melba. (1997). *Learning Styles*. In the internet <http://people.usd.edu/~ssanto/gregorc.html> retrieved on September 2nd 2016.
- Wiguna, Imelda. (2004). "Learning style in Second Language Acquisition of the First Students of Business English State University". Published on S1 Thesis. FK UNM.

A P P E N D I X E S

**Appendix A – PERCEPTUAL LEARNING STYLE PREFERENCE
QUESTIONNAIRE (ENGLISH VERSION)**

Perceptual Learning Style Preference Questionnaire

(Copyright 1984, by Joy Reid)

Directions:

People learn in many different ways. For example, some people learn primarily with their eyes (visual learners) or with their ears (auditory learners); some people prefer to learn by experience (kinesthetic learners), by “hands-on” tasks (tactile learners); some people learn better when they work alone (individual learners) while others prefer to learn in groups (group learners).

This questionnaire has been designed to help you identify the way(s) you learn best – the way(s) you prefer to learn.

Decide whether you agree or disagree with each statement. And then indicate whether you:

Strongly Agree (SA)

Agree (A)

Undecided (U)

Disagree (D)

Strongly Disagree (SD)

Please respond to each statement quickly, without too much thought. Try not to change your responses after you choose them. Please answer all the questions by giving (✓) sign in the column that is available in every statement.

PERCEPTUAL LEARNING STYLE PREFERENCE QUESTIONNAIRE

Name :

Class :

Reg. Number :

THE QUESTIONS	SA	A	U	D	SD
1. I used to read aloud when reading the text.					
2. I prefer learning by doing exercises and drills in the class.					
3. I prefer work with my classmates.					
4. I prefer to learn individually.					
5. I study English better when I study with a group.					
6. I learn English better by reading what the lecturer writes on the chalkboard.					
7. I prefer listening lecture than reading textbook.					
8. When I do things in class, I learn English better.					
9. I remember things what I heard about English in class better than what I read.					
10. When I read English instructions, I remember them better.					
11. I learn English more when I can make a model of something (framework) of the material.					
12. I understand English better when I read instructions.					
13. When I study English alone, I remember things better.					
14. I learn English better when I do a laboratory experiment.					
15. I benefit more from involving hands an activities than hearing lectures.					
16. I enjoy learning English in class by doing experiments.					
17. I learn English better in class when lecturer gives a lecture.					

18. I do my work better when I work myself alone.					
19. I recognize English better in class when I participate in role-playing.					
20. I learn English better when I listen to others in class.					
21. I enjoy doing an English assignment with my classmates.					
22. When I write a note of the instructions given on English language, I remember it better.					
23. I prefer to study English with my friends group.					
24. When learning a new skill, I prefer watching someone's demonstration than listening.					
25. I enjoy making something of English language in the project (task) class.					
26. I learn English best in class when I can participate in related activities.					
27. I prefer watching on task by myself.					
28. I learn more when I study with a group.					
29. I learn English more by reading textbooks than by listening to others.					
30. When I study alone, I understand well.					

**Appendix B – PERCEPTUAL LEARNING STYLE PREFERENCE
QUESTIONNAIRE (INDONESIAN VERSION)**

Kuesioner Pilihan Persepsi Gaya Belajar

(Copy Pada Tahun 1984, Oleh Joy Reid)

Petunjuk:

Orang belajar dengan cara yang berbeda. Sebagai contoh, beberapa orang utamanya belajar dengan mata mereka (pelajar visual) atau dengan telinga mereka (pelajar pendengar); beberapa orang belajar dengan pengalaman (pelajar kinestetik) atau dengan melakukan sesuatu (pelajar taktil); beberapa orang belajar lebih baik ketika mereka mengerjakan atau belajar dengan dirinya sendiri (pelajar individu) atau dengan orang lain dalam satu grup (pelajar kelompok).

Putuskan apakah anda setuju, atau tidak setuju, dari pernyataan-pernyataan dibawah ini. Inilah indicator penilaian kuesioner:

Sangat Setuju (SS)

Setuju (S)

Ragu-Ragu (R)

Tidak Setuju (TS)

Sangat Tidak Setuju (STS)

Silahkan menanggapi setiap pernyataan dengan cepat, tanpa berfikir terlalu lama. Cobalah untuk tidak mengganti jawaban anda setelah memilih yang telah anda pilih. Silahkan menjawab pernyataan dengan memberi tanda (✓) yang tersedia di setiap kolom pernyataan.

PERCEPTUAL LEARNING STYLE PREFERENCE QUESTIONNAIRE

Nama :

Kelas :

NIM :

PERTANYAAN-PERTANYAAN	SS	S	R	TS	STS
1. Saya pasti membaca dengan keras ketika membaca teks.					
2. Saya lebih suka belajar bahasa Inggris dengan melakukan latihan dan sesuatu di kelas.					
3. Saya lebih suka bekerja dengan teman sekelas saya					
4. Saya melakukan sesuatu untuk belajar bahasa Inggris sendirian.					
5. Saya belajar bahasa Inggris lebih baik ketika saya belajar dengan orang lain di kelas.					
6. Saya lebih suka belajar bahasa Inggris dengan membaca apa yang ditulis oleh dosen pada papan tulis.					
7. Saya lebih suka mendengarkan ceramah daripada membaca buku.					
8. Saya belajar bahasa Inggris lebih baik sambil melakukan sesuatu.					
9. Saya lebih mampu mengingat tentang bahasa Inggris ketika saya mendengarkannya dibandingkan saya membacanya di kelas.					
10. Ketika saya membaca instruksi bahasa Inggris, saya mengingatnya dengan baik.					
11. Saya belajar bahasa Inggris lebih baik ketika saya membuat model bangunan (kerangka) tentang materi tersebut.					
12. Saya suka belajar bahasa Inggris ketika saya membaca petunjuk yang saya catat.					
13. Ketika saya belajar bahasa Inggris sendiri, saya mampu mengingatnya lebih baik.					
14. Saya belajar bahasa Inggris lebih baik ketika saya melakukan eksperimen di laboratorium.					
15. Saya lebih suka melibatkan tanganku pada setiap kegiatan daripada perkuliahan dalam metode ceramah.					

16. Saya menikmati belajar bahasa Inggris di kelas dengan melakukan eksperimen.					
17. Saya belajar bahasa Inggris lebih baik di kelas ketika dosen menggunakan metode ceramah.					
18. Saya melakukan pekerjaan saya lebih baik ketika saya mengerjakannya sendiri.					
19. Saya memahami bahasa Inggris lebih baik di kelas ketika saya berpartisipasi dalam sebuah permainan tentang materi yang diajarkan.					
20. Saya belajar bahasa Inggris lebih baik ketika saya mendengarkan orang lain di kelas.					
21. Saya menikmati mengerjakan tugas dengan teman sekelas saya.					
22. Ketika saya menulis sebuah catatan dari instruksi yang diberikan tentang bahasa Inggris, saya mengingatnya lebih baik.					
23. Saya lebih suka belajar dengan teman-teman kelompok saya.					
24. Ketika belajar keterampilan baru, saya lebih suka menonton demonstrasi seseorang daripada mendengarkan.					
25. Saya menikmati membuat sesuatu tentang bahasa Inggris dalam proyek(tugas) kelas.					
26. Saya belajar bahasa Inggris lebih baik di kelas ketika saya dapat berpartisipasi dalam kegiatan-kegiatan yang terkait.					
27. Di kelas, saya mengerjakan tugas bahasa Inggris lebih baik ketika saya mengerjakannya sendirian.					
28. Saya lebih suka mengerjakan tugas sendirian.					
29. Saya lebih suka belajar bahasa Inggris dengan membaca teks di buku daripada mendengarkan orang lain.					
30. Ketika saya belajar sendiri, saya mengerti dengan baik					

APPENDIX D – QUESTION ITEMS OF VISUAL LEARNERS STRATEGY

QUESTION ITEMS

Engagement Question

1. What is your strategy in learning English as the visual learners?
[Apakah strategi yang anda lakukan dalam mempelajari bahasa Inggris sebagai pelajar visual?]

Exploration Question

2. When the lecturer explains or when you read or look at something do you like to use media in learning English like picture, map, graph, diagram, or there is another media that you use?
[Ketika dosen anda menjelaskan atau ketika kalian membaca atau melihat sesuatu apakah kalian menggunakan media dalam belajar seperti gambar, peta, grafik, diagram, atau adakah media lain yang anda gunakan?]
3. What do you do when your lecturer or your friend give or explain the material on the whiteboard?
[Apa yang akan kalian lakukan ketika dosen kalian atau teman kalian memberikan atau menjelaskan materi di papan tulis?]
4. When you are in the classroom to accept the material or course, where do you sit best?
[Ketika kalian dikelas untuk menerima pelajaran dimanakah posisi duduk yang baik untuk kalian?]

Exit Question

5. Is there anything else that would you like to say about your strategy as the visual learners?
[Adakah hal lain yang anda ingin sampaikan tentang strategi anda sebagai pelajar visual?]

APPENDIX E – QUESTION ITEMS OF AUDITORY LEARNERS STRATEGY

QUESTION ITEMS

Engagement Question

1. What is your strategy in learning English as the auditory learners?
[Apakah strategi yang anda lakukan dalam mempelajari bahasa Inggris sebagai pelajar audio?]

Exploration Question

2. Do you like to listen to the music in learning English? Why?
[Apakah anda menyukai untuk mendengarkan musik dalam belajar bahasa Inggris? Kenapa?]
3. How do you read the materials about English?
[Bagaimana anda membaca materi tentang bahasa Inggris?]
4. When you are in the classroom to accept the material or course, where do you sit best?
[Ketika kalian dikelas untuk menerima pelajaran dimanakah posisi duduk yang baik untuk kalian?]

Exit Question

5. Is there anything else that would you like to say about your strategy as the auditory learners?
[Adakah hal lain yang anda ingin sampaikan tentang strategi anda sebagai pelajar audio?]

APPENDIX F – QUESTION ITEMS OF KINESTHETIC LEARNERS STRATEGY

QUESTION ITEMS

Engagement Question

1. What is your strategy in learning English as the kinesthetic learners?
[Apakah strategi yang anda lakukan dalam mempelajari bahasa Inggris sebagai pelajar kinestetik?]

Exploration Question

2. Do you like to do experiences such as drama, visiting, or interviewing?
[Apakah anda suka dalam belajar dengan melakukan pengalaman seperti drama, mengunjungi, atau melakukan interview?]
3. What do you do when the lecturer give you a task? Do you still in your chair or not? Why
[Apa yang anda lakukan ketika dosen anda memberikan sebuah tugas? Apakah anda tetap pada posisi anda? Kenapa??]
4. What methods do you like in learning English?
[Metode pembelajaran apa yang anda sukai dalam belajar bahasa Inggris?]

Exit Question

5. Is there anything else that would you like to say about your strategy as the kinesthetic learners?
[Adakah hal lain yang anda ingin sampaikan tentang strategi anda sebagai pelajar kinesthetic?]

APPENDIX G – QUESTION ITEMS OF TACTILE LEARNERS STRATEGY

QUESTION ITEMS

Engagement Question

1. What is your strategy in learning English as the tactile learners?
[Apakah strategi yang anda lakukan dalam mempelajari bahasa Inggris sebagai pelajar tactile?]

Exploration Question

2. When the lecturer or your friend teach you a material or when you read the material what do you do?
[Ketika dosen anda atau teman anda mengajarkan sebuah materi atau ketika anda membaca materi tersebut apa yang anda lakukan?]
3. What do you do when the lecturer give you a task? Do you still in your chair or not? Why?
[Apa yang anda lakukan ketika dosen anda memberikan sebuah tugas? Apakah anda tetap pada posisi anda? Kenapa?]
4. Do you like to use the real object when you learn? What are objects that you use?
[Apakah anda suka menggunakan objek nyata ketika kalian belajar? Objek-objek apa saja yang kalian gunakan?]

Exit Question

5. Is there anything else that would you like to say about your strategy as the tactile learners?
[Adakah hal lain yang anda ingin sampaikan tentang strategi anda sebagai pelajar taktil?]

APPENDIX H – QUESTION ITEMS OF INDIVIDUAL LEARNERS STRATEGY

QUESTION ITEMS

Engagement Question

1. What is your strategy in learning English as the individual learners?
[Apakah strategi yang anda lakukan dalam mempelajari bahasa Inggris sebagai pelajar individu?]

Exploration Question

2. How do you do your assignment when your lecturer gives it? Do you do by yourself or anything else?
[Bagaimana kalian mengerjakan tugas ketika dosen memberikannya? Apakah langsung mengerjakannya sendiri atau berbaur dengan orang lain untuk memecahkan tugas itu bersama-sama?]
3. When you study or read, listen something in English how do you do to understand that is by yourself or must be explained by other? Why?
[Ketika kalian belajar atau membaca, mendengarkan sesuatu tentang bahasa Inggris bagaimana caranya kalian mengerti apakah kalian harus dijelaskan langsung dipelajari sendiri?]
4. What games in learning English do you use? And how do you do?
[Permainan apa yang kalian pilih untuk bisa menunjang belajarnya di bahasa Inggris dan bagaimana kalian melakukannya?]

Exit Question

5. Is there anything else that would you like to say about your strategy as the individual learners?
[Adakah hal lain yang anda ingin sampaikan tentang strategi anda sebagai pelajar individu?]

APPENDIX I – QUESTION ITEMS OF GROUP LEARNERS STRATEGY

QUESTION ITEMS

Engagement Question

1. What is your strategy in learning English as the group learners?
[Apakah strategi yang anda lakukan dalam mempelajari bahasa Inggris sebagai pelajar kelompok?]

Exploration Question

2. How do you do your assignment when your lecturer gives it? Do you do by yourself or anything else?
[Bagaimana kalian mengerjakan tugas ketika dosen memberikannya? Apakah langsung mengerjakannya sendiri atau berbaur dengan orang lain untuk memecahkan tugas itu bersama-sama?]
3. When you study or read, listen something in English how do you do to understand that is by yourself or must be explained by other? Why?
[Ketika kalian belajar atau membaca, mendengarkan sesuatu tentang bahasa Inggris bagaimana caranya kalian mengerti apakah kalian harus dijelaskan langsung dipelajari sendiri?]
4. What games in learning English do you use? And how do you do?
[Permainan apa yang kalian pilih dalam belajar bahasa Inggris dan bagaimana kalian melakukannya?]

Exit Question

5. Is there anything else that would you like to say about your strategy as the group learners?
[Adakah hal lain yang anda ingin sampaikan tentang strategi anda sebagai pelajar kelompok?]

APPENDIX J - TRANSCRIBE THE FOCUS GROUP DISCUSSION (FGD)

(ENGLISH VERSION)

Visual Learners Strategy

M : *Assalamu alaykum warahmatullahi wabarakatuh.*

P : *Waalaykum salam warahmatullahi wabarakatuh.*

M : Thanks for the opportunity to spend your time in conducting this discussion.

You are gathered here to do a focus group discussion on learning strategies that you use in learning English. Based on the results of the questionnaire survey last week, you belong to the visual learner where the dominant visual learners using eyesight. Visual learners learn best when reading, watching, and seeing things that will be learned or explained. Like, see the conversation of lecturers explained by look at the lecturers lip and you can understand. Then, maybe you prefer to listen what you hear as well as you write or you are more attention what you describe on the board. Anyway you are using eyesight or more use the sense of sight. Or there are a tool or media that you might use like television, video or whatever, the important thing that you use the eyesight. Well, it was there in perceptual learning style as visual learners based on the results of the questionnaire yesterday.

So I will begin the discussion, there are 5 questions or things that we will discuss. Anyone who has the answers or just want to spend his ideas can talk directly. When I start giving these questions, can you answer or respond directly to your everyday habits. Do you understand?

P : Understand

M : Well, first...

M : **What is your strategy in learning English as the visual learners?**

Because we are the typical of visual learner so what do we do when learning English?

J : **Eeee ... The most influential is ... pay attention to the lecturer. Then, to complete it is reading, writing is not too high but to see the lecturer and read it more be first.**

M : Perhaps, there is another opinion? Eee, for the others, what strategy do you use when you might want to learn or discover something new?

DZ : **For me, I eeee, I might be able to record as yaa possible if I am at the home which can be seen again because there will probably be remembered when the lesson was obtained. It is from me.**

M : Others? What's about IN?

S : According to me, the same like J and DZ. I listen and record by writing.

SN : Look at the lecturer also, hehehe.

IN : I just want to give addition, perhaps listening and reading maybe are the great way because sometimes, hmm. It is different from pronunciation and what is written by us.

M : Pronunciation and writing in English is different?

IN : Yes, It is different.

M : What is your opinion YA?

YA : For me the most, I think that capture the materials are reading and writing.

M : Reading and writing. What's about SN?

SN : Same like J.

M : So would you read and see the lecturer?

SN : Yes.

M : So, all of you have their respective strategies.

M : **Well, we move to the next question, When the lecturer explains or when you read or look at something do you like to use media in learning English like illustration, picture, map, graph, diagram, or there is another media that you use?**

J : **Yes', so I am personally more to the visual human body motion in the form of the action.**

In everyday life, we are also the most quickly grasp what the name implies, the learning of our daily life. Well, for example, just let the people live in other countries, they can speak English faster through what they experience themselves from the movements of everything.

M : Anything else?

IN : I also agree with J that the daily correctly done everyday could be the way that we learn. That is also possible, for example, watching movies, sometimes people can be smart after watching.

M : No other extra? There is another opinion?

YA : **According to me, I think also it can to capture what is described using the graph illustrations or pictures because that's where ordinary people catch a material or what is explained by the material.**

M : Then the other? S? DZ?

S : It is same.

M : Well, then.

M : **Next question, what do you do when your lecturer or your friend give or explain the material on the whiteboard?**

What immediately you do after receiving the material?

YA : For me, writing.

M : Thus, directly copying what is on the blackboard?

DZ : Copy the material.

S : Tes, Just copy.

M : Could you make the small notes hmm or maybe there is a colorful paper to make us better understand or are there other things to do besides write in the book?

J : Eee, for me, I can usually understand when read repeatedly.

M : Read repeatedly?

J : Yes, do not affect the eee, what it's the name suggests of the colors that still do not know. For example, it is read once so usually I read repeatedly and understand it.

M : There is another opinion?

DZ : **For me, I am repeatedly but still can be written so it could be heard as it is when I am a private.**

M : What's about SN?

SN : **I agree with the DZ written and reread.**

M : **Next question, when you are in the classroom to accept the material or course, where do you sit best?**

DZ : In front row.

S : In front row.

SN : **In front row.**

M : Why do you choose this position?

DZ : Because of me, in front row is more focused, if I am behind row may be that is impaired. Anyway when I am in behind row eee focus is less well so it should be in front row of the lecturer.

M : SN?

SN : **Equal of DZ statement, I also like it, in front row can be focus because I do not like in behind row that the views and thoughts drift others do not focus to the lecturer.**

M : For the men, usually most of man is sitting in behind row. Maybe, the woman sits firstly in front row of the lecturer. But actually where is the best position to do in learning process?

J : I think, it is the same well, because the bet position is in front row. Because if we sit in behind row mean there's been one thing we do not focus hmm, the pronounced explanation of the teacher or lecturer cannot be heard. So, certainly the most ideal position is in fron row.

YA : **According to me, focus and understanding when lecturers describes a material that is nice in front row but depends also sitting beside of us. If he could equally well want to focus in the middle, behind the definately stay focused and depend on ourselves because usually someone's mind is everywhere like in the office, campus, and everywhere he is at home cause unfocused of the materials in campus.**

M : For you, whether it is, for example, you may learn or listen to something or maybe lecturers explain whether you typically must be explained or intentioned or may learn by yourself?

YA : Just learn by myself.

M : What's about J?

J : For me, the dominant is looking for alone.

M : Finding by them.

J : Yes, because usually eee eee if I notified of the most forgotten.

M : When the lecturer may assign the task, what do you do?

J : What is the form task?

M : Eee it is the task, individual tasks and group tasks usually when both individuals and groups of people, he is working on hisself. There are also those individuals or groups should see also from others. What tipically do you use? Do you really want to direct from looking for or are simply waiting for the other person or discuss to the same person?

J : Eee, for me, I am visual learner so I must see first. So, eee I give the confidence for myself because usually when I have a intention to do it but I am not confident so I do not do it directly then I must see the visual first when it is same with my mind I will finish them.

M : any else?

YA : My tasks assigned depending on the lecturer. We usually are given the tasks where one of them does not understand. Then, we need a working group to solve a problem there we can do. When we know the problem, we can do by them if you already know the problem. Both are less obvious can be solved.

M : any others opininon?

IN : Perhaps, the good way in each group had to work on each of the assigned material, ee that given task. Later, after that we can collect the answer and choose the best one. Because usually when only one that is working the task it makes another people can not be sure about the task and also do not understand the task. It is the good way maybe.

M : **The last question, is there anything else you would you like to say about your strategy as the visual learners?**

Yah, How about you J?

J : The others first.

M : Any else, to improve your visual channel?

YA: For me, I like to be told or explained beforehand to understand the material.

J : **I prefer or dominant when I look for alone than is explained first by the other. And also that I apply this since senior high school and it is more effective when I use it in a way of study, I was writing that contained the main points of a discussion of a material and then I tempted in a place that I visited as front of the TV so when the ads come, I could view or front of desk that I could learn.**

So, it is the powerful way.

M : How about IN?

YN: I see that all the material if we do not see, we shall be hard to understand clearly.

IN : **Perhaps, the good way as well as more makes a conversation between lecturers or teacher should be applied.**

DZ: **I am like J, put the important things on the wall with small notes to remind me, maybe when there are tasks, I can see again and simplify.**

S : I would rather see the note again and again.

M : Do you have opinion SN?

SN : According to me, just writing and also reading.

M : So, out of 5 of these questions have been answered all Alhamdulillah. For the results you can see it in my thesis later about this result. Thank you for the time, Assalamu alaykum warahmatullahi wabarakatuh.

P : *Waalaykum salam warahmatullahi wabarakatuh.*

APPENDIX K - TRANSCRIBE THE FOCUS GROUP DISCUSSION (FGD)

(INDONESIAN VERSION)

Strategi Pelajar Visual

M : *Assalamu alaykum warahmatullahi wabarakatuh.*

P : *Waalaykum salam warahmatullahi wabarakatuh.*

M : *Terima Kasih atas kesempatannya untuk meluangkan waktu dalam melakukan diskusi ini.*

Kalian dikumpulkan disini untuk melakukan focus group discussion tentang strategi belajar yang kalian gunakan dalam mempelajari bahasa Inggris. Berdasarkan hasil survey kuesioner minggu lalu, kalian tergolong dalam pelajar visual dimana pelajar visual itu dominan menggunakan indra penglihatannya. Gaya pelajar visual baik dalam belajar ketika membaca, mengamati, dan melihat hal-hal yang akan dipelajari atau dijelaskan. Seperti melihat percakapannya dosen yang menjelaskan dengan memperhatikan gerak bibir dosen tersebut baru dia mengerti. Terus, mungkin dia lebih suka juga setelah dia dengarkan dia tulis, atau dia lebih memperhatikan apa yang dijelaskan dipapan tulis. Pokoknya dia menggunakan indra penglihatannya atau lebih banyak menggunakan indra penglihatan. Atau ada alat atau media yang dia gunakan mungkin televisekah, video atau apapun, yang penting dia gunakan itu indra penglihatannya. Nah, itu yang ada pada gaya belajarnya selaku pelajar visual berdasarkan hasil kuesioner kemarin.

Jadi saya akan mulai diskusinya, ada 5 pertanyaan atau hal yang akan kita diskusikan. Siapa pun yang punya jawaban atau yang mau mengeluarkan idenya dibicarakan saja langsung nah?. Setelah saya memulai memberikan pertanyaan tersebut kalian bisa langsung jawab sesuai dengan kebiasaan kalian sehari-hari. Apakah kalian sudah mengerti?

P : *Mengerti.*

M : *Nah yang pertama,*

M : ***Strategi apa yang kita gunakan dalam mempelajari bahasa Inggris sebagai pelajar visual?***

Karena kita itu tipekalnya pelajar visual jadi apa yang kita lakukan ketika belajar bahasa Inggris?

J : ***Eeee... Yang paling berpengaruh besar itu adalah... memperhatikan dosen. Kemudian untuk melengkapi ada membaca, menulis tidak terlalu besar tapi untuk melihat dosen dan membaca itu lebih utama.***

M : *Mungkin ada pendapat yang lain?eee, kalau yang lainnya seperti apa strategy yang kalian gunakan pada saat kalian mungkin ingin belajar atau menemukan sesuatu hal yang baru?*

DZ : ***Kalau saya sendiri eee, kalau saya sendiri mungkin bisa dengan mencatat karena yaa mungkin kalau dirumah bisa dilihat kembali karena tidak mungkin akan diingat terus ketika pelajaran itu didapatkan. Kalau saya seperti itu.***

M : *Yang lainnya? Kalau kak IN seperti apa?*

S : *Kalau saya sendiri sama dengan kak J dan kak DZ. Saya mendengarkan terus mencatat.*

SN : *Lihat dosennya juga. Hehehe.*

IN : *Saya cuman ingin menambahkan, mungkin mendengarkan sama membaca mungkin lebih bagus karena terkadang, eee apa. dalam penyebutannya beda dengan tulisannya sama apa yang ditulis bedaki.*

M : *Percakapan dengan penulisannya kalau bahasa Inggris bedaki di'?*

IN : *Iya, beda.*

M : *Kalau YA seperti apa?*

YA : *Kalau saya yang paling, kalau menurut saya sendiri yang menangkap itu membaca dan menulis.*

M : *Membaca dan menulis, kalau SN mungkin?*

SN : *Samaji kayak J.*

M : *Jadi kita lebih membaca dan melihat dosennya?*

SN : *Iya.*

M : *Jadi, kan kalian semua punya strategi masing-masing.*

M : ***Nah, Kita beralih pada pertanyaan kedua. Ketika dosennya menjelaskan atau ketika kita membaca atau melihat sesuatu apakah kita menggunakan media dalam belajar seperti gambar-gambar, ilustrasi, atau seperti peta, grafik, diagram, atau adakah media lain yang anda gunakan?***

J : ***Ya', Jadi kalau saya pribadi lebih kepada gerak tubuh manusianya visualnya dalam bentuk actionnya.***

Kan dalam keseharian kita juga kan yang paling cepat menangkap apa namanya, pembelajaran itu dari keseharian kita. Nah, contohnya saja untuk

orang-orang yang misalkan berdomisili di Negara lain toh, kan mereka lebih cepat bisa berbahasa Inggris melalui apa yang mereka alami sendiri dari gerakan-gerakannya dari semuanya.

M : *Kalau yang lainnya?*

IN : *Saya juga tambahkan mungkin benar kata J dengan keseharian yang dilakukan sehari-hari bisa menjadi tempat kita belajar. Artinya juga bisa, contohnya menonton film, terkadang ada orang bisa pintar lewat situ lewat menonton.*

M : *Yang lain ada tambahan? Ada pendapat yang lain?*

YA : ***Kalau saya, menurut saya juga yang bisa untuk menangkap apa yang dijelaskan menggunakan grafik itu tadi atau gambar-gambar ilustrasi karena dari situlah biasa orang menangkap suatu materi atau apa yang diterangkan oleh materi tersebut.***

M : *Kalau yang lain? S? DZ?*

S : *Samaji.*

M : *Yah, kalau begitu.*

M : ***Pertanyaan selanjutnya, Kira-kira apa yang akan kalian lakukan ketika dosen kalian atau teman kalian memberikan atau menjelaskan materi di papan tulis?***

Apa yang langsung kira-kira kita lakukan setelah mendapat materi itu?

YA : *Kalau saya menulis.*

M : *Jadi, langsung menyalin apa yang ada di papan tulis?*

DZ : *Menyalin.*

S : *Iya menyalin.*

M : *Mungkinkah ada seperti kita buat eee note-note kecil atau mungkin ada itu kertas warna-warni untuk buat kita lebih mengerti atau adakah hal-hal lain yang dilakukan selain mungkin menulis dibuku saja?*

J : *Eee, Kalau saya biasanya bisa mengerti kalau dibacanya berulang-ulang.*

M : *Dibaca berulang-ulang?*

J : *Ya, tidak berpengaruh sih eee yang apa namanya warna-warninya itu tetap saja tidak mengerti kalau misalkan itu dibaca cuman sekali jadi biasanya saya baca berulang kali baru bisa.*

M : *Kalau yang lainnya? Ada pendapat?*

DZ : Kalau saya, kalau saya berulang kali tapi tetap ditulis jadi kan bisa dilihat bisa juga didengar seperti itu kalau saya pribadi.

M : Kalau SN?

SN : Saya sependapat dengan DZ intinya ditulis dan dibaca kembali.

M : Untuk pertanyaan selanjutnya, Ketika kalian dikelas untuk menerima pelajaran dimanakah posisi duduk yang baik untuk kalian?

DZ : Didepan.

S : Didepan.

SN : Didepan.

M : Kenapa kalian memilih posisi didepan?

DZ : Karena kalau saya didepan toh lebih fokus, kalau dibelakang apa. mungkin terganggu. Pokoknya saya kalau dibelakang itu eee apa kurang fokus jadi harus didepan atau yah paling tidak ditengah yang jelas tidak di belakang.

M : Kalau SN sendiri?

SN : Samaji dengan DZ, Saya juga seperti itu pasti didepan untuk fokus karena tidak kusuka dibelakang kalau dibelakang pandangan melayang dan fikiran lain-lain baru tidak fokus ke dosennya.

M : Untuk laki-lakinya sendiri, kan biasanya kebanyakan laki-lakinya duduk dibelakang karena mungkin tempat duduknya sudah terisi oleh perempuannya. Tapi sebenarnya posisi duduk yang baik menurut kalian dimana untuk melakukan suatu proses pembelajaran?

J : Saya fikir yah sama didepan karena jarak pandangnya toh berpengaruh juga. Karena kalau kita duduk dibelakang berarti ada-ada saja yang bikin kita tidak fokus sama apa, pengucapannya dosen atau penjelasannya dosen. Jadi, pasti didepan paling idealmi itu.

YA : Kalau saya, untuk lebih fokus dan memahami ketika dosen menerangkan suatu materi itu bagus didepan tapi tergantung juga disamping duduk kita. Kalau dia bisa sama-sama ingin fokus baik di tengah, dibelakang pasti tetap fokus dan tergantung pada diri kita sendiri karena biasanya fikiran seseorang itu ada dimana-mana seperti di kantor, kampus, ada dirumah nah disitulah menyebabkan tidak fokus pda materi dikampus. Kalau saya itu.

M : tapi untuk kalian sendiri, apakah kalian itu kalau misalnya belajar atau mungkin mendengarkan sesuatu atau mungkin dosen yang menjelaskan apakah kalian tipikalnya haruspi diberitahukan atau mungkin niatnya belajar sendiriji saja?

YA : *Belajar sendiri kalau saya.*

M : *Kalau J?*

J : *Kalau saya dominan mencari sendiri.*

M : *Mencari sendiri.*

J : *Ya, karena kan biasanya eee kalau diberitahu eee paling lupa. Jadi kalau tidak diusahakan sendiri cepat hilang.*

M : *Ketika mungkin dosen memberikan tugas, langkah yang anda lakukan itu seperti apa?*

J : *Tugas dalam bentuk apa dulu?*

M : *Eee ini kan tugas, ketika mungkin ada tugas individu maupun kelompok. Kan biasanya orang baik individu maupun kelompok diaji yang kerjaki sendiri. Ada juga orang baik individu maupun kelompok harus dia lihat juga dari orang lain. Nah seperti itu, kalau kalian tipikalnya seperti apa kalau diberikan tugas? Apakah betul-betul dari diri sendiri mau langsung cari atau memang sekedar menunggu orang lain saja. Atau berdiskusi sama orang.*

J : *Eee, kalau dari saya kan lebih kepada visual jadi saya harus lihat dulu. Jadi eee semacam apayah memberikan kepercayaan dirilah. Karena kan biasanya kalau saya punya niat mengerjakan cuman merasa tidak PD jadi apayah istilahnya diundur-undur harus lihat visualnya dulu bagaimana kalau memang sesuai dengan apa yang saya pikirkan baru saya kerjakan.*

M : *Kalau yang lainnya?*

YA : *Kalau saya, saya tergantung tugas yang diberikan dari dosen. Kan biasa kita diberikan ada yang tidak tau salah satunya. Nah disitu kita membutuhkan suatu kerja kelompok menunggu untuk menyelesaikan suatu masalah tersebut. Disitu kita bisa mengerjakan. Setelah kita sudah mengetahui masalahnya, individupun kita bisa kerjakan sendiri kalau sudah tau masalahnya itu. Baik yang kurang jelas begitu.*

M : *Yang lain? Mungkin ada pendapat?*

IN : *Mungkin bagusya dalam tiap kelompok harus mengerjakan masing-masing materi yang diberikan, ee tugas yang diberikan. Nanti, setelah jadi mungkin baru berkumpul baru dipilih mana yang betul-betul. Karena biasanya kalau hanya satu yang mengerjakan yang lain tidak bisa menguasai jadi pasti yang kerja tugasji juga yang mengerti itu tugas. Bagusya mungkin kalau begitu.*

M : ***Untuk pertanyaan terakhir, adakah hal lain yang anda suka dalam belajar sebagai pelajar visual selain yang telah dipaparkan sebelumnya?***

Yah, mungkin kak J?

J : *Yang lain dulu deh.*

M : *Yang lain bagaimana? Untuk mendukung visual kalian.*

YA: *Kalau saya suka diberitahu atau dijelaskan terlebih dahulu untuk mengerti materi.*

J : ***Saya lebih suka atau dominan mencari sendiri daripada dijelaskan terlebih dahulu biar bisa mengingat. Dan juga ada yang saya terapkan sejak sekolah dan lebih efektif ketika saya menggunakan cara itu dengan cara, semacam tulisan yang mengandung pokok-pokok bahasan suatu materi kemudian saya tempel di tempat yang sering saya kunjungi seperti depan tv jadi ketika iklan saya bisa lihat atau didepan meja belajar. Jadi itu, cara yang paling ampuh.***

M : *Kalau kak IN?*

YN: *Saya melihat, kalau kita tidak melihat pasti kita akan susah memahami secara jelas.*

IN : ***Mungkin, bagusnya juga lebih banyak melakukan percakapan antara dosen atau guru yang harus diterapkan.***

DZ: ***Saya seperti J, menempelkan hal penting di tembok dengan note-note kecil untuk mengingatkan saya mungkin ketika ada tugas dan mempermudah.***

S : *Saya lebih melihat lalu dicatat kembali.*

M : *Kalau SN?*

SN : *Kalau saya, Mencatat saja sih sama baca buku.*

M : *Jadi dari 5 pertanyaan ini Alhamdulillah telah terjawab semua. Untuk hasilnya kalian bisa melihatnya di skripsi saya nanti dari hasil ini. Terima Kasih atas waktu yang diberikan, Assalamu alaykum warahmatullahi wabarakatuh.*

P : *Waalaykum salam warahmatullahi wabarakatuh.*

APPENDIX L – DOCUMENTATIONS



The Questionnaire Session of AK-A1



The Questionnaire Session of AK-B1

BIOGRAPHY



Esy Sartiah S. was born in Ujung Pandang, South Sulawesi, on February 1st, 1994. She is the last child of H. M. A. Natsir Sanre and (Almh) Hj. Syamsiah Sanre. Reading novel, watching movie, making poetry and short story, are her hobbies.

She begins her study in formal education at SDN Labuang Baji I of the year 1999-2005. Then, SMP YP PGRI DISAMAKAN MAKASSAR was her junior high school from 2005-2008. And, for senior high school, SMAN 3 Makassar became an option in learning to a higher level from 2008-2011. She had to work and follow the guidance of learning before continuing his studies. In 2012, she passed and became a student of English and Literature Department of Adab and Humanities Faculty at Alauddin State Islamic University of Makassar. She is also a student at Tri Dharma Nusantara Makassar Economic Science College by Accounting Department at 2014 ago.

She likes an organization life, because can improve her knowledge and ability to go away this life. In Alauddin State Islamic University of Makassar, she follows some organizations and get the important positions in the organization such as became Board of HMJ English and Literature Department of UINAM (2013 – 2014 period), Member of ECUINSA in UINAM, Vice of Secretary of EM2C (English Mania Meeting Club) in UINAM (2014-2015 period), Secretary of EM2C (English Mania Meeting Club) in UINAM (2015-2016 period), Member of SEMA (Faculty Senate) of FAH in UINAM (2015-2016 period), Treasurer of UKM LIMA (Pers Institute of Washilah) in UINAM (2015-2016 period), and also became a social minister in ELLIOTS LETTERS of FAH in UINAM (2015-2016 period).

That case also constituted this thesis about perceptual learning style in delivering ideas was taken as her research.

Email: esysartiahs@yahoo.com

CP: 085299393950

Kepada
Yth. Ketua Jurusan Bahasa dan Sastra Inggris
Fakultas Adab dan Humaniora
Di Tempat

Assalamualaikum Wr. Wb.

Yang bertanda tangan di bawah ini:

Nama : Esy Sartiah S.
Tempat/Tgl lahir : Ujung Pandang / 1 Februari 1994
Nomor Induk : 40300112107
Jurusan/Prodi : Bahasa dan Sastra Inggris
No Hp/email : 085 299 393 950 / sartiah.sesy@yahoo.co.id / esysartiahs@gmail.com

Mengajukan judul skripsi untuk dipertimbangkan yaitu:

1. Learning styles of students in Acquiring Foreign Language at The Fourth Semester of Accounting Department of Tri Dharma Nusantara Makassar Economic Science collage in Academic Year 2015 - 2016
2. Culture shock in Korafe Aka (2010) Movie script and its contribution of teaching cross cultural understanding
3. Culture shock of Javanese people Immigrane in Makassar and its contribution of teaching Cross Cultural Understanding

Dengan permohonan ini disampaikan untuk dipertimbangkan

Yang bermohon


(Esy Sartiah S.)

Kepada
Yth. Sdr/... Esy Sartiah S.


Assalamu'alaikum. Wr.Wb.

Setelah memperhatikan judul-judul yang sdr/i ajukan, maka jurusan menetapkan bahwa judul nomor.....1.....dapat dijadikan sebagai judul skripsi sdr/i. Selanjutnya saudari/i diharapkan membuat draf sesuai dengan judul yang diajukan

Samata.....

20-01-2016

Ketua Jurusan


Muhammad Nur Akbar Pasyid, M. Pd., M. Ed., Ph. D.

Kepada

Yth. Ketua Jurusan Bahasa dan Sastra Inggris

Fakultas Adab dan Humaniora

Di Tempat

Assalamualaikum Wr. Wb.

Yang bertanda tangan di bawah ini:

Nama : Esy Sartiah S.

Tempat/Tgl lahir : Ujung Pandang / 1 Februari 1994

Nomor Induk : 40300112107

Jurusan/Prodi : Bahasa dan Sastra Inggris


No Hp/email : 085 299 393 950 / sartiah.sesy@yahoo.co.id / esysartiahs@gmail.com

Judul Skripsi :

"Learning style of students in Acquiring Foreign Language at The Fourth Semester
of Accounting Department of Tri Dharma Nusantara Makassar Economic
Science collage in Academic Year 2015-2016"

Mengajukan permohonan kepada Bapak/Ibu untuk menunjuk dosen sebagai
pembimbing/konsultan penulisan skripsi dalam rangka penyelesaian studi Program Sarjana
(S1). Bersama ini saya lampirkan draf skripsi tersebut.

Yang bermohon



(Esy Sartiah S.)

Kepada

Yth. Sdr./... Esy Sartiah S.


Assalamu'alaikum. Wr.Wb.

Setelah memperhatikan dan menelaah draf skripsi sdr.i, maka kami menunjuk;

1. ...Serciah Nur, s.pd, M.Hum, N.Pd. ...sebagai konsultan I
2. ...Sardian Muchammi Asnur, S.pd, N.Pd. ...sebagai konsultan II

Samata, 22-01-2016

Ketua Jurusan



Muhammad Nur Akbar Rasjid, M.Pd, M.Ed., Ph.D.



KEMENTERIAN AGAMA
UNIVERSITAS ISLAM NEGERI ALAUDDIN MAKASSAR
FAKULTAS ADAB DAN HUMANIORA

Kampus I Jl. Sultan Alauddin No.63 Makassar Telp. 0411 - 864923
Kampus II Jl. H.m. Yasin Limpo No. 36 Romangpolong Gowa Telp. (0411) 841879 Fax. (0411) 8221400
Email: fak.adabhumaniora@yahoo.com

**SURAT KEPUTUSAN
DEKAN FAKULTAS ADAB DAN HUMANIORA UIN ALAUDDIN MAKASSAR
NOMOR : 109 TAHUN 2016**

Tentang

**PEMBIMBING / PEMBANTU PEMBIMBING PENELITIAN
DAN PENYUSUNAN SKRIPSI MAHASISWA**

DEKAN FAKULTAS ADAB DAN HUMANIORA UIN ALAUDDIN MAKASSAR :

Membaca : Surat permohonan Mahasiswa Fakultas Adab dan Humaniora UIN Alauddin :
Nama : **ESY SARTIAH. S** N I M : 40300112107
Tanggal : 20 Januari 2016 untuk mendapatkan pembimbing Skripsi dengan Judul:

**“ LEARNING STYLE OF STUDENTS IN ACQUIRING FOREIGN LANGUAGE AT THE
FOURTH SEMESTER OF ACCOUNTING DEPARTMENT OF TRI DARMA NUSANTARA
MAKASSAR ECONOMIC SCIENCE COLLAGE IN ACADEMIC YEAR 2015 – 2016 “**

Menimbang : 1. Bahwa untuk membantu penelitian dan penyusunan skripsi mahasiswa tersebut
dipandang perlu untuk menetapkan pembimbing.
2. Bahwa mereka yang ditetapkan dalam Surat Keputusan ini dipandang cakap dan
memenuhi syarat untuk melaksanakan tugas sebagai pembimbing penelitian dan
penyusunan skripsi mahasiswa tersebut di atas.

Mengingat : 1. Undang-Undang Nomor 20 Tahun 2003 tentang Sistim Pendidikan Nasional;
2. Peraturan Pemerintah Nomor 60 Tahun 1999 tentang Pendidikan Tinggi;
3. Surat Keputusan Menteri Agama R.I. Nomor 25 Tahun 2013 tentang Organisasi
dan Tata Kerja UIN Alauddin Makassar;
4. Surat Keputusan Menteri Agama R.I. Nomor 403 Tahun 1998 tentang
Kurikulum IAIN Alauddin;
5. Surat Keputusan Menteri Agama R.I. Nomor 20 Tahun 2014 tentang Statuta
UIN Alauddin;
6. Surat Keputusan Rektor IAIN Alauddin Makassar Nomor 42 Tahun 1993
tentang Penulisan dan Ujian Skripsi / Munaqasyah pada IAIN Alauddin;
7. Surat Keputusan Rektor UIN Alauddin Nomor 326.C Tahun 2014 tentang
Kalender Kegiatan Akademik UIN Alauddin Tahun 2015.

MEMUTUSKAN

Menetapkan :

- Pertama : Mengangkat / menunjuk Saudara :
1. **Serliah Nur. S.Pd.,M.Hum.,M.Ed.**
2. **Sardian Maharani Asnur .S.Pd.,M.Pd.**
- Kedua : Tugas Dosen Pembimbing adalah memberi bimbingan dalam segi-segi metodologi dan teknik penulisan sampai selesai dan Mahasiswa tersebut lulus Ujian.
- Ketiga : Biaya pembimbing/pembantu Skripsi dibebankan kepada Anggaran Fakultas Adab dan Humaniora UIN Alauddin sesuai persetujuan Rektor UIN Alauddin Makassar.
- Keempat : Surat Keputusan ini berlaku sejak tanggal ditetapkan dan apabila ternyata di kemudian hari terdapat kekeliruan didalamnya, maka akan diperbaiki sebagaimana mestinya.

Ditetapkan di Samata
Pada Tanggal 28 Januari 2016



D e k a n,

Dr. H. Barsihannor, M.Ag.
NIP. 19691012 199603 1 003

Tembusan :

1. *Rektor UIN Alauddin Makassar (sebagai laporan);*
2. *Mahasiswa yang bersangkutan.*

Yth. Dekan Fakultas Adab dan Humaniora
Cq. Wakil Dekan Bidang Akademik dan Pengembangan Lembaga
Fakultas Adab dan Humaniora
Di Tempat

Assalamualaikum Wr. Wb.

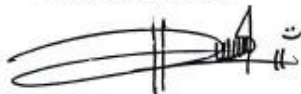
Yang bertanda tangan di bawah ini:

Nama : ESY SARTIAH S.
Tempat/Tgl lahir : UJUNG PANDANG / 1 FEBRUARI 1994
Nomor Induk : 40300112107
Jurusan/Prodi : BAHASA DAN SASTRA INGGRIS
No Hp/email : 085299393950 / esysartiah@yahoo.com
Telah menulis draft Skripsi dengan judul:

"PERCEPTUAL LEARNING STYLE IN ENGLISH OF STUDENTS AT THE FIFTH
SEMESTER OF ACCOUNTING DEPARTMENT OF TRI DHARMA NUSANTARA
MAKASSAR SCIENCE COLLEGE IN ACADEMIC YEAR 2016 - 2017"

Dengan persetujuan Konsultan, saya mengajukan permohonan agar draft skripsi ini dapat
disetujui untuk diajukan dalam Seminar Skripsi

Yang bermohon



(ESY SARTIAH S.)

Disetujui oleh

1. Konsultan I : SerLiah Nur, S.Pd., M. Hum., M.Ed ()
2. Konsultasi II : Sardian Noharani Asnur., S.Pd., M. Pd ()

DISPOSISI

Draft Skripsi dapat diajukan dan dibahas dalam Seminar Skripsi
Susunan Panitia Seminar Draf Skripsi sebagai berikut:

1. Ketua : Abd Rahman R
2. Sekretaris/Moderator : Helmi Syukur
3. Penguji I : Syahrani
4. Penguji II : Nahdhiyat
5. Pelaksana : Saharudin
6. Hari/tgl Ujian : Jumat. 30/7-16
7. Waktu Ujian : 14.10 - 16.10
8. Ruangan Ujian : R. 710

Samata. 23/7-16

An. Dekan
Wakil Dekan Bidang Akademik

Dr. Abd. Rahman R, M.Ag

SURAT KEPUTUSAN
DEKAN FAKULTAS ADAB DAN HUMANIORA UIN ALAUDDIN MAKASSAR
Nomor : 908 Tahun 2016
TENTANG
PANITIA DAN PELAKSANAAN SEMINAR PROPOSAL SKRIPSI
FAKULTAS ADAB DAN HUMANIORA

DEKAN FAKULTAS ADAB DAN HUMANIORA UIN ALAUDDIN MAKASSAR :

- Membaca : Surat permohonan Saudara : **ESY SARTINAH S.**
Mahasiswa Jurusan : BSI / 40300112107
Fak. Adab UIN Alauddin Tanggal : 21 September 2016
Perihal : Permohonan seminar proposal yang berjudul :
"PERCEPTUAL LEARNING STYLE IN ENGLISH OF STUDENTS AT THE FIFTH SEMESTER OF ACCOUNTING DEPARTMENT OF TRI DHARMA NUSANTARA MAKASSAR SCIENCE COLLEGE IN ACADEMIC YEAR 2016-2017"
- Menimbang : a. Bahwa Saudara yang tersebut namanya di atas telah memenuhi persyaratan untuk melaksanakan seminar proposal.
b. Bahwa untuk maksud tersebut dipandang perlu membentuk panitia.
- Mengingat : 1. Undang-Undang Nomor 20 Tahun 2003 tentang Sistem Pendidikan Nasional;
2. Peraturan Pemerintah Nomor 60 Tahun 1999 tentang Pendidikan Tinggi;
3. Surat Keputusan Menteri Agama R.I. Nomor 25 Tahun 2013 tentang Organisasi dan Tata Kerja UIN Alauddin Makassar;
4. Surat Keputusan Menteri Agama R.I. Nomor 403 Tahun 1998 tentang Kurikulum IAIN Alauddin;
5. Surat Keputusan Menteri Agama R.I. Nomor 93 Tahun 2007 tentang Statuta UIN Alauddin;
6. Surat Keputusan Rektor IAIN Alauddin Makassar Nomor 42 Tahun 1993 tentang Penulisan dan Ujian Skripsi / Munaqasyah pada IAIN Alauddin;
7. Surat Keputusan Rektor UIN Alauddin Nomor 516 Tahun 2012 tentang Kalender Kegiatan Akademik UIN Alauddin Makassar Tahun 2013.
8. Surat Keputusan Dekan Fakultas Adab dan Humaniora UIN Alauddin Makassar No. 028 Tahun 2011 tentang Mekanisme Penyelesaian Skripsi.

MEMUTUSKAN

- Menetapkan : 1. Membentuk Panitia seminar proposal Saudara tersebut di atas dengan komposisi dan personalia sebagaimana tersebut dalam lampiran Surat Keputusan ini.
2. Panitia bertugas melaksanakan seminar proposal sampai selesai dan memberi laporan kepada fakultas.
3. Seminar proposal dilaksanakan pada hari / tanggal : **Jumat, 30 September 2016, Jam 14.00 16.00, Ruang Jurusan.**
4. Apabila dikemudian hari ternyata terdapat kekeliruan dalam surat keputusan ini akan diubah dan diperbaiki sebagaimana mestinya.
- Salinan Surat Keputusan ini disampaikan kepada yang bersangkutan untuk diketahui dan dilaksanakan sebagaimana mestinya.



Ditetapkan di Samata
Pada Tanggal 26 September 2016

Dr. H. Barsihannor, M. Ag.
Dr. H. Barsihannor, M. Ag.
NIP. 19691012 199603 1 003

LAMPIRAN : **SURAT KEPUTUSAN DEKAN FAKULTAS ADAB DAN HUMANIORA**
 UIN ALAUDDIN MAKASSAR
TANGGAL : 26 SEPTEMBER 2016
NOMOR : 908 TAHUN 2016

TENTANG


PANITIA DAN PELAKSANAAN SEMINAR PROPOSAL SKRIPSI
FAKULTAS ADAB DAN HUMANIORA UIN ALAUDDIN MAKASSAR

Ketua : Dr. Abd. Rahman R.,M.Ag.
Sekretaris/Moderator : Helmi Syukur, S.Pd.I.,M.Pd.
Munaqisy I : Syahrani Junaid,S.S., M.Pd.
Munaqisy II : Hj. Nahdhiyah, S.S., M.Pd.
Konsultan I : Serliah Nur, S.Pd.,M.Hum.,M.Ed.
Konsultan II : Sardian Maharani Asnur,S.Pd.,M.Pd.
Pelaksana : Saharuddin, S.Pd.I., M.Pd.I.



Samata, 26 September 2016

Dekan,


Dr. H. Barsihannor, M. Ag.
NIP. 19691012 199603 1 003



KEMENTERIAN AGAMA
UNIVERSITAS ISLAM NEGERI ALAUDDIN MAKASSAR
FAKULTAS ADAB DAN HUMANIORA

(Kampus I) Jl. Sultan Alauddin No.63 Makassar Telp. 0411 – 868720, Fax (0411) 864923
(Kampus II) Jl. H.M.Yasin Limpo No. 36 Romangpolong, Gowa Telp. (0411) 841879 Fax. (0411) 8221400
Email: fak.adabhumaniora@yahoo.com

Nomor : A.I.1/TL.01/2137/2016
Sifat : Penting
Lamp. : -
Hal : **Permintaan Izin Penelitian
Untuk Menyusun Skripsi**

Samata, 04 Oktober 2016

Kepada Yth.
Gubernur Propinsi Sulawesi Selatan
up. Kepala UPT P2T, BKPM D Prov. Sul-Sel
di - Tempat

Assalamu Alaikum Wr. Wb.

Dengan hormat disampaikan, bahwa mahasiswa UIN Alauddin Makassar yang tersebut namanya di bawah ini :

Nama : **ESY SARTIAH S.**
Nomor Induk : 40300112107
Semester : IX (Sembilan)
Fakultas/Jurusan : Adab dan Humaniora / Bahasa dan Sastra Inggris
Alamat : Jl. Tupai VI No.4 Makassar

bermaksud melakukan penelitian dalam rangka penyusunan skripsi sebagai salah satu syarat untuk memperoleh gelar sarjana yang berjudul :

"PERCEPTUAL LEARNING STYLE IN ENGLISH OF STUDENTS AT THE FIFTH SEMESTER OF ACCOUNTING DEPARTMENT OF TRI DHARMA NUSANTARA MAKASSAR ECONOMIC SCIENCE COLLAGE IN ACADEMIC YEAR 2016-2017."

dengan Dosen Pembimbing : 1. Serliah Nur, S.Pd.,M.Hum.,M.Ed.

2. Sardian Maharani Asnur, S.Pd., M.Pd.


untuk maksud tersebut mahasiswa yang bersangkutan dapat diberi izin mengadakan penelitian di Sekolah Tinggi Ilmu Ekonomi (STIE) Tri Dharma Nusantara Makassar dari tanggal **10 Oktober 2016 s/d tanggal 10 November 2016.**

Demikian harapan kami dan terima kasih.

Wassalam

a.n. Rektor

Dekan,


Dr. H. Barsihannor, M. Ag.
NIP. 19691012 199603 1 003

Tembusan :

1. Rektor UIN Alauddin Makassar;
2. Mahasiswa yang bersangkutan.



PEMERINTAH PROVINSI SULAWESI SELATAN
BADAN KOORDINASI PENANAMAN MODAL DAERAH
UNIT PELAKSANA TEKNIS - PELAYANAN PERIZINAN TERPADU
(UPT - P2T)

Nomor : 13591/S.01P/P2T/10/2016
Lampiran : -
Perihal : Izin Penelitian

KepadaYth.
Ketua STIE Tri Dharma Nusantara Makassar

di-
Tempat

Berdasarkan surat Dekan Fak. Adab & Humaniora UIN Alauddin Makassar Nomor : A.I.1/TL.01/2137/2016 tanggal 04 Oktober 2016 perihal tersebut diatas, mahasiswa/peneliti dibawah ini:

N a m a : **ESY SARTIAH S**
Nomor Pokok : 40300112107
Program Studi : Bahasa & Sastra Inggris
Pekerjaan/Lembaga : Mahasiswa(S1)
Alamat : Jl. Slt Alauddin No. 63 Makassar

Bermaksud untuk melakukan penelitian di daerah/kantor saudara dalam rangka penyusunan Skripsi, dengan judul :

" PERCEPTUAL LEARNING STYLE IN ENGLISH OF STUDENTS AT THE FIFTH SEMESTER OF ACCOUNTING DEPARTMENT OF TRI DHARMA NUSANTARA MAKASSAR ECONOMIC SCIENCE COLLAGE IN ACADEMIC YEAR 2016-2017 "

Yang akan dilaksanakan dari : Tgl. **10 Oktober s/d 10 November 2016**

Sehubungan dengan hal tersebut diatas, pada prinsipnya kami **menyetujui** kegiatan dimaksud dengan ketentuan yang tertera di belakang surat izin penelitian.

Demikian Surat Keterangan ini diberikan agar dipergunakan sebagaimana mestinya.

Diterbitkan di Makassar
Pada tanggal : 07 Oktober 2016

A.n. GUBERNUR SULAWESI SELATAN
KEPALA BADAN KOORDINASI PENANAMAN MODAL DAERAH
PROVINSI SULAWESI SELATAN
Selaku Administrator Pelayanan Perizinan Terpadu



A. M. YAMIN, SE., MS.
Pangkat : Pembina Utama Madya
Nip : 19610513 199002 1 002

KETENTUAN PEMEGANG IZIN PENELITIAN :

1. Sebelum dan sesudah melaksanakan kegiatan, kepada yang bersangkutan melapor kepada Bupati/Walikota Cq. Kepala Bappeda/Balitbangda, apabila kegiatan dilaksanakan di Kab/Kota
2. Penelitian tidak menyimpang dari izin yang diberikan
3. Mentaati semua peraturan perundang-undangan yang berlaku dan mengindahkan adat istiadat setempat
4. Surat izin akan dicabut kembali dan dinyatakan tidak berlaku apabila ternyata pemegang surat izin ini tidak mentaati ketentuan tersebut diatas.



**SEKOLAH TINGGI ILMU EKONOMI TRI DHARMA NUSANTARA
(STIE TRI DHARMA NUSANTARA) MAKASSAR**

KAMPUS : Jl. Kumala II No 51 Telp. (0411) 5060071 Fax. (0411) 858063 Makassar

e-mail : stie3dharma@gmail.com

No : 050 /2.9.8/STIE-TDN/X/2016

Makassar, 07 Oktober 2016

Lamp : -

Hal : *Persetujuan Penelitian*

Kepada :

Yth : **Dekan Fakultas Adab dan Humaniora**

Di -

Tempat

Dengan Rahmat Tuhan Yang Maha Esa

Sesuai dengan Surat Persetujuan Bapak/Ibu Nomor
13591/S.01P/P2T/201/2016 , maka Mahasiswa atas :

Nama : ESY SARTIAH S

Nim : 40300112107

Semester : IX

Dalam penyelesaian studi sarjananya pada : **Program Studi Bahasa dan Sastra Inggris** harus membuat skripsi yang diawali dengan penelitian.

Sehubungan dengan hal tersebut kami dapat **menerima dan memberikan izin** untuk melakukan penelitian dengan judul penelitian :

"Perceptual Learning Style In English Of Students At The Fifth Semester Of Accounting Department Of Tri Dharma Nusantara Makassar Economic Science Collage In Academic Year 2016-2017"

Sebagai bahan pertimbangan terlampir proposal penelitian.

Demikian penyampaian kami atas bantuan dan kerjasamanya diucapkan terima kasih.

Ketua



Dr. H. Andi Entong C, M.Si
Nip. 19640313 199303 1 001

Yth. Dekan Fakultas Adab dan Humaniora
Cq. Wakil Dekan Bidang Akademik dan Pengembangan Lembaga
Fakultas Adab dan Humaniora
Di Tempat


955

10-10-16

Assalamualaikum Wr. Wb.

Yang bertanda tangan di bawah ini:

Nama : ESY SARTIAH S.
Tempat/Tgl lahir : UJUNG PANDANG / 1 FEBRUARI 1994
Nomor Induk : 40300112107
Jurusan/Prodi : Bahasa dan Sastra Inggris
No Hp/email : 085299393950 / esysartiahse@yahoo.com
Mengajukan permohonan untuk Ujian Komprehensif dalam mata ujian

Jurusan	Mata Kuliah	Jurusan	Mata Kuliah
BSA	1. Dirasah Islamiyah 2. Qawaid 3. Balagha	SKI	1. Dirasah Islamiyah 2. Sejarah dan Kebudayaan Islam 3. Sejarah Islam Indonesia
 BSA	1. Dirasah Islamiyah 2. English Proficiency 3. Linguistics	IP	1. Dirasah Islamiyah 2. Manajemen dan Dasar organisasi Perpustakaan 3. Dasar-dasar Organisasi Informasi

Demikian permohonan ini disampaikan

Yang bermohon


(ESY SARTIAH S.)


DISPOSISI

Ujian Komprehensif tersebut dapat dilaksanakan dengan komposisi panitia sebagai berikut:

Ketua : Nasrudin
Sekretaris/Moderator : Hildawati
Penguji : 1. H. Baris Hanan
 2. H. Muli Nur Hidar
 3. Abd Muli
Pelaksana : M. Chusni
Hari/tgl Ujian : Senin, 17/10-16
Ruangan Ujian : Ruang Rapat Jurusan/Prodi

Samata... 10/10-16

An. Dekan
Wakil Dekan Bidang Akademik


Dr. Abd. Rahman R, M. Ag
NIP. 19601231 199102 1 012



KEMENTERIAN AGAMA
UNIVERSITAS ISLAM NEGERI ALAUDDIN MAKASSAR
FAKULTAS ADAB DAN HUMANIORA

Kampus I : Jl. Sultan Alauddin No.63 Makassar Telp. 0411 – 868720, Fax. (0411)864923
Kampus II : Jl. H.M. Yasin Limpo No. 36 Romangpolong, Gowa Telp. (0411) 841879 Fax. (0411) 8221400
Email: fak.adabhumaniora@yahoo.com

SURAT KEPUTUSAN
DEKAN FAKULTAS ADAB DAN HUMANIORA UIN ALAUDDIN MAKASSAR
Nomor : 955 Tahun 2016

Tentang

PANITIA PELAKSANA UJIAN KOMPREHENSIF FAKULTAS ADAB DAN HUMANIORA

DEKAN FAKULTAS ADAB DAN HUMANIORA UIN ALAUDDIN MAKASSAR :

- Membaca : Surat permohonan Ujian Komprehensif Saudara : **ESY SARTIAH S.**
- Menimbang : Bahwa untuk pelaksanaan dan kelancaran ujian komprehensif perlu dibentuk panitia ujian.
- Mengingat : 1. Undang-Undang Nomor 20 Tahun 2003 tentang Sistem Pendidikan Nasional;
2. Peraturan Pemerintah Nomor 60 Tahun 1999 tentang Pendidikan Tinggi;
3. Surat Keputusan Menteri Agama R.I. Nomor 25 Tahun 2013 tentang Organisasi dan Tata Kerja UIN Alauddin Makassar;
4. Surat Keputusan Menteri Agama R.I. Nomor 403 Tahun 1998 tentang Kurikulum IAIN Alauddin;
5. Surat Keputusan Menteri Agama R.I. Nomor 20 Tahun 2014 tentang Statuta UIN Alauddin Makassar;
6. Surat Keputusan Rektor IAIN Alauddin Makassar Nomor 42 Tahun 1993 tentang Penulisan dan Ujian Skripsi/Munaqasyah pada IAIN Alauddin.
7. Surat Keputusan Rektor UIN Alauddin Nomor 326.C Tahun 2014 tentang Kalender Kegiatan Akademik UIN Alauddin Makassar Tahun 2015.

MEMUTUSKAN

- Menetapkan : 1. Membentuk Panitia Pelaksana Ujian Komprehensif Fakultas Adab dan Humaniora UIN Alauddin Makassar dengan komposisi dan personalia sebagaimana tersebut dalam lampiran surat keputusan ini;
2. Panitia bertugas melaksanakan ujian komprehensif bagi Saudara yang namanya tersebut di atas;
3. Biaya pelaksanaan ujian dibebankan kepada anggaran Fakultas Adab dan Humaniora UIN Alauddin;
4. Panitia dianggap bubar setelah menyelesaikan tugasnya;
5. Apabila dikemudian hari ternyata terdapat kekeliruan dalam surat keputusan ini akan diubah dan diperbaiki sebagaimana mestinya.

Surat Keputusan ini disampaikan kepada yang bersangkutan untuk diketahui dan dilaksanakan sebagaimana mestinya.

Ditetapkan di Samata
Pada Tanggal 19 September 2016

Dekan,

Kuasa No: ALL/KP.07.6/2160/2016

Wakil Dekan Bid.Akademik dan Pengembangan

Lembaga

Dr. Abd. Rahman R., M.Ag.
NIP. 19601231 199102 1 012



LAMPIRAN

: SURAT KEPUTUSAN DEKAN FAKULTAS ADAB DAN HUMANIORA
UIN ALAUDDIN MAKASSAR

TANGGAL : 10 OKTOBER 2016

NOMOR : 955 TAHUN 2016

T E N T A N G

KOMPOSISI / PERSONALIA
PANITIA PELAKSANA UJIAN KOMPREHENSIF FAKULTAS ADAB DAN HUMANIORA
UIN ALAUDDIN MAKASSAR

Nama : ESY SARTIAH S.

NIM : 40300112107

Jurusan : Bahasa dan Sastra Inggris

No.	Hari/Tgl.	Mata Ujian	Tim Penguji
1.	Senin 17 Oktober 2016	Dirasah Islamiyah	Ketua : Drs. Nasruddin,MM. Sekretaris : Hildawati Almah,S.Ag.,S.S.,MA. Penguji : Dr. H.Barsihannor,M.Ag. Pelaksana : M.Chairul Ansar,SE.,MM.
2.	Senin 17 Oktober 2016	English Proficiency	Ketua : Drs. Nasruddin,MM. Sekretaris : Hildawati Almah,S.Ag.,S.S.,MA. Penguji : H.Muhammad Nur Akbar Rasyid,M.Pd.,M.Ed.,Ph.D. Pelaksana : M.Chairul Ansar,SE.,MM.
3.	Senin 17 Oktober 2016	Linguistics	Ketua : Drs. Nasruddin,MM. Sekretaris : Hildawati Almah,S.Ag.,S.S.,MA.. Penguji : Dr. Abd. Muin, M.Hum. Pelaksana : M.Chairul Ansar,SE.,MM.

Samata, 10 Oktober 2016

D e k a n,

Kuasa No: ALI/KP.07.6/2160/2016

Wakil Dekan Bid.Akademik dan
Pengembangan Lembaga



Dr. Abd. Rahman R.,M.Ag.
NIP. 19601231 199102 1 012

Kepada

Yth. Dekan Fakultas Adab dan Humaniora

Cq. Wakil Dekan Bidang Akademik dan Pengembangan Lembaga

Fakultas Adab dan Humaniora

Di Tempat

Assalamualaikum Wr. Wb.

Yang bertanda tangan di bawah ini:

Nama : ESY SARTIAH S.
Tempat/Tgl lahir : UJUNG PANDANG / 1 FEBRUARI 1994
Nomor Induk : 40300112107
Jurusan/Prodi : BAHASA DAN SASTRA INGGRIS
No Hp/email : 085299393950 / esysartiah@yahoo.com
Telah menulis skripsi dengan judul:

PERCEPTUAL LEARNING STYLE IN ENGLISH OF STUDENTS AT THE FIFTH SEMESTER
OF ACCOUNTING DEPARTMENT OF TRI DHARMA NUSANTARA MAKASSAR
ECONOMIC SCIENCE COLLEGE IN ACADEMIC YEARS 2016-2017

Dengan persetujuan Konsultan dan diketahui oleh Penasehat Akademik (PA) mengajukan permohonan agar skripsi ini dapat disetujui untuk diajukan dalam sidang ujian skripsi

Yang bermohon



ESY SARTIAH S.

Disetujui oleh

1. Konsultan I : Serlich Nur, S.Pd., M.Hum., M.Ed.
2. Konsultasi II : Sandion Maharami Asnur, S.Pd., M.Pd.

Diketahui oleh Penasehat Akademik

DISPOSISI

1. Skripsi dapat diajukan dan diuji dalam sidang ujian skripsi
2. Susunan Panitia ujian sebagai berikut:

- | | |
|-------------------------|---------------------------------|
| a. Ketua | : Dr. Hj. Syamzon Syukur, M.Ag. |
| b. Sekretaris/Moderator | : Muhammad Taufiq, S.S., M.Hum. |
| c. Penguji I | : Syahrini Junaid, S.S., M.Pd. |
| d. Penguji II | : Hj. Nohdhiyah, S.S., M.Pd. |
| e. Pelaksana | : Dra. St. Jachari |
| f. Hari/tgl Ujian | : Sabtu / 26 November 2016 |
| g. Waktu Ujian | : 09.00 - 11.00 wita |
| h. Ruangan Ujian | : Ruang Seraf |

Samata... 24 November 2016

An. Dekan

Wakil Dekan Bidang Akademik



Dr. Abd. Rahman R, M.Ag

NIP. 19601231 199102 1 012

SURAT KEPUTUSAN
DEKAN FAKULTAS ADAB DAN HUMANIORA UIN ALAUDDIN MAKASSAR
NOMOR : 1148 TAHUN 2016
TENTANG
PANITIA PELAKSANAAN UJIAN SKRIPSI / MUNAQASYAH FAKULTAS ADAB DAN HUMANIORA

DEKAN FAKULTAS ADAB DAN HUMANIORA UIN ALAUDDIN MAKASSAR :

Membaca : Surat permohonan Saudara : **ESY SARTIAH. S**
Mahasiswa Jurusan : Bahasa dan Sastra Inggris / 40300112107
Fak. Adab UIN Alauddin Tanggal : 24 November 2016
Untuk memenuhi Ujian Skripsi yang berjudul :

**PERCEPTUAL LEARNING STYLE IN ENGLISH OF STUDENT FIT THE FIFTH SEMESTER
OF TRI DHARMA NUSANTARA MAKASSAR ECONOMIC SCIENCE COLLEGE IN
ACADEMIC YEAR 2016-2017**

- Menimbang : a. Bahwa Saudara yang tersebut namanya di atas telah memenuhi persyaratan Ujian Skripsi/Munaqasyah.
b. Bahwa untuk maksud tersebut dipandang perlu membentuk panitia.
- Mengingat : 1. Undang-Undang Nomor 20 Tahun 2003 tentang Sistem Pendidikan Nasional;
2. Peraturan Pemerintah Nomor 60 Tahun 1999 tentang Pendidikan Tinggi;
3. Surat Keputusan Menteri Agama R.I. Nomor 25 Tahun 2013 tentang Organisasi dan Tata Kerja UIN Alauddin Makassar;
4. Surat Keputusan Menteri Agama R.I. Nomor 403 Tahun 1998 tentang Kurikulum IAIN Alauddin;
5. Surat Keputusan Menteri Agama R.I. Nomor 20 Tahun 2014 tentang Statuta UIN Alauddin;
6. Surat Keputusan Rektor IAIN Alauddin Makassar Nomor 42 Tahun 1993 tentang Penulisan dan Ujian Skripsi / Munaqasyah pada IAIN Alauddin;
7. Surat Keputusan Rektor UIN Alauddin Nomor 326.C Tahun 2014 tentang Kalender Kegiatan Akademik UIN Alauddin Tahun 2015.

MEMUTUSKAN

- Menetapkan : 1. Membentuk Panitia Pelaksana Ujian Skripsi/Munaqasyah Saudara tersebut di atas dengan komposisi dan personalia sebagaimana tersebut dalam lampiran Surat Keputusan ini.
2. Panitia bertugas melaksanakan ujian-ujian Skripsi sampai selesai dan memberi laporan kepada fakultas.
3. Ujian Skripsi / Munaqasyah tersebut akan dilaksanakan pada hari / tanggal : **Sabtu, 26 November 2016, Pukul 09.00 s.d 11.00 Wita, Ruang Senat.**
4. Apabila dikemudian hari ternyata terdapat kekeliruan dalam surat keputusan ini akan diubah dan diperbaiki sebagaimana mestinya.

Salinan Surat Keputusan ini disampaikan kepada yang bersangkutan untuk diketahui dan dilaksanakan sebagaimana mestinya.

Ditetapkan di Samata
Pada Tanggal 24 November 2016



Dekan,
Klasa Dekan Nomor AL1/KP.07.6/2981/2016
Tanggal : 18 November 2016

Dr. Abd. Rahman. R., M.Ag.
NIP. 19601231 199102 1 012

LAMPIRAN : SURAT KEPUTUSAN DEKAN FAKULTAS ADAB & HUMANIORA
UIN ALAUDDIN MAKASSAR
TANGGAL : 24 November 2016
NOMOR : 1148 TAHUN 2016

TENTANG

**KOMPOSISI PERSONALIA PANITIA PELAKSANAAN UJIAN SKRIPSI / MUNAQASYAH
FAKULTAS ADAB DAN HUMANIORA UIN ALAUDDIN MAKASSAR**

Ketua : Dr.Hj. Syamzan Syukur., M.Ag.
Sekretaris : Muhammad Taufiq. S.S., M.Hum.
Munaqisy I : Syahrani Junaid. S.S., M.Pd.
Munaqisy II : Hj. Nahdliyah. S.S., M.Pd.
Konsultan I : Serliah Nur. S.Pd. M.Pd.,M.Ed.
Konsultan II : Sardian Maharani Asnur. S.Pd.,M.Pd.
Pelaksana : Dra. St. Jauhari

Samata, 24 November 2016



Dekan,
Karya Dekan Nomor AL.1/KP.07.6/2981/2016
Tanggal : 18 November 2016
Dr. Abd. Rahman. R., M.Ag.
NIP. 19601231 199102 1 012

APPENDIX C – THE RESULT OF QUESTIONNAIR

Table I
Visual, Auditory, Kinesthetic, Tactile, Group, and Individual Perceptual learning style Categories

No.	Initial of Students	Class of Students	Visual score	Auditory score	Kinesthetic Score	Tactile score	Group Score	Individual Score	Perceptual Learning style
1.	S	AK-A1	16	12	18	16	20*	10	Group
2.	RA		20	14	22*	21	19	17	Kinesthetic
3.	NAC		18	16	19	16	21*	11	Group
4.	DFS		18	17	17	14	15	22*	Individual
5.	BLT		16	14	17*	15	15	15	Kinesthetic
6.	AA		17	17	18	15	20*	17	Group
7.	J		15	17	18*	17	17	14	Kinesthetic
8.	K		16	20*	19	17	18	17	Auditory
9.	MS		23*	18	21	18	22	20	Visual
10.	R		18	18	20*	16	17	18	Kinesthetic
11.	NFA		15	18	20	12	16	21*	Individual
12.	AAS		19	17	17	14	20	22*	Individual
13.	NA		19*	18	18	16	18	18	Visual
14.	A		22*	10	21	18	21	15	Visual
15.	MA		17	18	14	17	19	23*	Individual
16.	YR		16	21	15	13	22*	16	Group
17.	R		15	21*	19	19	18	19	Auditory
18.	MR		20	18	22*	21	18	11	Kinesthetic
19.	NMA		22	22	19	23*	13	22	Tactile
20.	H		17	17	23*	18	20	15	Kinesthetic
21.	H		13	24*	21	16	12	16	Auditory
22.	AAY		19	19	18	17	20*	13	Group
23.	PAL		18	18	20	20	22*	16	Group

24.	YB		17	18	14	18	24*	13	Group
25.	NPD		16	21*	20	16	16	18	Auditory
26.	MJS	AK-A2	17	18	14	15	20*	13	Group
27.	SDU		17	18	18	15	19*	14	Group
28.	S		19	15	20	15	18	21*	Individual
29.	M		17	11	17	16	21*	14	Group
30.	S		19	18	17	19	19	20*	Individual
31.	S		20*	18	18	15	19	16	Visual
32.	Y		18	16	12	17	20*	18	Group
33.	NPA		16	24	24	25*	9	24	Tactile
34.	II		17	13	18	18	21*	13	Group
35.	N		17	21	17	22	25*	13	Group
36.	MNT		15	18*	17	13	16	13	Auditory
37.	MZ		20	16	17	20	22*	15	Group
38.	QH		18	16	21*	20	17	15	Kinesthetic
39.	ISL		21	22	22*	20	20	18	Kinesthetic
40.	YA		21*	16	18	16	20	18	Visual
41.	ESS		25*	16	18	18	16	22	Visual
42.	AW		16	19*	18	18	17	18	Auditory
43.	IN		19*	12	18	14	14	12	Visual
44.	AS		15	21*	20	18	19	16	Auditory
45.	MTS		15	19	21*	16	17	15	Kinesthetic
46.	R		21	20	22	21	20	25*	Individual
47.	YH		18	18	21	22*	20	16	Tactile
48.	DZ		19*	18	18	17	12	12	Visual
49.	SN		18*	16	17	17	16	15	Visual
50.	YMN		20	11	19	20	21*	12	Group

51.	RP		15	17	17	17	14	21*	Individual
52.	M		17	15	19	15	21*	15	Group
53.	J		18*	13	17	13	17	15	Visual
54.	EAR	AK-B1	19*	17	17	17	18	15	Visual
55.	NA		16	18	19	16	22*	17	Group
56.	F		21*	17	16	20	14	17	Visual
57.	H		21	15	22*	21	20	12	Kinesthetic
58.	S		17	16	16	14	15	17*	Individual
59.	I		18	17	21	18	14	22*	Individual
60.	NF		19	16	19	19	16	20*	Individual
61.	SH		18	18	20*	16	19	12	Kinesthetic
62.	R		16	16	15	13	18*	17	Group
63.	WS		20	11	20	21*	20	14	Tactile
64.	A		15	15	18	15	20*	18	Group
65.	MHD		17	17	18*	15	16	10	Kinesthetic
66.	MI		19	12	14	11	10	21*	Individual
67.	HA		15	20*	16	15	19	19	Auditory
68.	F		22	18	19	19	24*	18	Group
69.	S		18	14	19*	14	18	13	Kinesthetic
70.	N		19	17	18	16	22*	15	Group
71.	IE		20	18	17	22*	20	16	Tactile
72.	H		19	24*	21	20	23	18	Auditory
73.	E		16	18	23*	20	18	15	Kinesthetic
74.	ND		13	14	17	16	18*	12	Group
75.	MIJ		16	14	15	11	19*	17	Group
76.	M		20*	15	19	14	19	17	Visual
77.	S		16	14	18	19*	16	15	Tactile

78.	Z		15	16	19*	13	18	18	Kinesthetic
79.	ED		22	22	24*	20	23	23	Kinesthetic
80.	S		19	19	17	16	20*	14	Group
81.	H		20*	11	15	16	18	18	Visual
82.	HG		18	18	17	17	14	19*	Individual
83.	YGL		18	16	18	14	14	20*	Individual
84.	NY		13	19*	16	12	12	15	Auditory
TOTAL STUDENTS			14 S	10 S	16 S	6 S	24 S	14 S	84 Students
PERCENTAGE			17 %	12 %	19 %	7 %	28 %	17 %	100 %

Where: *= the highest score in the learning style

Raw Data

	1	2	3	4	5	6	7	8	9	10	11	12	13	14	15	16	17	18	19	20	21	22	23	24	25	26	27	28	29	30
1	3	4	4	1	4	2	3	3	2	3	3	4	2	3	4	3	2	1	3	2	4	4	4	3	3	4	4	4	4	2
2	2	4	4	4	3	4	4	4	3	3	4	4	3	5	5	4	2	3	5	3	4	4	4	5	4	4	4	4	4	3
3	2	4	4	2	5	5	4	4	4	4	2	4	3	4	4	4	2	2	4	4	4	4	4	2	2	3	2	4	3	2
4	3	3	2	4	2	3	4	4	4	4	3	3	5	2	3	2	2	5	4	4	5	4	3	4	3	3	3	3	4	5
5	3	4	4	3	0	2	3	2	3	3	4	4	4	3	4	4	2	3	3	3	4	4	3	3	0	4	2	4	4	3
6	4	4	4	4	3	4	3	3	4	3	3	4	4	3	4	3	3	4	4	3	4	3	5	2	3	3	2	4	4	3
7	2	4	4	3	2	4	3	4	5	2	3	4	3	3	3	4	3	3	4	4	4	4	4	2	4	3	3	4	3	2
8	4	3	2	3	3	3	4	5	5	3	4	4	3	3	4	3	3	4	4	4	5	3	4	3	4	3	3	4	3	4
9	2	4	5	3	5	5	4	4	5	5	4	5	5	3	4	4	3	5	5	4	3	4	5	3	3	4	5	5	5	2
10	1	4	3	4	3	3	4	4	5	3	3	4	4	3	4	3	4	4	4	4	4	4	3	5	3	4	3	4	3	3
11	5	4	2	4	4	4	2	5	5	3	2	2	5	2	4	2	1	4	4	5	4	3	2	2	3	3	4	4	4	4
12	4	4	5	5	4	5	5	3	5	3	3	5	5	1	4	4	1	4	3	2	3	3	4	5	3	3	4	4	1	4
13	4	4	4	3	4	4	4	4	3	3	4	4	3	3	4	3	4	3	4	3	3	3	3	4	3	3	4	3	4	4
14	3	4	4	2	5	4	4	4	3	5	4	5	3	3	4	4	0	5	4	0	4	4	3	3	3	5	5	5	5	0
15	3	5	4	3	3	5	5	4	4	3	4	4	3	5	5	5	3	2	4	3	5	4	2	4	4	4	3	4	4	0
16	3	2	5	2	4	4	5	2	4	3	2	4	4	2	3	2	4	4	4	5	5	3	4	2	4	4	4	4	3	2
17	5	5	4	5	4	2	4	5	5	4	4	3	4	3	3	4	3	5	4	4	4	5	4	3	3	2	1	2	3	4
18	5	5	4	5	5	5	5	1	1	5	5	2	5	1	2	3	3	5	2	4	3	5	2	0	3	4	3	5	5	5
19	3	3	2	4	2	5	5	5	5	3	4	5	5	5	5	5	5	5	3	4	3	4	3	5	5	3	3	3	4	5
20	4	5	4	2	4	3	3	5	5	3	2	4	4	3	4	4	2	4	5	3	4	4	4	2	5	4	2	4	5	3
21	4	5	2	2	2	2	5	5	5	5	1	1	4	4	3	4	5	4	3	5	2	4	2	0	3	5	2	4	5	3
22	4	3	4	2	4	5	4	4	5	4	3	4	2	2	4	4	2	4	4	4	4	4	4	2	4	3	2	4	4	3
23	3	4	5	4	4	4	3	4	5	3	2	4	2	4	3	4	3	3	5	4	5	5	4	3	5	4	3	4	4	4
24	3	2	5	3	5	4	4	2	3	3	3	5	2	2	3	4	4	2	4	4	5	5	4	3	4	3	4	5	2	2
25	4	4	3	4	3	4	4	4	5	3	3	3	3	3	4	4	3	4	5	5	3	3	4	3	3	4	3	3	3	4

26	3	4	5	3	4	5	4	4	3	5	2	3	2	3	2	3	4	2	2	4	4	3	4	2	4	2	3	3	2	3
27	5	4	4	3	4	4	4	5	3	3	3	4	3	2	2	3	3	2	3	3	4	3	3	3	4	4	3	4	3	3
28	1	4	4	4	2	4	4	4	2	4	4	5	3	2	4	3	4	5	4	4	4	3	4	2	3	4	4	4	4	5
29	3	4	5	4	4	4	4	1	1	1	2	4	4	4	4	4	1	4	4	2	4	4	4	4	2	4	1	4	4	1
30	4	2	4	3	5	4	3	2	4	2	4	5	3	4	4	5	3	5	5	4	2	3	4	5	3	4	4	4	3	5
31	4	4	4	3	2	4	3	3	4	3	2	4	3	4	3	3	4	4	4	3	4	3	5	5	3	4	3	4	4	3
32	3	3	4	2	3	3	4	0	3	3	0	4	4	5	3	4	3	4	3	3	4	4	4	4	4	3	4	5	4	4
33	5	5	2	5	2	5	5	5	5	5	5	0	5	5	5	5	5	5	5	5	3	5	1	5	5	5	5	1	1	5
34	3	2	4	3	4	4	3	4	2	2	2	4	4	4	4	4	2	2	4	3	5	4	3	4	4	4	2	5	3	2
35	4	2	5	4	5	3	5	3	5	3	3	5	5	5	3	5	5	3	5	2	5	5	5	5	4	4	1	5	1	0
36	3	4	2	2	2	2	4	2	4	3	2	4	3	3	3	2	3	3	4	4	4	3	4	3	3	4	2	4	3	3
37	3	4	5	3	4	4	2	4	5	3	3	4	3	3	2	4	3	3	4	3	5	5	4	4	5	3	3	4	5	3
38	4	3	4	3	2	4	4	5	4	4	5	4	4	4	5	4	0	3	4	4	4	4	4	2	4	4	2	3	2	3
39	4	4	4	3	3	3	5	4	4	3	3	5	5	4	5	5	4	3	5	5	5	4	4	5	4	4	4	4	5	3
40	4	3	5	3	4	4	4	4	4	4	4	4	5	2	2	3	5	4	5	4	4	4	5	2	3	4	3	3	2	3
41	4	3	2	5	3	5	4	4	2	5	3	5	5	2	3	4	2	4	4	4	4	5	3	5	4	4	4	4	5	4
42	3	4	3	4	3	4	4	4	4	4	4	4	4	4	3	4	1	4	3	4	4	4	4	4	3	4	3	3	3	3
43	3	4	2	3	4	4	3	4	2	3	2	4	3	2	4	3	2	2	4	2	2	3	2	4	4	2	2	4	4	2
44	3	5	2	4	5	4	5	4	5	3	5	5	4	3	4	4	4	5	3	4	4	3	4	2	3	4	2	4	1	1
45	4	4	3	2	4	2	4	5	5	3	2	4	4	4	4	4	3	3	4	3	3	3	4	3	3	4	3	3	3	3
46	4	5	4	5	4	5	5	4	3	4	4	4	5	5	4	4	4	5	5	4	4	4	4	4	4	4	5	4	4	5
47	3	4	4	3	4	4	4	4	4	4	4	4	3	5	5	5	3	3	4	4	4	4	4	3	4	4	4	4	3	3
48	4	5	0	3	2	5	3	4	5	4	2	5	3	4	4	4	3	3	3	3	5	5	5	5	2	3	3	0	0	0
49	4	3	4	4	3	4	4	2	4	3	3	4	3	3	3	3	2	3	4	2	2	4	3	4	5	4	2	4	3	3
50	0	4	5	0	5	5	0	4	5	3	3	5	3	5	3	4	3	3	4	3	4	4	3	4	4	4	3	4	3	3
51	5	4	3	5	3	3	4	5	3	4	3	2	5	4	2	3	2	4	2	3	2	3	2	3	4	4	4	4	3	3
52	1	4	5	3	4	3	4	4	2	3	2	4	3	4	3	3	4	3	4	4	4	3	4	3	3	4	3	4	4	3
53	1	3	4	3	3	4	4	4	4	3	2	3	3	3	3	3	1	3	4	3	3	2	4	4	3	3	3	4	4	3

54	3	3	3	3	3	4	3	4	4	3	3	3	3	4	3	3	4	3	3	3	5	4	3	4	3	4	2	4	5	4
55	3	5	5	4	5	4	4	4	4	3	2	3	3	3	3	4	3	4	4	4	4	3	4	3	4	3	3	4	3	3
56	3	4	2	4	2	4	4	4	3	4	4	4	4	3	3	4	3	4	3	4	2	5	4	4	4	2	4	4	5	1
57	2	5	3	2	5	5	3	3	4	4	4	4	3	5	5	4	2	3	5	4	4	4	4	4	4	4	2	4	4	2
58	3	3	4	3	2	4	3	3	4	3	3	4	4	2	3	3	2	3	4	4	3	3	3	2	3	3	4	3	4	3
59	4	5	3	5	3	3	4	3	3	4	3	4	5	2	3	4	3	4	5	3	2	4	4	4	5	5	5	2	3	3
60	3	4	3	4	4	4	4	3	3	3	4	4	4	3	4	4	2	4	4	4	3	4	3	4	4	4	4	3	4	4
61	3	4	4	0	3	4	4	4	4	3	3	4	3	3	4	4	3	3	4	4	4	3	4	3	3	4	3	4	4	3
62	3	2	3	2	4	3	2	2	4	3	2	5	4	3	4	3	3	5	5	4	3	2	4	2	2	2	4	4	3	2
63	2	4	5	4	3	4	3	4	2	3	4	4	2	4	4	5	1	3	4	3	4	4	4	4	4	4	2	4	5	3
64	3	4	3	0	5	2	4	4	4	3	2	3	5	3	4	3	4	4	3	4	5	4	3	4	3	3	4	4	3	5
65	3	5	5	3	2	2	4	4	5	5	3	4	3	3	3	4	2	2	4	3	4	4	4	4	2	2	1	3	3	1
66	3	2	0	4	2	4	3	2	2	3	2	4	5	2	2	2	2	4	4	2	4	3	2	4	2	4	4	2	4	4
67	4	4	5	5	3	2	4	3	5	3	2	4	4	3	3	3	3	4	3	4	4	3	4	2	4	3	4	4	4	3
68	4	4	5	4	4	5	5	4	3	4	4	5	4	3	3	4	3	4	4	3	5	4	5	4	4	4	4	5	4	2
69	3	4	5	3	2	3	4	4	2	4	2	3	3	3	3	4	2	2	4	3	5	3	3	4	2	4	2	3	4	3
70	3	4	5	2	4	4	3	4	5	3	4	4	4	3	4	3	2	3	2	4	5	3	4	4	3	4	3	4	4	3
71	2	3	5	2	5	4	4	3	4	4	3	5	4	5	5	5	4	4	3	4	3	5	3	4	4	3	3	4	3	3
72	4	4	5	5	4	3	5	4	5	4	4	4	3	4	4	4	5	3	5	5	5	4	5	4	4	4	4	5	4	3
73	4	5	5	3	4	4	4	4	5	3	4	5	4	3	5	4	2	3	5	3	3	4	4	2	5	4	3	2	2	2
74	3	2	3	0	4	2	2	4	4	3	2	4	2	3	4	4	3	4	4	2	4	4	3	2	3	3	3	4	2	3
75	3	4	4	3	4	4	5	4	4	2	1	4	5	1	1	2	1	3	1	1	4	2	5	5	5	5	2	2	1	4
76	3	4	5	3	4	5	5	4	2	3	2	4	5	3	3	4	3	2	5	2	5	5	3	4	5	4	4	3	4	3
77	4	3	4	4	4	4	5	4	4	3	3	4	3	3	3	4	4	3	4	4	4	3	4	4	3	3	4	4	4	0
78	4	5	5	3	4	2	4	4	3	3	2	2	4	3	4	3	2	4	4	2	4	3	3	4	2	2	4	3	4	4
79	4	5	5	4	4	4	4	5	5	4	3	4	5	4	5	5	4	4	4	5	5	4	5	5	4	5	5	4	5	5
80	2	3	3	4	3	4	4	3	1	4	3	4	4	4	4	3	3	1	4	4	3	4	4	2	5	4	3	3	2	3

81	2	3	3	4	3	4	3	3	1	4	3	4	4	3	3	2	2	4	3	3	4	4	4	4	4	3	3	4	4	3
82	4	3	3	4	2	3	4	3	3	3	4	4	4	3	4	3	4	4	4	3	3	3	4	4	4	3	3	2	4	4
83	2	4	2	4	2	2	4	4	3	3	2	4	4	3	3	3	3	4	3	4	4	3	3	4	3	4	4	3	5	4
84	2	4	2	4	5	3	4	2	5	3	1	2	3	1	3	4	5	3	4	3	2	5	3	3	1	3	1	0	2	4

The Information;

Strongly Agree (SA) : 5

Agree (A) : 4

Undecided (U) : 3

Disagree (D) : 2

Strongly Disagree (SD) : 1