

**THE EFFECT OF PICTONARY TECHNIQUE UPON THE STUDENTS'
INTENSIVE SPEAKING SKILLS AT SMK MUTIARA ILMU MAKASSAR**



A Thesis

**Submitted in Partial Fulfillment of the Requirements for the Degree of
Sarjana Pendidikan in English Education Department of
Tarbiyah and Teaching Science Faculty of
UIN Alauddin Makassar**

By:

NURUL MAGFIRAH

Reg. Number: 20400115039

**ENGLISH EDUCATION DEPARTMENT
TARBIYAH AND TEACHING SCIENCE FACULTY
ALAUDDIN STATE ISLAMIC UNIVERSITY
MAKASSAR**

2019

PERNYATAAN KEASLIAN SKRIPSI

Mahasiswa yang bertandatangan di bawah ini:

Nama : Nurul Magfirah
NIM : 20400115039
Tempat, Tanggal Lahir : Cakke, 22 Agustus 1996
Jur/Prodi/Konsentrasi : Pendidikan Bahasa Inggris
Alamat : Jl. Mustafa Daeng Bunga VI, Samata/Gowa
Judul : *The Effect of Pictionary Technique Upon the Students' Intensive Speaking Skills at SMK Mutiara Ilmu Makassar*

Menyatakan bahwa skripsi ini benar adalah hasil karya penulis sendiri. jika dikemudian hari terbukti bahwa ia merupakan duplikat, tiruan atau dibuat oleh orang lain sebagian atau seluruhnya, maka skripsi dan gelar yang diperoleh karenanya batal demi hukum.

Gowa,

2019

Penyusun,

UNIVERSITAS ISLAM NEGERI

ALAUDDIN
M A K A S S A R

Nurul Magfirah

NIM : 20400115039

PERSETUJUAN PEMBIMBING

Pembimbing penulisan skripsi saudara **Nurul Magfirah** NIM : **20400115039** , mahasiswa jurusan Pendidikan Bahasa Inggris pada fakultas tarbiyah dan keguruan UIN Alauddin Makassar, setelah dengan seksama meneliti dan mengoreksi skripsi yang bersangkutan dengan judul “ *The Effect of Pictionary Technique Upon the Students’ Intensive Speaking Skills at SMK Mutiara Ilmu Makassar* “ memandang bahwa skripsi tersebut telah memenuhi syarat-syarat ilmiah dan dapat disetujui untuk diajukan dalam ujian munaqasyah.


Demikian persetujuan ini diberikan untuk dipergunakan dan di proses selanjutnya.

Pembimbing I

Gowa,

2019

Pembimbing II


Dr. Hj. Djuwairiah Ahmad, M.Pd., M.TESOL
NIP. 19700619 199403 2 001


Drs. H. Abdul Muis Said, M.Ed. TESOL
NIP. 1965123119903124

UNIVERSITAS ISLAM NEGERI

ALAUDDIN
M A K A S S A R

PENGESAHAN SKRIPSI

Skripsi yang berjudul *“The Effect of Pictionary Technique Upon the Students’ Intensive Speaking Skills at SMK Mutiara Ilmu Makassar”* Yang disusun oleh saudari **Nurul Magfirah**, NIM: **20400115039**, Mahasiswi Jurusan Pendidikan Bahasa Inggris Pada Fakultas Tarbiyah dan Keguruan UIN Alauddin Makassar, telah diuji dan dipertahankan dalam sidang *Munaqasyah* yang diselenggarakan pada hari **Kamis, 14 November 2019 M**, bertepatan dengan **17 Rabiul Awal 1441 H** dan dinyatakan telah dapat menerima sebagai salah satu syarat untuk mendapatkan gelar Sarjana Pendidikan (S.Pd) dengan beberapa perbaikan.

Samata.

14 November 2019

17 Rabiul Awal 1441 H

DEWAN PENGUJI


(Sesuai SK Dekan N0 3791 Tertanggal 07 November 2019)


Ketua : Dra. Hj. St. Azisah, M.Ed.St.,Ph.D
Sekretaris : Dr. St. Nurpahmi, S.Pd., M.Pd
Munaqisy I : Dr. H. Nur Asik, M.Hum.
Munaqisy II : Dr. Kaharuddin, S.IP. M.Hum
Pembimbing I : Dr. Hj. Djuwairiah Ahmad, M.Pd., M.TESOL
PembimbingII : Dr. H. Abdul Muis Said, M.Ed., TESOL



Mengetahui :

Dekan Fakultas Tarbiyah dan Keguruan
UIN Alauddin Makassar



 **Dr. H. Marjuni, S.Ag., M.Pd.I.**
NIP. 197810112005011006

ACKNOWLEDGEMENT

بِسْمِ اللَّهِ الرَّحْمَنِ الرَّحِيمِ

Alhamdulillah Rabbil Alamin, the researcher would like to express his deepest gratitude to the almighty Allah SWT, the only provider, the most merciful who gives His guidance, inspiration, and good healthy for all time to conduct the writing of this thesis. Peace and Salutation always delivered to our/the great Prophet Muhammad SAW who has brought us from the darkness to the lightness.


The success of the writer in writing this thesis is supported and encouraged by many people who gave valuable assistance and guidance. The writer realizes that this thesis would have not been finished without their support. Therefore, the writer would like to express her special gratitude to:

1. The researcher's beloved parents, **Baddu** and **Fatimah** who always be number one supporters, their motivation, educate, and praying are always be given to their children, especially for the researcher during the process of completing her study. Unlimited thank for their pure affection.
2. **Prof. Dr. H. Hamdan Juhannis, M.R, Ph.D** as the Rector of Alauddin State Islamic University of Makassar.
3. **H. Marjuni, M.Pd.I.** as the Dean of Tarbiyah and Teaching Science Faculty of Alauddin State Islamic University of Makassar.
4. **Dra. Hj. St. Azisah, M.Ed., St., Ph.d.** the Head of English Education Deptment and **Dr. sitti Nurpahmi, M.Pd.** the Secretary of English Education Department of tarbiyah and teaching science faculty of UIN Alauddin Makassar as well as all of the staff.

5. **Dr. Hj. Djuwairiah Ahmad, M.Pd., M. TESOL.** as the first consultant and **Dr. H. Abdul Muis Said, M.Ed., M.TESOL.** as the second consultant. Thanks for giving her valuable time and patience, advice, support and help the researcher during the assistance and guided her in completing the thesis.
6. The students of **SMK Mutiara Ilmu Makassar** who sacrificed their time and activities for being the subject of this research.
7. Big thanks for The researcher's brothers and sisters in **New Generation Club (NGC)**, thanks for brotherhood and solidarity in studying English.
8. All of the researcher's friends in English Education Department (2015) especially in group 1 and 2 (PBI 1.2). it cannot mentioned one by one overall thank you for the friendship, togetherness and supporting her.
9. Deeply thanks for her special friends **Nursaidah Nasrul, Jusnidar, Sasdillah,** and **Ajeng Hariani**, who always beside the writer, support, help, entertaint and understand about her.
10. Deeply thanks for the researcher KKN's friends **A. Marwinda, Arwinni Amalia** and **Wandi** who always give her support .
11. Big thanks for the researcher's friends in **PPLN labuan Bajo 2018** who always be the best motivator in her study.
12. Big thank for **Rahmat Raeh Wahyudi SP.d**, who always accompanies the researcher, gives motivation and helps in correcting the researcher's writing style and grammaticl erroer since the preliminary stage of manuscript until the completing of the thesis writing.

13. All of the people around the researcher's life whom could not be mention one by one who conditionally has given a big inspiration, motivation, spirit and pray to the writer.

The researcher realizes that the writing of this thesis is far from perfect. Remaining errors are the writer's own; therefore, constructive criticism and suggestions will be highly appreciated. May all our/the efforts are blessed by Allah SWT. Amin



2019

LIST OF CONTENTS

TITLE PAGE	i
PERNYATAAN KEASLIAN SKRIPSI	ii
PERSETUJUAN PEMBIMBING	iii
PENGESAHAN SKRIPSI	iv
ACKNOWLEDGMENT	v
TABLE OF CONTENTS	viii
LIST OF TABLES	x
LIST OF APPENDICES	xi
ABSTRACT	xii
CHAPTER I INTRODUCTION	
A. Background	1
B. Research Problem	4
C. Research Objectives.....	4
D. Research Significances	4
E. Research Scope	5
F. Operatonal Definition of Term	6
CHAPTER II REVIEW OF RELATED LITERATURE	
A. Review of Related Findings.....	7
B. Some Partinent Ideas.....	9
1. Theory of Pictionary Technique	9
2. Theory of Intensive speaking.....	12
C. Theoretical Framework.....	16
D. Hypothesis.....	18
CHAPTER III RESEARCH METHOD	
A. Research Design	19
B. Population and Sample	20
C. Research Variable	20
D. Research Instrument	21
E. Data Collecting Procedures	21
F. Data Analysis Technique	24

CHAPTER IV FINDING ND DISCUSSION

A. Finding30
B. Discussion.....34


CHAPTER V CONCLUSION AND SUGGESTION

A. Conclusion38
B. Suggestion.....39

BIBLIOGRAPHY40


APPENDICES43

CURRICULUM VITAE



LIST OF TABLES

Table 1	The rate percentage of score the experimental class and the controlled class in Pre-test	29
Table 2	The rate percentage of score the experimental class and the controlled class in Post-test.....	30
Table 3	The mean score and standard deviation of the experimental and the controlled class in pre-test and post-test.....	31
Table 4	Distribution the value of the t-test and the t-table in post-test.....	31



LIST OF APPENDICES

Appendix A : The Row Score of the Students' Pre-test and Post-test in Experimental Class	44
Appendix B : The Row Score of the Students' Pre-test and Post-test in Controlled Class	45
Appendix C : The Mean Score of Experimental Class and Controlled Class	46
Appendix D : Standard Deviation of Experimental Class and Controlled Class ..	47
Appendix E : Effectiveness Test	49
Appendix F : The Significance Different	50
Appendix G : Distribution of t-table	52
Appendix H : Research Instrument	53
Appendix I : Lesson Plans	58
Appendix J : Documentation	64



ABSTRACT

Name : Nurul Magfirah
Reg. No. : 20400115039
Department : English Education
Faculty : Tarbiyah and Teaching Faculty
Title : *The Effect of Pictionary Technique Opun the Students' Intensive Speaking Skills at SMK Mutiara Ilmu Makassar*
Consultant I : Dr. Hj. Djuwairiah Ahmad, M.Pd., M. TESOL.
Consultant II : Dr. H. Abdul Muis Said, M.Ed. TESOL

The purpose of this research is to find out the effectiveness of Pictionary technique in teaching intensive speaking of the second grade at SMK Mutiara Ilmu Makassar.

The quasi experiment research with pre-test and post-test was implemented as the design of the research. The population of this research was the second grade at SMK Mutiara Ilmu Makassar. The population were 179 students. The researcher used purposive sampling. The researcher took 40 samples from the population. There were 20 students in class XI MMD as a experimental class and 20 students in class XI RPL as a controlled class. The instrument used to collect data was the speaking test.

The mean score of post-test (73.9) was higher than the pre-test (59.5) with the gain was 14.4 and it was significant at the level 0.05. It means that was an improvement in the students' intensive speaking after being taught through Pictionary method. It was proved by the result of the statistical analysis of a degree of freedom (df) = 38 indicated that the t-test values of the students speaking (5,747) was higher than t-table value (2,021). In this research the effectiveness of Pictionary method also can be seen from the effectiveness test. Where the result of the test is 0.24(\bar{R} 1).

The result above, showed that Pictionary technique is effective in teaching intensive speaking. Therefore, this technique can be applied in teaching speaking.

CHAPTER I

INTRODUCTION

This chapter provides the research introduction which consists of background, research problem, research objectives, research significances, research scopes, and the operational definition of term.

A. Background

Speaking is common human behavior and important skill in language. Being able to speak well to communicate is very important . This is because speaking is one of the keys in communication. Speaking makes someone easy to communicate with other person, sharing idea, to understand among people and to exchange the information. According to Kasmir (2017: 190) Speaking is one of influential skills to communicate and to understand with other people. Therefore all of people have to be able to speak well to produce the good language to make the other people understand as a aim of learning speaking. Rukun (2014: 7) also stated that Speaking is an activity of delivering message, it occurs between speaker and listener orally. In other words, the main point of speaking activity is that speakers communicate their message to the listeners. In this case, the speaker and listener should be able to understand each other. The speaker can produce the sounds that involved the messages and the listener can receive, process, and response the messages.

Students are also people who always make communication and conversation with their friends in their school environment. Therefore, speaking is

important skill where all of students have to be able to speak well to communicate each other and be able to speak well can help students to easy in learning. Like Linse (2005) stated that for studying English Language the students have to study speaking because speaking is the main step that needs to be learn before the students be able to read and write in English.

The preliminary research of the researcher was conducted to investigate the students' interest in speaking. By giving some questions related to the language skills in English. Most of the students said that they are did not like to speak with the reason they usally lack vocabulary, hard in pronunciation and the main of students' reason is "speaking in English so hard because the word usually have a different written, different pronounce and different meaning". This reason make the students lazy and almost didn't like to speak. Actually this problem is the general problem which almost happen for all of the students. Like Rahmawati (2017: 2) stated that most senior high school students seem to have great difficulties in speaking English. It is frequently found that the students learn all the grammatical items of English, but they cannot use them to express their ideas, feelings, and experiences to others in oral communication. They also usually lack vocabulary and do not get enough practice in intonation, pronunciation, tone of voice, and stress.

In the line with the facts, teaching speaking in the class is not easy. Sometimes teachers find several students that so lazy to speak, afraid to speak, the students lose their interest to follow study and sometimes they are not confidence in study. It showed us that teaching students about speaking skills is not easy as

we are thinking. In this case, as a teacher we have to be able to make the students enthusiasm and understand the course naturally as possible by using our creativity in teaching (Rusdi, 2015: 257). Based on this problem, as a teacher we have to creative in teaching. We should be able to make our class comfortable and interesting. Like Noor (2012: 2) stated that the teacher has to be creative enough in teaching and make the students active in interaction with the other so that the students able to speak English fluently.

In the line with the problem above, researcher interest to gives different something that be able to make the students most interest in study, especially in speaking. This is because researcher considers that to make the students easy to understand the lesson is very important thing to be concern. Therefore, in teaching the materials, teachers should have a creative method to make the study interest by using enjoyable teaching technique. Based on Suparman (2017: 41) stated that to aid students' activity when speaking, the teachers have to seek a creative technique to make the students in learning English easier, more fun, and more enjoyable. In this case, the researcher uses the Pictionary method because this method is one of enjoyable strategy and be able to make students interest to study. Based on Akrimah (2017: 4) Pictionary technique is one of fun games to make the students more interested in study activity which can be applied by the teacher in the classroom where the students build their creative thinking base on their own drawing with describing the picture.

According to Prezler (2006) Pictionary may teacher uses in teaching English language. The advantage is the teachers can build the students' achievement and

students' interest of English. Commonly, learning English language process has strong goal to improve students competence to communicate using English well in speaking. In other hand, Akrimah (2017: 3) stated that Pictionary technique can be applied in teaching for improving communication and creative thinking as a magnificent tool in teaching then it is also a good strategy to improve specific grammar and vocabulary skills.

From the outline above, it showed that using Pictionary technique in teaching Speaking English language most helpful to improve students' interest and creative thinking in study. Furthermore it will be able a good technique in teaching speaking skill. Therefore, the researcher is interested to apply Pictionary technique in teaching speaking to improve students' intensive speaking and make the students enjoyable in study.

B. Research Problem

Based on the background that researcher explained before, the main problem in this research as follow: "is the Pictionary technique effective to improve the students' intensive speaking?"

C. Research Objective

Based on research problem above, the aim of this research is to find out the level of effectiveness of using Pictionary technique in improving students' intensive speaking.

D. Research Significances

The outcome of the research is expected to help the teachers to find the appropriate strategy in teaching process in speaking especially, to make the

efficient learning process and the students more active to speak in the class in front of their friends. Another is to motivate the students to increase their English speaking skills. Practically, it is meaningful and give a contribution for the teachers and the next researcher. Therefore there are several significances of this research, they are:

1. Teachers

In this case, the researcher hopes this method that use in this research is able to help the teachers to increase students' interest to speak in the class. Besides that, the teachers will get a new method that they can use in teaching process.

2. The next Researcher

This research will be useful for the next researcher because it is a new reference for the research in the future.

E. Research Scope

In this research, the researcher makes clear by focus on using Pictionary technique to improve students' intensive speaking with the topic of noun. The researcher uses some pictures as facilitation in teaching speaking. The researcher limited the material by focusing describe the noun. Where the are three aspects that measured, namely pronunciation, fluency and Grammar. Pictionary techniques as a technique in teaching common noun is one of many interesting vocabulary games (Achidah, 2014: 18).

F. Operational Definition of Term

From the title of this research “Using Pictionary Technique to Improve Students’ intensive speaking skills”, this research consists of two main components that will be discussed. These components are intensive speaking and Pictionary. It will be explained by the researcher about what is the definition of two components. They are:

1. Intensive Speaking

Intensive speaking is defined as students’ competence to produce short stretches to describe something by involving three achievement indicators, namely pronunciation, fluency and grammatical aspect. This speaking will be focused on the students’ behavior on using grammatical rules while describing something in the class.

2. Pictionary

Pictionary is specified as the teaching process that focused on using a picture, where the students practiced their oral parts to speak and describe the picture. Usually, picture used to help the students easy to find the idea while speaking.

CHAPTER II

REVIEW OF RELATED LITERATURE

This chapter provides information about the literature review which deals with previous related research findings, pertinent ideas, theoretical framework and hypothesis.

A. Review of Related Research Findings

According to Kasmi (2017: 192) by using picture, it is believed that can give direct influence on the speaking skills because when learning is fun, students can remember what they have learned.

Mutakabbir (2017: 193) conducted a study using narrating picture to improve the speaking ability of the second year student at SMP Negeri 1 Sinjai Selatan. The objective of the research is to reveal the effectiveness of using narrating picture technique in developing the second year students' speaking ability at SMP Negeri 1 Sinjai.

Wahidin (2017) conducted the research about *The Influence of Using Pictionary Game on Improving Students' Achievement in Learning English Vocabulary at the Seventh Grade Students of SMPN 1 Dawuan Majalengka*. Found that the strategy using Pictionary game can improve students' achievement in learning English vocabulary in SMPN 1 Dawuan Majalengka.

According to Erni (2017) conducted the research under the title : *Improving Students' English Vocabulary Mastery Through Pictionary Game of SD Negeri 05 Pontianak Timur*. This study showed that Pictionary game promoted students active participation in the activities with more opportunities to improve their

vocabulary through practice which in turn increased their positive attitude for language learning.

Furthermore, Deliana (2007) reported her research findings that students have to practice more to get improvement in speaking skill. By practicing, students must have interaction each other to make speaking class situation being alive and that could be happened by doing a dialogue. This practicing can be gain also by using Thematic Materials because by applying this method, students would be more participate during classroom activities and speak everything what came in their mind.

This research conducted was different with the research cited. It was the way of using the method and the focus of the research. The way of using Pictionary method of the cited research was asked the students to draw a picture based on the topic and then the students describe the picture. Brevity, the students describe the picture based on their own drawing. While in this research, the researcher prepared the picture as a facilitation in study therefore the students didn't draw the picture they just describe the picture which prepared by the researcher.

In addition, some of the research conducted above focused on using Pictionary method in teaching vocabulary to measured the students' vocabulary improvement in learning by Pictionary method. While this research focused on how the students' behavior on using picture affected the students' interest in learning intensive speaking.

The other research conducted above focused on using picture as a facilitation in teaching speaking ability. While this research focused on using picture to facilitate the teachers in teaching intensive speaking. Therefore, in this research the researcher would try to expand the idea of using picture in learning language. Specifically, in learning intensive speaking by using picture as a facilitation.

B. Some Pertinent Ideas

This part will explain some pertinent ideas related to Pictionary and Intensive speaking.

1. Theory of Pictionary Technique

The researcher explains before that Pictionary technique is one of good technique which can be applied in teaching. This is because by using a picture, the students will be interest to learning and enjoyable in study. According to Akrimah (2017: 20) Pictionary is one of fun activities which can be use by the teacher to make the students interest in learning English vocabulary. Pictionary technique is considered as suitable technique to be implemented in the classroom for teaching vocabulary, especially in reviewing vocabularies which are studied by the students, since the teacher allows the students to be active participants in recalling English vocabulary by describing the vocabulary through their own drawings. Therefore, Pictionary technique can make the students easy to learn. With have many a good vocabulary make the students easy to speak.

Based on Preszler (2006: 16) said that the Pictionary technique can be applied to the students in learning English vocabulary. The teacher can improve

the students' achievement of English vocabulary. Generally learning English vocabulary process have strong intention to improve students' ability to communicate using English well, in speaking, writing, listening, and reading. It is more clearly that Pictionary technique is one of technique that can improve students' ability to speak or communicate by using English well.

Pictionary technique can be used as excellent teaching tool for developing communication and creative thinking skills, it is suited to reinforce ideas in other subject matters for those students who are visual learners, it can develop and reinforce any number of facts, figures, or concepts. Pictionary rules will focus the development of creativity and corollary thinking. Players is not only creative but also choosing sketches that will effectively communicate the association to the rest of their team and it is well suited for developing specific grammar and vocabulary skills (Hinebaug: 2009). From this explanation, we find out that Pictionary just not can help the students to easy in speaking, but also help the students to make a creative thinking and it will be make students more effective in speaking.

2. The benefit of using Pictionary Technique

This technique has many advantages both of the students and the teacher. With the problem that is encountered in SMPN 1 Dawuan Majalengka (Wahidin, 2017: 8), the researcher will try to element the method using Pictionary technique on improving students' achievement in learning English vocabulary. This is beacuse pictionary method is an activity with rules, a goal and element fun. One of the most important reasons for using this method is simply that they

are immensely enjoyable for both teacher and student. The one of the benefits of the Pictionary technique is to improve students' achievement in learning English vocabulary. It is make the students and teachers enjoyable in learning.

In other hand (Malone, 2017) stated that there are several advantages of using Pictionary in teaching speaking. They are:

- a) This game has very simple rule
- b) The can be adapted to suit people of all ages
- c) Pictionary game help the students to retain the new vocabulary they learn

3. Nature of Speaking

There are some definitions of speaking. One of definitions is from Channey (1998: 13) stated that "speaking is the process of building and sharing meaning through the use of verbal and non-verbal symbols in variety of contexts".

On the same subject, Rahman (1995) stated that, speaking is a means of oral communication involving two elements, namely the speaker who gives the messages and the listener who receives the message in other words the oral communication involves the productive skill of speaking and the receptive skill of speaking.

To speak effectively in another language we need a variety of 'tools'. We will be exploring some of them in this unit and suggesting ways in which you can practice and improve using them in English (Lynch and Kenneth, 2012: 1)

Therefore we find that speaking is important component in language skill from the four skill of the language. Where speaking is process when someone say what they think in the utterance. Besides that, when someone want to

communicate with the others, we have to speak, therefore we have to can speak well, because when someone is not good in speaking, it make the other cannot understand what they means.

But usual, we find some problem in speaking especially in the classroom. Usually there are several students that not active speaking in the class because there are some problems for example, the students shy to speak, the student afraid to make a mistake while speaking. Therefore, in this case the researcher using the Pictionary technique as facilitation to motivate the students to speak in the class. Most important to improve the students' motivation and interest in speaking, and one of method can we use is using a Pictionary technique. Because like the explanation before, Pictionary is one of technique that can improve student's speaking performances.

4. Theory of Intensive Speaking

Speaking is the way to delivering and presenting new information to other people, not only uttering ideas in mind Therefore, speaking is an act to express the feeling, purpose and our ideas. Besides, people have to be able to pronounce correctly and they need to master intonation, either transactional or interpersonal conversation (Rahayu, 2017:10).

Brown (2001: 271) stated that speaking have several types that students may to carry out in the classroom. They are, Imitative Speaking, Intensive Speaking, Responsive Speaking, Transactional Speaking, Interpersonal Speaking and extensive Speaking.

First, Imitative Speaking is producing stretches by imitating language form such as phonological and grammatical. Called imitative speaking because this kind focused on orally repeating certain strings of language that may pose some linguistic difficulty.

Second, Intensive Speaking is goes a step beyond than imitative speaking. intensive speaking can be even from part of some pair work activity, where students are going to speak by practicing some phonological or grammatical aspect of language, while imitative speaking is generated through drillings.

Thirth, Responsive Speaking is defined as a students speech in the classroom in the form of short replies or student-initiated question or comments.

For example:

A : What is the main idea in this topic?

B : The benefit of using creative technique in teaching.

Fourth, Transactional Speaking refers to producing speech for the purpose of conveying and exchange some information. Conversation for example have more responsive nature than negotiative, example conversation:

A : What is the main idea of this essay?

B : The UIN should have more authority.

A : What do you mean?

B : Well, for example, the UN should have the power to force a country like Iraq to destroy its nuclear weaspons.

Fifth, Interpersonal Speaking was a dialogue that carried out more an interactional for the purpose or maintaining social relationship than for the transmission of the facts and an information.

Sixth, Extensive Speaking is the higher level of speaking type this can only be carried out by the students at intermediate to advanced levels. For example requires the students to give extended monologues in the form of oral reports, summeries, or perhaps short speech.

Brown (2003: 141) said that Intensive speaking is one of kind of speaking. Where intensive speaking is the production of short stretches of oral language designed to demonstrate competence in a narrow band of grammatical, phrasal, lexical, or phonological relationships (such as prosodic elements-intonation, stress, rhythm, juncture).

Intensive speaking requires ELLs to respond in short sentence productions. Minimal knowledge of the L2 language is required; semantics does play a role in this form of speaking. Intensive Speaking is meant to test students' working knowledge in very specific areas of grammar, phrasal verbs, and other parts of the English language. Interaction with an interlocutor is minimally required (Sabio, 2008: 5).

According to Alonso and Rocio (2012: 23) Spoken English cannot usually be planned or organized, unless is preparing a speech or a presentation, there is not much time for reflection so, it is frequently full of repetitions, pauses, incomplete sentences, hesitations or fillers. It needs the response of another speaker or listener, it usually comes into the form of turns and when speakers are

talking, they must also pay attention to gestures, intonation, stress or even pauses that other speakers are doing because are clues to understanding the meaning of what they are trying to say.

Unlike imitative, intensive speaking does not emphasize on pronunciation or phonological aspect. Understanding meaning is needed to respond certain tasks but the interaction with the counterpart is minimal. The activity sample is reading aloud, sentence and dialogue completion (Rahmawati and Ertin, 2014: 3).

Based on explanations above, the researcher gets the point that speaking has several kinds. One of these kinds is intensive speaking. Where intensive speaking is when we are produce some sentences or short sentence we have to pay attention to intonation, grammatical rule, stress, and gesture also. Therefore the other people can easy to understand what we say or what we mean.

According to Guralnik (1994:2) ability is a genetic word represents the term capacity, capability, intelligence, competence, mind power and others. When people speak and express their ideas, their feeling and their perception, so that interlocutors grasp meaning of the speaker mean. If the student or learner does not speaking ability and does not understand what the speaker's said, so they can't grasp meaning of the speaker's mean.

Base on Brown (2003: 141) he said that speaking is the production of short stretches of oral language designed to demonstrate competence in a narrow band of grammatical, phrasal, lexical, or phonological relationships (such as prosodic elements-intonation, stress, rhythm, juncture).

According to Alonso and Rocio (2012: 23) Spoken English cannot usually be planned or organized, unless is preparing a speech or a presentation, there is not much time for reflection so, it is frequently full of repetitions, pauses, incomplete sentences, hesitations or fillers. It needs the response of another speaker or listener, it usually comes into the form of turns and when speakers are talking, they must also pay attention to gestures, intonation, stress or even pauses that other speakers are doing because are clues to understanding the meaning of what they are trying to say.

C. Theoretical Framework

Intensive Speaking is goes a step beyond than imitative speaking. intensive speaking can be even from part of some pair work activity, where students are going to speak by practicing some phonological or grammatical aspect of language, while imitative speaking is generated through drillings. Furthermore, in speaking there are some aspects that should be concerned. That aspects are accuracy, fluency, and comprehensibility. This aspects have to attend in speaking. It means that in order to express someone's ideas, speaker must also attend the aspect of speaking, in order that the message is understandable to the listener. Like Harris (1974: 81) said that fluency is the aspect of the speed of the flow of the speech. Besides, grammar is needed aspect for students to arrange a conversation and correct sentence (Syakur: 1987).

As speaking is to communicate, it generally becomes main goal of learning language. But teaching speaking is not an easy job. Therefore, the teachers must be able to choose and use the good method that be able to motivate the students

in learning. Ulfa (2016: 15) stated that teachers' strategies in teaching speaking skill are very important to achieve lesson objectives that can affect students' good competence or ability in producing the language function. There are several methods as well as media in teaching and learning speaking, for example using pictures in teaching as a media in teaching process. Like Bailey (2005: 37) explained, using pictures and "manipulables" in teaching speaking can provide the students' motivation for talking.

In this research, the researcher used a picture as a facility in teaching, this is because the researcher believed that using pictures can help the students, especially help the students to describe something. Besides, using pictures as a portrait for the students to describe one thing, they attracted students' attention much. Wright (1992: 16) stated that pictures make a particularly powerful contribution to both the content and the process of language learning. Then the students easily speak to describe the picture according to their idea based on the picture.

Furthermore, pictures and speaking are connected to contribute to the students' ability in learning. Pictures as one of the media in learning that are able to achieve students' motivation. Based on the phenomena, therefore, in this research the researcher used pictures in teaching intensive speaking, especially to describe nouns. Achidah (2014: 9) stated that teaching concrete nouns by using a pictorial game as a technique in teaching is an effective way, where pictorial games facilitate students' understanding of common nouns.

In addition, Khaidar (2017: 23) stated that Pictionary can be used as excellent teaching method for communication and creative thinking achievement. In conclusion, based on the phenomena, it would be assumed that picture can facilitate the students' ability to have a better motivation in speaking.

D. Research Hypothesis

This research, the researcher formulates the result possibilities by the following hypothesis:

H_i : Pictionary Technique effective to improve students' intensive speaking of the second grade at SMK Mutiara Ilmu Makassar

H_o : Pictionary Technique ineffective to improve students' intensive speaking of the second grade at SMK Mutiara Ilmu Makassar



CHAPTER III

RESEARCH METHOD

This chapter describes the research paradigm used to determine the issues in this research. It concludes several points such as research design, population, sample, variables, instrument, data collection procedures, data analysis techniques and statistical procedures employed in this research.

A. Research Method And Design

The design of this research was quasi-experimental design with non-equivalent control group design. This design was exactly like the pre-test and post-test control group design except that there was no random assignment into group (Sugiyono, 2014: 79). The group of subject who received a treatment is the experimental group, while the control group who did not receive a treatment like in the experimental group. Therefore the researcher had two groups of the people as the sample, one is the control group and another is in the experimental group. Furthermore, they were chosen without random.

The design was follow:

Experimental group:	O_1	X	O_2
Controlled group:	O_3		O_4

Were:

- 01 = pre-test for experimental group
- 02 = post-test for experimental group
- 03 = pre-test for control group

04 = post-test for control group

X = Treatment

(Sugiono, 2014: 79)

B. Population And Sample

a. Population

Hamlon (2011: 9) stated that population is all of individual or unit of research respondent. Population of this research is all of the students in the second grade at SMK Mutiara Ilmu Makassar totally 179 students.

b. Sample

Gay (2016: 156) stated that sampling is the process of selecting the participant for the study. Where the technique sampling technique use in this research is purposive sampling. 20 people who have the lowest scores can be representatives for each class with the goal of seeing an increase the students' intensive speaking. The researcher choose 40 students as a sample, where students will be divided into two groups. 20 students are as an experimental group and 20 students are as a control group.

C. Research Variables

Variables are generally divided into two types in research, they are independent variables and dependent variables. According to Flannelly (2014: 162) research variables like cause and effect, where independent variables is presumed to have an effect on another variable (a dependent variable). while dependent variables is presumed effect.

There are two kinds of variables in this research, there are independent variable and dependent variable. Where Pictionary method as an independent variable and intensive speaking as a dependent variable.

D. *Research Instrument*

Instrument in research is one of important component, because we have to prepare our instrument before we conduct our research. Based on Wilkinson (2003:i) stated that research instrument is the abstract associate volume to the researcher's toolkit. Together they advance a superb practical introduction to conducting the research.

This research perform the procedure of collecting data is using test. Test is a technique that researcher uses to evaluate students' knowledge and students' intensive speaking. This test will be applied in the pre and post test. The goal of this test is to measure whether the method effective to improve students' intensive speaking.

E. *Data Collection Procedures*

The researcher will be conduct three kinds of data collections, they are pre-test, giving a treatment and the last is post-test.

1. Pre-test

The researcher conducted pre-test in experimental class and control class for the first meeting by using speaking test to find out the students' speaking ability before giving a treatment. In this pre-test the researcher gave the students some topic and then students expressed thier idea in speaking.

2. Treatment

The next step was the treatment. For the treatment, the researcher taught the students for six meetings. Teaching and learning processes were as follows:

The first treatment, the researcher came in their class with some steps as the following:

- a. The researcher explained about intensive speaking and points of intensive speaking.
- b. The researcher explain about Pictionary method and the use of this method.

The second treatment, the researcher came in their class with some steps as the following:

- a. Evaluation of previous meeting.
- b. The researcher explained about how to using “TO BE (Is and Are)” in sentence.
- c. The researcher gave some example to show the sentences which using “to be is and are”
- d. The researcher gave some picture to students and ask them to describe the picture with using a correct grammar.

The thirth treatment, the researcher came in their class with some steps as the following:

- a. Evaluation of previous meeting.
- b. The researcher explained about the “article (the, a, an)”

- c. The researcher gave example about how to using “article (the, a, an) in sentence.
- d. The researcher asked the students to practice one by one by using a picture.

The fourth treatment, the researcher came in their class with some steps as the following:

- a. Evaluation of previous meeting.
- b. The researcher explained about “singular and plural”
- c. The researcher gave examples of singular and plural in a sentence.
- d. The researcchr gave a minutes to students to speaking practice by using a picture.

The fifth treatment, the researcher came in their class with some steps as the following:

- a. Evaluation of previous meeting.
- b. The researcher gave some vocabularies to the students and tough us how to pronounce that vocabulary.
- c. The researcher gave a minutes to the students to memories the vocabulary
- d. After that the researcher asked the students one by one about the vocabulary that have given before.

The sixth treatment, the researcher came in their class with some steps as the following:

- a. Evaluation of previous meeting.
- b. The researcher gave the students opportunity to ask about all of the material what they didn't understand yet.
- c. The researcher gave some pictures to the students and asked the students to describe the picture.

3. Post-test

Post-test was given after treatment that aimed to measure whether the use of Pictionary method was this have influence to students' intensive speaking. type of the post-test in this research was speaking test.

F. *Data Analysis Techniques*

The researcher shows the chronological steps in analyzing the data. Where the data in this research is analyzing thought technique of descriptive statistic and technique of inferential statistic.

1. Analyzing students' intensive speaking

To measure the students' intensive speaking, the researcher used the scoring system by Harris because this scoring system is accordance with the level of speaking test that to be assessed. The scoring system as follows:

a. Pronunciation

Score	Criteria
15.3-18.6	Pronunciation problem so severe as to make speech

	virtually unintelligible.
19-22.3	Very hard to understand because of pronunciation problems. Must frequently be asked to repeat.
22.6-26	Pronunciation problem necessitate concentrated listening and occasionally lead to misunderstanding.
26.3-29.6	Always intelligible, though one is conscious of a definite accent.
30-33.3	Has few traces of foreign accent.

b. Grammar

Score	Criteria
15.3-18.6	Errors in grammar and word order so severe as to make speech virtually unintelligible.
19-22.3	Grammar and word-order errors make comprehension difficult. Must often rephrase sentence and/or restrict himself to basic patterns.
22.6-26	Makes frequent errors of grammar and word order which occasionally obscure meaning.
26.3-29.6	Occasionally makes grammatical and/or word-order errors which do not, however, obscure meaning.

30-33.3	Makes few (if any) noticeable errors of grammar or word order.
---------	--

c. Fluency

Score	Criteria
15.3-18.6	Speech is very halting and fragmentary as to make conversation virtually impossible.
19-22.3	Usually hesitation often forced into silence by language limitation.
22.6-26	Speed and fluency are rather strongly affected by language problem.
26.3-29.6	Speed of speech seems to be slightly affected by language problem.
30-33.3	Speech as fluent and effortless as that of a native speaker.

(Harris, 1974: 84)

2. Data analysis technique and statistic procedures

a. Classifying the students score into levels using the following criteria

No	Classification	Score
1	Excellent	90-100

2	Very Good	79-89
3	Good	68-78
4	Fair	57-67
5	Poor	46-56

(Gusman , 2017: 31)

b. Mean score

Finding out the mean score of the students' answer by using formula as follow:

$$\bar{x} = \frac{\sum x}{N}$$

Where:

 \bar{x} = Mean Score

 $\sum x$ = The sum of all score (pre-test and pots-test)

 N = Number of cases

(Gay, 2016)

c. Finding out sum of speaking test in pre test and post test by applying

formula below:

$$SS = \sum x^2 - \frac{(\sum x)^2}{N}$$

Where:

 SS = Sum of square

 $\sum x$ = The sum of all score

 $\sum x^2$ = The sum Square of all score

N = Total number of students

(Gay, 2016)

- d. To know the significant difference between the score of the pre-test and post-test, The researcher calculated the value of the test by using the following formula:

$$t = \frac{\bar{X}^1 - \bar{X}^2}{\sqrt{\left(\frac{SS_1 + SS_2}{n_1 + n_2 - 2}\right) \left(\frac{1}{n_1} + \frac{1}{n_2}\right)}}$$

Where:

- t : Test of significance
 \bar{X}^1 : The mean score of experiment group
 \bar{X}^2 : Mean score of controlled group
 SS_1 : Sum of square experiment group
 SS_2 : Sum of square controlled group
 n_1 : Total number of experiment group
 n_2 : Total number of controlled group

(Gay, 2016)

After getting t-count value than the next steps was the test the hypothesis by comparing the value of t-test and t-table. Hypothesis testing applicable are:

- If the value t count > t-table, than H_1 is received a while H_0 is rejected
 - If the value of $t < t$ -table , then H_1 is rejected while H_0 is accepted
- e. The formula is to know the effectiveness of the Pictionary method in teaching intensive speaking

$$R(\theta_2, \theta_1) = \frac{Var \theta_1}{Var \theta_2}$$

Where:

R = Relative efficiency

θ_1 = Estimator 1

θ_2 = Estimator 2

Var θ_1 = Estimator variance 1

Var θ_2 = Estimator variance 2

If $R > 1$, it is relatively θ_2 efficient than θ_1 , whereas if $R < 1$, relative θ_1 is more effective than θ_2 .

(Hasan, 2010)



CHAPTER IV

FINDINGS AND DISCUSSION

This chapter generally presents the findings of the research which shows the description of the data and the discussion of the findings reveals argument and further interpretation of the findings. In this chapter, the researcher analyzed the data consisting of the result of the pre-test and post-test in both groups of classes, experimental class and controlled class.

A. Findings

1. The Result of the Students' Pre-test in the Experimental Class and the Controlled Class.

The following table (table 1) shows the distribution of frequency and percentage of the final score of the students' intensive speaking at the second grade of SMK Mutiara Ilmu Makassar in the pre-test in the experimental class and controlled class.

Table 1
The Distribution of Frequency and Percentage Score of The Experimental Class Score and Controlled Class in Pre-test

No.	Classification	Score	Experimental class		Controlled class	
			F	P	F	P
1.	Excellent	90 – 100	0	0 %	0	0 %
2.	Very Good	79 – 89	0	0 %	0	0 %
3.	Good	68 – 78	0	0 %	0	0 %
4.	Fair	57 – 67	15	75 %	15	75 %
5.	Poor	46 – 56	5	25%	5	25%
Total			20	100 %	20	100%

Table 1 shows that there is no difference percentage between the experimental class and the controlled class. Where the scores distribution of both

classes are in two aspects of classification, namely fair and poor classification. The highest percentage value is fair classification in the experimental class and controlled class. The researcher examines the grade difference between the experimental class and the controlled class. The researcher tests the difference score between the experimental class and the controlled class. The result of the test shows that the students' knowledge in intensive speaking have the same level. Therefore, different treatments can be done between the two classes.

The following table (table 2) shows the distribution of frequency and percentage of the final score of the students' intensive speaking at the second sgrade of SMK Mutiara Ilmu Makassar in the pre-test in the experimental class and controlled class.

Table 2
The Distribution of Frequency and Percentage of
The Experimental Class Score and Controlled Class in Post-test

No.	Classification	Score	Experimental class		Controlled class	
			F	P	F	P
1.	Excellent	90 – 100	0	0 %	0	0 %
2.	Very Good	79 – 89	6	30%	2	10%
3.	Good	68 – 78	11	55%	9	45%
4.	Fair	57 – 67	3	15%	9	45%
5.	Poor	46 – 56	0	0%	0	0%
Total			20	100 %	20	100%

Table 2 shows that, there is an increase in students' intensive speaking . that can be seen from the spread of data. Where both of the scores distribution of experimental class and controlled class are in three aspects of classification such as very good, good and fair but the difference of the data lies in the number of frequencies. Where, percentage of very good and good in experimental class is

higher than in the controlled class. The highest percentage value in the experimental class and controlled class is in the good classification. Whereas the highest percentage value of the experimental class and controlled class is in the fair classification.

After calculating the result of the students score, the mean score and standard deviation of both classes can be presented in the following table.

Table 3
The Mean Score and Standard Deviation of the Experimental Class and the Controlled Class in Post-test

Class	Mean Score	Standard Deviation
Experimental	73.9	7.7
Controlled	68.9	7.6

Table 3 shows that the students's mean score gap between the experimental class and the controlled class is 5. whereas the gap of the standard deviation between both of class is 0.1.

The significant score between the experimental and the controlled class can be known by using the t-test. The result of the t-test can be seen in the table 4 as follows:

Table 4
Distribution the Value of the T-test and T-table in the Post-test

Variable	t-test value	t-table value
Post-test	5.747	2.021

The table above shows that the t-test value was greater than the t-table. The result of the test shows that there is significant difference between the t-table and t-test. The t-table was smaller than the t-test.

The result of the t-test statistical analysis shows that there was significant difference between the experimental class who got treatment by using Pictionary technique with the controlled class who did not got treatment by Pictionary technique. (see the appendix A-F)



2. Effectiveness Test

To find out more about whether it is effective or not, a test of effectiveness was done as follows:

$$R(\theta_2, \theta_1) = \frac{\text{Var } \theta_1}{\text{Var } \theta_2}$$

$$R(\theta_2, \theta_1) = \frac{14.44}{59.29}$$

$$R(\theta_2, \theta_1) = 0.24$$

If $R < 1$, relatively θ_2 is more efficient than θ_1 , whereas if $R > 1$, relatively θ_1 is more efficient than θ_2 . The value of R is 0.24 ($R < 1$), so that it can be said θ_1 (Pictionary Technique) is more efficient than θ_2 (conventional method).

B. Discussion

The aim of this research was to examine whether the Pictionary technique is effective in teaching intensive speaking or not. The researcher used the speaking test to see it.

The result of this research indicated that using the Pictionary technique is effective in teaching intensive speaking. Where students' scores in the experimental class were higher than the control class. Besides, the effectiveness of the treatment was known by analyzing the result of the effectiveness test. Where, the result of the test is 0.24 ($R < 1$). It means that the Pictionary technique is effective in teaching intensive speaking at the second grade of SMK Mutiara Ilmu Makassar.

According to the result of this research, the application of the Pictionary technique makes the students more comfortable and confident in producing sentences and also

more conducive and interesting in study. This is relevant to the statement of Bailey (2005) that pictures can promote creative and critical thinking and can be used in many ways by different teachers for various lessons. Besides, Krčelić (2015: 111) stated that using visuals encourages students to use their imagination, as the same picture can be interpreted in many ways. Visuals give an insight into the world and help students think outside the box.

In addition, using picture in teaching speaking helped the students to describe the object easily. Related with Zainatuddar (2015: 453) stated that Picture series technique was seen to increase the students' enthusiasm in learning speaking, so they improved their speaking ability more easily. Visual aids (ex:picture) can help in speaking activities and learners will share their ideas and inspirations. The students have an opportunity to speak in order to develop their speaking skills (Macwan, 2015).

Although many students said that learning to speak is a difficult subject and boring lesson but in this era, the teachers already have many teaching strategies that can make students not get bored in learning. As Ulfa (2016: 15) said that to day, teaching speaking is not difficult anymore when the motivation and eagerness to produce spoken English language is highly encouraged. Like Richards (2002: 201) stated that a large percentage of the world's language learners study English in order to develop proficiency in speaking. Due to the need of developing the proficiency of oneself, speaking should be given in a very simple way. This simple way is reflected by the way how the lecturers teach their students.

Basically, Pictionary technique is not only used in teaching speaking however, this method is also used in teaching the other subject for example teaching vocabulary. This is related with Akrimah (2017: 20) stated that Pictionary technique is one of fun technique which can be used by the teacher to make the students interested in learning English vocabulary. This method is considered as a suitable technique to be implemented in the classroom for teaching vocabulary, especially in reviewing vocabularies which are studied by the students, since the teacher allows the students to be active participants in recalling English vocabulary by describing the vocabulary through their own drawings. From the explanation above the researcher found one conclusion that this technique will be a suitable for the students who like to draw.

According to the result of this research, teaching students through a picture make the students easy and enjoyable in learning, it is not related with Triandini (2017: 15) found that one of the weakness of Pictionary is the students who becomes an artist cannot draw will be difficult. It will make the team of the artist cannot or difficult guess the picture because one of the rule of using Pictionary is students are divided into teams and each of the team should choose one person as the person who draws on the whiteboard called artist. Each of the members takes a turn to be an artist and will guess the picture that was drawn by the artist. Based on this problem, therefore the researcher did not ask the students to draw but the picture was prepared by the researcher. Although Pictionary technique has a weakness, however this method has many advantages than disadvantages (Triandini, 2017).

There are three aspects that have been assessed in this research namely, pronunciation, fluency and grammar. These three aspects are aspects that need attention in speaking and learning how to use them functionally and socially. This statement related with Harris (1996 :81) stated that there are several components are generally recognized in measured the speaking process they are, pronunciation, grammar, vocabulary and fluency. This statement also related with Bahar (2014) who stated that learning grammar, vocabulary, pronunciation and learning how to used this aspects functionally and socially are the components that must be achieve by the students in learning a foreign language.

In the last treatment, since the reseracher finish the materials, the researcher told the students that they would use Pictionary to review and practice the material that they have learnt beforehand. Where using Pictionary in the learning process was believed to make students more interested. This statement is supported by Kim (1995) who stated that games are a welcome break from the usual routine of the language class. Thus, when the students heard the mention of Pictionary, the students suddenly became attracted. The students looked eager and anticipated what kind of game they were about to play.

Additionally, using picture in teaching process was motivate the students to speak. this statement supported by Bailey (2005) who stated that using picture in teaching speaking can provide the motivation for talking. Like Harmer (1991) stated that students' progress in speaking a foreign language depends on motivation. In this research concluded that pictionary improved students' motivation to engage actively in practicing their speaking.

BAB V

CONCLUSION AND SUGGESTION

This chapter presents the conclusion as well as suggestion related to this research. Suggestion and conclusion were taken based on findings in this research.

A. *Conclusion*

Based on the result data analysis, research finding and discussion in the previous chapter, the researcher concluded that:

Using pictorial technique in teaching intensive speaking is effective. It can be seen from students' score enhancement. Before implemented the pictorial technique, the students' speaking was poor but after implemented pictorial technique, students' intensive speaking was increase.

The data analysis there was significant improvement. Where the mean score of students increase from 59,5 (fair) become 73,9 (good). The test value was 5.747 and the t-table was (2.021), it means that H_1 was accepted explaining that Pictorial Method was effective. in addition the effectiveness test reinforce the hypothesis above. The results of the effectiveness test are 0.24 ($R < 1$). it shows that Pictorial is an effective technique for improving students' intensive speaking at the Second Grade of SMK Mutiara Ilmu Makassar and the null hypotheses (H_0) was rejected.

There were some points that Pictorial was effective in teaching intensive speaking. First, the picture can promote creative and critical thinking of students. Second, using picture in teaching speaking helped the students to describe the

object easily. Third, using picture in teaching improve students motivation to speak.

Although the result of this research refer to a significant difference between controlled class and experimental class, but the students' score both of controlled class and experimental class in the post test almost same. Where the students' score running in the same level (very good, good and fair). It indicates the limites during the treatment process. Therefore, considering the lack of this research, the researcher needs to be well prepared in applying the treatment.

B. *Suggestions*

Referring the conclusion above, the researcher puts forward some suggestion. They are follows:

1. Suggestion for Teachers

In teaching or learning activity, especially in speaking, teachers suggested to be creative. Because to make students confident and interest in learning process is one of responsibility as a teacher. Therefore, since pictionary method is affective in teaching speaking, english teacher could teaching speaking using Pictionary method. Using this method could help the students to speak easily.

2. Suggestion for the next researcher

Pictionary method is proven effective to improve the students' intensive speaking, so it is suggested for further researcher to find out the significance of Pictionary method in other English skills elements of language skill. Besides, the researcher expected the finding of the research will be an additinal resource for the empirical evidence for the existence theory.

BIBLIOGRAPHY

- Abubakar, Muhammad Saddam. 2015. *Improving The Second Year Students' Speaking Ability Through Project Based Learning (Pbl) At Mtsn Model Makassar*. Volume I, Number 02. English Education Department Of Uin Alauddin Makassar.
- Abuhasyim, Arizandi. 2017. *"Outdoor Learning Activities on the Second Year Students' Reading Comprehension of English Education Department, UIN Alauddin Makassar"*.
- Achidah, Sufiarif'ul. 2014. *Pictionary Game as a Technique to Facilitate Students' Understanding on Common Noun*. Walisongo Repository.
- Akrima, Rilly Yaumil. 2017. *Teaching Vocabulary Through Pictionary Game to First Grade Students of Smpn 1 Way Tuba*. Universitas Lampung.
- Alonso, Segura and Rocio. 2012. *The Importance Of Teaching Listening And Speaking Skills*. Universitas Complytensis Matretensis.
- Ananda, Elsa. 2017. *Improving Students' Speaking Performance By Using Talking Stick Method*. Universitas Tanjung Pura.
- Bahar, Kaharuddin. 2014. *The Communicative Competence-Based English Language Teaching*. Trust Media.
- Bailey, K. M. 2005. *Practical English Language Teaching: Speaking*. New York: McGraw Hill.
- Brown, Douglas. 2003. *Language Assesment Principle and Classroom Practice Logman*.
- Channey, A. L. & Burk.T.L. 1998. *Teaching Oral Communication in Grades K.8*. Boston..
- Deliana. 2007. *The influence of the ability in mastering dialogue on the achievement in learning English*. Thesis. Surabaya: UNS.
- Malone, Donna. 2017. *Classroom Boredom Busters*, Colorado: Outskirt Press Inc.
- Erni. 2017. *Improving Students' English Vocabulary Mastery Through Pictionary Game of SD Negeri 05 Pontianak Timur*.
- Flannelly, Kevin J. And Katherine R. B. Jankowski. 2014. *Independent, Dependent, and Other Variables In healthcare and Chaplaincy Research*. Journal of Health care chaplaincy and The Center of Psychosocial Research. Massapeque, New York. USA
- Gay, Lorraine and Geoffrey E. Mills. 2003. *Educational Research Competencies for Analisis and Applications*.

- Gay, Lorraine and Geoffrey E. Mills. 2016. *Educational Research Competencies for Analysis and Applications*.
- Guralnik, David. 1994. *Webster New World dictionary of The American Language*. New York
- Gusman. 2017. *The Effectiveness of Gesture toward the Vocabulary Mastery of the Second Year Students of Junior High School at SMPN 18 Makassar*.
- Hanlon, Bret and Bret Larget. 2011. *Sample and Population*. Departement of Statistics University of Wisconsin-Madison.
- Harris, David. 1974. *Testing English as a Second Language*. New York. MC. Graw Hill.
- Hasan, M. Iqbal. 2010. *Pokok-pokok Materi Statistik 2 (statistic inferensif)* (Cet. VI, Jakarta: PT Bumi Aksara.
- Heaton, J.B. 1988. *Writing English as a Second Language*. Ney York. MC. Graw Hill.
- Hinebaugh, J. P. 2009. *A Board Game Education*. Lanham: R&L Education
- Irjizah, Al. 2014. *The Effectiveness Using Personal Experience as a Source of Materials in Teaching Student's Speaking at the Eight Grade Students of MTsN Model Makassar*.
- Kasmi. 2017. *Implementing Picture Dictation In Improving Speaking Ability Of The Second Year Students At Ma Pesantren Guppi Samata*. Volume 3, Number 02. Universitas Islam Negeri Alauddin Makassar
- Khaidar, Amirotul. 2017. *Comparative Study of Students' Vocabulary Achievement Thought by Pictionary Game and Crossword Puzzle at the Second Grade of SMPN 01 Kalirejo*. Universitas Lampung. Bandar Lampung.
- Kim, L. S. 1995. *Creative Games for the Language Class*. *Forum*, Vol. 33, No. 1.
- Krcelic, Petra. 2015. *A Picture And A Thousand Words: Visual Tools In Elt*. University of Applied Sciences Baltazar Zapresic/Department of Foreign Languages, Zapresic, Croatia.
- Linse. 2005. *Teaching Language to Young Learners*. Cambridge: Cambridge University Press.
- Lynch, Tony and Kenneth Anderson. 2012. *English Language Teaching Centre*. University of Edinburgh
- Macwan, H.J. 2015. *Using Visual Aids as Authentic Material in ESL Classrooms*. *Research Journal of English Language*.
- Noor, etc. 2012. *Teaching English Speaking Fluently by Using Drama*.
- Prasetya, Jaya. 2015. *Research Design*.

- Preszler, June. 2006. *On Target: Strategies to Build Student Vocabularies* :Black Hills Special Services Cooperative (BHSSC)1925 Plaza Boulevard, Rapid City.
- Rahayu, Resana. 2017. *Improving Students' Speaking Ability by Using Information GAP Activities*. State Islamic Institut Surakarta.
- Rahman. (1995). *Increasing the Students' Speaking Interest in Studying Speaking through Oral Communicative Activities*.
- Rahmawati, Yenni and Ertin. 2014. *Developing Assessment For Speaking*. Syarif Hidayatullah State Islamic University of Jakarta.
- Richards, J.C. and Renandya, W. A. 2002. *Methology in Language Teaching: An Anthology of Current Practice*. Cambridge: Cambridge University Press.
- Rusdi,Siti Yudiarti Fajriah. 2015. *Improving The Students Speaking Ability By Using Thematic Materials (A Classroom Action Research To The First Year Students Of Mtsn. Model Makassar)*. Volume I, Number 02.English Education Department of UIN Alauddin Makassar.
- Sabio, Rafael. 2008. *Speaking and Listening Assessment*.
- Suparman. 2017. *The Effectiveness of the English Conversation to Improve Students' Speaking Skill*.
- Triandini, Yuni. 2017. *The Effect of Pictionary Game on Students' Vocabulary Retention*. Department of english education Faculty of educational sciences State islamic university syarif hidayatullah Jakarta.
- Ulfa, Siti Mariah. 2016. *Lecturers' Strategies in Teaching Speaking in Intensive Course (IC) Class*.
- Wahidin, Wawan. 2017. *The Influence Of Using Pictionary Game On Improving Students' Achievement In Learning English Vocabulary At The Seventh Grade Students Of Smpn 1 Dawuan Majalengka*. SyekhNurjati State Islamic Institute Cirebon.
- Wilkinson, David and Peter Birbingham. 2003. *Using Research Instrument a Guide for Researchers*. Routledge Falmer taylor and Francis e-library.
- Wright, Andrew. 1992. *Pictures for Language Learning*. Cambridge University Press.
- Zainatuddar. 2015. *Teaching Speaking in English by Using the Picture Series Technique*. Syiah Kuala University, Banda Aceh.



APPENDICES

UNIVERSITAS ISLAM NEGERI
ALAUDDIN
M A K A S S A R

APPENDIX A

**The Row Score of the Students' Pre-test and Post-test
in Experimental Class**

No.	Respondents	Pre-test		Post-test	
		Score (X)	X_1^2	Score (X)	X_1^2
1	Annisa Eka Jayanti	63	3969	75	5625
2	Bambang	64	4096	83	6889
3	Diaz wardana	62	3844	77	5929
4	Irmawati	55	3025	60	3720
5	M.AliefMaulana Hasan	61	3721	82	6724
6	Moch. Farhan Juliansyah	62	3844	73	5329
7	Muh. Al Rijal Muayyad	63	3969	78	6084
8	Muh. Fahriansyah	62	3844	70	4900
9	Muh. Agung	63	3969	72	5184
10	Muh. Alam	60	3600	70	4900
11	Muh. Ilham	64	4096	82	6724
12	Nugriyanti	62	3844	68	4624
13	Nur Azisah	57	3249	70	4900
14	Nur Indrawati	57	3249	73	5329
15	Nur Intan	56	3136	67	4489
16	Nuraeni	55	3025	60	3720
17	Nurul Islah	53	2809	77	5929
18	Renaldi	52	2704	82	6724
19	Selvi Oktavia	62	3844	80	6400
20	Syarmila	58	3364	80	6400
Total		1191	71201	1479	110523

APPENDIX B

**The Row Score of the Students' Pre-test and Post-test
in Controlled Class**

No.	Respondents	Pre-test		Post-test	
		Score (X)	X_1^2	Score (X)	X_1^2
1	Al- azhar Ramadhan	59	3481	57	3249
2	Alfian	59	3481	61	3721
3	Annisa Rahayuningtyas	60	3600	72	5184
4	Dwi Utami Puji Astuti	67	4489	73	5329
5	Fatma Sahra	57	3249	70	4900
6	Firda Mutmainna	65	4225	80	6400
7	Gunawan Ardiansyah	57	3249	73	5329
8	Jusnanda	55	3025	60	3600
9	Laode muh. Ihram	56	3136	60	3600
10	Muh. Ikram hidayat	58	3364	60	3600
11	Mesi sirra	56	3136	75	5625
12	Muhammad Farhan	57	3249	75	5625
13	Mutmainna buhe	62	3844	78	6084
14	Norasiah	55	3025	70	4900
15	Putra Anugrah	60	3600	65	4225
16	Putri Aulia	66	4356	82	6724
17	Rama Permana	61	3721	64	4096
18	Riza Zilzul	55	3025	62	3844
19	Trisna Jaya	63	3969	65	4225
20	Yunita Stevelin	65	4225	77	5929
Total		1193	71449	1379	96189

APPENDIX C

The Mean Score of Experimental Class and Controlled Class

A. Experimental Class

1. Pre-test

$$\bar{X}_1 = \frac{\Sigma X}{N}$$

$$\bar{X}_1 = \frac{1191}{20}$$

$$\bar{X}_1 = 59,5$$

2. Post-test

$$\bar{X}_1 = \frac{\Sigma X}{N}$$

$$\bar{X}_1 = \frac{1479}{20}$$

$$\bar{X}_1 = 73,9$$

B. Controlled Class

1. Pre-test

$$\bar{X}_2 = \frac{\Sigma X}{N}$$

$$\bar{X}_2 = \frac{1193}{20}$$


$$\bar{X}_2 = 59,6$$

2. Post-test

$$\bar{X}_2 = \frac{\Sigma X}{N}$$

$$\bar{X}_2 = \frac{1379}{20}$$

$$\bar{X}_2 = 68,9$$



APPENDIX D

Standard Deviation of Experimental Class and Controlled Class

A. Experimental Class

1. Pre-test

$$SD = \sqrt{\frac{SS_1}{n-1}}$$

$$\text{Where: } SS_1 = \sum X_1^2 - \frac{(\sum X)^2}{n}$$

$$SS_1 = 71201 - \frac{(1191)^2}{20}$$

$$SS_1 = 71201 - \frac{1418481}{20}$$

$$SS_1 = 71201 - 70924$$

$$SS_1 = 277$$

$$SD = \sqrt{\frac{277}{20-1}}$$

$$SD = \sqrt{\frac{277}{19}}$$

$$SD = \sqrt{\frac{277}{19}}$$

$$SD = \sqrt{14,5}$$

2. Post-test

$$SD = \sqrt{\frac{SS_1}{n-1}}$$

$$\text{Where: } SS_1 = \sum X_1^2 - \frac{(\sum X)^2}{n}$$

$$SS_1 = 110523 - \frac{(1479)^2}{20}$$

$$SS_1 = 110523 - \frac{2187441}{20}$$

$$SS_1 = 110523 - 109372$$

$$SS_1 = 1151$$

$$SD = \sqrt{\frac{1151}{20-1}}$$

$$SD = \sqrt{\frac{1151}{19}}$$

$$SD = \sqrt{\frac{1151}{19}}$$

$$SD = \sqrt{60,5}$$

$$SD = 3.8$$

$$SD = 7.7$$

B. Controlled Class

1. Pre-test

$$SD = \sqrt{\frac{SS_2}{n-1}}$$

$$\text{Where: } SS_2 = \sum X_1^2 - \frac{(\sum X)^2}{n}$$

$$SS_2 = 71449 - \frac{(1193)^2}{20}$$

$$SS_2 = 71449 - \frac{1423249}{20}$$

$$SS_2 = 71449 - 71162$$

$$SS_2 = 287$$

$$SD = \sqrt{\frac{SS_2}{n-1}}$$

$$SD = \sqrt{\frac{287}{20-1}}$$

$$SD = \sqrt{\frac{287}{19}}$$

$$SD = \sqrt{15.1}$$

$$SD = 3.8$$

2. Post-test

$$SD = \sqrt{\frac{SS_2}{n-1}}$$

$$\text{Where: } SS_2 = \sum X_1^2 - \frac{(\sum X)^2}{n}$$

$$SS_2 = 96189 - \frac{(1379)^2}{20}$$

$$SS_2 = 96189 - \frac{1901641}{20}$$

$$SS_2 = 96189 - 95082$$

$$SS_2 = 1107$$

$$SD = \sqrt{\frac{SS_2}{n-1}}$$

$$SD = \sqrt{\frac{1107}{20-1}}$$

$$SD = \sqrt{\frac{1107}{19}}$$

$$SD = \sqrt{58.2}$$

$$SD = 7.6$$

APPENDIX E

Effectiveness Test

1. Variance

Variance in experimental class ($Var\theta_1$)

$$S^2 = 3.8^2$$

$$= 14.44$$

Variance in controlled class ($Var\theta_2$)

$$S^2 = 7.7^2$$

$$= 59.29$$

2. Effectiveness Test

$$R(\theta_2, \theta_1) = \frac{Var\theta_1}{Var\theta_2}$$

$$R(\theta_2, \theta_1) = \frac{14.44}{59.29}$$

$$R(\theta_2, \theta_1) = 0.24$$

If $\bar{R} > 1$, relatively θ_2 is efficient than θ_1 , whereas if $\bar{R} < 1$, relatively θ_1 is more efficient than θ_2 . The value of R is 0.24 ($\bar{R} < 1$), so that it can be said θ_1 (Pictionary Method) is more efficient than θ_2 (conventional method).

APPENDIX F

The Significance Different

$$\bar{X}_1 = 73.9 \quad SS_1 = 1151$$

$$\bar{X}_2 = 68.9 \quad SS_2 = 1107$$

1. t-Test

$$t = \frac{\bar{X}_1 - \bar{X}_2}{\sqrt{\left(\frac{SS_1 + SS_2}{n_1 + n_2 - 2} \right) \left(\frac{1}{n_1} + \frac{1}{n_2} \right)}}$$

$$t = \frac{73.9 - 68.9}{\sqrt{\left(\frac{1151 + 1107}{20 + 20 - 2} \right) \left(\frac{1}{20} + \frac{1}{20} \right)}}$$

$$t = \frac{5}{\sqrt{\left(\frac{2258}{38} \right) \left(\frac{2}{20} \right)}}$$

$$t = \frac{5}{\sqrt{(59.4)(0.1)}}$$

$$t = \frac{5}{\sqrt{0.77}}$$

$$t = \frac{5}{0.87}$$

$$t_{\text{Hitung}} = 5.747$$

UNIVERSITAS ISLAM NEGERI

ALAUDDIN

MAKASSAR

2. t-Table

For level of significance (α) = 0.05

Degree of freedom (df) = $(N_1 + N_2) - 2 = (20 + 20) - 2 = 38$

t – Table = 2.021



APPENDIX G

Distribution of t –Table

Df	Level of Significance for two-tailed test					
	0.5	0.2	0.1	0.05	0.02	0.01
	Level of Significance for one-tailed test					
	0.25	0.1	0	0.025	0.01	0.005
1	1.000	3.078	6.314	12.706	31.821	63.657
2	0.816	1.886	2.920	4.303	6.965	9.926
3	0.765	1.638	2.353	3.183	4.541	5.841
4	0.741	1.533	2.132	2.776	3.747	4.604
5	0.727	1.476	2.015	2.571	3.365	4.032
6	0.718	1.440	1.943	2.447	2.143	3.707
7	0.711	1.451	1.895	2.365	2.998	3.499
8	0.706	1.397	1.860	2.306	2.896	3.355
9	0.703	1.383	1.833	2.262	2.821	3.250
10	0.700	1.372	1.812	2.226	2.764	3.169
11	0.697	1.363	1.769	2.201	2.718	3.106
12	0.695	1.356	1.782	2.179	2.681	3.055
13	0.694	1.350	1.771	2.160	2.650	3.120
14	0.692	1.345	1.761	2.143	2.624	2.977
15	0.691	1.341	1.753	2.331	2.604	2.947
16	0.690	1.337	1.746	2.120	2.583	2.921
17	0.689	1.333	1.740	2.110	2.567	2.898
18	0.688	1.330	1.734	2.101	2.552	2.878
19	0.688	1.328	1.729	2.093	2.539	2.861
20	0.687	1.325	1.725	2.086	2.528	2.845
21	0.686	1.323	1.721	2.080	2.518	2.831
22	0.686	1.321	1.717	2.074	2.505	2.819
23	0.685	1.319	1.714	2.690	2.500	2.807
24	0.685	1.318	1.711	2.640	2.492	2.797
25	0.684	1.316	1.708	2.060	2.485	2.787
26	0.684	1.315	1.706	2.056	2.479	2.779
27	0.684	1.314	1.703	2.052	2.473	2.771
28	0.683	1.313	1.701	2.048	2.467	2.763
29	0.683	1.311	1.699	2.045	2.462	2.756
30	0.683	1.310	1.697	2.042	2.457	2.750
40	0.681	1.303	1.684	2.021	2.423	2.704
60	0.679	1.296	1.671	2.000	2.390	2.660
120	0.677	1.289	1.658	2.890	2.358	2.617
	0.674	1.282	1.645	1.960	2.326	2.576

APPENDIX H
RESEARCH INSTRUMENT

(Pre-Test)

Researcher : Nurul Magfirah
 Reg. Number : 20400115039
 Judul Penelitian : The Effect of Pictionary Technique Upon the Students' Intensive Speaking Skills at SMK Mutiara Ilmu Makassar
 Department : English Education
 University : State Islamic University of Alauddin Makassar
 Rater : Rahmat Raeh Wahyudi, S.Pd
 Test Instructions :

1. Students will be explain someting based on the topic (noun)
2. Students are given a minutes to speak

Assessment Format

No.	Name	Pronunciation	Fluency	Grammar	Average
1					
2					
3					
4					
5					
6					
7					
8					
9					
10					
11					
12					
13					
14					
15					


16					
17					
18					
19					
20					

Gowa,

2019

Rater,

Rahmat Raeh Wahyudi, S.Pd



(Post-Test)

Researcher : Nurul Magfirah
 Reg. Number : 20400115039
 Judul Penelitian : The Effect of Pictionary Technique Upon the Students' Intensive Speaking Skills at SMK Mutiara Ilmu Makassar
 Department : English Education
 University : State Islamic University of Alauddin Makassar
 Rater : Rahmat Raeh Wahyudi, S.Pd
 Test Instructions :

1. Students are given some pictures about "Library"
2. Students will explain or describe the picture
3. Students are given a minutes to speak

Assessment Format

No.	Name	Pronunciation	Fluency	Grammar	Average
1					
2					
3					
4					
5					
6					
7					
8					
9					
10					
11					
12					
13					
14					
15					
16					

17					
18					
19					
20					

Gowa,

2019

Rater,



Rahmat Raeh Wahyudi, S.Pd

UNIVERSITAS ISLAM NEGERI
ALAUDDIN
M A K A S S A R

APPENDIX I
LESSON PLANS

Subjek : English

Grade : XI

Skill : Speaking

I. FIRST MEETING

Standar Competence : Students able to communication in English

Basic Competence : Understanding about definition of Speaking

Indicators:

1. Teaching the students about definition of speaking
2. Teaching the students about definition of intensive speaking
3. Teaching about Pictionary

Objectives:

1. Students are understand about definition of speaking
2. Students are understand about definition of intensive speaking
3. Students are know about Pictionary

Teaching Learning Activities:

- a. The researcher explains about intensive speaking and points of intensive speaking.
- b. The researcher explains about Pictionary technique and the use of this technique.

II. SECOND MEETING

Standar Competence : Students are able to communication in English

Basic Competence : Understanding about how to using TO BE(is and are) while speaking

Indicators:

1. Teaching the students definition of TO BE
2. Teaching the students how to using TO BE in sentence
3. Making some sentences which using TO BE(is and are)

Objectives:

1. The students understand about definition of TO BE
2. The students are able to using TO BE in sentence
3. The students are able make a sentence which using TO BE

Teaching learning activities:

- a. Evaluation of previous meeting.
- b. The researcher explained about how to using “TO BE (Is and Are)” in sentence.
- c. The researcher gave some example to show the sentences which using “to be is and are”
- d. The researcher gave some picture to students and ask them to describe the picture with using a correct grammar.

III. THIRD MEETING

Standar Competence : Students are able communication in English

Basic Competence : Understanding article a, an and the

Indicators:

- a. Explain about the article a, an and the
- b. Giving example how to using article a, an and the in sentence while speaking

Objectives:

- a. Students understand about the article a, an and the
- b. Students are able to using article a, an and the in sentence while speaking

Teaching learning Activities:

- a. Evaluation of previous meeting.
- b. The researcher explained about the “article (the, a, an)”
- c. The researcher gave example about how to using “article (the, a, an) in sentence.
- d. The researcher asked the students to practice one by one by using a picture.

IV. FOURTH MEETING

Standar competence : Students are able to communication in English

Basic competence : Understanding singular and plural

Indicators:

- a. Explained about “singular and plural”
- b. Giving example of singular and plural in a sentence.
- c. Giving a minutes to students to speaking practice by using a picture

Objectives:

- a. Students know about singular and plural
- b. Students are able make a example of singular and plural in sentence
- c. Students are able to speak or make a sentence about plural and singular

Teaching learning Activities:

- a. Evaluation of previous meeting.
- b. The researcher explained about “singular and plural”
- c. The researcher gave examples of singular and plural in a sentence.
- d. The researcehr gave a minutes to students to speaking practice by using a picture.

V. FIFTH MEETING

Standar Competence : Students are able to communication in English

Basic Competence : Memoriez some vocabularies

Indicators:

- a. Giving some vocabularies to the students and tough us how to pronounce that vocabulary.
- b. Giving a minutes to the students to memories the vocabulary
- c. Asked the students one by one about the vocabulary that have given before.

Objectives:

- a. Students are able to pronounce the vocabulary
- b. Students are able to memories the vocabulary

Teaching learning Activities:

- a. Evaluation of previous meeting.
- b. The researcher gave some vocabularies to the students and tough us how to pronounce that vocabulary.
- c. The researcher gave a minutes to the students to memories the vocabulary
- d. After that the researcher asked the students one by one about the vocabulary that have given before.

VI. SIXTH MEETING

Standar competence : Students are able to communication in English

Basic competence : Reapiting the material

Indicator:

- a. Giving the students opportunity to asked about all of the material what they didn't understand yet.

Objectives:

- a. Students are able to asked the teachers about the material that they didn,t understand yet

Teaching learning activities:

- a. Evaluation of previous meeting.
- b. The researcher gave the students opportunity to asked about all of the material what they didn't undesrtand yet.
- c. The researcher gave some pictures to the students and asked the students to describe the picture

APPENDIX J
DOCUMENTATION











CURRICULUM VITAE

Nurul Magfirah is the first and the last child of Baddu and Fatimah. She was born on 22 August 1996 in Cakke', Enrekang regency, Province of South Sulawesi. She began her study in TK Aisyah Buntu Batu and graduate in 2003. Then, she continued primary school at SDN 133 Pewa and graduate in 2009. Then, she continued her secondary school at MTs. Darul Falah Enrekang and graduate in 2012. After that, she still continued her Senior high school at SMA Darul Falah also and graduate in 2015. She continued her study as a student in collage at the Islamic State University of Alauddin Makassar.

In the Islamic State University of Alauddin Makassar, the researcher chooses the English Education Department, Tarbiyah and Teaching Science Faculty as her major. While active in the collage, the researcher also joined in extra and intra organization to develop and increase her knowledge and leadership. There is a board of New Generation Club Makassar 2017-2018.

UNIVERSITAS ISLAM NEGERI
ALAUDDIN
M A K A S S A R