


**DESIGNING AN INTERACTIVE ANDROID APPLICATION FOR  
FUTURE TENSE MATERIALS**



**A THESIS**

Submitted in Partial Fulfillment of the Requirements for the Degree of Sarjana  
Pendidikan (S.Pd) of English Education Department  
Tarbiyah and Teaching Science Faculty  
Alauddin State Islamic University  
of Makassar

By:

**MUCHAMMAD ICHWAN RH**

**Reg. Number: 20400114049**

**ENGLISH EDUCATION DEPARTMENT  
TARBIYAH AND TEACHING SCIENCE FACULTY  
ALAUDDIN STATE ISLAMIC UNIVERSITY OF MAKASSAR  
2019**

## PERNYATAAN KEASLIAN SKRIPSI

Mahasiswa yang bertanda tangan dibawah ini:

Nama : Muchammad Ichwan RH

Nim : 20400114049

Tempat/Tgl.Lahir : Pinrang, 03 Mei 1996


Jur/Prodi/Konsentrasi : Pendidikan Bahasa Inggris

Fakultas/Program : Tarbiyah dan Keguruan

Alamat : Polewali Mandar

Judul : *“Designing an Interactive Android Application  
for Future Tense Materials”*

Menyatakan dengan sesungguhnya dan penuh kesadaran bahwa skripsi ini benar adalah hasil karya sendiri. Jika dikemudian hari terbukti bahwa ia merupakan duplikat, tiruan, plagiat, atau dibuat oleh orang lain, sebagian atau seluruhnya, maka skripsi dan gelar yang diperoleh karenanya batal demi hukum.

UNIVERSITAS ISLAM NEGERI  
ALA UDDIN  
MAKASSAR  
Gowa, 2 November 2019  
Penyusun,  
  
MUCHAMMAD ICHWAN RH  
20400114049


#### PERSETUJUAN PEMBIMBING


Pembimbing penulisan skripsi saudara **Muchammad Ichwan RH**, NIM: 20400114049 mahasiswa Jurusan Pendidikan Bahasa Inggris pada Fakultas Tarbiyah dan Keguruan UIN Alauddin Makassar, setelah meneliti dan mengoreksi secara seksama skripsi yang bersangkutan dengan judul "*Designing an Interactive Android Application for Future Tense Materials*" memandang bahwa skripsi tersebut telah memenuhi syarat-syarat ilmiah dan dapat disetujui untuk diajukan ke sidang munaqasyah.

Gowa, 28 Oktober 2019

Pembimbing I

Pembimbing II

  
Prof. Dr. Muhammad Yaumi, M.Hum., M.A  
NIP. 19661231 200003 1 023

  
Dr. Sitti Nurpahmi, S.Pd., M.Pd  
NIP. 19740308 200901 2 003

**ALAUDDIN**  
M A K A S S A R

## PENGESAHAN SKRIPSI

Skripsi berjudul *"Designing An Interactive Android Application for Future Tense Materials"*, yang disusun oleh **Muchammad Ichwan RH**, NIM **20400114049**, mahasiswa Jurusan Pendidikan Bahasa Inggris Fakultas Tarbiyah dan Keguruan UIN Alauddin Makassar, telah diuji dan dipertahankan dalam sidang munaqasyah yang diselenggarakan pada hari Selasa, tanggal **12 November 2019 M.** bertepatan dengan tanggal **15 Rabiul Awal 1441 H.** dinyatakan telah dapat diterima sebagai salah satu syarat untuk memperoleh gelar Sarjana dalam Ilmu Pendidikan, Jurusan Pendidikan Bahasa Inggris dengan beberapa perbaikan.

Gowa, 14 November 2019 M.  
17 Rabiul Awal 1441 H.

### DEWAN PENGUJI: Nomor SK Munaqasyah: 3780 TAHUN 2019

Ketua Sidang	: Dr. M. Shabir U, M.Ag.	(.....)
Sekretaris Sidang	: Dr. Rappe, M.Pd.I.	(.....)
Penguji I	: Dra. Hj. St. Azisah, M.Ed.St., Ph.D.	(.....)
Penguji II	: Dr. Hj. Djuwariah Ahmad, M.Pd., M.TESOL	(.....)
Pembimbing I	: Prof. Dr. Muhammad Yaumi, M.Hum., M.A.	(.....)
Pembimbing II	: Dr. Sitti Nurpalmi, S.Pd., M.Pd.	(.....)

Diketahui oleh:  
Dekan Fakultas Tarbiyah dan Keguruan  
UIN Alauddin Makassar, &



Dr. H. A. Marjuni, S.Ag., M.Pd.I.  
NIP. 19781011 200501 1 005

## ACKNOWLEDGEMENTS

بِسْمِ اللَّهِ الرَّحْمَنِ الرَّحِيمِ

*In the name of Allah, the Most Gracious and the Most Merciful!*

Alhamdulillah rabbi'l'Alamin, the researcher would like to express his most profound gratitude to Allah S.W.T, for His blessing and mercies so that the researcher could start and finish writing this research report. Salam and Shalawat are delivered to our beloved prophet Muhammad SAW who has brought the human being from darkness into the lightness.

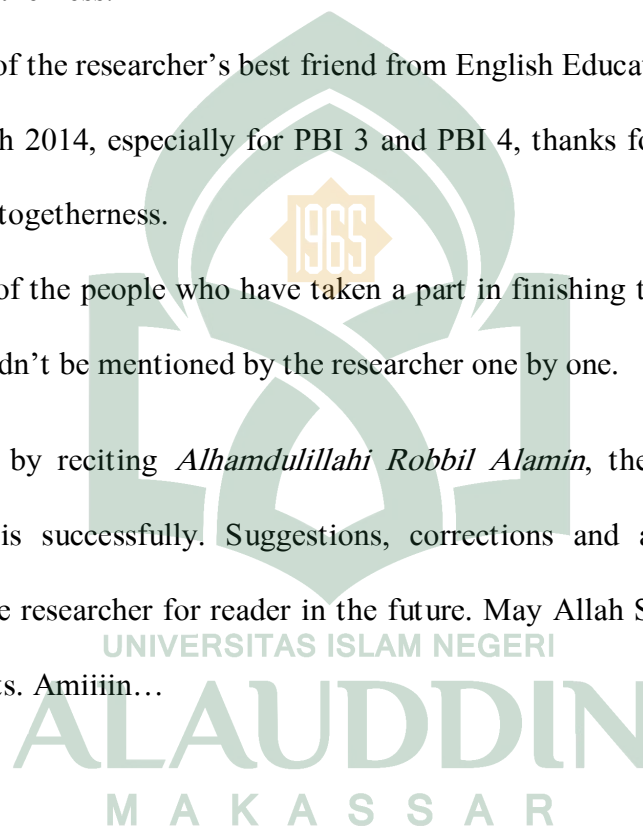
During the writing of this thesis, the researcher realizes that he received much assistance, suggestion and advice from the number person. Without the suggestion, advice and assistance of these people, this thesis would never have existed. Therefore, the researcher's deepest appreciation to his beloved parents, Pabelloi and Rusni Rasyid Pandu, who always give their unlimited affection, sacrifice, prayer, and support her in finishing this thesis. The researcher would also like to express his appreciation and sincere thanks to them especially to the following.

1. Prof. Hamdan Juhannis, M.A., Ph.D as the Rector of UIN Alauddin Makassar. Thanks for advice during the researcher studied at the university.
2. Dr. H. A. Marjuni, S.Ag., M.Pd.I., as the Dean of Tarbiyah and Teaching Science Faculty of UIN Alauddin Makassar. Thank you very much for advice and motivation during the researcher as student in UIN Alauddin Makassar.

3. Dra. Hj. St. Azisah, M.Ed.St., Ph.D. and Dr. Sitti Nurpahmi, S.Pd., M.Pd., as the Head and Secretary of English Education Department of Tarbiyah and Teaching Science Faculty of UIN Alauddin Makassar. Thanks for all of advice, guidance and motivation during the researcher as student in UIN Alauddin Makassar.
4. Dr. Muhammad Yaumi, M.Hum., M.A. and Dr. Sitti Nurpahmi, S.Pd., M.Pd., as the first and the second consultants, thank you so much for their valuable, advice and great suggestion during the writing of this thesis.
5. Nur Aliyah Nur, S.Pd.I., M.Pd and Muhammad Syahrudin Nawir, M.Hum for their corrections and suggestions to help the researcher during the writing process of this thesis.
6. Thank you so much to all of the lecturers of English Education Department, all of the staffs in Tarbiyah and Teaching Science Faculty, UIN Alauddin Makassar for their guidance, support and help during the process of this research.
7. Thanks to the “R & D TEAM”, M. Agus and Nurjannah for these several amazing months being the best partners in working together to finish this project.
8. Thanks to the students of English Education Department of State Islamic University of Alauddin Makassar, especially to class 3 and 4 as respondent of the research.

9. Thanks to all his friends, Fadilah Gessa, S.Pd., Nurfika Ariapatri, Ridwan, S.Pd., Hisbullah, S.Pd., Riyan Reinaldi, Muh. Fadly Hidayat, Muthaharah Basri, Nur Ayu Puspitha Sari Sukri, S.Pd., Sulfadli, S.Pd., Sulfahmi, and Zulfadli for everything that they gave to the researcher's life. Thanks for all of your suggestion, affection and togetherness.
10. All of the researcher's best friend from English Education Department batch 2014, especially for PBI 3 and PBI 4, thanks for the friendship and togetherness.
11. All of the people who have taken a part in finishing this thesis which couldn't be mentioned by the researcher one by one.

Finally, by reciting *Alhamdulillah Robbil Alamin*, the researcher can finish his thesis successfully. Suggestions, corrections and advice are very necessary to the researcher for reader in the future. May Allah SWT blesses our prays and efforts. Amiiin...



Gowa, 2 November 2019

The Researcher

**MUCHAMMAD ICHWAN RH**  
20400114049

## LIST OF CONTENTS

	Page
TITLE PAGE .....	i
PERNYATAAN KEASLIAN SKRIPSI .....	ii
PERSETUJUAN PEMBIMBING .....	iii
PENGESAHAN SKRIPSI .....	iv
ACKNOWLEDGMENTS .....	v
LIST OF CONTENTS .....	viii
LIST OF FIGURES .....	xi
LIST OF TABLES .....	xii
LIST OF APPENDICES .....	xiv
ABSTRACT .....	xv
CHAPTER I INTRODUCTION	
A. Background .....	1
B. Research problem .....	3
C. Research objective .....	3
D. Research significance .....	4
E. Research scope .....	4
F. Operational definition of term .....	4



## CHAPTER II REVIEW OF RELATED LITERATURE

A. Some Previous Related Research Findings .....	6
B. Some Pertinent Ideas	
1. English Learning materials .....	7
2. Material design .....	8
3. Android application .....	9
4. Learning media .....	10
5. Interactive media .....	13
6. Development model of learning media .....	15
7. Assessment criteria of learning media .....	16
C. Theoretical Framework .....	18

## CHAPTER III RESEARCH METHOD

A. Research Method .....	20
B. Development Model .....	20
C. Research Subject .....	22
D. Types of Data .....	23
E. Research Instrument .....	23
F. Data Collection Procedures .....	23
G. Evaluation .....	24
H. Data Analysis Technique .....	25

## CHAPTER IV FINDINGS AND DISCUSSIONS

A. Finding .....	28
B. Discussion .....	65

## CHAPTER V CONCLUSIONS AND SUGGESTIONS

A. Conclusion .....	69
B. Suggestion .....	70
<b>BIBLIOGRAPHY .....</b>	<b>71</b>
<b>APPENDICES .....</b>	<b>74</b>



## LIST OF FIGURES

	Page
FIGURE 2.1 Theoretical framework .....	18
FIGURE 3.1 Steps in designing product .....	21
FIGURE 4.1 application icon .....	41
FIGURE 4.2 homepage .....	42
FIGURE 4.3 material page .....	43
FIGURE 4.4 exercise page .....	44
FIGURE 4.5 scoring page .....	45
FIGURE 4.6 evaluation page .....	46
FIGURE 4.7 scoring page .....	47
FIGURE 4.8 credit page .....	48
FIGURE 4.9 application icon .....	54
FIGURE 4.10 home page .....	54
FIGURE 4.11 material page .....	55
FIGURE 4.12 exercise page .....	56
FIGURE 4.13 scoring page .....	57
FIGURE 4.14 evaluation page .....	58
FIGURE 4.15 scoring page .....	59
FIGURE 4.16 credit page .....	60

## LIST OF TABLES

	Page
TABLE 2.1 Interaction taxonomy .....	14
TABLE 3.1 Properness category .....	27
TABLE 4.1 The percentage of the students' basic information .....	29
TABLE 4.2 The percentage of the students' goals .....	30
TABLE 4.3 The percentage of the information about learning media .....	31
TABLE 4.4 The percentage of the Learner role .....	33
TABLE 4.5 The percentage of the students' need of interactive learning media .....	34
TABLE 4.6 The percentage of the students' need of materials of interactive learning media .....	36
TABLE 4.7 the percentage of the students' need of the physical of future tense interactive learning media .....	39
TABLE 4.8 the result of application contents based on expert assessment .....	49
TABLE 4.9 the result of scope of learning based on expert assessment .....	50
TABLE 4.10 the result of interface design based on expert assessment .....	51
TABLE 4.11 The result of Ease of use and navigation based on expert assessment .....	52
TABLE 4.12 The results of application content based on students' acceptability .....	61

<b>TABLE 4.13</b> The results of properness application based on the students’ acceptability .....	62
<b>TABLE 4.14</b> The results of Interface design based on students’ acceptability ..	63
<b>TABLE 4.15</b> The result of Ease of use and navigation based on students’ acceptability .....	64



## LIST OF APPENDICES

	page
APPENDIX 1 Need analysis questionnaire .....	75
APPENDIX 2 The Result of the Students' Need Analysis Questionnaire .....	78
APPENDIX 3 Validation questionnaires .....	84
APPENDIX 4 The result of the expert evaluation .....	88
APPENDIX 5 Students questionnaires .....	90
APPENDIX 6 The Result of the Students evaluation .....	93
APPENDIX 7 The Materials Design .....	95
APPENDIX 8 Exercise .....	102
APPENDIX 9 Evaluation .....	106
APPENDIX 10 Answer keys .....	117
APPENDIX 11 Documentation .....	118



## ABSTRACT

Name : Muchammad Ichwan RH  
Reg. Number : 20400114049  
Department : English Education  
Title : *Designing an Interactive Android Application for Future Tense Material*  
Consultant I : Prof. Dr. Muhammad Yaumi M.Hum., M.A.  
Consultant II : Dr. Sitti Nurpahmi S.Pd., M.Pd.

---

The use of technology has become an important part of the learning process in and out of the class. Technology has been used to both help and improve language learning. This research aimed at producing an interactive android application for future tense material. There were three steps that the researcher used to produce the interactive android application, they were to: (1) identify the students' need toward the design of an interactive android application for future tense materials; (2) design an interactive android application for future tense materials; (3) measure the students' acceptability of the interactive android application for future tense materials.

The research design used in this study was Research and Development (R&D). The development model was the CAI design from Hanafin and Peck model. It consists of need assessment, design, development and implementation, evaluation and revision. The subject of this research was the students of English Education Department batch 2017 class PBI 3.4 consisted of 45 students. There were three questionnaires used, they were need analysis questionnaire, expert evaluation questionnaire, and students' acceptability questionnaire. There were four aspects evaluated of the product: (1) content of cognition aspect, (2) scope of learning aspect, (3) interface design aspect, and (4) ease of the use and navigation aspect.

The result of this research was an interactive android application for future tense materials. The materials consisted of all aspects of future tense materials such as definition, form, function, and time signal. Besides, there were also exercises and evaluations to measure the students' understanding about the materials. Based on the expert evaluation, the interactive android application for future tense materials could be used as the learning media in learning tense for the students.

## CHAPTER I

### INTRODUCTION

#### A. Background

The development of technology affected various field now days, many fields used technology to increase the productivity, economy, and education itself. In education field, technology had proven its role in developing teaching activity and learning technology. Based on Yao-Ting Sung and Chang, Mobile devices such as laptops, personal digital assistants, and mobile phones have become a learning tool with great potential in both classrooms and outdoor learning.<sup>1</sup> There were two kinds of developing technology in education that are Education technology and learning technology. So that, Technology really needed to be used in developing education whether to use media or making an application in development.

Education development with technology made a new way to increase learning style. Particularly, In teaching English. According to Susikaran in Ahmadi, Basic changes have come in classes beside the teaching methods because chalk and talk teaching method is not sufficient to effectively teach english.<sup>2</sup> So that, teaching English needed other learning style, particularly in using technology in teaching activity. The researcher used technology to develop teaching activity. There were

---

<sup>1</sup> Yao-Ting Sung, Kuo-En Chang, The Effects of Integrating Mobile Devices with Teaching and Learning on Students' learning performance: A meta-analysis and research synthesis, *journal. Computer & Education* 94. 2016. pp. 252

<sup>2</sup> Ahmadi, The Use of Technology in English Language Learning: A Literature Review, *Journal. Vol. 3, No. 2. 2018. pp. 118*



a lot of way using technology in the class but the researcher designed an application to be used in the class as a media to develop teaching activity.

An application as a media in teaching activity required a designing and development in each aspects. According to Ahmadi, The application of multimedia makes use of print text, film, and internet to enhance learners' linguistic knowledge.<sup>3</sup> So that, application as a media in teaching activity was hoped giving a new ways to increase the students' understanding. A lot of problems appeared in the class was caused by conventional learning that made the students boring in the class. So that, teaching English needed a way to increase learning activity which technology in application was one of the way that the researcher chose to apply in the class because majority of students used a smartphone in daily life whether in communication, learning, or gaming.

The researcher realized that there were some weaknesses in this way, but it could be minimized by designing this application to be attractive for students and then the topic that was discussed in the application which were about the tenses (The present tense, past tense, future tense).

According to the advantages of application technology now days, teaching English could be fun and attractive for students. In other ways, application learning English was hoped useful for each people whether in learning or teaching. So that, the researcher hoped "Designing an Interactive Android Application for Future Tense Materials" could be an effective way to learn English, particularly in understanding future tense materials.

---

<sup>3</sup> *Ibid.*

## **B. Research Problem**

Based on the background above, the researcher formulated research questions as follows:

1. What is the students' need toward the design of an interactive android application for future tense materials ?
2. How is the design of an interactive android application for future tense material ?
3. How is the students' acceptability of an interactive android application for future tense materials ?

## **C. Research Objective**

Related to the research problems above, there were three objectives of this research, they were to :

1. Identify the students' need toward the design of an interactive android application for future tense materials.
2. Describe the design of an interactive android application for future tense materials.
3. Measure the students' acceptability of the interactive android application for the future tense materials.

#### **D. Research Significance**

##### **1. Theoretical Significance**

Android application is a program in smartphone that was used to make something as simple as possible. In this research, making English learning easily to be understood by student with providing a simple materials in a smartphone and the students could access the application every time and everywhere.

##### **2. Practical Significance**

Despite using this application in formal learning, it can be used in informal situation. So that, this application was created to provide mass way to learn English and it was designed to make students more enjoying this application than book itself as a conventional media.

#### **E. Research Scope**

In this research, the researcher only focused on designing an interactive android application for future tense materials. The interactive meant the way of the researcher present the materials were more interactive with visual (picture). Besides, because of the limitation of the time and fund, the researcher only did not do the implementation step, this research ended in the formative evaluation.

#### **F. Operational Definition of Terms**

##### **1. Designing**

Designing means creating or developing something to make a good media or repair a media to make it better than before.

## 2. Interactive

Interactive is the exchange information between the user and the application which allows the user to participate, making a response, etc.

## 3. Future tense

Future tense is one of the basic topic in English that discusses something happens in the future. Future tense has a formula  $S + Will + Verb\ 1 / (be + adjective\ and\ noun)$ .

## 4. Android

Android is a system OS from google.inc that is used by some smartphone in the world. This system was developed to process an application in android and use it in communication, productivity, entertain, and education.

## CHAPTER II

### REVIEW OF RELATED LITERATURE

#### A. Some Previous Related Research Findings

Some research about designing learning materials have been conducted by some researchers. For instance, Dahniar had done a research entitled “Developing A Task-Based Syllabus Based on Needs Analysis for Midwifery at UIN Alauddin Makassar”. The development model used by the researcher was ADDIE model. Based on the data that the researcher got on needs analysis and interviewing, the researcher concluded that a task-based syllabus is suitable for the midwifery students.<sup>4</sup>

Purnamasari had done a research entitled “Developing English Learning Materials for Grade X Students of Beauty Study Program”. The aims of the research was to find out the target needs and the learning needs and to develop appropriate English learning materials for Grade X students of Beauty Study Program.<sup>5</sup>

Another research came from Sukirman and Ningsih who made a research entitled “ Designing Crossword Puzzle to Improve Students’ Vocabulary Mastery of The Third Semester in English Education Department Student of UIN

---

<sup>4</sup> Dahniar, Developing a Task-Based Syllabus Based on Needs Analysis for Midwifery at UIN Alauddin Makassar, Journal, Vol. 1, No. 01, 2015. pp. 128

<sup>5</sup> Yohana Dian Ratna P., Developing English Learning Materials for Grade X Students of Beauty Program, Thesis (Yogyakarta State University, 2015), pp. 94

ALAUDDIN MAKASSAR“ the study was designed to produce teaching materials, especially in vocabulary lesson used crossword puzzle. The research design of this research was Research & Development (R&D). It applied model R&D adapted from Borg & Gall model. The research instruments were questionnaire and research judgments.<sup>6</sup>

All of the researches above had similarities with this research. First, the research design of those researches were research and development. Second, those researches develop or design English Learning Materials. Third, the products were developed based on the need analysis by the researchers.

Therefore, what made the researches above different from this research was in this research, the product that was developed was an interactive android application. It was an inovative learning media that was expected to help the student easy to understand the English learning material using their mobile device.

## **B. Some Partinent Ideas**

### **1. English Learning materials**

Based on Tomlinson, material can be anything which used by teachers or learners to facilitate language learning.<sup>7</sup> Richards and Renandya add that teaching materials as a key component in most language programs that may in form of (a)

---

<sup>6</sup> Sukirman, Asti Astuti Ningsih, Designing Crossword Puzzle to Improve Students' Vocabulary Mastery of The Third Semester in English Education Department Student of UIN ALAUDDIN MAKASSAR, *journal*, Vol. 2. No. 2, 2016. pp. 37

<sup>7</sup> B. Tomlinson, *Materials Development in Language Teaching* (Cambridge: Cambridge University Press, 1998), pp. 2

printed materials, (b) non printed materials, and (c) materials that comprise both print and non-print sources.<sup>8</sup>

Tomlinson, argues that materials are effective to help learners to notice features of the authentic language as they are exposed to facilitate and accelerate language acquisition.<sup>9</sup> Hence, material should provide exposure to authentic use of English through spoken and written texts with the potential to engage the learners cognitively and effectively. In addition, Richards and Renandya stated that some teachers use instructional materials as their primary teaching resource, for the materials provide the basis for the content of lesson, the balance of skill taught, and the kinds of language practice students take part in.<sup>10</sup>

## 2. Material design

Material design is a comprehensive guide for visual, motion, and interaction design across platform and devices. Android now includes support for material design apps.

Android provides the following elements for you to built material design apps:

- a) A new theme
- b) New widgets for complex views

---

<sup>8</sup> Jack C. Richards, Willy A. Renandya, *Methodology in Language Teaching: An Anthology of Current Practice* (Cambridge: Cambridge University Press, 2002), pp. 65-66

<sup>9</sup> B. Tomlinson, *Developing Materials for Language Teaching Second Edition* (London, New Delhi, New York and Sidney, 2013), pp. 15

<sup>10</sup> Jack C. Richards, Willy A. Renandya, *Methodology in Language Teaching: An Anthology of Current Practice* (Cambridge: Cambridge University Press, 2002), pp. 66

- c) New APIs for custom shadows and animations.<sup>11</sup>

### 3. Android application

Android, as a system, is java-based operating system that runs on the Linux 2.6 kernel. The system is very lightweight and full features. Android applications are developed using Java and can be ported rather easily to the new platform. Other features of Android include an accelerated 3-D graphics engine (based on hardware support), database support powered by SQLite, and an integrated web browser.<sup>12</sup>

As an application-neutral platform, Android gives you the opportunity to create applications that are as much a part of the phone as anything provided out of the box.<sup>13</sup>

All android applications, called apps, are built on Android UI framework. App interface is the first thing a user sees and interacts with. From the user perspective, this framework keeps the overall experience consistent for every app installed in our smartphone or tablets. At the same time, from the developer perspective, this framework provides some basic blocks that can be used to build complex and consistent user interface (API).

---

<sup>11</sup> Material Design for Android, <http://developer.android.com/design/material/index.html>, access on July 6, 2017 23:

<sup>12</sup> Jerome Dimarzio, *Android: A Programmer's Guide* (New York: Mc Graw Hill) 2008, pp. 6-7

<sup>13</sup> Reto Meier, *Professional Android Application Development* (Indianapolis: Wiley Publishing, 2009), pp. 5



Android UI interface is divided in three different areas. They are home screen, all apps, recent screen. The home screen is the “landing” area when we power our phone on. This interface is highly customizable and themed. Using widgets we can create and personalize our “home” screen. All apps is the interface where the app installed are displayed, while recent screens are the list of last used apps.

Since its born, Android has changed a lot in terms of its features and its interfaces. The growth of the smartphone power made possible creating ever more appealing apps. At the beginning, apps in Android did not have a consistent interface and well defined rules so every app had a different approach, navigation structure and buttons position. This caused user confusion and it was one of the most important missing features compared to the iOS.<sup>14</sup>

#### 4. Learning media

According to Azhar Arsyad, learning media was all of the things used to deliver message or information in the teaching process; therefore it can stimulate the students learning interest.<sup>15</sup> Pratama stated that learning media was an education tool can be used as tool in a learning process to improve the effectiveness and the efficiency of learning to get the aim of teaching.<sup>16</sup>

---

<sup>14</sup> Francesco Azzola, *Android Design Basic: Kick-Start Your Android User Interfaces* (Exelixix Media, 2014), pp. 1

<sup>15</sup> Azhar Aryad, *Media Pembelajaran* (Jakarta: Rajawali Pres, 2014), pp. 10

<sup>16</sup> Pratama, *Strategi Pembelajaran* (Yogyakarta: Lembaga Ladang Kata, 2017), pp. 68

According to the definition of the experts above, the researcher concluded that learning media was a tool used to convey information that can help the teacher to deliver the material to the students in the teaching and learning process.

In choosing the learning media, a teacher has to consider several principles to optimize the learning process. Based on Dr. Rusman, M.Pd., the principles that have to be considered such as the effectiveness, the relevance, the efficiency, can be used, and the context.<sup>17</sup> Choosing the learning media based on the principles can help the teacher to optimize the media to help them in the teaching process as well as to optimize the benefits of the learning media.

Sudjana & Rivai stated that the benefit of the learning media in the teaching and learning process for the students were:<sup>18</sup>

- a. The learning process would be more attractive, therefore it can help to increase the learning motivation.
- b. The learning materials would be presented more explicit, thus the students can understand the materials easily and help the students to master the materials.
- c. The teaching method would be more various.

---

<sup>17</sup> Rusman, et all, *Pembelajaran Berbasis Teknologi Informasi dan Komunikasi, mengembangkan profesionalitas guru* (Jakarta: PT. RajaGrafindo Persada, 2011), pp. 175

<sup>18</sup> N. Sudjana, Ahmad Rivai, *Media Pembelajaran (Penggunaan dan Pembuatannya)* (Bandung: Sinar BAru Algesindo, 2011), pp.2

- d. The students could do many activities because they did not only listen to the teacher's explanation, but also did another activity.

There were many kinds of learning media can be used in teaching and learning process. Based on Taksonomi Lehsin in Azhar Arsyad, there were five kinds of learning media, they were:<sup>19</sup>

- a. Media based human

Media based human was the oldest media used to convey and inform message or information.

- b. Media based printing

The most popular printed media known was text book, guidance book, task book, journal, etc.

- c. Media based visual

Media based visual (image) can help to improve the students' understanding and memorization. Visual can improve the students' interest in learning.

- d. Media based audio visual

Media based audio visual was the media based visual which was combined with audio to make it more attractive.

---

<sup>19</sup> Azhar Aryad, *Media Pembelajaran* (Jakarta: Rajawali Pres, 2014), pp. 79-93

e. Media based computer

Computer functioning as the manager in the learning process was known as Computer Managed Instruction (CMI). Besides, there was a computer functioning as an assistant in learning, practicing, or both known as Computer Assisted Instruction (CAI).

5. Interactive media

Based on Prof. Munir, M.IT, multimedia was a combination media among several media (format file) such as text, picture, graphic, sound, animation, interaction, and other media that have been combined in a digital file, used to convey the information to the public.<sup>20</sup>

Multimedia was divided into two categories. The first category was linear multimedia which was multimedia was not provided with control tool for the user. This multimedia runs chronologically, such as TV and movie. The second category was interactive multimedia. Interactive multimedia was the media that was provided with the control tool that can be used by the user, thus the user can choose what they wanted for the next process.

Interactive media is a media that provide a tool for the learners to give a feedback or a response through the materials. Cairncross and Mannion stated that interactivity in multimedia assisted learning applications can and should go further

---

<sup>20</sup> M. Munir, *Multimedia Konsep & Aplikasi dalam Pendidikan* (Bandung: Alfabeta, 2015), pp. 110

than simply allowing a learner to choose their own path through an application by pointing and clicking at various menu items and buttons.<sup>21</sup>

Based on Schweir and Misanchuk in Arwariningsih , there are three levels of interaction based on the quality of learning interactions, as shown in the table.<sup>22</sup>

**Table 2.1 Interaction Taxonomy**

Level	Function	Transaction
<i>Reactive</i> <i>Proactive</i> <i>Mutual</i>	Confirmation Packing Navigation Inquire Elaboration	<i>Space bar/ return key</i> <i>Touch Screen Target</i> <i>Touch Screen Ray Trace</i> <i>Mouse Click</i> <i>Mouse Drag</i> <i>Barcode</i> <i>Keyboard-key Response</i> <i>Keyboard Construction</i> <i>Voice Input</i> <i>Virtual Reality Interface</i>

Based on Dr. Rusman, M.Pd., there were several models of multimedia interactive, they were:<sup>23</sup>

UNIVERSITAS ISLAM NEGERI  
**ALAUDDIN**  
 MAKASSAR

<sup>21</sup> Sandra Cairncross, Mike Mannion, Interactive Multimedia and Learning: Realizing the Benefits, *Journal*, Vol. 38, No. 2, 2001. pp. 161

<sup>22</sup> Sri Huning Anwariningsih, Sri Ernawati, Development of Interactive Media for ICT Learning at Elementary School Based on Student Self Learning, *Journal*, Vol. 7, No. 2, 2013. pp. 124

<sup>23</sup> Kurniawan, D. Rusman, C. Riyana, *Pembelajaran Berbasis Teknologi Informasi dan Komunikasi, Mengembangkan Profesionalitas Guru* (Jakarta: PT. RajaGrafindo Persada, 2011), pp.68

- a. Drills model was learning model based computer. The model was one of the learning strategies aimed to give an obvious learning experience for the students.
- b. Tutorial model was a learning program used in the learning process using computer software.
- c. Simulation model was one of the learning strategies aimed to give an obvious learning experience for the students.
- d. Games instruction model was a game developed based on the “fun learning”, where the students would be faced on the several instructions and games’ rules.

#### 6. Development model of learning media

There were a lot of development model of research and development (R&D) used in a research. One of the development model needed to get a good learning media that could help the students got the learning objective.

- a. Development model from Alessi & Trollip, development model for the multimedia development. This model was oriented to the new developer, this model was easy to be understood and resumed, and also can be used in a lot of subjects. The steps of the development model were planning, designing, and development.<sup>24</sup>
- b. According to Hannafin and Peck in Yaumi, CAI Design Model is a model of learning design and development based computer to develop learning activity.<sup>25</sup>

---

<sup>24</sup> Steven, Alessi, Stanley Trollip, *Multimedia for Learning Method and Development* (Massachusetts: Allyn & Bacon, 2001), pp. 408-413

<sup>25</sup> Muhammad Yaumi, *Media dan Teknologi Pembelajaran* (Jakarta: Prenadamedia Group, 2018), pp. 97

CAI Design Model consists of four steps they are need assessment, design, development and implementation, evaluation and revision.<sup>26</sup>

c. Based on Luther in Sutopo, development model known as Multimedia Development Life Cycle (MDLC) consisted of six steps, they were concept, design, material collecting, assembly, testing, and distribution.<sup>27</sup>

d. ASSURE development model was the development model that consisted of six development steps; they were Analyse learner characteristic, State objective, Select or modify media, Utilize, Require learner response, and evaluate.<sup>28</sup>

#### 7. Assessment criteria of learning media

Sutopo stated that ISO (International Organization for Standardisation) 9126 model developed on 1991 as the completeness of the framework to evaluate the software quality. On the ISO 9126 model, there were six parts of evaluation, they were: (1) functionality, (2) reliability, (3) usability, (4) efficiency, (5) maintainability, and (6) portability.<sup>29</sup>

Based on Alessi and Trollip, the quality criteria to evaluate the interactive multimedia were; (1) scope of learning, (2) supporting information, (3)

---

<sup>26</sup> Muhammad Yaumi, *Media dan Teknologi Pembelajaran* (Jakarta: Prenadamedia Group, 2018), pp. 97

<sup>27</sup> Ariesto Sutopo, *Teknologi Informasi dan Komunikasi dalam Pendidikan* (Yogyakarta: Graha Ilmu, 2012), pp. 128

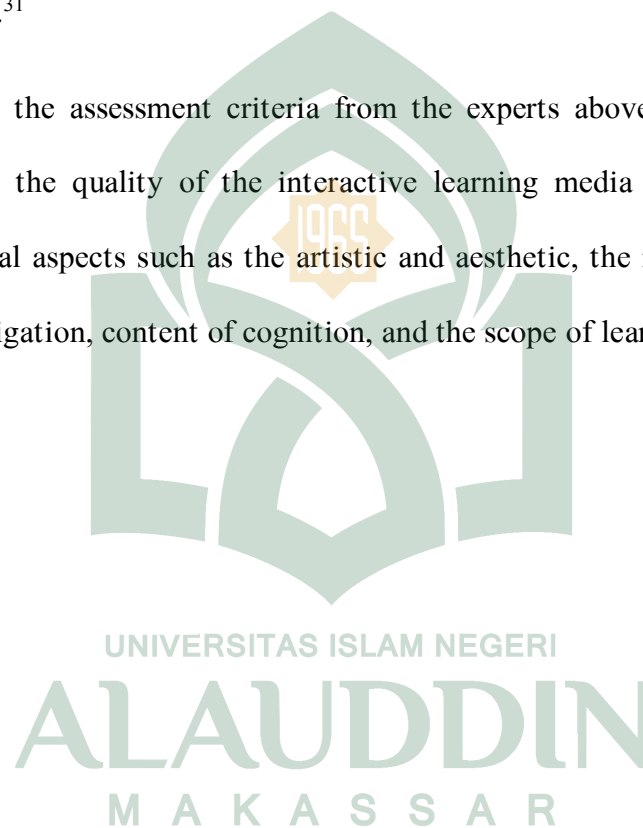
<sup>28</sup> Azhar Aryad, *Media Pembelajaran* (Jakarta: Rajawali Pres, 2014), pp.67

<sup>29</sup> Ariesto Sutopo, *Teknologi Informasi dan Komunikasi dalam Pendidikan* (Yogyakarta: Graha Ilmu, 2012), pp. 165-166

effectiveness, (4) pedagogy, (5) interface, (6) navigation, and (7) reliability of the program.<sup>30</sup>

Thorn in Munir stated that an interactive media has to fulfill six criteria of assessment, they were: (1) the ease of navigation, (2) content of cognition, (3) presentation of the information, (4) integrated media, (5) Aesthetic, and (6) the whole function.<sup>31</sup>

Based on the assessment criteria from the experts above, the researcher concluded that the quality of the interactive learning media can be seen by assessing several aspects such as the artistic and aesthetic, the interface design, the ease of navigation, content of cognition, and the scope of learning.



---

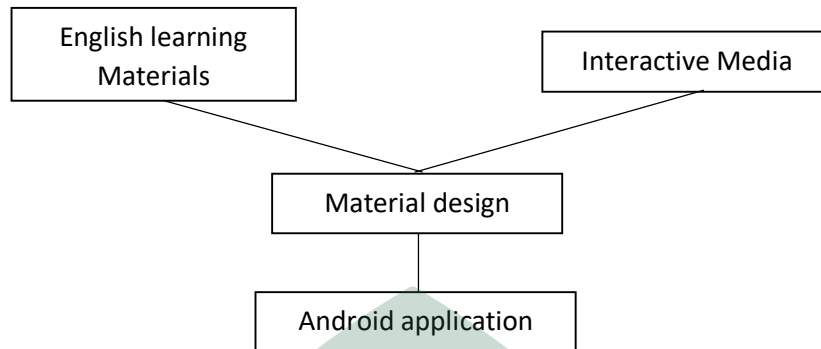
<sup>30</sup> Steven, Alessi, Stanley Trollip, *Multimedia for Learning Method and Development* (Massachusetts: Allyn & Bacon, 2001), pp. 414

<sup>31</sup> Munir, *Pembelajaran Jarak Jauh Berbasis Teknologi Informasi dan Komunikasi* (Bandung: Alfabeta, 2009), pp. 219-220



### C. Theoretical Framework

The theoretical framework in this research was:



*Figure 2.1 theoretical framework*

In language learning process, one of the most important things that should be exist is the language learning materials, it could be anything that facilitated the learning process. There were various types of media that could be used by the teachers to teach. Nowadays, the students did not just need a media but more than media that could help them to understand the materials. Combining the learning materials with the interactive media made the learning process was more exiting for the students. Moreover, the media and materials was designed based on what the students need.

In this research, the researcher designed an interactive android application for future tense materials. There were some steps that the researcher did. First was need analysis. The purpose of need analysis in this research was to find out what the students need for the interactive android application for future tense materials. The second was design. The research collected data to design the future tense materials based on the students's need. The third was development. The researcher

made a design of an interactive android application for the future tense materials. The material design was validated by the experts. Then, after evaluating by the experts, the material design revised and the result of the revision was the final product of this research.



### CHAPTER III

#### RESEARCH METHOD

##### A. Research method

This research used a method in designing or developing a new materials that was called Research and Development (R&D). According to Latief (2013), R & D is a name of one research designs involving the classroom problems, studying recent theories of educational products, validating the product to experts, and field testing the product.<sup>32</sup> Research and development method was the research method that used to produce an appropriate product. A lot of product was able to produce with using this method. A good product was prescribed by the right models that could be applied in the research and they provided a procedure to design and develop materials.

##### B. Development Model

This research adapted a development model from Hanafin and Peck that was called “ the CAI design model” (CDM). CAI is an abbreviation from “the Computer Assited Instruction”. According to Hanafin and Peck (1988) in Yaumi (2018), The CAI design model is a model of learning design and development based on computer to develop learning activity.<sup>33</sup> So that, the researcher used this model as a most suitable model for designing an interactive android application

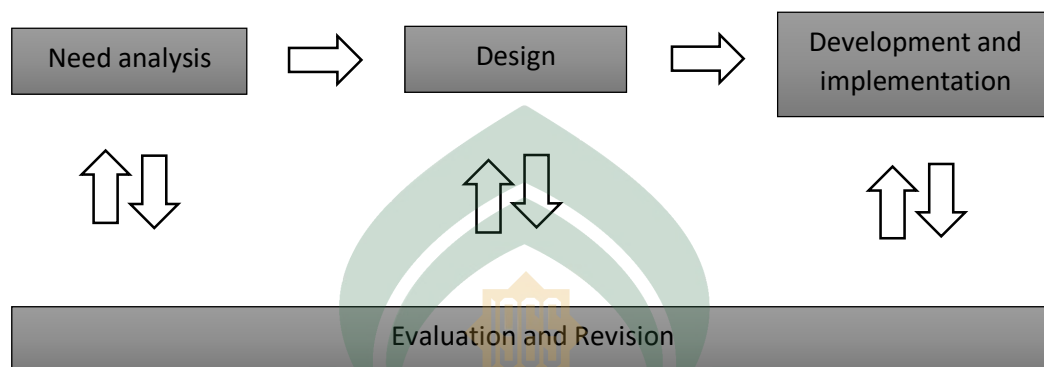
---

<sup>32</sup> Adnan Latief, *Research Method on Language Learning : An Introduction* (Malang: Universitas Negeri Malang Press, 2013), pp. 171

<sup>33</sup> Muhammad Yaumi, *Media dan Teknologi Pembelajaran* (Jakarta: Prenadamedia Group, 2018), pp. 97

for future tense materials. CAI design model consists of four steps, they are need assessment, design, development and implementation, evaluation and revision.<sup>34</sup>

In this research, the researcher conducted some steps in designing an interactive android application for future tense materials as follows:



*Figure 3.1 Steps in designing Product*

#### 1. Need Analysis

The first step to design a product was need analysis. The researcher analyzed the students' need of designing an interactive android application for future tense materials. In this step, the researcher gave need analysis questionnaires to the students.

#### 2. Design

The aim of this step was to identify and collect tools, materials, and sources that can be used the good product.<sup>35</sup> In this step, the researcher used the results

<sup>34</sup> Muhammad Yaumi, *Media dan Teknologi Pembelajaran* (Jakarta: Prenadamedia Group, 2018), pp. 97

<sup>35</sup> Muhammad Yaumi, *Media dan Teknologi Pembelajaran* (Jakarta: Prenadamedia Group, 2018), pp. 98

from the need analysis step to collect the data that was used in designing the product.

### 3. Developing and implementation

The product that was designed in this research is an interactive android application for future tense materials. After collecting the data, the researcher designed the product. After that, the product was evaluated by the expert. Then, the product was taken to the students. At that time, the students gave their assessment about the product.

### 4. Evaluation and Revision

Evaluation and revision was the step that existed in the entire step of this research. Hannafin and Peck Model emphasized at evaluation and revision. Thus, there always was evaluation and revision in every step on this research.

## C. Research subjects

The subject of this research were:

1. Need analysis subject were the students of the fourth semester of English Education Department at Alauddin State Islamic University of Makassar, Class 3.4 that consisted of 45 students.

2. Design subject were the researchers of this research that consisted of 3 researchers.

3. Development subject were the researchers of this research that consisted of 3 researchers.

4. Evaluation subject were 2 experts and the fourth semester students of English Education Department at Alauddin State Islamic University of Makassar, Class 3.4 that consisted of 45 students.

#### **D. Types of data**

There were two kinds of data in this research, they were quantitative and qualitative data. The quantitative data were the result of the need analysis, experts evaluation, and the students evaluation. While the qualitative data were the comment or opinion from the expert related to their assessment of the product.

#### **E. Research instrument**

In this research, the researcher used questionnaire and evaluation checklist as the instruments. The questionnaire used in this research was need analysis questionnaire. Beside questionnaire, the researcher also used evaluation checklist to evaluate the product.

#### **F. Data collection procedure**

To collect the data, the researcher conducted some procedures. Firstly, the researcher looked for the students need of learning materials through need analysis questionnaires. Secondly, the questionnaires used to evaluate the materials were given to the experts. Opinions and suggestions from the experts were used to find the appropriateness of the designed material. The expert judgement questionnaires used *likert scale* to collect the data.

Thirdly, the researcher did a revision to the product. After that, the product showed to the students of English Education Department. At the same time, the evaluation checklist was given to the students to know the students' acceptability about the product. The students' evaluation checklist used *likert scale* to collect the data.

## G. Evaluation

### 1. Evaluation Subject

The subjects were the students of English Education Department class PBI 3.4 that consisted of 45 students.

### 2. Evaluation Design

The product had been consulted to the consultants, experts, and students of English Education Department. The evaluation design of this research was adapted from Nieveen and Plomp model distinguish between formative and summative evaluation because both evaluation serve different functions.

The function of formative evaluation is “to improve”. It focuses on uncovering shortcomings of an object during its development process with the purpose to generate suggestions for improving it. The function of summative evaluation is “to proof”. A summative evaluation is carried out to gain evidence for the effectiveness of the intervention and find arguments that support the decision to continue or terminate the project.<sup>36</sup>

Because of the limitation of the time and fund, the researcher only used formative evaluation in this research. Therefore, there were several steps in evaluation phase, they were:

---

<sup>36</sup> Jan Van Den Ekker, et al, *An introduction to educational Design Research* (SLO: Netherland Institute for curriculum Development, 2010), pp. 92

a. Screening

In this step, the researcher checked the product and consulted with the researcher's consultants about the product that had been prepared. The purpose of this step was to get input, criticism, and advise from the consultants about the quality of the product before it was evaluated by the experts.

b. Expert evaluation

The experts evaluated the product to know the weaknesses of the product. The result of the expert evaluation checklist was the reference material to make the product revision.

c. Students evaluation

The aims of this students' evaluation were to know the students' response toward the product and to know the properness of the product based on the students' perspective.

## **H. Data analysis technique**

In this research, there were two kinds of data. They were qualitative and quantitative data. The qualitative data was the critics, comments, or suggestions from the experts. The researcher interpreted the qualitative data and used the interpretation to revise the product. Besides, The quantitative data from the experts and the students was analyzed using some steps as follows:

1. Need analysis questionnaire

The data of need analysis questionnaire was analyzed using frequencies and percentages. Each question that had the highest percentages of the answers were



considered representing the students' needs. The percentage can be calculated by formula <sup>37</sup> :

$$P = \frac{F}{N} \times 100\%$$

Where:

P = percentage

F = frequency

N = total of respondents

## 2. Evaluation Checklist

- a. Calculate the total score and the mean score for each component. The mean score can be calculated by formula:

$$X = \frac{\sum x}{N}$$

Where : X = the mean of each component

$\sum x$  = the total existing score

N = the score ideal of every component

UNIVERSITAS ISLAM NEGERI

- b. Determine the interval of the interpretation of the average score. The interval can be formulated as follow:

ALAUDDIN  
M A K A S S A R

Range = score maximum – score minimum

$$= 5 - 1$$

$$= 4$$

---

<sup>37</sup> Prof. Dr. Sugiyono, *Metode Kuantitatif, Kualitatif dan R & D* ( Bandung : Alfabeta, 2010), pp. 204

$$\text{Interval} = \frac{\text{range}}{\text{number of interval}}$$

$$= \frac{4}{5}$$

$$= 0.8$$

c. form an interval table

According to Sugiyono (1997) to measure the attitudes, opinions, perceptions and satisfaction of a person or group of people about an issue, use a Likert scale.<sup>38</sup>

**Table 3.1 properness category (Likert Scale)**

No	Mean Score	Properness Category
1	1.00 – 1.80	Very poor
2	1.81 – 2.60	Poor
3	2.61 – 3.40	Fair
4	3.41 – 4.20	Good
5	4.21 – 5.00	Very good

d. The result of the mean score was used to give the interpretation of the properness of the product using the properness category above.

<sup>38</sup> Sugiyono, *Statistika Untuk Penelitian* (Bandung: Alfabeta, 1997), pp. 73

## CHAPTER IV

### FINDINGS AND DISCUSSIONS

This chapter consisted of two items, the findings of the research and the discussion of the research findings. In finding item, the researcher showed all of the data which were collected during the research. While, in the discussion item the researcher analyzed all of the data in finding item.

#### A. Findings

This section, the researcher highlighted the results that researcher found and provided an explanation for the findings. Findings that were explained in this chapter consisted of three parts, they were the result of the students' need analysis of an interactive android application for future tense materials, the design of an interactive android application for future tense materials, the students' acceptability of the interactive android application for future tense materials.

##### *1. The result of the students' need analysis of an interactive android application for future tense materials*

The researcher realized that the students' need analysis of an interactive android application was an important role to provide a data about learning needs. A good understanding of learner needs can contribute to proper product planing for leaning. In this research, there are seven parts to understand the learner needs that are Basic information about learners, Goals, information about learning media, learner role, the needs of interactive learning media of future tense, the aspect materials need of interactive learning media, the physical needs of future tense interactive learning media.

a. Basic information about the learners

The following table showed the percentage of the students' basic information gained from the need analysis questionnaire from 45 respondents.

**Table 4.1**  
**The percentage of the students' basic information**

Indicator	Question	Answer choice	Number of voter	Total students
The learners' conception about future tense	What do you think about future tense materials?	a. Difficult to understand	29 (64.44%)	45
		b. Easy to understand	16 (35.55%)	
The learners' knowledge level	Your English level, especially in comprehending Future tense materials, is:	a. Beginner: know the form of the tenses but couldn't make my own sentences and don't know the function of the sentences (when and where the sentences can be used).	12 (26.67%)	45
		b. Intermediate: know the form of the tenses and can make my own sentences but don't know the function of the sentences (when and where the sentences can be used).	25 (55.56%)	
		c. Advance: know the form of the tenses, can make my own sentence, and know the function of the sentences (when and where the sentences can be used).	8 (17.78%)	

Table 4.1 showed in the first indicator, there were 29 of 45 students (64.44%) that indicated to be difficult to understand future tense materials and 16 of 45 students (35.55%) indicated to be easy to understand future tense materials

In the second indicator, the table 4.1 provided students' english level in comprehending future tense materials, there were 12 of 45 students (26.67%) that indicated in the beginner level, and 25 of 45 students (55.56%) which was majority students indicating in the intermediate level, and 8 of 45 students (17.78%) that indicated in the advance level.

b. Goals

The following table showed the percentage of the students' goal in learning future tense materials gained from the need analysis questionnaire from 45 respondents.

**Table 4.2**  
**The percentage of the students' goals**

Indicator	Question	Answer choice	Number of voter	Total students
The learners' goals in learning future tense	Why do you learn future tense? (You can choose more than one)	a. I want to improve my speaking skill	22 (48.89%)	45
		b. I want to improve my writing skill	28 (62.22%)	
		c. I want to improve my reading skill	15 (33.33%)	
		d. I want to improve my listening skill	13 (28.89%)	

The table 4.2 above, showed the students' goals in learning future tense materials. There were 28 of 45 students (62.22%) which was the highest number

of students indicating who want to improve their writing skill, 22 of 45 students (48.89%) indicated who want to improve their speaking skill, 15 of 45 students (33.33%) indicated who wanted to improve their reading skill, and the lowest number students indicated who want to improve their listening skill that are 13 of 45 students (28.89%).

c. Information about learning media

The following table showed the information about learning media in learning future tense materials gained from the need analysis questionnaire from 45 respondents.

**Table 4.3**  
**The percentage of the information about learning media**

Indicator	Question	Answer choice	Number of voter	Total students
The availability of future tense learning media	Is there any future tense learning media can be used in learning and teaching process?	a. Yes	45 (100%)	45
		b. No	-	
the conception about future tense learning media	What do you think about future tense learning media?	a. The media is good and enough to be used in learning process	18 (40%)	45
		b. The media is good but not enough to be used in learning process	25 (55.56%)	
		c. The media is not good and not enough to be used in	2 (4.44%)	

		learning process		
the role of the media for the learner	How much the learning media can help you to understand the future tense materials?	a. I cannot understand the materials well	7 (15.56%)	45
		b. I can understand the materials but I still confuse how to use it in the real situation	29 (64.44%)	
		c. I can understand the materials and can use it in the real situation	9 (20%)	

Table 4.3 showed in the first indicator, 45 of 45 students (100%) said that there was any learning media can be used in learning and teaching process.

The second indicator, showed the students opinion about future tense learning media. There were 25 of 45 students (55.56%) said that the media was good but not enough to be used in learning process, 18 of 45 students ( 40%) said that the media is good and enough to be used in learning process, 2 of 45 students (4.44%) said that the media is not good and not enough to be used in learning process.

The third indicator, showed the students opinion about how much learning media can help students to understand the future tense materials. There were 29 of 45 students (64.44%) can understand the materials but they still confused how

to use it in real situation, 9 of 45 students (20%) can understand the materials and can use it in the real situation, 7 of 45 students (15.56%) can not understand the materials well.

d. Learner role

The following table showed the information about the learner role in learning future tense materials gained from the need analysis questionnaire from 45 respondents.

**Table 4.4**  
**The percentage of the Learner role**

Indicator	Question	Answer choice	Number of voter	Total students
Learning style	How do you learn Future tense materials?	a. I'm taught by someone (teachers/friends/others)	25 (55.56%)	45
		b. I learn from book	6 (13.33%)	
		c. I learn from other media such as internet	14 (31.11%)	
	What is your learning style?	a. Audio	6 (13.33%)	45
		b. Visual	24 (53.33%)	
		c. Audio visual	15 (33.33%)	
Type of learning activity	I like to learn:	a. Individual	12 (26.67%)	45
		b. In Pairs	4 (8.89%)	
		c. In Small group	21 (46.67%)	
		d. In big group	8 (17.78%)	



Table 4.4 showed that in the first indicator, there were two questions. The first question showed that there were 25 of 45 students (55.56%) who learned future tense by teachers/friends/others, 14 of 45 students (31.11%) learned future tense from other media such as internet, and 6 of 45 students (13.33%) learned future tense from book. The second question showed about students' learning style which were 24 of 45 students (53.33%) had a visual learning style, 15 of 45 students (33.33%) had an audio visual learning style, and 6 of 45 students (13.33%) had an audio learning style.

In the second indicator, showed about the types of learning activity that the students like, there were 21 of 45 students (46.47%) liked to learn in small group, 12 of 45 students (26.67%) liked to learn individually, 8 of 45 students (17.78%) liked to learn in big group, and there were 4 of 45 students (8.89%) liked to learn in pair.

e. The need of interactive learning media of future tense

The following table showed the information about the need of interactive learning media of future tense materials gained from the need analysis questionnaire from 45 respondents.

**Table 4.5**  
**The percentage of the students' need of interactive learning media of future tense**

Indicator	Question	Answer choice	Number of voter	Total students
The conception about future tense learning media	What do you think about future tense learning media	a. Learning media is good, learn using the media will be	29 (64.44%)	45

technology based	integrated with technology?	easier because the flexibility of the media.		
		b. Learning media is good but it is not effective to be used in learning because it can break the students' focus on learning.	10 (22.22%)	
		c. Learning media is not good to be used in learning.	6 (13.33%)	
Kind of future tense learning media technology based that the students like	What kind of future tense learning media technology based that you like?	a. Android application	24 (53.33%)	45
		b. e-book	5 (11.11%)	
		c. web blog	14 (31.11%)	

Table 4.5 showed that in the first indicator, conception about future tense leaning media technology based can be indentified by asking students about future tense leaning media integrated with technology. Based on the students' answer, there were 29 of 45 students (64.44%) who answered "learning media is good, learn using the media will be easier because of the flexibility of the media", 10 of 45 students (22.22%) answered " learning media is good but it is not effective to be used in learning because it can break the students' focus on learning, and 6 of 45 students (13.33%) answered " learning media is not good to be used in learning".

In the second indicator, it showed about kind of future tense learning media technology based that students like. There were 24 of 45 students (53.33%) who liked Android application as a learning media, 14 of 45 students (31.11%) liked web blog as a learning media, and 5 of 45 students (11.11%) liked e-book as a learning media.

f. The aspect of materials need of interactive learning media

The following table showed the information about the aspect of materials need of interactive learning media gained from the need analysis questionnaire from 45 respondents.

**Table 4.6**

**The percentage of the students' need of materials of interactive learning media**

Indicator	Question	Answer choice	Number of voter	Total students
Kind of materials	What kind of future tense materials that you want?	a. Definition	4 (8.89%)	45
		b. Kinds of future tense	6 (13.33%)	
		c. Function	4 (8.89%)	
		d. Form	4 (8.89%)	
		e. Time signal	2 (4.44%)	
		f. All aspects (a, b, ,c, d, and e)	25 (55.56%)	
The importance of example	Is it important to give some example in the materials?	a. Yes	40 (88.89%)	45
		b. No	5 (11.11%)	
The presentation of materials	How is the presentation of the materials that you want?	a. Present the materials deductively (explain the formula first and give the	30 (66.67%)	45

		example in the end of the materials)		
		b. Present the material inductively (give the example first and conclude the formula in the end of the materials)	15 (33.33%)	
The importance of exercises	Is it important to give some exercises?	a. Yes	40 (88.89%)	45
		b. No	5 (11.11%)	
The importance of evaluation	Is it important to give evaluation in the end of the materials?	a. Yes	40 (88.89%)	45
		b. No	5 (11.11%)	

Table 4.6 showed that in the first indicator, there were kind of future tense material that the students want, there were five aspects that the students chose to be learning materials, that are definition that had been chosen by 4 of 45 students (8.89%), kind of future tense that had been chosen by 6 of 45 students (13.33%), function that had been chosen by 4 of 45 students (8.89%), form that had been chosen by 4 of 45 students (8.89%), time signal that had been chosen by 2 of 45 students (4.44%), and there were 25 of 45 students (55.56%) who had chosen All aspects to be used as learning materials.

In the second indicator, there were 40 of 45 students (88.89%) said that it was important to give some example in the materials and there were 5 of 45 students (11.11%) said that it was not important to give some example in the materials.

In the third indicator, it asked about how the presentation materials that students wanted was. There were 30 of 45 students (66.67%) chose to present the materials deductively (explain the formula first and give the example in the end of the materials), and there were 15 of 45 students (33.33%) chose to Present the material inductively (give the example first and conclude the formula in the end of the materials).

In the fourth indicator, it showed the importance of exercises based on the students' need. There were 40 of 45 students (88.89%) said that it was impotant to give some exercises and there were 5 of 45 students (11.11%) said that it was not impotant to give some exercises.

In the fifth indicator, it showed the importance of evaluation based on the students' need. There were 40 of 45 students (88.89%) said that it was impotant to give evaluation in the end of the materials and there were 5 of 45 students (11.11%) said that it was not impotant to give evaluation in the end of the materials.

g. The physical need of future tense interactive learning media

The following table showed the information the physical need of future tense interactive learning media gained from the need analysis questionnaire from 45 respondents.

**Table 4.7**  
**The percentage of the students' need of the physical of future tense interactive learning media**

Indicator	Question	Answer choice	Number of voter	Total students
The color	I like the application that is:	a. Black and white	12 (26.67%)	45
		b. Colorful	33 (73.33%)	
the importance of picture and animation	Is it important to give some pictures or animation in the application?	a. Yes	37 (82.22%)	45
		b. No	8 (17.78%)	
the font of the letter	What kind of font that can be used in present the materials?	a. Calibri	15 (33.33%)	45
		b. Times new roman	15 (33.33%)	
		c. Comic sans MS	3 (6.67%)	
		d. Arial	7 (15.56%)	
		e. Others...	5 (11.11%)	
the importance of menu bar, icon, and tools	Is it important to provide menu bar, icon, and some tools that can help the learner to use the application?	a. Yes	35 (77.78%)	45
		b. No	10 (22.22%)	
the importance of audio	Is it important to provide audio to make the learning media more interactive?	a. Yes	20 (44.44%)	45
		b. No	25 (55.56%)	
the importance of video	Is it important to provide video in the application?	a. Yes	29 (64.44%)	45
		b. No	16 (35.56%)	

Table 4.7 showed that in the first indicator, students were asked about the colors of learning media that wanted to be used in learning materials. There were 12 of 45 students (26.67%) chose black and white and there were 33 of 45 students (73.33%) chose colorful.

In the second indicator, students got question about the importance of picture and animation, there were 37 of 45 students (82.22%) said that giving some pictures and animations was important and there were 8 of 45 students (17.78%) said that giving some pictures and animations was not important.

In the third indicator, students were asked about the font of the letter, there were 15 of 45 students (33.33%) chose Calibri to be used in the application, there were 15 of 45 students (33.33%) chose Times New Roman to be used in the application, there were 5 of 45 students (15.56%) chose Arial to be used in the application, there were 3 of 45 students (6.67%) chose Comic Sans to be used in the application, and there were 5 of 45 students (11.11%) chose other font to be used in the application.

In the fourth indicator, students were asked about the importance of menu bar, icon, and tools, there were 35 of 45 students (77.78%) said that providing the menu bar, icon, and tools was important and there were 10 of 45 students (22.22%) said that providing the menu bar, icon, and tools was not important.

In the fifth indicator, students were asked about the importance of audio, there were 20 of 45 students (44.44%) said that giving some audios was important and there were 25 of 45 students (55.56%) said that giving some audios was not important.

In the sixth indicator, students were asked about the importance of video, there were 29 of 45 students (64.44%) said that giving some videos was important and there were 16 of 45 students (35.56%) said that giving some videos was not important.

## *2. The design of an interactive android application for future tense materials*

The interactive android application for future tense materials was designed based on the result of the students' need analysis. In the process of designing the interactive android application, there were many adjustments with a number of considerations, the result of the students' need analysis questionnaires remained as a reference in the process of designing the prototype design or initial version of interactive android application for future tense materials.

a. The prototype design of the interactive android application for future tense materials

The prototype design of the interactive android application for future tense materials could be seen on the pictures below.

### 1. Application Icon



Figure 4.1 The application icon of interactive android application for future tense materials in various size. There was no revision of the application.



## 2. HomePage

Figure 4.2 Homepage



Figure 4.2 The homepage of tenses application showed four pages of tenses, definition of tenses, and pages about the creator.

### 3. Material Page

Figure 4.3 Material Page

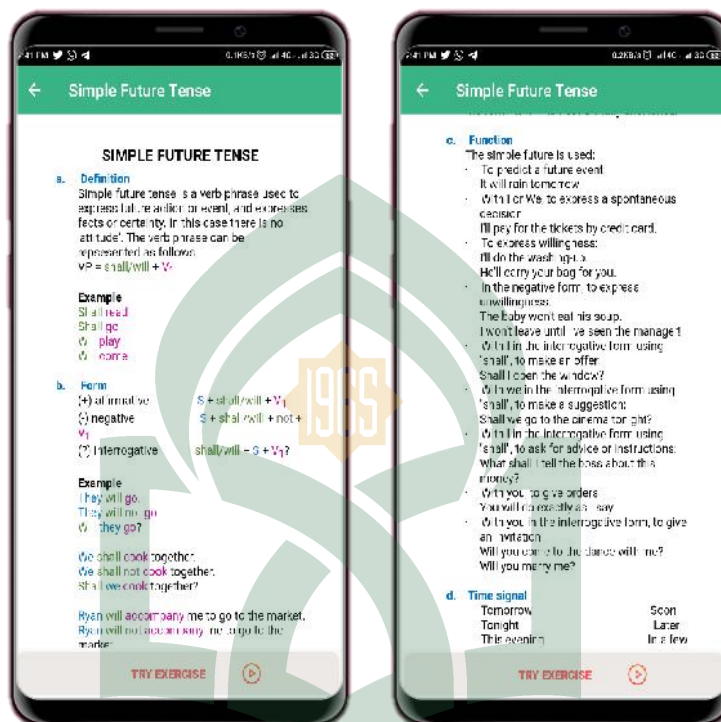


Figure 4.3 one of the sub topic materials of future tense, this page presented the materials of future tense that was divided into 4 section; *the first section* was definition, *second section* was form, *third section* was function, and *the fourth section* was time signal. And there was exercise page that could be accessed in the bottom of the page.

#### 4. Exercise Page

Figure 4.4 Exercise Page

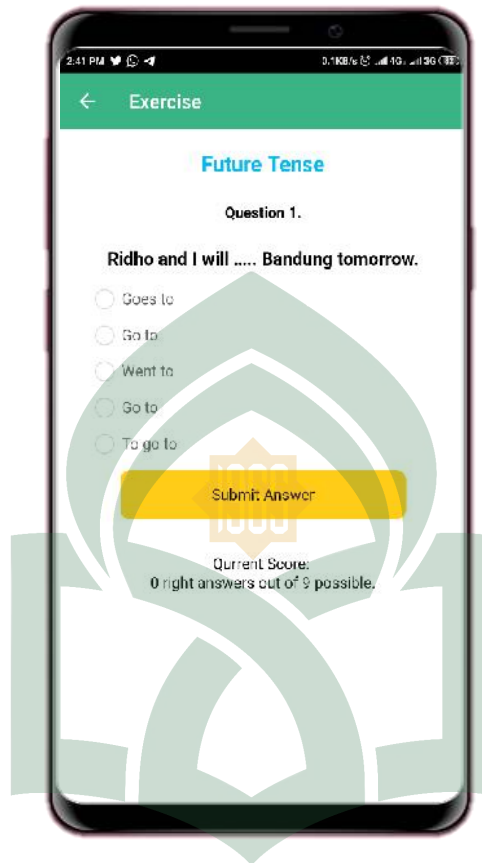


Figure 4.4 the page of exercise presented nine questions about future tense, it could be answered by tapping one of the five different choices. The right answer would be presented after the user tapped the “submit answer” in the page.

## 5. Scoring Page

Figure 4.5 Scoring Page

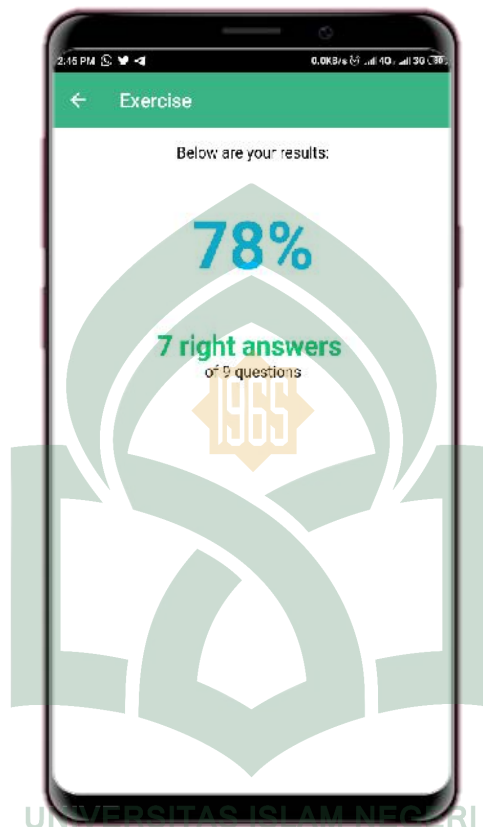


Figure 4.5 the end of exercise section presented the result of the test. The score was presented based on number of right answer and the result of the test was a percentage of the right answer.

## 6. Evaluation Page

Figure 4.6 Evaluation Page

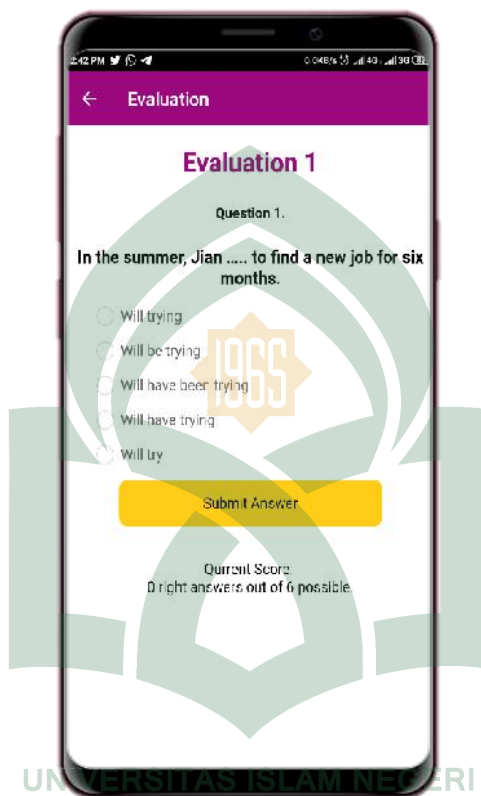


Figure 4.6 the page of evaluation presented six questions about all materials of tenses, it could be answered by tapping one of the five different choices. The right answer would be presented after the user tapped the “submit answer” in the page.

## 7. Scoring Page

Figure 4.7 Scoring Page

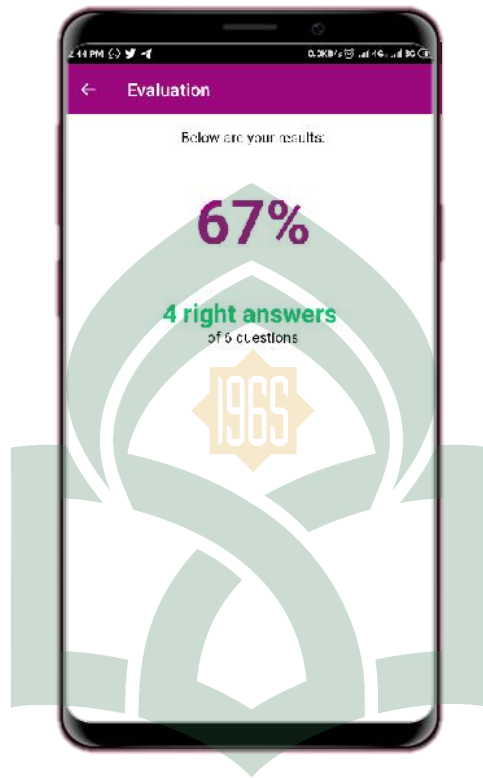


Figure 4.7 the end of evaluation section presented the result of the test. The score was presented based on number of right answer and the result of the test was a percentage of the right answer.

## 8. Credit Page

Figure 4.8 Credit Page



Figure 4.8 this page presented information about the creators who involved in this project. This page could be accessed in the bottom of the homepage.

b. The result of expert evaluation checklist

In this research, to know the application proper to be used, the researcher made evaluation checklist that was assessed by the expert. There were four criterias for the expert to assess, that are; content of cognition, scope of learning, interface design, and ease of use and navigation.

1. Content of cognition

This criteria focused to know the quality of application contents such as materials, examples of tenses, exercises of tenses, and evaluation.

**Table 4.8**  
**The result of Application contents based on expert assessment**

	Indicators	Assessment	
		Average Score	Description
1	The application can be used as a learning media	5	Very good
2	The materials presented are easy to be understood	4.5	Very good
3	The presented examples can help the students to understand the materials	4	Good
4	The exercises can improve student's grammar knowledge	4	Good
5	The evaluations can measure student's grammar knowledge	4.5	Very good
6	The application can be used as medium of learning	4.5	Very good
Total		4.42	Very Good

The result of evaluation checklist was a guide to know the application whether proper to be used or not proper to be used. There were six indicators that had been assessed by the experts. the assessment of each indicator was good and very good. The first and second indicator was very good, the third and fourth indicator was good, the fifth and sixth indicator was very good.



the application contents of interactive android application for future tense materials was very good which got average score 4.42. Based on the result from experts, the application was proper to be used with suggestions from the experts.

## 2. Scope of learning

This criteria focused to know the properness of application in learning tenses, comprehensive materials, explicit materials, material presentation, exercise, evaluation, and language used.

**Table 4.9**  
**The result of Scope of Learning based on expert assessment**

No.	Indicators	Assessment	
		Average Score	Description
1	The presented materials are appropriate to be used for learning tenses	4.5	Very good
2	The presented materials are comprehensive for learning tenses	4	Good
3	The presented materials are explicit to be understood	4	Good
4	The material presentation are proper and valid in learning tenses	4	Good
5	The exercises are proper to improve student's knowledge	4	Good
6	The evaluations are proper to measure student's knowledge	4.5	Very good
7	The language used in the application is understandable	4.5	Very good
Total		4.21	Very good

The result of evaluation checklist was a guide to know the application whether proper to be used or not proper to be used. There were seven indicators that had been assessed by the experts. the assessment of each indicator was good and very good. The first, sixth, and seventh indicator was very good. The second, third, fourth, and fifth indicator was good.

the scope of learning of interactive android application for future tense materials was very good which got average score 4.21. Based on the result from experts, the application was proper to be used with suggestions from the experts.

### 3. Interface Design

This criteria focused to know the quality of application interface design such as text size, the font, the text color, the picture, the presentation, and the layout.

**Table 4.10**  
**The result of Interface design based on expert assessment**

No.	Indicators	Assessment	
		Average Score	Description
1	The text size in the application is proportional, so the materials are easy to be read	5	Very good
2	The font used in the application is readable	5	Very good
3	The text color are compatible with the background	4.5	Very good
4	The pictures is attractive	4	Good
5	The pictures size are good	4	Good
6	The presentation of the application is attractive	4	Good
7	The layout is good	4.5	Very good
Total		4.35	Very good

The result of evaluation checklist was a guide to know the application whether proper to be used or not proper to be used. There were seven indicators that had been assessed by the experts. the assessment of each indicator was good and very good. The first, second, third and seventh indicator was very good. The fourth, fifth, and sixth indicator was good.

The interface design of interactive android application for future tense materials was very good which got average score 4.35. Based on the result from experts, the application was proper to be used with suggestions from the experts.

#### 4. Ease of use and navigation

This criteria focused to know the ease of use and the quality of application navigation in tool and navigation menu, feature of application, the ease to operate the application, and the ease to install on the device.

**Table 4.11**  
**The result of Ease of use and navigation based on expert assessment**

No.	Indicators	Assessment	
		Average Score	Description
1	The tool and navigation menu are easy to be reached	4.5	Very good
2	The features of the application run well	4.5	Very good
3	You can learn how to use the application easily	4.5	Very good
4	You can remember how to use the application easily	4.5	Very good
5	The application is easy to be installed on the device	4	Good
6	The application is safe to be used	4.5	Very good
Total		4.42	Very good

The result of evaluation checklist was a guide to know the application whether proper to be used or not proper to be used. There were six indicators that had been assessed by the experts. the assessment of each indicator was good and very good. The first, second, third, fourth and sixth indicator was very good and The fifth indicator was good.

The ease of use and navigation of interactive android application for future tense materials was very good which got average score 4.42. Based on the result, the application was proper to be used with suggestions from the experts.

#### 5. The Comment and Suggestion from The Expert

The first expert suggested using two languages in the application to make the students easier to understand the materials, the second suggestion was to add more exercises and evaluations, the third was the comment about the mistyping on the application, and the last was suggestion to add more pictures to make the application mere attractive.

The second expert suggested that the researcher has to make sure that the application could be used on all of the android systems. The second suggestion was to classify the questions on the exercise into some categories such as easy, medium, and hard. And the third suggestion was same as the suggestion from the first expert about the limited number of exercises. The expert suggested that the researcher has to add more number of questions on the exercise and evaluation. Thus, the students could measure their knowledge after learning the materials.

c. The result of product revision

Based on the Suggestion, comment, and the result of evaluation checklist from the experts, the product had been revised in some criterias that could be seen on the picture below.

1. Application icon

**Figure 4.9 Application Icon**



Figure 4.9 The application icon of interactive android application for future tense materials in various size. There was no revision of the application.

2. Homepage

**Figure 4.10 Homepage**

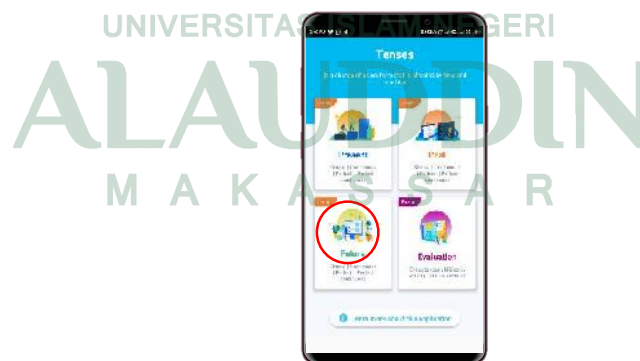


Figure 4.10 The homepage of tenses application showed four pages of tenses, definition of tenses, and pages about the creator.

### 3. Material Page

#### 4.11 Material Page

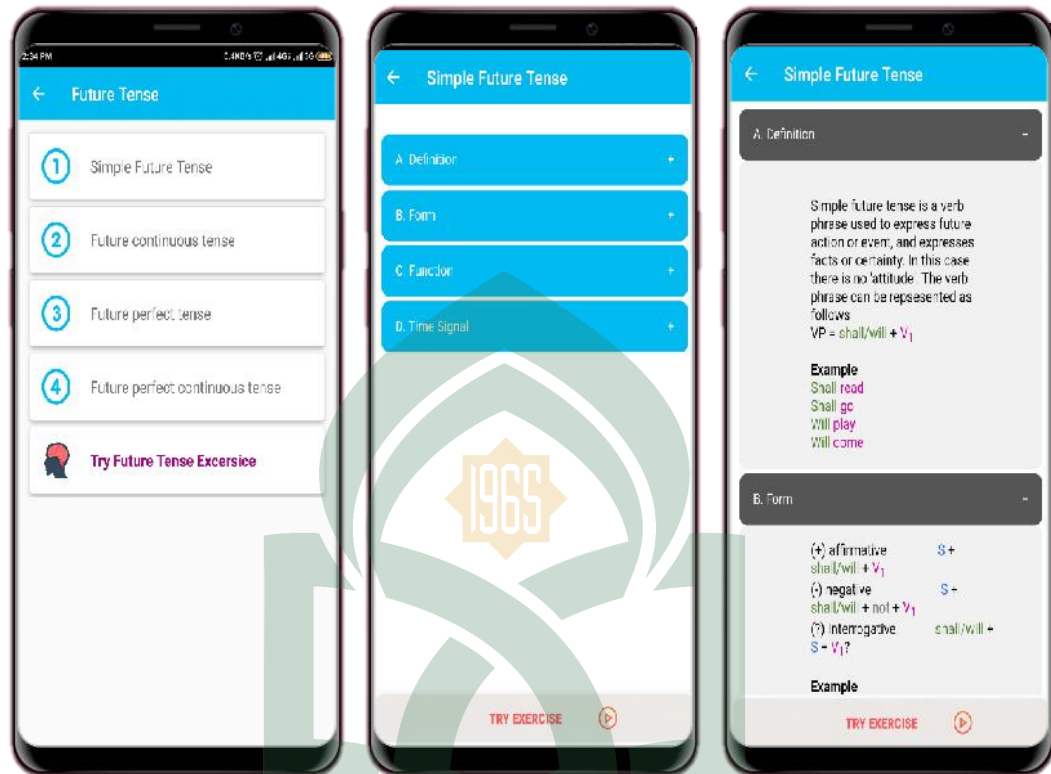


Figure 4.11 one of the sub topic materials of future tense, this page presented the materials of future tense that was divided into 4 section; *the first section* was definition, *second section* was form, *third section* was function, and *the fourth section* was time signal. And there was exercise page that could be accessed in the bottom of the page.

#### 4. Exercise Page

##### 4.12 Exercise Page



Figure 4.12 the page of exercise presented nine questions about future tense, it could be answered by tapping one of the five different choices. The right answer would be presented after the user tapped the “submit answer” in the page.

## 5. Scoring Page

Figure 4.13 Scoring Page

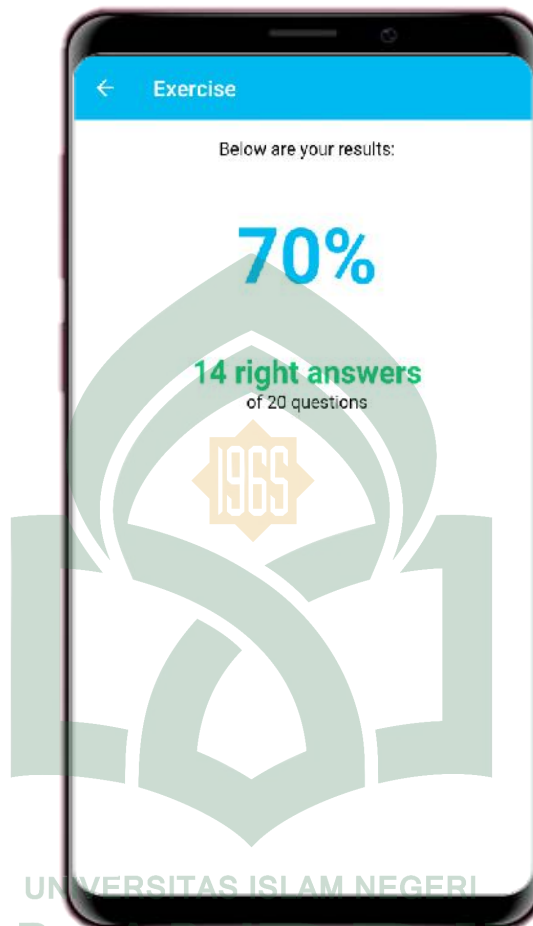


Figure 4.13 the end of exercise section presented the result of the test.

The score was presented based on number of right answer and the result of the test was a percentage of the right answer.



## 6. Evaluation Page

Figure 4.14 Evaluation Page

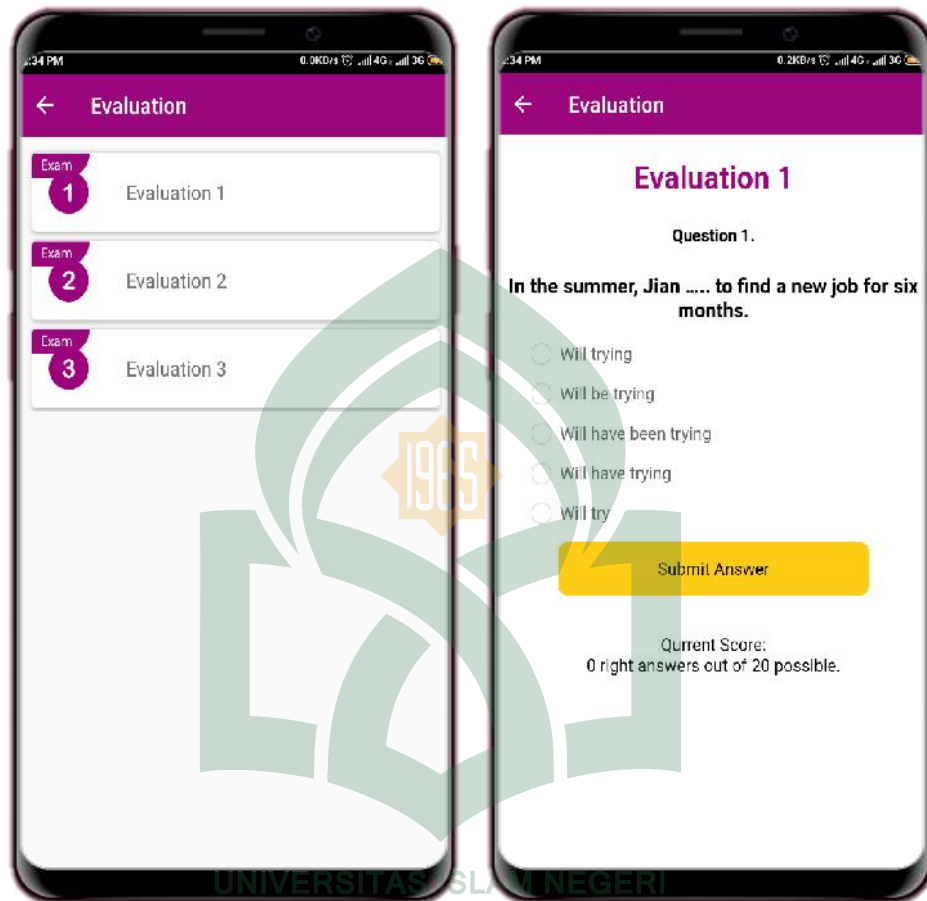


Figure 4.14 the page of evaluation presented six questions about all materials of tenses, it could be answered by tapping one of the five different choices. The right answer would be presented after the user tapped the “submit answer” in the page.

## 7. Scoring Page

### 4.15 Scoring Page

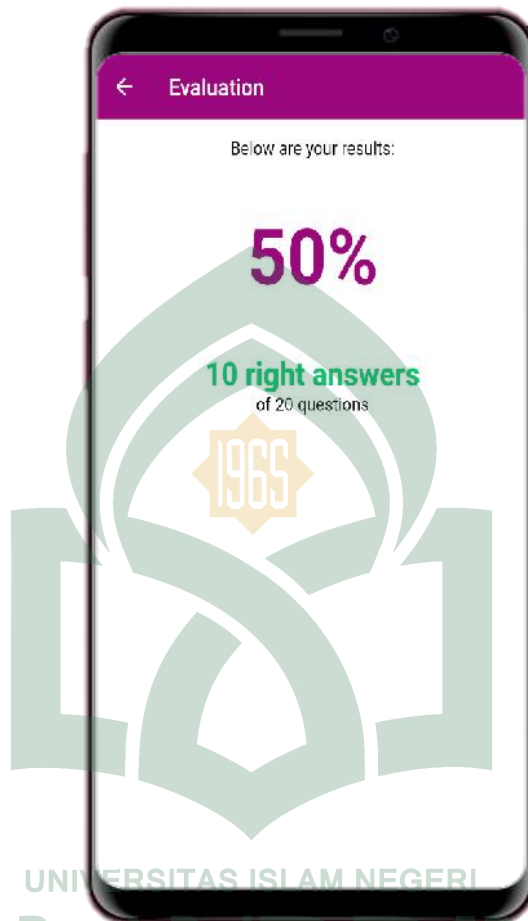


Figure 4.15 the end of evaluation section presented the result of the test.

The score was presented based on number of right answer and the result of the test was a percentage of the right answer.

## 8. Credit Page

### 4.16 Credit Page

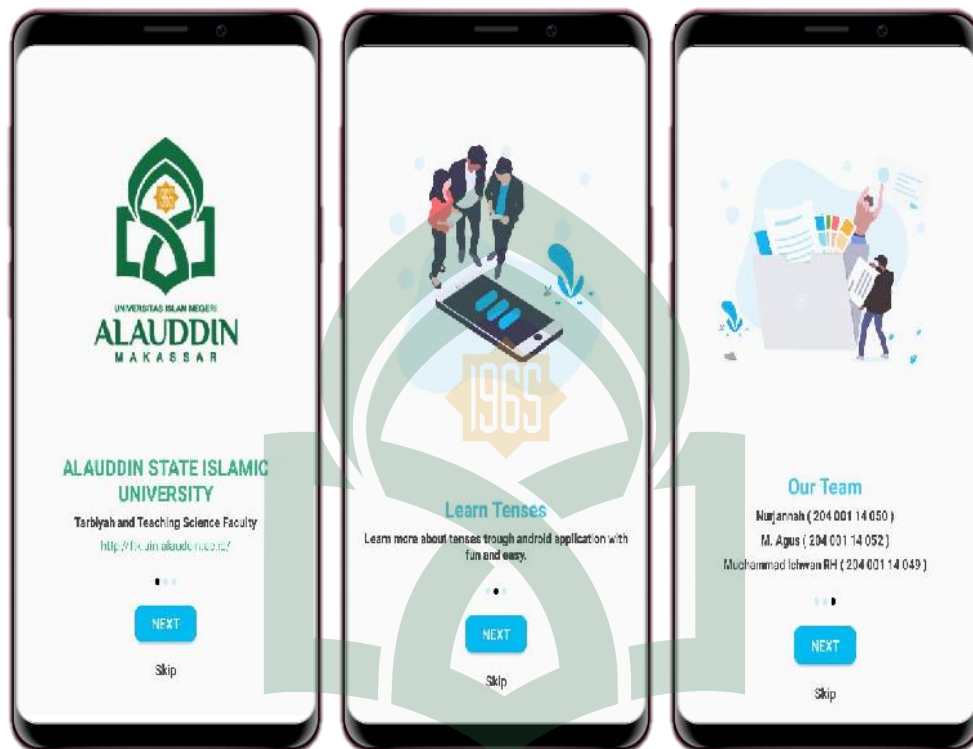


Figure 4.8 this page presented information about the creators who involved in this project. This page could be accessed in the bottom of the homepage.

*3. The students' acceptability of the interactive android application for future tense materials*

After the application was revised based on the suggestions from the experts, the researcher want to know the students' acceptability for the interactive android application. Using questionnaire checklist to rate the students' acceptability was enterprise to know the progress of application quality after the assessment and suggestions from the experts.

a. Content of cognition

**Tabel 4.12**  
**The results of application content based on students' acceptability**

	Indicators	Number of voter					Average score	Description
		1	2	3	4	5		
1	The application can be used as a learning media	-	-	8	9	28	4.44	Very good
2	The materials presented are easy to be understood	-	2	10	23	10	3.91	Good
3	The presented examples can help the students to understand the materials	-	-	15	20	10	3.89	Good
4	The exercises can help the students to improve their comprehension	-	3	19	14	9	3.64	Good
5	The evaluations can help the students to measure their comprehension	-	3	10	14	18	4.04	Good
6	The application can help the students in learning	-	-	10	19	16	4.13	Good
Total							4.01	Good

The results of questionnaire checklist were a guide to know acceptability of the application content in terms of materials, examples, exercises, and evaluations. There were six indicators were already checked with good and very good mark.

After all the indicators resulted good which got average score 4.01, the application content then claimed accepted as reflected to the students' acceptability.

b. Scope of learning

**Tabel 4.13**  
**The results of properness application based on the students' acceptability**

No.	Aspects	Number of voter					Average score	Description
		1	2	3	4	5		
1	The presented materials are appropriate to be used for learning tenses	-	-	18	7	20	4.04	Good
2	The presented materials are comprehensive for learning tenses	-	-	5	21	19	4.31	Very good
3	The presented materials are explicit to be understood	-	-	13	19	13	4	Good
4	The materials presentation are proper and valid for learning tenses	-	-	10	22	13	4.07	Good
5	The exercises are proper to improve students' knowledge	-	-	8	15	22	4.31	Very good
6	The evaluations are proper to measure students' knowledge	-	-	8	16	21	4.29	Very good
7	The language used in the application is understandable	-	-	15	19	11	3.91	Good
Total							4.13	Good

The results of questionnaire checklist were a guide to know acceptability of the properness application in terms of learning tenses, comprehensive materials, explicit materials, material presentation, exercise, evaluation, and language used.

There were seven indicators were already checked with good and very good mark. After all the indicators resulted good which got average score 4.13, the scope of learning then claimed accepted as reflected to the students' acceptability.

## c. Interface Design

**Table 4.14**  
**The results of Interface design based on students' acceptability**

No.	Aspects	Number of voter					Average score	Description
		1	2	3	4	5		
1	The text size in the application is proportional, so the materials are easy to be read	-	-	3	20	22	4.42	Very good
2	The font used in the application is readable	-	-	-	21	24	4.53	Very good
3	The text color are compatible with the background	-	-	3	19	23	4.44	Very good
4	The pictures is attractive	-	-	19	21	5	3.69	Good
5	The pictures size are good	-	-	8	17	20	4.28	Very good
6	The presentation of the application is attractive	-	-	14	20	11	3.39	Good
7	The layout is good	-	-	3	27	15	4.28	Very good
Total							4.22	Very good

The results of questionnaire checklist were a guide to know acceptability of the application interface design in terms of text size, the font, the text color, the picture, the presentation, and the layout.

There were seven indicators were already checked with good and very good mark. After all the indicators resulted very good which got average score 4.22, the interface design then claimed accepted as reflected to the students' acceptability.

## d. Ease of use and navigation

**Table 4.15**  
**The result of Ease of use and navigation based on students' acceptability**

No.	Aspects	Number of voter					Average score	Description
		1	2	3	4	5		
1	The tool and navigation menu are easy to be reached	-	-	4	20	21	4.38	Very good
2	The features of the application run well	-	-	-	28	17	4.38	Very good
3	You can learn how to use the application easily	-	-	-	15	30	4.67	Very good
4	You remember how to use the application easily	-	-	-	15	30	4.67	Very good
5	The application is easy to be installed on the device	-	5	18	17	5	3.49	Good
6	The application is safe to be used	-	-	-	26	19	4.42	Very good
Total							4.33	Very good

The results of questionnaire checklist were a guide to know acceptability of the ease of use and application navigation in terms of tool and navigation menu, feature of application, the ease to operate the application, and the ease to install on the device.

There were six indicators were already checked with good and very good mark. After all the indicators resulted very good which got average score 4.33, the ease of use and navigation then claimed accepted as reflected to the students' acceptability.

## B. Discussion

This research aimed at designing an interactive android application for future tense materials that can be used as the learning media for learning future tense. The media that was designed was based on the needs analysis. It was designed to fulfill the specific needs of the learners.<sup>39</sup>

The interactive android application for future tense materials has passed all of the research and development steps that adapted from Hannafin and Peck Model. There were four steps of research and development; they were (1) need analysis, (2) design, (3) development and implementation, and (4) evaluation.

The first step was need analysis. This step was conducted in October 2018 by distributing questionnaires to the students. The questionnaires consisted of seven aspects that covered the information of present situation analysis, learning situation analysis, and target situation analysis. The data gained from the need analysis was the students' need toward the design of interactive android application for future tense materials.

The result of need analysis questionnaire indicated that 29 of 45 students (64.44%) that indicated to be difficult to understand future tense materials and 25 of 45 students (55.56%) which was majority students indicating in the intermediate level.

---

<sup>39</sup> B. Tomlinson, & Masuhara, H, Developing Language Course Materials (Vol. 11) (Singapore: SEAMEO Regional Language Centre, 2004), pp. 169



In Goals aspect showed 28 of 45 students (62.22%) which was the highest number of students indicating who want to improve their writing skill.

Information about learning media showed that 45 of 45 students (100%) said that there was any learning media can be used in learning and teaching process, 25 of 45 students (55.56%) said that the media was good but not enough to be used in learning process, and 29 of 45 students (64.44%) can understand the materials but they still confused how to use it in real situation.

Learner role showed that 25 of 45 students (55.56%) who learned future tense by techers/friends/others, and 21 of 45 students (46.47%) liked to learn in small group.

The needs of interactive learning media of future tense showed that 29 of 45 students (64.44%) who answered “learning media is good, learn using the media will be easier because of the flexibility of the media”, and 24 of 45 students (53.33%) who liked Android application as a learning media.

The aspect materials need of interactive learning media showed that 25 of 45 students (55.56%) who had chosen definition, function, form and time signal to be used as learning materials, 40 of 45 students (88.89%) said that it was important to give some example in the materials, 30 of 45 students (66.67%) chose to present the materials deductively (explain the formula first and give the example in the end of the materials), 40 of 45 students (88.89%) said that it was impotant to give some exercises and 40 of 45 students (88.89%) said that it was impotant to give evaluation in the end of the materials.

the physical needs of future tense interactive learning media showed that 33 of 45 students (73.33%) chose colorful, 37 of 45 students (82.22%) said that giving some pictures and animations was important, 15 of 45 students (33.33%) chose Times New Roman to be used in the application, 35 of 45 students (77.78%) said that providing the menu bar, icon, and tools was important, 25 of 45 students (55.56%) said that giving some audios was not important, and 29 of 45 students (64.44%) said that giving some videos was important.

The second step was design. After conducting need analysis step, the researcher analyzed the questionnaires from the students. Then, the researcher collected some materials and designed the materials for the learning media based on the result of the need analysis. The design of an interactive android application for future tense material includes a homepage, material page, exercise page, evaluation page, scoring page, and credit page. The materials consisted of all aspect of the future tense such as definition, form, function, and time signal which were completed by some example. The application contained some pictures to make it more attractive for the students. Besides, there were some exercises and evaluation could be used by the students to measure their understanding about the materials. The materials were also completed with exercises and evaluations to measure the students' understanding about the materials.

Then, the researcher developed the interactive android application for future tense materials based on the materials that have been designed. The result of the development step was then showed to the researcher consultants to get comment and suggestion about the product design.

After did evaluation of the product, then, the product was evaluated by the experts using expert evaluation questionnaires. Based on the experts' evaluation for the interactive android application for future tense materials questionnaire, the application has been very well designed due to the following reasons. The questionnaires consisted of four aspects; they are (1) content of cognition, (2) scope of learning, (3) interface design, and (4) ease of the use and navigation. The data from the expert evaluation was used to revise the product.

After revising the product, the next step was the students' acceptability. The product was showed to the students of English education department that consisted of 45 students. Based on the students' acceptability questionnaire, the interactive android application for future tense materials was good and very good, the product then claimed accepted as reflected to the students acceptability.

## CHAPTER V

### CONCLUSIONS AND SUGGESTIONS

#### *A. Conclusions*

1. The students' need toward the design of an interactive android application for future tense materials were an application that consists of material choice, a colourful display, some pictures, some exercises, some evaluations in the end of the materials, and some features. The others students' need were influenced by the problems that appeared on the learning process. A lot of students said that they were difficult to understand future tense materials in the learning process and some of them still confused how to use it in the real situation. Because of that, the researcher provided a new learning media such as android application that can be hoped to help the students in understanding the future tense materials.

2. The design of an interactive android application for future tense material includes a homepage, material page, exercise page, evaluation page, scoring page, and credit page. The materials consisted of all aspect of the future tense such as definition, form, function, and time signal which were completed by some example. The application contained some pictures to make it more attractive for the students. Besides, there were some exercises and evaluation could be used by the students to measure their understanding about the materials.

3. The students' acceptability of the interactive android application for future tense materials was based on the questionnaire of students' acceptability that consists of four criterias, that were; Content of Cognition, Scope of Learning, Interface Design, and Ease of Use and Navigation. All of the criterias resulted good

which got average score 4.17. The product then claimed accepted as reflected to the students acceptability.

### ***B. Suggestions***

Based on the conclusions above, the researcher would like to give suggestions as follows:

1. It is suggested to the students whether in formal education or informal education to use the product of this research for learning tenses in daily life. The development of technology nowadays made daily life easier than before. In education, smartphone with android processor gave way to people to create an application particularly English learning application that could be accessed by user everywhere, and everytime.

2. This research conducted just until the formative evaluation. It gave an opportunity for the next researcher to continue the step of this research which was implementation to know the effectiveness of the product in improving language skill of the stude

## BIBLIOGRAPHY

- Ahmadi, "The Use of Technology in English Language Learning: A Literature Review", *IJREE Journal*, Vol. 3, No. 2, pp. 115-125. 2018
- Anonym, "Material Design for Android", <http://developer.android.com/design/material/index.html>, access on July 6, 2017 23:50
- Anwariningsih Sri Huning, Ernawati Sri, "Development of Interactive Media for ICT Learning at Elementary School Based on Student Self Learning", *Journal of Education and Learning (Edulearn)*, Vol. 7, No. 2, pp. 121-128. 2013
- Arsyad, Azhar, *Media Pembelajaran*, Jakarta: Rajawali Pres. 2014
- Azzola Francesco, *Android Design Basic: Kick-Start Your Android User Interfaces*, Perugia: Exelixix Media. 2014
- Cairncross Sandra, Mannion Mike, "Interactive Multimedia and Learning: Realizing the Benefits", *Innovations in Education and Teaching International*, Vol. 38, No. 2, pp. 156-164. 2001
- Dahniar, "Developing a Task-Based Syllabus Based on Needs Analysis for Midwifery at UIN Alauddin Makassar", *ETERNAL Journal*, Vol. 1, No. 01, pp. 112-130. 2015
- Dimarzio Jerome, *Android: A Programmer's Guide*, New York: Mc Graw Hill. 2008
- Ekker, Jan Van Den, et al, *An Introduction to Educational Design Research*, SLO: Netherland Institute for Curriculum Development. 2010
- Latief Adnan, *Research Method on Language Learning: An Introduction*, Malang: Universitas Negeri Malang Press. 2013
- M. Alessi, Stephen., Stanley R. Trollip, *Multimedia for Learning Method and Development*, Massachusetts: Allyn & Bacon. 2001
- Meier Reto, *Professional Android Application Development*, Indianapolis: Wiley Publishing. 2009
- Munir, *Pembelajaran Jarak Jauh Berbasis Teknologi Informasi dan Komunikasi*, Bandung: Alfabeta. 2009

- Munir M, *Multimedia Konsep & Aplikasi dalam Pendidikan*, Bandung: Alfabeta. 2015
- Pratama, S, *Strategi Pembelajaran*, Yogyakarta: Lembaga Ladang Kata. 2017
- Purnamasari Dian Yohana, "Developing English Learning Materials for Grade X Students of Beauty Program", *Undergraduate (S1) Thesis*, Yogyakarta State University. 2015
- Richards J. C & Renandya W. A, *Methodology in Language Teaching: An Anthology of Current Practice*, Cambridge: Cambridge University Press. 2002
- Rusman, Kurniawan D., Riyana C, *Pembelajaran Berbasis Teknologi Informasi dan Komunikasi Mengembangkan Profesionalitas Guru*, Jakarta: PT. RajaGrafindo Persada. 2011
- Sudjana, N, Rivai Ahmad, *Media Pembelajaran (Penggunaan dan Pembuatannya)*, Bandung: Sinar Baru Algesindo. 2011
- Sugiyono, *Metode Kuantitatif, Kualitatif dan R&D*, Bandung: Alfabeta. 2010
- \_\_\_\_\_, *Statistika Untuk Penelitian*, Bandung : Alfabeta. 1997
- Sukirman, Ningsih Asti Astuti, "Designing Crossword Puzzle to Improve Students' Vocabulary Mastery of The Third Semester in English Education Department Student of UIN ALAUDDIN MAKASSAR", *ETERNAL Journal*, Vol.2, No. 2, pp. 37-54. 2016
- Sung Yao-Ting, Chang Kuo-En, "The Effects of Integrating Mobile Devices with Teaching and Learning on Students' learning performance: A meta-analysis and research synthesis", *Computers & Education*, Vol. 94, pp. 252-275. 2016
- Sutopo, A. H, *Teknologi Informasi dan Komunikasi dalam Pendidikan*, Yogyakarta: Graha Ilmu. 2012
- Tomlinson B, *Materials Development in Language Teaching*, Cambridge: Cambridge University Press. 1998
- , *Developing Materials for Language Teaching Second Edition*, London, New Delhi, New York and Sidney: Bloomsbury Publishing Pic. 2013

Tomlinson, B., & Masuhara, H., *Developing Language Course Materials* (Vol. 11), Singapore: SEAMEO Regional Language Centre. 2004

Yaumi Muhammad, *Media dan Teknologi Pembelajaran*, Jakarta: Prenadamedia Group. 2018







# APPENDICES

UNIVERSITAS ISLAM NEGERI  
**ALAUDDIN**  
M A K A S S A R

## APPENDIX 1

### Need Analysis Questionnaires

#### A. Personal Identity

(You can fill it or not)

Name:

NIM:

#### B. Questionnaires

Choose your answer and give a mark (X) to your answer based on the questions below

1. What do you think about present tense materials?
  - a. Difficult to understand
  - b. Easy to understand
2. Your English level, especially in comprehending Present Tense materials, is:
  - a. Beginner: know the form of the tenses but couldn't make my own sentences and don't know the function of the sentences (when and where the sentences can be used).
  - b. Intermediate: know the form of the tenses and can make my own sentences but don't know the function of the sentences (when and where the sentences can be used).
  - c. Advance: know the form of the tenses, can make my own sentence, and know the function of the sentences (when and where the sentences can be used).
3. How do you learn Present tense materials?
  - a. I'm taught by someone (teachers/friends/others)
  - b. I learn from book
  - c. I learn from other media such as internet
4. Why do you learn present tense?  
(You can choose more than one)
  - a. I want to improve my speaking skill
  - b. I want to improve my writing skill
  - c. I want to improve my reading skill
  - d. I want to improve my listening skill
5. Is there any present tense learning media can be used in learning and teaching process?
  - a. Yes
  - b. No
6. What do you think about present tense learning media?
  - a. The media is good and enough to be used in learning process

- b. The media is good but not enough to be used in learning process
  - c. The media is not good and not enough to be used in learning process
7. How much the learning media can help you to understand the present tense materials?
- a. I cannot understand the materials well
  - b. I can understand the materials but I still confuse how to use it in the real situation
  - c. I can understand the materials and can use it in the real situation
8. What is your learning style?
- a. Audio
  - b. Visual
  - c. Audio visual
9. I like to learn:
- a. Individual
  - b. In Pairs
  - c. In Small group
  - d. In big group
10. What do you think about present tense learning media integrated with technology?
- a. Learning media is good, learn using the media will be easier because the flexibility of the media.
  - b. Learning media is good but it is not effective to be used in learning because it can break the students' focus on learning.
  - c. Learning media is not good to be used in learning.
11. What kind of present tense learning media technology based that you like?
- a. Android application
  - b. e-book
  - c. web blog
12. What kind of present tense materials that you want?
- a. Definition
  - b. Kinds of present tense
  - c. Function
  - d. Form
  - e. Time signal
  - f. All aspects (a, b, ,c, d, and e)
13. Is it important to give some example in the materials?
- a. Yes
  - b. No

14. How is the presentation of the materials that you want?
  - a. Present the materials deductively (explain the formula first and give the example in the end of the materials)
  - b. Present the material inductively (give the example first and conclude the formula in the end of the materials)
15. Is it important to give some exercises?
  - a. Yes
  - b. No
16. Is it important to give evaluation in the end of the materials?
  - a. Yes
  - b. No
17. I like the application that is:
  - a. Black and white
  - b. Colorful
18. Is it important to give some pictures or animation in the application?
  - a. Yes
  - b. No
19. What kind of font that can be used in present the materials?
  - a. Calibri
  - b. Times new roman
  - c. Comic sans MS
  - d. Arial
  - e. Others.....
20. Is it important to provide menu bar and icon that can help the students learn?
  - a. Yes
  - b. No
21. Is it important to provide some tools that can help the learner to use the application?
  - a. Yes
  - b. No
22. Is it important to provide audio to make the learning media more interactive?
  - a. Yes
  - b. No
23. Is it important to provide video in the application?
  - a. Yes
  - b. No

**APPENDIX 2**  
**The Result of Students' Need Analysis Questionnaire**

(1) Basic information about the learners.

Indicator	Question	Answer choice	Number of voter	Total students
The learners' conception about present tense	What do you think about present tense materials?	c. Difficult to understand	<b>29 (64.44%)</b>	45
		d. Easy to understand	16 (35.55%)	
The learners' knowledge level	Your English level, especially in comprehending Present Tense materials, is:	d. Beginner: know the form of the tenses but couldn't make my own sentences and don't know the function of the sentences (when and where the sentences can be used).	12 (26.67%)	45
		e. Intermediate: know the form of the tenses and can make my own sentences but don't know the function of the sentences (when and where the sentences can be used).	<b>25 (55.56%)</b>	
		f. Advance: know the form of the tenses, can make my own sentence, and know the function of the sentences (when and where the sentences can be used).	8 (17.78%)	

## (2) Goals.

Indicator	Question	Answer choice	Number of voter	Total students
The learners' goals in learning present tense	Why do you learn present tense? (You can choose more than one)	e. I want to improve my speaking skill	22 (48.89%)	45
		f. I want to improve my writing skill	<b>28</b> <b>(62.22%)</b>	
		g. I want to improve my reading skill	15 (33.33%)	
		h. I want to improve my listening skill	13 (28.89%)	

## (3) Information about learning media.

Indicator	Question	Answer choice	Number of voter	Total students
The availability of present tense learning media	Is there any present tense learning media can be used in learning and teaching process?	a. Yes	<b>45</b> <b>(100%)</b>	45
		b. No	-	
the conception about present tense learning media	What do you think about present tense learning media?	d. The media is good and enough to be used in learning process	18 (40%)	45
		e. The media is good but not enough to be used in learning process	<b>25</b> <b>(55.56%)</b>	
		f. The media is not good and not enough to be used in learning process	2 (4.44%)	
	How much the learning media	e. I cannot understand	7 (15.56%)	45

the role of the media for the learners	can help you to understand the present tense materials?	the materials well		
		f. I can understand the materials but I still confuse how to use it in the real situation	<b>29</b> <b>(64.44%)</b>	
		g. I can understand the materials and can use it in the real situation	9 (20%)	

## (4) Learner role.

Indicator	Question	Answer choice	Number of voter	Total students
Learning style	How do you learn Present tense materials?	d. I'm taught by someone (teachers/friends/others)	<b>25</b> <b>(55.56%)</b>	45
		e. I learn from book	6 (13.33%)	
		f. I learn from other media such as internet	14 (31.11%)	
	What is your learning style?	d. Audio	6 (13.33%)	45
		e. Visual	<b>24</b> <b>(53.33%)</b>	
		f. Audio visual	15 (33.33%)	
Type of learning activity	I like to learn:	e. Individual	12 (26.67%)	45
		f. In Pairs	4 (8.89%)	
		g. In Small group	<b>21</b> <b>(46.67%)</b>	
		h. In big group	8 (17.78%)	

## (5) The need of interactive learning media of present tense.

Indicator	Question	Answer choice	Number of voter	Total students
The conception about present tense learning media technology based	What do you think about present tense learning media integrated with technology?	d. Learning media is good, learn using the media will be easier because the flexibility of the media.	29 (64.44%)	45
		e. Learning media is good but it is not effective to be used in learning because it can break the students' focus on learning.	10 (22.22%)	
		f. Learning media is not good to be used in learning.	6 (13.33%)	
Kind of present tense learning media technology based that the students like	What kind of present tense learning media technology based that you like?	d. Android application	24 (53.33%)	45
		e. e-book	5 (11.11%)	
		f. web blog	14 (31.11%)	

## (6) The aspect of materials need of interactive learning media.

Indicator	Question	Answer choice	Number of voter	Total students
Kind of materials	What kind of present tense materials that you want?	g. Definition	4 (8.89%)	45
		h. Kinds of present tense	6 (13.33%)	
		i. Function	4 (8.89%)	
		j. Form	4 (8.89%)	
		k. Time signal	2 (4.44%)	



		1. All aspects (a, b, ,c, d, and e)	<b>25</b> <b>(55.56%)</b>	
The importance of example	Is it important to give some example in the materials?	c. Yes	<b>40</b> <b>(88.89%)</b>	45
		d. No	5 (11.11%)	
The presentation of materials	How is the presentation of the materials that you want?	c. Present the materials deductively (explain the formula first and give the example in the end of the materials)	<b>30</b> <b>(66.67%)</b>	45
		d. Present the material inductively (give the example first and conclude the formula in the end of the materials)	15 (33.33%)	
The importance of exercises	Is it important to give some exercises?	c. Yes	<b>40</b> <b>(88.89%)</b>	45
		d. No	5 (11.11%)	
The important of evaluation	Is it important to give evaluation in the end of the materials?	c. Yes	<b>40</b> <b>(88.89%)</b>	45
		d. No	5 (11.11%)	

(7) The physical need of present tense interactive learning media.

Indicator	Question	Answer choice	Number of voter	Total students
The color	I like the application that is:	c. Black and white	12 (26.67%)	45
		d. Colorful	<b>33</b> <b>(73.33%)</b>	
the importance of picture and animation	Is it important to give some pictures or animation in the application?	c. Yes	<b>37</b> <b>(82.22%)</b>	45
		d. No	8 (17.78%)	
		f. Calibri	<b>15</b>	45

the font of the letter	What kind of font that can be used in present the materials?		(33.33%)	
		g. Times new roman	15 (33.33%)	
		h. Comic sans MS	3 (6.67%)	
		i. Arial	7 (15.56%)	
		j. Others.....	5 (11.11%)	
the importance of menu bar, icon, and tools	Is it important to provide menu bar, icon, and some tools that can help the learner to use the application?	c. Yes	35 (77.78%)	45
		d. No	10 (22.22%)	
the importance of audio	Is it important to provide audio to make the learning media more interactive?	c. Yes	20 (44.44%)	45
		d. No	25 (55.56%)	
the importance of video	Is it important to provide video in the application?	c. Yes	29 (64.44%)	45
		d. No	16 (35.56%)	

**APPENDIX 3**  
**EXPERT EVALUATION CHECKLIST**  
**DESIGNING AN INTERACTIVE ANDROID APPLICATION FOR FUTURE**  
**TENSE MATERIALS**

**INSTRUCTION**

1. I, as a researcher, ask for your readiness to give an assessment toward the interactive learning media that I have made based on the criteria that I made in the instrument of the assessment.
2. Give a check (√) on the available column based on the available alternative answers. There are four alternative answers, they are:  
5 = strongly agree  
4 = agree  
3 = neutral  
2 = disagree  
1 = strongly disagree
3. If you think there is something should be revised, please give a mark on that part therefore I can revise it based on the result of this assessment.
4. You are requested to give comment or suggestion in the available place.
5. You are requested to give a circle in the conclusion of the result of the android application learning media assessment.
6. Thank you in advance for your assistance.



**A. Content of cognition**

	indicators	Assessment				
		1	2	3	4	5
1	The application can be used as a learning media					
2	The materials presented are easy to be understood					
3	The presented examples can help the students to understand the materials					
4	The exercises can improve student's grammar knowledge					
5	The evaluations can measure student's grammar knowledge					
6	The application can be used as medium of learning					

**B. Scope of Learning**

No.	Indicators	Assessment				
		1	2	3	4	5
7	The presented materials are appropriate to be used for learning tenses					
8	The presented materials are comprehensive for learning tenses					
9	The presented materials are explicit to be understood					
10	The material presentation are proper and valid in learning tenses					
11	The exercises are proper to improve student's knowledge					
12	The evaluations are proper to measure student's knowledge					
13	The language used in the application is understandable					

**C. Interface design**

No.	Indicators	Assessment				
		1	2	3	4	5
14	The text size in the application is proportional, so the materials are easy to be read					
15	The font used in the application is readable					
16	The text color are compatible with the background					
17	The pictures is attractive					
18	The pictures size are good					
19	The presentation of the application is attractive					
20	The layout is good					

**D. Ease of use and navigation**

No.	Indicators	Assessment				
		1	2	3	4	5
21	The tool and navigation menu are easy to be reached					
22	The features of the application run well					
23	You can learn how to use the application easily					
24	You can remember how to use the application easily					
25	The application is easy to be installed on the device					
26	The application is save to be used					

(Adapted from Wati: 2018)

## CONCLUSION

In my point of view, this future tense learning media is:

- Proper to be used without revision
- Proper to be used with revision
- Do not proper to be used

Comment/suggestion:

UNIVERSITAS ISLAM NEGERI  
ALAUDDIN  
MAKASSAR

2019

.....

## APPENDIX 4

### The Result of the Expert Evaluation

#### A. Content of cognition

	Indicators	Assessment		Mean score
		Expert 1	Expert 2	
1	The application can be used as a learning media	5	5	5
2	The materials presented are easy to be understood	4	5	4.5
3	The presented examples can help the students to understand the materials	4	4	4
4	The exercises can help the students to improve their comprehension	4	4	4
5	evaluations can help the students to measure their comprehension	5	4	4.5
6	The application can help the students in learning	5	4	4.5
Total				4.42

#### B. Scope of Learning

No.	Aspects	Assessment		Mean score
		Expert 1	Expert 2	
1	The presented materials are appropriate to be used for learning tenses	5	4	4.5
2	The presented materials are comprehensive for learning tenses	4	4	4
3	The presented materials are explicit to be understood	4	4	4
4	The materials presentation are proper and valid for learning tenses	4	4	4
5	The exercises are proper to improve students' knowledge	4	4	4
6	The exercises are proper to improve students' knowledge	5	4	4.5
7	The language used in the application is understandable	5	4	4.5
Total				4.21

### C. Interface design

No.	Aspects	Assessment		Mean score
		Expert 1	Expert 2	
1	The text size in the application is proportional, so the materials are easy to be read	4	5	4.5
2	The font used in the application is readable	5	5	5
3	The text color are compatible with the background	5	4	4.5
4	The pictures is attractive	4	4	4
5	The pictures size are good	4	4	4
6	The presentation of the application is attractive	4	4	4
7	The layout is good	5	4	4.5
Total				4.35

### D. Ease of use and navigation

No.	Aspects	Assessment		Mean score
		Expert 1	Expert 2	
1	The tool and navigation menu are easy to be reached	5	4	4.5
2	The features of the application run well	5	4	4.5
3	You can learn how to use the application easily	5	4	4.5
4	You can learn how to use the application easily	5	4	4.5
5	The application is easy to be installed on the device	5	3	4
6	The application is safe to be used	5	4	4.5
Total				4.42



**APPENDIX 5**  
**STUDENTS EVALUATION CHECKLIST**  
**DESIGNING AN INTERACTIVE ANDROID APPLICATION FOR FUTURE**  
**TENSE MATERIALS**

**INSTRUCTION**

1. I, as a researcher, ask for your readiness to give an assessment toward the interactive learning media that I have made based on the criteria that I made in the instrument of the assessment.
2. Give a check (✓) on the available column based on the available alternative answers. There are four alternative answers, they are:
  - 5 = strongly agree
  - 4 = agree
  - 3 = neutral
  - 2 = disagree
  - 1 = strongly disagree
3. Thank you in advance for your assistance.



## A. Personal Identity

(You can fill it or not)

Name:

NIM:

## B. Questionnaires

No .	indicators	assessment				
		1	2	3	4	5
1.	The application can be used as a learning media					
2.	The materials presented are easy to be understood					
3.	The presented examples can help the students to understand the materials					
4.	The exercises can help the students to improve their comprehension					
5.	evaluations can help the students to measure their comprehension					
6.	The application can help the students in learning					
7.	The presented materials are appropriate to be used for learning tenses					
8.	The presented materials are comprehensive for learning tenses					
9.	The presented materials are explicit to be understood					
10.	The materials presentation are proper and valid for learning tenses					
11.	The exercises are proper to improve students' knowledge					
12.	The exercises are proper to improve students' knowledge					
13.	The language used in the application is understandable					
14.	The text size in the application is proportional, so the materials are easy to be read					
15.	The font used in the application is readable					
16.	The text color are compatible with the background					
17.	The pictures is attractive					
18.	The pictures size are good					
19.	The presentation of the application is attractive					
20.	The layout is good					

21.	The tool and navigation menu are easy to be reached					
22.	The features of the application run well					
23.	You can learn how to use the application easily					
24.	You can learn how to use the application easily					
25.	The application is easy to be installed on the device					
26.	The application is safe to be used					



**APPENDIX 6**  
**The Result of the Students Evaluation Checklist**

**A. Content of cognition**

	Indicators	Number of voter					Mean score
		1	2	3	4	5	
1	The application can be used as a learning media	-	-	8	9	28	4.44
2	The materials presented are easy to be understood	-	2	10	23	10	3.91
3	The presented examples can help the students to understand the materials	-	-	15	20	10	3.89
4	The exercises can help the students to improve their comprehension	-	3	19	14	9	3.64
5	evaluations can help the students to measure their comprehension	-	3	10	14	18	4.04
6	The application can help the students in learning	-	-	10	19	16	4.13
Total							4.01

**B. Scope of Learning**

No.	Aspects	Number of voter					Mean score
		1	2	3	4	5	
1	The presented materials are appropriate to be used for learning tenses	-	-	18	7	20	4.04
2	The presented materials are comprehensive for learning tenses	-	-	5	21	19	4.31
3	The presented materials are explicit to be understood	-	-	13	19	13	4
4	The materials presentation are proper and valid for learning tenses	-	-	10	22	13	4.07
5	The exercises are proper to improve students' knowledge	-	-	8	15	22	4.31
6	The exercises are proper to improve students' knowledge	-	-	8	16	21	4.29
7	The language used in the application is understandable	-	-	15	19	11	3.91
Total							4.13



## APPENDIX 7

### The Materials Design

#### FUTURE TENSE

##### 1. Simple future tense

###### a. Definition

Simple future tense is a verb phrase used to express future action or event, and expresses facts or certainty. In this case there is no 'attitude'. The verb phrase can be represented as follows

VP = shall/will + V<sub>1</sub>

Example

Shall read

Shall go

Will play

Will come

###### b. Form

(+) affirmative

S + shall/will + V<sub>1</sub>

(-) negative

S + shall/will + not + V<sub>1</sub>

(?) Interrogative

shall/will + S + V<sub>1</sub>?

Example

They will go.

They will not go.

Will they go?

We shall cook together.

We shall not cook together.

Shall we cook together?

Ryan will accompany me to go to the market.

Ryan will not accompany me to go to the market.

Will Ryan accompany me to go to the market?

**NOTE:** In modern English “will” is preferred to “shall”. Shall is mainly used with I and we to make an offer or suggestion, or to ask for advice (see examples above). With the other persons (you, he, she, they) shall is only used in literary or poetic situations, e.g. "With rings on her fingers and bells on her toes, She shall have music wherever she goes."

**NOTE:**

Contractions

I will = I'll

We will = we'll

You will = you'll

He will = he'll

She will = she'll

They will = they'll

Will not = won't

The form "it will" is not normally shortened.

c. Function

The simple future is used:

- To predict a future event:

It will rain tomorrow.

- With I or We, to express a spontaneous decision:

I'll pay for the tickets by credit card.

- To express willingness:

I'll do the washing-up.

He'll carry your bag for you.

- In the negative form, to express unwillingness:

The baby won't eat his soup.

I won't leave until I've seen the manager!

- With I in the interrogative form using "shall", to make an offer:

Shall I open the window?

- With we in the interrogative form using "shall", to make a suggestion:

Shall we go to the cinema tonight?

- With I in the interrogative form using "shall", to ask for advice or instructions:

What shall I tell the boss about this money?

- With you, to give orders:

You will do exactly as I say.

- With you in the interrogative form, to give an invitation:

Will you come to the dance with me?

Will you marry me?

## d. Time signal

Tomorrow	Soon
Tonight	Later
This evening	In a few weeks
This weekend	Next week/month/year

## Example

I will come **later**.

My friends and I will buy a new book **next week**.

Mira will cook for dinner **soon**.

## 2. Future Continuous Tense

## a. Definition

The future continuous tense is used when an action is promised/ thought to be going on at a specific time/context in the future. The future continuous tense is actually a verb phrase consisting of the auxiliary verb will followed by be and V<sub>ing</sub>. The verb phrase can be formulated as follows

VP = will + be + V<sub>ing</sub>

## Example

Will be **going**

Will be **riding**

Will be **climbing**

Will be **attending**

## b. Form

(+) affirmative	S + will + be + V <sub>-ing</sub>
(-) negative	S + will + not + be + V <sub>-ing</sub>
(?) Interrogative	will + S + be + V <sub>-ing</sub> ?

## Example

I will be **attending** the party.

I will not be **attending** the party.

Will I be **attending** the party?

Susan will be **working** in her new job.

Susan will not be **working** in her new job.

Will Susan be **working** in her new job?

They will be **playing** a game together.

They will not be **playing** a game together.

Will they be **playing** a game together?



c. Function

The future continuous is used for quite a few different purposes, they are:

- The future continuous can be used to project ourselves into the future.

By Christmas I will be skiing like a pro.

This time next week I will be sun-bathing in Bali.

- The future continuous can be used for predicting or guessing about future events.

He'll be coming to the meeting, I expect.

I guess you'll be feeling thirsty after working in the sun.

- In the interrogative form, the future continuous can be used to ask politely for information about the future.

Will you be bringing your friend to the pub tonight?

Will Jim be coming with us?

- When combined with still, the future continuous refers to events that are already happening now and that we expect to continue some time into the future.

In an hour I'll still be ironing my clothes.

Tomorrow he'll still be suffering from his cold.

d. Time signal

At 7 o'clock tomorrow

At the same time tomorrow

Tomorrow morning

From 7 to 9 o'clock tomorrow

Example

She will be attending the event at 7 o'clock tomorrow.

They will be participating tomorrow morning.

John will be working in her new job at the same time tomorrow.

### 3. Future Perfect Tense

#### a. Definition

The future perfect tense is used to demonstrate an action which is promised to be done by a certain time in the future. The future perfect tense is a verb phrase consisting of the modal auxiliary will, the simple form of have, and the past participle form of the main verb. The verb phrase can be formulated as follows

VP = will + have + V<sub>3</sub>

#### Example

Will have read

Will have learned

Will have mastered

Will have written

#### b. Form

(+) affirmative

S + will + have + V<sub>3</sub>

(-) negative

S + will + not + have + V<sub>3</sub>

(?) Interrogative

will + S + have + V<sub>3</sub>?

#### Example

You will have finished your report by this time next week.

You will not have finished your report by this time next week.

Will you have finished your report by this time next week?

She will have cleaned the house before her father comes.

She will not have cleaned the house before her father comes.

Will she have cleaned the house before her father comes?

I shall have completed the assignment by Monday.

I shall not have completed the assignment by Monday.

Shall I have completed the assignment by Monday?

#### c. Function

The future perfect tense refers to a completed action in the future. When we use this tense we are projecting ourselves forward into the future and looking back at an action that will be completed sometime later than now. It is most often used with a time expression.

#### Example

I will have been here for six months on June 23rd.

By the time you read this I will have left.

You will have finished your report by this time next week.

## d. Time signal

By next Monday

By next month

By the end of this week

By this weekend

## Example

I shall have completed the assignment **by Monday**.We will have finished the work **by this weekend**.She will have applied to the university **by next month**.

## 4. Future Perfect Continuous Tense

## a. Definition

The future perfect continuous tense is a verb phrase consisting of the modal auxiliary will followed by the simple form of have, the past participle form of be, and the ing-form of the main verb. The verb phrase can be formulated as follows

VP = will + have + been + V-ing

## Example

Will have been waiting

Will have been reading

Will have been cooking

Will have been learning

## b. Form

(+) affirmative S + will + have + been + V-ing

(-) negative S + will + not + have + been + V-ing

(?) Interrogative will + S + have + been + V-ing?

## Example

She will have been being bored tomorrow.

She will not have been being bored tomorrow.

Will she have been being bored tomorrow?

I will have been waiting here for three hours by six o'clock.

I will not have been waiting here for three hours by six o'clock.

Will I have been waiting here for three hours by six o'clock.

We will have been working here for four years next year.

We will not have been working here for four years next year.

Will we have been working here for four years next year?

c. Function

Like the future perfect simple, this form is used to project ourselves forward in time and to look back. It refers to events or actions that are currently unfinished but will be finished at some future time. It is most often used with a time expression.

Example

I will have been waiting here for three hours by six o'clock.

By 2001 I will have been living in London for sixteen years.

When I finish this course, I will have been learning English for twenty years.

d. Time signal

By .... For ....

By the next week for a month

By the end of ....

By the end of this year

Example

We will have been working here for four years next year.

I will not have been waiting here for three hours by six o'clock.

My friend will have been studying English by the next week for a month.

## APPENDIX 8

### Exercise

1. Ridho and I will ..... Bandung tomorrow.
  - a. Goes to
  - b. Go to
  - c. Went to
  - d. Go to
  - e. To go to
  
2. Annisa: Could you tell Andi to meet me at the library tomorrow?  
Surti: Sure, I ..... him.
  - a. would have told
  - b. am telling
  - c. be telling
  - d. will tell
  - e. will be telling
  
3. Rossa ..... perfected her English by the time she come back from Australia.
  - a. Was
  - b. Has been
  - c. Will have
  - d. Will has
  - e. Will be
  
4. The film will have ..... by the time we get there.
  - a. Started
  - b. Start
  - c. Starting
  - d. Starts
  - e. Is start
  
5. Fahmi and Dayat will not ..... in music competition at school next month.
  - a. Participates
  - b. Participate
  - c. Participation
  - d. Participated
  - e. Participating

6. By next August, I will have ..... my promotion.
- Receive
  - Receiving
  - Receives
  - Received
  - To receiving
7. Ami : Hey! Look at those dark clouds!  
Kiki : Woow! It is ..... rain soon
- Will
  - Coming
  - Going to
  - Will be
  - Going
8. Nita : what are you planning to do with all these sculpture?  
Rachmat : I ..... them in cultural fair next month.
- To be exhibiting
  - To exhibit
  - Will exhibit
  - Be exhibiting
  - Exhibits
9. Your parents ..... proud of you if you finish your study at University.
- Will be
  - Will
  - Going to
  - Is
  - Be going to
10. I will ..... in New York for seven months by the time I leave.
- Has
  - Have
  - Has been
  - Have been
  - Was

11. They are ..... have completed the project before the deadline.
- Gone
  - Going to
  - Go
  - Goes
  - Went
12. I ..... have bought a few apples at the market.
- Is
  - Am
  - Are
  - Was
  - Will
13. Your best friend ..... help by the time you ..... her to take part in your wedding.
- Will have offered – ask
  - Ask – will have offered
  - Will ask – will have offered
  - Ask – have offered
  - Will have offered – will ask
14. You can call me at 8 a.m, I ..... at the office by 8 a.m
- Will arrived
  - Will arrive
  - Will have been arrived
  - Will have arrived
  - Will have been arriving
15. Riyan and Fahmi hope they ..... all the tenses by the time the exam comes.
- Will have been master
  - Will have been mastered
  - Will have master
  - Will have mastered
  - Will master

16. Rina is probably ..... completed the proposal by the time he leaves this afternoon.
- To have
  - Going to
  - Will to have
  - Going to have
  - Will be going to
17. Sarah will be ..... for him when his plane arrives tonight.
- Wait
  - Waiting
  - Waits
  - Is wait
  - Will wait
18. They will ..... running away the next week.
- Be keeping
  - Keep to
  - Keeping
  - Be keep
  - Keep
19. The workers will have ..... to build an apartment on March.
- Finished
  - To finished
  - To finishing
  - To finish
  - Finish
20. You will not have been ..... for 3 hours at 10.00 a.m. you still need 30 minutes more to make it.
- To teaching
  - To teach
  - Teaching
  - Be teach
  - Teach



## APPENDIX 9 EVALUATION

### EVALUATION 1

1. In the summer, Jian ..... to find a new job for six months.
  - a. Will trying
  - b. Will be trying
  - c. Will have been trying
  - d. Will have trying
  - e. Will try
2. Ridwan ..... that he will go with us.
  - a. Doubt
  - b. Doubted
  - c. Doubts
  - d. Doubting
  - e. To doubt
3. We ..... football next week.
  - a. Are going to play
  - b. Are going to playing
  - c. Going to play
  - d. Going to playing
  - e. Go to play
4. He ..... for three weeks when he finally reached Collage Town.
  - a. Is traveling
  - b. Will travel
  - c. Travels
  - d. Have traveled
  - e. Had been traveling
5. Mila ..... at the office when you arrive.
  - a. Has working
  - b. Will be working
  - c. Have working
  - d. Will be work
  - e. Will work
6. I ..... with my computer all day, and all I wanted to do was eat some chocolates.
  - a. Has work
  - b. Has been worked

- c. Has been working  
d. Had been worked  
e. Had been working
7. Cristiano Ronaldo will not have ..... football for Juventus for 5 years at 2018.  
a. Been playing  
b. Been played  
c. Be play  
d. playing  
e. play
8. Reza: did the man ..... the beggar?  
Alla: yes he did, and he ..... some money.  
a. Helped – had given  
b. Help – give  
c. Help – gives  
d. Help – gave  
e. Helped – gave
9. Dayat: Have you delivered the package to the customers?  
Nanna: Not yet, some . . .  
a. were wrapped  
b. are still being wrapped  
c. will have been wrapped  
d. have been wrapped  
e. would be wrapped
10. Agus: You look so unhappy, Chiwan. What's the matter?  
Chiwan: My father ..... his job.  
a. Loses  
b. Has just lost  
c. Losing  
d. Has been losing  
e. Is losing
11. Fika : Can I borrow your laptop?  
Dilla : Certainly, but what's wrong with yours?  
Fika: It ..... now.  
a. Is going to repair  
b. Is being repaired  
c. Is repairing  
d. Repaired  
e. Has repaired

12. The train always . . . . . on time.
- Arrive
  - To arrive
  - Arrives
  - Arrived
  - Arriving
13. Last week Rini ... a holiday, she didn't go for a picnic, she went camping.
- is has
  - has
  - had
  - have
  - having
14. Professor Hamdan ..... a different class last year.
- Teaches
  - Taught
  - Teaching
  - Have taught
  - Was taught
15. When ..... to Mr. Yaumi?
- Did you speak
  - Did you spoke
  - Did you spoken
  - Do you spoke
  - Do you speaking
16. She had ..... without a new watch when her sister bought her a new one.
- Gotten along
  - Have gotten along
  - Be gotten along
  - Been getting along
  - Be getting along
17. I saw weather forecast on TV that tomorrow . . . . . windy.
- Will be
  - Is
  - Going to
  - Will
  - Will go to


18. By the time Sara finished this course, she ..... the test.
- Will have taken
  - Will had taken
  - Will has taken
  - Will have been taken
  - Will have been taking
19. Ichwan was extremely tired when he arrived, because he .... For his flight for four hours.
- Is waiting
  - Had been waiting
  - Has waited
  - Has been waiting
  - Waited
20. The secretary ..... the letter now.
- Types
  - Is typing
  - Typed
  - Type
  - Has type



## EVALUATION 2

1. The bridge ..... yesterday, so the traffic was delayed.
- Was repairing
  - Was repaired
  - Were repairing
  - Were repaired
  - Has repaired
2. My mobile phone .....
- Has been stolen
  - Have been stolen
  - Has stolen
  - Have stolen
  - Stolen

3. Mia hasn't seen her family .... Two years ago.
- Since
  - For
  - From
  - Before
  - To
4. I ..... a beautiful dream when the alarm clock rang.
- Am having
  - Was having
  - Has had
  - Had had
  - Have had
5. My friend and I have some jobs on abroad and we need to do it together as a team. We ..... in Australia next month.
- Flew
  - Flown
  - Fly
  - Flying
  - Are flying
6. I will be ..... in the office while you watch a movie.
- Working
  - Going to work
  - Worked
  - To work
  - going to be working
7. I will return your book as soon as ..... reading it.
- I finish
  - I finished
  - I finishes
  - I finishing
  - I do finishing
8. What will she ..... in Japan?
- Doing
  - Do
  - Does
  - Done
  - To do

9. Anggun ..... the entire book.
- Has already read
  - Has been reading
  - Had been reading
  - Is reading
  - Read.
10. By the time the lecturer came, the students ..... a half part of the text.
- Had reading
  - Has reading
  - Has been reading
  - Had been reading
  - Has read
11. The sun .... From the East.
- It rises
  - Is rising
  - Which is rising
  - Rises
  - Rising
12. I ..... him later.
- Call
  - Am calling
  - Have called
  - Shall call
  - Called
13. Shall we ..... the suspect tomorrow?
- Arresting
  - Arrest
  - Arrested
  - To arrest
  - Arrests
14. Her friends had ..... of calling the police when she walked in.
- Being thinking
  - Been thinking
  - Been though
  - Be thinking
  - Be though
- 
- The logo of Universitas Islam Negeri Alauddin Makassar is a large, stylized green emblem. It features a central yellow star with the year '1965' inside. The emblem is composed of several interlocking geometric shapes, including arches and squares, creating a complex, symmetrical design. Below the emblem, the text 'UNIVERSITAS ISLAM NEGERI' is written in a smaller green font, followed by 'ALAUDDIN' in a larger, bold green font, and 'MAKASSAR' in a smaller green font at the bottom.

15. I didn't hear the thunder during the storm last night because I.....soundly.
- have slept
  - have been sleeping
  - am sleeping
  - has slept
  - was sleeping
16. Dannish ..... many books next day.
- Bring
  - Will be bringing
  - Is bring
  - Will bringing
  - Will be bringing
17. Diana .... In her house for almost 10 years.
- Had lived
  - Has been living
  - Is living
  - Lives
  - Live
18. Ayu is ..... a Dentist.
- Be
  - To be
  - Going to
  - Going to be
  - To be going to
19. April told me yesterday that she ..... England in 2000.
- Is Visited
  - Was visited
  - Is visiting
  - Had visiting
  - Had visited
20. Fadli and Dayat .... Together.
- Do surfing
  - Don't surfing
  - Don't surf
  - Do surf
  - Do surfs

## EVALUATION 3

1. Sari ..... to school with her friends at 06.30 a.m. tomorrow.
  - a. Walks
  - b. Is going to walk
  - c. Will be walking
  - d. Will have walked
  - e. Walked
  
2. .... discussed before the director proposed it.
  - a. The economic crisis had been
  - b. The economic crisis being
  - c. The economic crisis has already been
  - d. The economic crisis is already
  - e. The economy crisis will
  
3. She ..... at me when she saw me at the airport.
  - a. Waves
  - b. Waved
  - c. Is waving
  - d. Has waved
  - e. Will wave
  
4. Daru : What are you going to do after leaving the college?  
 Dimas : Well, I don't want to be jobless. So I'm ..... getting a job soon.
  - a. Planning
  - b. Intending
  - c. Thinking of
  - d. Would like
  - e. Going to
  
5. I ..... the street when it began to rain.
  - a. am walking down
  - b. have walked down
  - c. have been walking down
  - d. shall walk
  - e. was walking down
  
6. A: Could you please book me on the next flight to Mexico City?  
 B: I'm sorry, sir. Our airline ... to Mexico City.
  - a. Will not fly
  - b. Has not been flying



- c. Did not fly
  - d. Wasn't able to fly
  - e. Doesn't fly
7. Mom: Have the boys had their breakfast?  
Dad: Not yet, they ....
- a. Have taken a bath
  - b. Were taking a bath
  - c. Are still taking a bath
  - d. Would still take a bath
  - e. Will take a bath
8. Rini : .....  
Rina : for almost five years.
- a. When did you study English?
  - b. How many years will you study English?
  - c. How long have you studied English?
  - d. When will you study English?
  - e. When do you study English?
9. 'As a student, I always had instant noodles for breakfast.'  
This means that I.....for breakfast.
- a. Am having instant noodles
  - b. Have instant noodles
  - c. Like to have instant noodles
  - d. Used to have instant noodles
  - e. Am used to having instant noodles
10. Ayu: Since when hasn't she been feeling well?  
Fira: Since she.....from Italy.
- a. Returned
  - b. Had returned
  - c. Has
  - d. Has been returning
  - e. Was returning
11. My daughter ... a lot of photographs of the Borobudur when she went there on her last vacation.
- a. Has taken
  - b. Took

- c. Has been taking
  - d. Had taken
  - e. Would take
12. Police : Yes, madam, what can we do for you? (at the police station)  
 Woman : I want to report. I parked my car in the parking lot. When I got back, the car wasn't there....
- a. It is stolen
  - b. It was stolen
  - c. It will be stolen
  - d. It should be stolen
  - e. It stole
13. When you arrive on the 6th floor, give my note to the secretary and she ..... you to my office.
- a. Directs
  - b. To direct
  - c. Directing
  - d. Will direct
  - e. Directed
14. Agus: Could you lend me your typewriter?  
 Akil: I am very sorry. It ... by my sister.
- a. Be used
  - b. Will use
  - c. Was using
  - d. Is being used
  - e. Had been used
15. Jamilah: was there any trouble at the demonstration?  
 Adnan: yes, about 20 people ... arrested.
- a. are being
  - b. have been
  - c. will be
  - d. were
  - e. are

16. Jannah: Can I have your report soon?  
Ridwan: Sure, I ..... it before you go to the meeting.
- will finished
  - will have finished
  - am going to finish
  - am finishing
  - have finished
17. Aliyah: When do you plan to get married?  
Indah: After ..... school.
- I finish
  - I finished
  - I am finishing
  - I have been finished
  - I will finish
18. The children are watching TV now because they ..... their homework.
- are doing
  - had done
  - have done
  - were doing
  - will do
19. The team ..... along the river-bank when they, accidentally, found a big cave.
- Were walking
  - Are walking
  - Will walk
  - Walked
  - Had walked
20. Mother ..... the food by the time the children come home.
- Cooked
  - Will cook
  - Has cooked
  - Will have cooked
  - Are cooking

## APPENDIX 10

### Answer Keys of Exercise and Evaluation

#### A. Exercise

1. D	6. A	11. B	16. D
2. D	7. C	12. E	17. B
3. C	8. C	13. A	18. E
4. A	9. A	14. D	19. A
5. B	10. D	15. D	20. C

#### B. Evaluation

##### 1. Evaluation 1

1. E	6. E	11. B	16. D
2. C	7. A	12. C	17. A
3. A	8. D	13. C	18. A
4. E	9. B	14. B	19. B
5. B	10. B	15. A	20. B

##### 2. Evaluation 2

1. B	6. A	11. D	16. E
2. A	7. A	12. D	17. B
3. A	8. B	13. B	18. D
4. B	9. A	14. B	19. E
5. E	10. D	15. E	20. C

##### 3. Evaluation 3

1. C	6. E	11. B	16. B
2. A	7. C	12. B	17. A
3. B	8. C	13. D	18. C
4. C	9. D	14. D	19. A
5. E	10. A	15. D	20. D

## APPENDIX 11 DOCUMENTATION





UNIVERSITAS ISLAM NEGERI

**ALAUDDIN**

M A K A S S A R





### Need Analysis Questionnaires

#### A. Personal Identity

(You can fill it or not)

Name: Gri Wahyuni Akbar

NIM: 2040014067

#### B. Questionnaires

Choose your answer and give a mark (X) to your answer based on the questions below

1. What do you think about present tense materials?
  - a. Difficult to understand
  - ☒ b. Easy to understand
2. Your English level, especially in comprehending Present Tense materials, is:
  - a. Beginner: know the form of the tenses but couldn't make my own sentences and don't know the function of the sentences (when and where the sentences can be used).
  - ☒ b. Intermediate: know the form of the tenses and can make my own sentences but don't know the function of the sentences (when and where the sentences can be used).
  - c. Advance: know the form of the tenses, can make my own sentence, and know the function of the sentences (when and where the sentences can be used).
3. How do you learn Present tense materials?
  - a. I'm taught by someone (teachers/friends/others)
  - b. I learn from book
  - ☒ c. I learn from other media such as internet
4. Why do you learn present tense? (You can choose more than one)
  - ☒ a. I want to improve my speaking skill
  - ☒ b. I want to improve my writing skill
  - c. I want to improve my reading skill
  - d. I want to improve my listening skill
5. Is there any present tense learning media can be used in learning and teaching process?
  - ☒ a. Yes
  - b. No
6. What do you think about present tense learning media?
  - a. The media is good and enough to be used in learning process
  - ☒ b. The media is good but not enough to be used in learning process
  - c. The media is not good and not enough to be used in learning process
7. How much the learning media can help you to understand the present tense materials?
  - a. I cannot understand the materials well
  - ☒ b. I can understand the materials but I still confuse how to use it in the real situation
  - c. I can understand the materials and can use it in the real situation
8. What is your learning style?
  - a. Audio
  - b. Visual
  - ☒ c. Audio visual
9. I like to learn:
  - ☒ a. Individual
  - b. In Pairs
  - c. In Small group
  - d. In big group
10. What do you think about present tense learning media integrated with technology?
  - ☒ a. Learning media is good, learn using the media will be easier because the flexibility of the media.
  - b. Learning media is good but it is not effective to be used in learning because it can break the students' focus on learning.
  - c. Learning media is not good to be used in learning.

11. What kind of present tense learning media technology based that you like?
- Android application
  - e-book
  - ☒ web blog
12. What kind of present tense materials that you want?
- Definition
  - Kinds of present tense
  - Function
  - Form
  - Time signal
  - ☒ All aspects (a, b, c, d, and e)
13. Is it important to give some example in the materials?
- ☒ Yes
  - No
14. How is the presentation of the materials that you want?
- ☒ Present the materials deductively (explain the formula first and give the example in the end of the materials)
  - Present the material inductively (give the example first and conclude the formula in the end of the materials)
15. Is it important to give some exercises?
- ☒ Yes
  - No
16. Is it important to give evaluation in the end of the materials?
- ☒ Yes
  - No
17. I like the application that is:
- Black and white
  - ☒ Colorful
18. Is it important to give some pictures or animation in the application?
- ☒ Yes
  - No
19. What kind of font that can be used in present the materials?
- Calibri
  - Times new roman
  - ☒ Comic sans MS
  - Arial
  - Others.....
20. Is it important to provide menu bar and icon that can help the students learn?
- ☒ Yes
  - No
21. Is it important to provide some tools that can help the learner to use the application?
- ☒ Yes
  - No
22. Is it important to provide audio to make the learning media more interactive?
- ☒ Yes
  - No
23. Is it important to provide video in the application?
- ☒ Yes
  - No



## A. Personal Identity

(You can fill it or not)

Name: HAMDANIANIM: 20900117083

## B. Questionnaires

Choose your answer and give a mark (X) to your answer based on the questions below

1. What do you think about present tense materials?
  - a. Difficult to understand
  - ☒ b. Easy to understand
2. Your English level, especially in comprehending Present Tense materials, is:
  - ☒ a. Beginner: know the form of the tenses but couldn't make my own sentences and don't know the function of the sentences (when and where the sentences can be used).
  - b. Intermediate: know the form of the tenses and can make my own sentences but don't know the function of the sentences (when and where the sentences can be used).
  - c. Advance: know the form of the tenses, can make my own sentence, and know the function of the sentences (when and where the sentences can be used).
3. How do you learn Present tense materials?
  - a. I'm taught by someone (teachers/friends/others)
  - b. I learn from book
  - ☒ c. I learn from other media such as internet
4. Why do you learn present tense?  
(You can choose more than one)
  - ☒ a. I want to improve my speaking skill
  - ☒ b. I want to improve my writing skill
  - ☒ c. I want to improve my reading skill
  - ☒ d. I want to improve my listening skill
5. Is there any present tense learning media can be used in learning and teaching process?
  - ☒ a. Yes
  - b. No
6. What do you think about present tense learning media?
  - a. The media is good and enough to be used in learning process
  - ☒ b. The media is good but not enough to be used in learning process
  - c. The media is not good and not enough to be used in learning process
7. How much the learning media can help you to understand the present tense materials?
  - a. I cannot understand the materials well
  - ☒ b. I can understand the materials but I still confuse how to use it in the real situation
  - c. I can understand the materials and can use it in the real situation
8. What is your learning style?
  - a. Audio
  - b. Visual
  - ☒ c. Audio visual
9. I like to learn:
  - a. Individual
  - b. In Pairs
  - c. In Small group
  - ☒ d. In big group
10. What do you think about present tense learning media integrated with technology?
  - ☒ a. Learning media is good, learn using the media will be easier because the flexibility of the media.
  - b. Learning media is good but it is not effective to be used in learning because it can break the students' focus on learning.
  - c. Learning media is not good to be used in learning.

11. What kind of present tense learning media technology based that you like?
- Android application
  - e-book
  - ☒ web blog
12. What kind of present tense materials that you want?
- Definition
  - Kinds of present tense
  - Function
  - Form
  - Time signal
  - ☒ All aspects (a, b, c, d, and e)
13. Is it important to give some example in the materials?
- ☒ Yes
  - No
14. How is the presentation of the materials that you want?
- ☒ Present the materials deductively (explain the formula first and give the example in the end of the materials)
  - Present the material inductively (give the example first and conclude the formula in the end of the materials)
15. Is it important to give some exercises?
- ☒ Yes
  - No
16. Is it important to give evaluation in the end of the materials?
- ☒ Yes
  - No
17. I like the application that is:
- Black and white
  - ☒ Colorful
18. Is it important to give some pictures or animation in the application?
- ☒ Yes
  - No
19. What kind of font that can be used in present the materials?
- Calibri
  - Times new roman
  - ☒ Comic sans MS
  - Arial
  - Others.....
20. Is it important to provide menu bar and icon that can help the students learn?
- ☒ Yes
  - No
21. Is it important to provide some tools that can help the learner to use the application?
- ☒ Yes
  - No
22. Is it important to provide audio to make the learning media more interactive?
- ☒ Yes
  - No
23. Is it important to provide video in the application?
- ☒ Yes
  - No

**A. Content of cognition**

	Indicators	Assessment				
		1	2	3	4	5
1	The application can be used as a learning media					✓
2	The materials presented are easy to be understood				✓	
3	The presented examples can help the students to understand the materials				✓	
4	The exercises can help the students to improve their comprehension				✓	
5	evaluations can help the students to measure their comprehension					✓
6	The application can help the students in learning					✓

**B. Scope of Learning**

No.	Indicators	Assessment				
		1	2	3	4	5
7	The presented materials are appropriate					✓
8	The presented materials are comprehensive				✓	
9	The presented materials are explicit				✓	
10	The material presentation are right and good				✓	
11	The exercises are good				✓	
12	The evaluations are good					✓
13	The language used in the application is understandable					✓

**C. Interface design**

No.	Indicators	Assessment				
		1	2	3	4	5
14	The text size in the application is proportional, so the materials are easy to be read				✓	
15	The font used in the application is readable					✓
16	The text color are compatible with the background					✓
17	The pictures are attractive				✓	
18	The pictures size are good				✓	
19	The presentation of the application is attractive				✓	
20	The layout is good					✓

**D. Ease of use and navigation**

No.	Indicators	Assessment				
		1	2	3	4	5
21	The tool and navigation menu are easy to be reached					✓
22	The features of the application run well					✓
23	You can learn how to use the application easily					✓



No.	Aspects	Assessment			
		1	2	3	4
24	The presented materials are explicit			✓	
25	The presented materials are comprehensive			✓	
26	The systemic materials presentation are right and good			✓	

(Adapted from Yuntoto: 2015)

### CONCLUSION

In my point of view, this present tense learning media is:

- a. Proper to be used without revision
- ☒ b. Proper to be used with revision
- c. Do not proper to be used

Comment/suggestion:

It's better to use bilingual for the application in order to make the students easier to study by themselves (individual learning).

Needs more number of exercises.

check the mistyping words.

Add picture to make it more interesting.

...the writing quality?


UNIVERSITAS ISLAM NEGERI

Samata-Gowa, 9 Juli

2019

Validator

**ALAUDIN**  
MAKASSAR

  
Nur Aliyah Nur, S.Pd., M.Pd.

## A. Content of cognition

	Indicators	Assesment				
		1	2	3	4	5
1	The application can be used as a learning media					✓
2	The materials presented are easy to be understood					✓
3	The presented examples can help the students to understand the materials				✓	
4	The exercises can improve student's grammar knowledge				✓	
5	The evaluations can measure student's grammar knowledge				✓	
6	The application can be used as medium of learning				✓	

## B. Scope of Learning

No.	Indicators	Assessment				
		1	2	3	4	5
7	The presented materials are appropriate to be used for learning tenses				✓	
8	The presented materials are comprehensive for learning tenses				✓	
9	The presented materials are explicit to be understood				✓	
10	The material presentation are proper and valid in learning tenses				✓	
11	The exercises are proper to improve student's knowledge				✓	
12	The evaluations are proper to measure student's knowledge				✓	
13	The language used in the application is understandable				✓	

## C. Interface design

No.	Indicators	Assessment				
		1	2	3	4	5
14	The text size in the application is proportional, so the materials are easy to be read					✓
15	The font used in the application is readable					✓
16	The text color are compatible with the background				✓	
17	The pictures is attractive				✓	
18	The pictures size are good				✓	
19	The presentation of the application is attractive				✓	
20	The layout is good				✓	

## D. Ease of use and navigation

No.	Indicators	Assessment				
		1	2	3	4	5
21	The tool and navigation menu are easy to be reached				✓	
22	The features of the application run well				✓	
23	You can learn how to use the application easily				✓	
24	You can remember how to use the application easily				✓	
25	The application is easy to be installed on the device			✓		
26	The application is save to be used				✓	

(Adapted from Wati: 2018)

## CONCLUSION

In my point of view, this present tense learning media is:

- a. Proper to be used without revision
- ☒ b. Proper to be used with revision
- c. Do not proper to be used

Comment/suggestion:

- \* Make sure your application can be used for all kinds of android system.
- \* It will be better if you classify the exercises into some levels such as easy - medium - hard.
- \* The number of exercises is very limited. You need to add some questions to measure student's grammar knowledge.

Samata-Gowa, 11 July 2019  
Validator

*Muhammad Syahrudin Nasir Mulkhan*



A. Personal Identity  
(You can fill it or not)

Name: H

NIM: -

B. Questionnaires

	indicators	Assessment				
		1	2	3	4	5
1	The application can be used as a learning media				✓	
2	The materials presented are easy to be understood				✓	
3	The presented examples can help the students to understand the materials					✓
4	The exercises can help the students to improve their comprehension					✓
5	evaluations can help the students to measure their comprehension				✓	
6	The application can help the students in learning				✓	
7	The presented materials are appropriate to be used for learning tenses				✓	
8	The presented materials are comprehensive for learning tenses				✓	
9	The presented materials are explicit to be understood				✓	
10	The materials presentation are proper and valid for learning tenses				✓	
11	The exercises are proper to improve students' knowledge					✓
12	The exercises are proper to improve students' knowledge			✓	✓	
13	The language used in the application is understandable			✓	✓	
14	The text size in the application is proportional, so the materials are easy to be read					✓
15	The font used in the application is readable					✓
16	The text color are compatible with the background					✓
17	The pictures is attractive			✓	✓	
18	The pictures size are good				✓	
19	The presentation of the application is attractive				✓	
20	The layout is good				✓	
21	The tool and navigation menu are easy to be reached					✓
22	The features of the application run well					✓
23	You can learn how to use the application easily					✓
24	You can learn how to use the application easily					✓
25	The application is easy to be installed on the device				✓	✓
26	The application is safe to be used				✓	✓