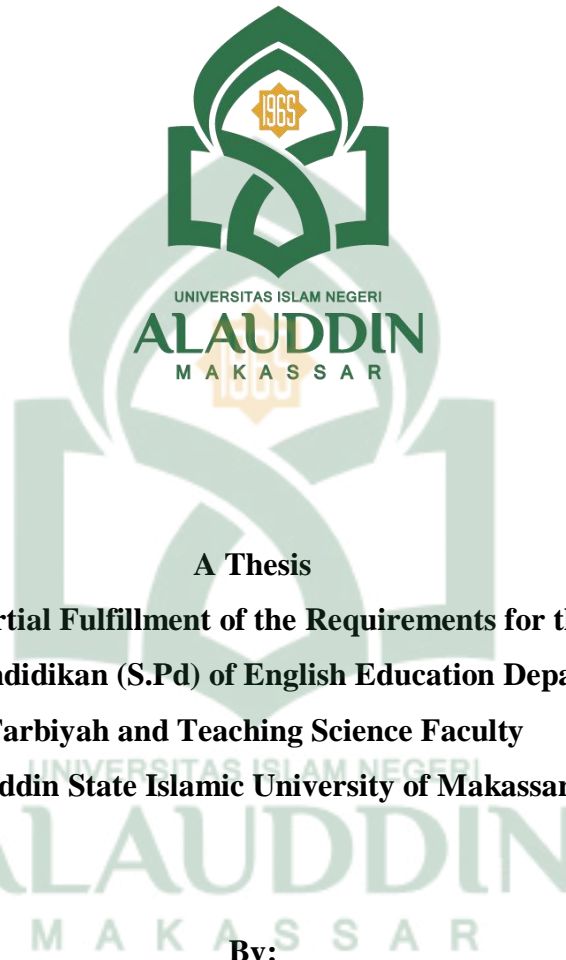


**DEVELOPING INQUIRY LEARNING MODEL-BASED ENGLISH
INSTRUCTIONAL MATERIALS FOR THE SEVENTH GRADE OF
JUNIOR HIGH SCHOOL**



A Thesis

**Submitted in Partial Fulfillment of the Requirements for the Degree of
Sarjana Pendidikan (S.Pd) of English Education Department**

**Tarbiyah and Teaching Science Faculty
Alauddin State Islamic University of Makassar**

By:

PUTRI NURUL IFANI

Reg. Number: 20400115072

**ENGLISH EDUCATION DEPARTMENT
TARBIYAH AND TEACHING SCIENCE FACULTY
ALAUDDIN STATE ISLAMIC UNIVERSITY OF MAKASSAR**

2019

PERNYATAAN KEASLIAN SKRIPSI


Mahasiswi yang bertanda tangan di bawah ini:

Nama : Putri Nurul Ifani
NIM : 20400115072
Tempat/Tgl. Lahir : Bantaeng, 17 Januari 1997
Jur./Prodi/Konsentrasi: Pendidikan Bahasa Inggris
Fakultas/Program : Tarbiyah dan Keguruam/S1
Alamat : BTN Pao Pao Permai
Judul : *Developing Inquiry Learning Model-Based ELT Materials for the Seventh Grade of Junior High School*

Menyatakan dengan sesungguhnya dan penuh kesadaran bahwa skripsi ini adalah benar hasil karya sendiri. Jika kemudian hari terbukti bahwa merupakan duplikat, tiruan, plagiat, atau dibuat oleh orang lain, sebagian atau seluruhnya, maka skripsi dan gelar yang diperoleh karenanya batal demi hukum.

UNIVERSITAS ISLAM NEGERI
Gowa, 23 Oktober 2019

ALAUDDIN
M A K A S S A R


Putri Nurul Ifani
NIM: 20400115072

PERSETUJUAN PEMBIMBING

Pembimbing penulisan skripsi Saudara Putri Nurul Ifani, NIM: 20400115072, mahasiswa Jurusan Pendidikan Bahasa Inggris Fakultas Tarbiyah dan Keguruan UIN Alauddin Makassar, setelah dengan seksama meneliti dan mengoreksi skripsi yang bersangkutan dengan judul "Developing Inquiry Learning Model-Based English Instructional Materials for the Seventh Grade of Junior High School", memandang bahwa skripsi tersebut telah memenuhi syarat-syarat ilmiah dan dapat disetujui untuk diajukan dalam Ujian Munqasyah.

Demikian persetujuan ini diberikan untuk proses selanjutnya.

Gowa, 11 November 2019

Pembimbing I



Dr. Siti Nurpahmi, S.Pd., M.Pd.
NIP: 19740308 200901 2 003

Pembimbing II



Dr. Hj. Djuwairiah Ahmad, M.Pd., M.TESOL
NIP: 19700519 1994 03 2 001

UNIVERSITAS ISLAM NEGERI
ALAUDDIN
M A K A S S A R



Scanned with
CamScanner

PENGESAHAN SKRIPSI

Skripsi berjudul *"Developing Inquiry Learning Model-Based English Instructional Materials for the Seventh Grade of Junior High School"*, yang disusun oleh saudara Putri Nurul Hani, NIM 20400115072, mahasiswa Jurusan Pendidikan Bahasa Inggris Fakultas Tarbiyah dan Keguruan UIN Alauddin Makassar, telah diuji dan dipertabankan dalam sidang munaqasyah yang diselenggarakan pada hari Kamis, tanggal 14 November 2019 M, bertepatan dengan tanggal 16 Rabiul Awal 1441 H, dinyatakan telah dapat diterima sebagai salah satu syarat untuk memperoleh gelar Sarjana dalam Ilmu Pendidikan, Jurusan Pendidikan Bahasa Inggris dengan beberapa perbaikan.

Gowa, 18 November 2019
20 Rabiul Awal 1441 H

DEWAN PENGUJI:
(Sesuai SK Dekan No 3783 Tertanggal 12 November 2019)

Ketua Sidang : Dra. Hj. Siti Azizah, M.Ed. St., Ph.D.
Sekretaris Sidang : Dr. Muhammad Rappe, M.Ag.
Munaqasy I : Prof. Dr. Muhammad Yaumi, M. Hum., M.A.
Munaqasy II : Dr. Asdi Kaharuddin Bahur, S.IP., M.Hum.
Pembimbing I : Dr. Siti Nurpahma, S.Pd., M.Pd.
Pembimbing II : Dr. Hj. Djawairiah Ahmad, M.Pd., M. TESOL.

Diketahui oleh:
Dekan Fakultas Tarbiyah dan Keguruan
UIN Alauddin Makassar

Dr. H. Marjani, S.Ag., M.Pd.I.
NIP 197810112005011006

ACKNOWLEDGEMENTS

بِسْمِ اللَّهِ الرَّحْمَنِ الرَّحِيمِ

Alhamdulillah Rabbil Alamin, the researcher would like to express her deepest gratitude to the almighty Allah SWT., the only provider, the most merciful who gives his guidance, inspiration and good healthy for all time to conduct the writing of this thesis. No god except him. Also shalawat and salaam are always delivered to our great Prophet Muhammad SAW., who has brought us from the darkness to the lightness, from the bad moral to the good moral, and from Jahiliyah era to Islamiyah era.

During the writing of the thesis, the researcher received much assistance from a number of people, for their valuable guidance, correction, suggestion, advice and golden support. Without them, the writing of this thesis would never be possibly completed. Therefore, the researcher would like to express the greatest thanks and appreciation for those people, especially to:

1. The researcher's father, Faisal Hafid, her lovely mother Ahriani, my family who always pray, encourage, educate, and provide countless material supports, so that, she could finish this thesis writing and her study in UIN Alauddin Makassar. Big thanks to them who always give me the best support.
2. Prof. Hamdan, MA, Ph.D. as the new Rector and Prof. Dr. Musafir Pababari as the Rector of 2015-2019 period of State Islamic University Alauddin Makassar.
3. Dr. H. Marjuni, S.Ag., M.Pd.I. as The New Dean and Dr. H. Muhammad Amri, Lc., M.Ag. as The Dean of 2015-2019 period and also all of the staffs

of Tarbiyah and Teaching Science Faculty of Alauddin State Islamic University of Makassar.

4. Dra. Hj. St. Azisah, M. Ed.St., Ph.D. The Head of English Education Department, Tarbiyah and Teaching Science Faculty of Alauddin State Islamic University of Makassar and all of the staffs of her.
5. The researcher's consultants, Dr. Hj. Djuwairiah Ahmad, M.Pd., M. TESOL, and Dr. Sitti Nurpahmi, S.Pd., M.Pd., who have helped, guided, and supported the researcher during the writing of her thesis.
6. H. Jemma, S.Pd, M.Pd and Nur Aliyah Nur, S.Pd., M.Pd. as my experts who have guided the researcher perfectly during the writing of my thesis.
7. Prof. Dr. Muhammad Yaumi, M. Hum., M.A. and Dr. Andi Kaharuddin Bahar, S.IP., M.Hum. as my examiners who have guided the researcher during the writing of her thesis.
8. Thanks to all of the lecturers and the staffs who have helped me and supported me during my research.
9. The RnD group, project team in this research; Ariana Amir, Devi Safitri, Nur Fadilasari, and Desy Harfani Hakim for their sincere friendship and assistance during the writing.
10. My beloved brothers Ary Putra Utama Akmas, Tri Mandala Putra, and Zulkifli who always supported me.
11. The researcher's classmates in English Education Department, PBI 3 and 4 in Academic Year 2015 that taught me about togetherness and solidarity. The researcher realizes that, the writing of writing is far from perfect.

12. LINGUIST, all my friends in batch 2015, thank you so much for our togetherness during this study.
13. My beloved students of MTs Bahrul Ulum Pallangga thank you for always support me.

Remaining errors are the writer's own; therefore, constructive criticisms and suggestions will be highly appreciated. May all our/the efforts be blessed by Allah Swt. Aamiin.




The researcher

Putri Nurul Ifani

TABLE OF CONTENTS


COVER PAGE	i
PERNYATAAN KEASLIAN SKRIPSI	ii
PERSETUJUAN PEMBIMBING	iii
PENGESAHAN SKRIPSI	iv
ACKNOWLEDGEMENTS	v
TABLE OF CONTENTS	viii
LIST OF FIGURES	x
LIST OF TABLES	xi
LIST OF APPENDICES	xiii
ABSTRACT	xiv
CHAPTER I INTRODUCTION	1
A. Background	1
B. Research Problems	5
C. Research Objectives	5
D. Research Significance	6
E. Research Scope	7
F. Operational Definition of Term	8
CHAPTER II REVIEW OF RELATED LITERATURE	10
A. Review of Related Research Findings	10
B. Theoretical Foundation	12
C. Theoretical Framework	22
CHAPTER III RESEARCH METHOD	25
A. Research and Development Model	25
B. Research and Development Procedure	26
C. Research Subject	28
D. Types of Data	28
E. Research Instruments	29

F. Data Collecting Procedures.....	29
G. Data Analyzing Technique.....	32
CHAPTER IV FINDING AND DISCUSSION	35
A. The Process of Developing Material.....	35
B. The Result of Expert's Validation.....	137
CHAPTER V CONCLUSIONS AND SUGGESTIONS	117
A. Conclusion.....	117
B. Suggestions	117
BIBLIOGRAPHY	119
APPENDICES	123
CURRICULUM VITAE.....	198



LIST OF FIGURES


FIGURE 1. Theoretical Framework.....	22
FIGURE2. ADDIE Model	26
FIGURE 3. Procedures of Data Analysis Technique in Qualitative Miles and Huberman.....	33
FIGURE 4. List of Operational Verb in Cognitive Domain	52
FIGURE 5. List of Operational Verb in Psychomotor Domain.....	53
FIGURE 6. Framework for English Material in K.D 3.4	103



LIST OF TABLES


TABLE 1. The Result of the 1 st Question	36
TABLE 2. The Result of the 2 nd Question.....	36
TABLE 3. The Result of the 3 rd Question	37
TABLE 4. The Result of the 4 th Question	37
TABLE 5. The Result of the 5 th Question	38
TABLE 6. The Result of the 6 th Question	38
TABLE 7. The Result of the 7 th Question	39
TABLE 8. The Result of the 8 th Question	39
TABLE 9. The Result of the 9 th Question	40
TABLE 10. The Result of the 10 th Question	40
TABLE 11. The Result of the 11 th Question	41
TABLE 12. The Result of the 12 th Question	41
TABLE 13. The Result of the 13 th Question	42
TABLE 14. The Result of the 14 th Question	42
TABLE 15. The Result of the 15 th Question	43
TABLE 16. The Result of the 16 th Question	43
TABLE 17. The Result of the 17 th Question	44
TABLE 18. The Result of the 18 th Question	44
TABLE 19. The Result of the 19 th Question	44
TABLE 20. The Result of the 20 th Question	45
TABLE 21. The Result of the 21 st Question	46
TABLE 22. The Result of the 22 nd Question	46

TABLE 23. The Result of the 23 rd Question	47
TABLE 24. The Result of the 24 th Question	47
TABLE 25. The Result of the 25 th Question	47
TABLE 26. The Result of the 26 th Question	48
TABLE 27. The overall needs inventory from linguistic needs.....	48
TABLE 28. The overall needs inventory from learning needs	49
TABLE 29. Indicators of K.D 3.4	53
TABLE 30. Indicators of K.D 4.4	62
TABLE 31. Blueprint	76
TABLE 32. The Result of experts' validity level.....	111



LIST OF APPENDICES

APPENDIX 1. Questionnaire.....	123
APPENDIX 2. The Data Obtain Through Questionnaire	127
APPENDIX 3. Permendikbud No. 24 year 2016 ap. 37	130
APPENDIX 4. Syllabus of 2013 Curriculum.....	157
APPENDIX 5. Validation Checklist	164
APPENDIX 6. English Material	167
APPENDIX 6. Documentation	197



ABSTRACT

Thesis Title : **Developing Inquiry Learning Model-Based English Instructional Materials for The Seventh Grade of Junior High School**

Year : **2019**

Researcher : **Putri Nurul Ifani**

Consultant I : **Dr. Sitti Nurpahmi S.Pd., M.Pd.**

Consultant II : **Dr. Hj. Djuwairiah Ahmad, M.Pd., M. TESOL.**

This research is aimed at developing English materials for students of the seventh grade especially in basic competencies 3.4 and 4.4 at MTs Madani Pao-pao based on 2013 curriculum supported by using inquiry learning model and using HOTS characteristic in indicators achieved. Based on the preliminary study on June 2018 by analyzing the textbook which used, the researcher found several problems from the textbook such as the textbook only used an approach without learning model.

The research design used in this study was Research and Development (R&D). The development model used was ADDIE model. It consists of need analysis, design, development, implementation, and evaluation. The procedures included analyzing materials needed by spreading questionnaire to the students and analyzing the basic competencies used, designing a blueprint of materials which include indicators, HOTS characteristic and inquiry learning model, developing the English materials through ADDIE model.

The development of English materials for students of the seventh grade at MTs Madani Pao-pao includes conceptual map, goals, materials sequence, English material and worksheet. Types of data obtained in this study are quantitative and qualitative data. The instruments used in this research were the documents, questionnaire, and validation checklist.

In this research, the expert was involved in order to validate the product. There were three systematic aspects that they validated of the product: Materials Systematic Organization, Systematic English Teaching and Systematic Content of English. Therefore, the result indicated that based on experts judgment as well as product development result, the developed basic competency 3.4 and 4.4 were applicable to be taught at the seventh grade students of Junior High School as topics in English for them.

CHAPTER I INTRODUCTION

A. Background

Along with the development of the times, the government has applied a curriculum to upgrade the learning method that is suitable for this era. At this moment, the curriculum that was last applied by the government in Indonesia is 2013 curriculum or known as K-13. The curriculum according to Law Number 20 of 2003 article 1 paragraph 19 is a set of plans and arrangements regarding the purpose, content and material of the lesson as well as the method used as the organizer of learning activities to achieve certain educational goals.

The material that is used by teachers in the classroom is a book compiled by the government as an evidence of K-13's product that can be used by educational units in order that provision of material can be evenly distributed to all regions in Indonesia that use this book as a reference. There have been several researchers who developed English learning instructional materials, such as using print, audio, visual, internet, multimedia, etc. By looking at these conditions, researcher wanted to produce instructional materials that can be used later on for the intended education unit as a reference for instructional materials.

Those activities will give an impact to their and our futures as Allah Swt. says in QS. Al-Mujadilah verse 11:

يَرْفَعِ اللَّهُ الَّذِينَ آمَنُوا مِنْكُمْ وَالَّذِينَ أُوتُوا الْعِلْمَ دَرَجَاتٍ ۗ

“... Allah will raise those who have believed among you and those who were given knowledge, by degrees....”

In Indonesia English is used as a foreign language and as a language learned in educational units other than mother tongue. English is likely to be learned by Indonesian learners only in the classroom. Thus, it can result in the use of English books be the only one of student access to English language in the classroom. Most teachers often use textbooks as the main learning resource for learning ideas, activities, and provide guidance for what they want to do. Garinger (2002) points out, "A textbook can serve a different purpose for teachers: as a core resource, as an additional source of material, as an inspiration for classroom activities, even as the curriculum itself." An English textbook entitled "Bahasa Inggris: When English Rings the Bell" is an English textbook prepared by the Ministry of Education and Culture of Indonesia (MECI) in line with the implementation of the K-13 that has designed . In addition, this book is also available on the Ministry of Education and Culture website for free download for those who need it.

At the present, the textbook that is used by the school that has implemented the K-13 is prepared based on the scientific approach but there is no a learning model follows it that can make it easier for the teachers to deliver materials. This is accordance to Suprijono (2011: 46) textbooks equipped with learning models through teacher learning strategies can help students get information, ideas, skills, ways of thinking and expressing ideas. The learning model as a guide for planning and designing the learning process that will be applied so that learning can be more directed. By looking at these conditions, the researcher was developing the textbook

which has not only an approach but also a learning model.

There are some benefits of compiling material based on the learning model due to the advantages of the learning model, namely according to Suprijono (in Arends, 2013:46) learning model refers to the approach used including the objectives of learning, the stages in learning activities, learning environment and management class. According to Joice & Weil (in Isjoni, 2013:50) the learning model is a pattern or plan that has been planned in such a way and used to compile the curriculum, organize the subject matter, and instruct the instructors in its class.

This research took the initiative to modify and develop the previous book by developing material that compiled based on scientific approach and learning models, because if the book has the learning model, it has more functions for the students and the teacher, such as help the teachers to design their teaching plan, and help the students can be purposeful in the learning process. The other objective is the researcher made the concept of the materials more factual. This also made the researcher chose the learning model in supporting the achievement of the research objective. It is known that the learning model recommended by the government in K-13 is project-based learning, problem-based learning and inquiry learning. However, with various considerations, the researcher finally chose the inquiry-learning model because the model is based on problem solving and discussion.

Actually in K-13 demands the students to think "HOTS" (Higher Order Thinking Skill). This high-level thinking skills will bring some positive impacts later on if it is applied at the beginning of the education. Those are intelligence in analyzing the environment, intelligence in analyzing reading, intelligence in

associating, intelligence in understand the existence of others and even intelligence in solving the problems. The concept of HOTS can be attributed to the Theory of taxonomy Bloom introduced by Benjamin, S Bloom, which includes three aspects of learning itself; cognitive domain that contains behaviors that emphasize intellectual aspects, such as knowledge, understanding and ability to think; affective domain that contains behaviors that emphasize feelings and emotions, such as interests, attitudes, appreciation and ways of adjusting; psychomotor domain that contains behaviors that emphasize aspects of psychomotor skills, such as handwriting, typing, and operating machinery. If it is associated with K-13, the whole theory of Bloom's taxonomy is used in each core competency, K.I. 1 and K.I. 2 apply an affective domain, K.I. 3 applies cognitive domain and K.I. 4 applies the psychomotor domain.

Alice Thomas and Glenda Thorne (2009) define the term HOTS as a way of thinking at a higher level than memorizing, or retelling something that others tell. Making perfect the concept in classical education theory of Bloom's Taxonomy which categorized various levels, starting from the lowest to the highest. From the knowledge, understanding, application, analysis, synthesis, to evaluation. According to Lorin Anderson and David Krathwohl (2001), the level of thinking ability starts from (1) remembering; (2) understanding; (3) applying; (4) analyzing; (5) evaluating up to (6) creating. Levels of thinking ability (1), (2), and (3) are categorized as Lower Order Thinking Skills (LOTS) or low-level thinking abilities. While the level of thinking ability (4), (5), and (6) are categorized as HOTS or high-level thinking skills.

Based on the description above be the reasons for the researcher applied HOTS into the instructional materials through in inquiry learning model. The inquiry learning model is the most suitable learning model with the steps of HOTS and it complete the previous book that will help students to be more active in learning experience by looking for the answers and finding the solutions of the problem by high level thinking through problem solving concept. Therefore, the inquiry-learning model has added in developing the next textbook, because it is important to use learning model in instructional materials.

B. Research Problem

Based on the background, the main problem is development English material based on inquiry learning. There are two research problems should be formulated as follows:

1. How is the development of English material of basic competencies 3.4 and 4.4 for the seventh grade of junior high school based on inquiry learning model?
2. How is the level validity of English material of basic competencies 3.4 and 4.4 for the seventh grade of junior high school based on inquiry learning model?

C. Research Objectives

Related to the problem statements above, this study aims to develop English material for the seventh grade of junior high school based on inquiry learning. The specific objectives of this research are:

1. To produce the English material of basic competencies 3.4 and 4.4 for the seventh grade of junior high school based on inquiry learning model.
2. To describe the level validity of English material of basic competencies 3.4 and 4.4 for the seventh grade of junior high school based on inquiry learning model.

D. Research Significance

The product of the research to be carried out for junior high school students, teachers, junior high school, and the government. First, for the students in junior high school; this product arranged to improve students' English language skills to face the demands of the times. This product can be used as a learning resource that provides a different model than the previous material so that the learning guide used varies. Inquiry learning model can facilitate students to be responsive to each material because it is presented in the form of factual material.

Second, for the teacher; it is expected that the teacher can use the product of this research as another guideline or reference material for the use of the learning models in determining the method or technique of the teaching and learning process, especially English. In addition, Teachers can also enrich learning strategies that can help teachers to explain to students about the material to be taught and this product also helps teachers improve their ability to innovate the development of instructional materials.

Third, for the Junior High School, this English material is provided as an alternative instructional material that schools can use to facilitate and to support educators at schools in enhancing creativity when teaching and learning in the

classroom.

Fourth, for the government; it is expected that this new instructional material can later help the government to invite educators to be able to create the pattern or steps of the teacher in delivering the materials in this case the government can use this inquiry learning model as an additional new guide or alternative in education.

E. Research Scope

This research was focused on developing English language instructional materials of basic competencies 3.4 and 4.4 for seventh grade of Junior High School students based on inquiry learning model. In supporting this research, researcher used the ADDIE model which consists of five phases that the researcher did to obtain the desired results. The five phases in the model used are; analysis, design, development, implementation and evaluation.

There are 8 basic competencies of the seventh grade student based on K-13. This research consisted of five researchers, so the basic competencies were decided into five parts. In this research, the research focused on developing new instructional materials found in basic competence of 3.4 and 4.4. Where the basic competencies system settings have been regulated in Permendikbud Number 24 of 2016 appendix 37 concerning Basic Competencies and Curriculum Structure of SMP/MTs which have regulated the division of basic competencies in each material that is used as a reference in choosing the basic competencies that researcher has been developed supporting by the HOTS characteristic in basic competency achieved.

The learning model that used was Inquiry Learning. This model was focused

on the activity of students in the classroom. Active students in the learning process aim to improve the thinking skills of students. Heru Kusmaryono & Rokhis Setiawati (2013) stated that the Inquiry Learning models that aim to obtain information. Obtain information by observing or experimenting to find answers or solve problems with problems or formulations by using critical and logical thinking skills. Inquiry learning steps according to Nurcholish Arifin Handoyono & ZainalArifin (2016) include problem orientation, formulating problems, formulating hypotheses, collecting data, testing hypotheses, and concluding.

F. Operational Definition of Term

1. Developing

In this research, the development that the researcher did is developing a instructional material, by updating the materials that previously based on scientific approach to be the materials based on scientific approach by using an inquiry learning models based on the syllabus of 2013 curriculum (K13).

2. Inquiry Learning

Inquiry learning is an instructional model in teaching and learning that places students' questions, ideas and observations at the center of the learning experience. Teaching based on the inquiry learning model is a student-centered strategy where groups of students are faced with a problem or looking for answers to questions in a procedure and group structure that is clearly outlined by Oemar Hamalik (2012: 63). Centered in this case means that students are directed to be more active in the learning process, looking for answers or solutions to a problem by using all existing learning media, both individually

and in groups. Where is the sequence of learning steps using the inquiry approach according to Sanjaya (in Sitiatava Rizema Putra, 2013: p. 101-104) there are 6 steps, namely orientation, formulating problems, formulating hypotheses, collecting data, testing hypotheses, and formulating conclusions.

3. English material

English material in this study is material developed based on Minister of Education and Culture (*Permendikbud*) No. 24 of 2016 concerning the establishment of K.I (*Kompetensi Inti*) and K.D (*Kompetensi Dasar*) of lessons in the 2013 curriculum of primary school and high school in appendix 37 concerning stipulations for the seventh grade English subjects in SMP/MTs.

4. Basic Competence

The regulation of Education and Culture Number 24 of 2016 in Indonesia stated that Basic Competence is the ability and minimal learning material that must be achieved by students for a subject in each educational unit that refers to core competencies. Basic Competence is a more specific description of competency standards. Competence as a goal in a complex curriculum, which is to develop knowledge, understanding the skills, values, attitudes, and interests of students so that they are able to do something in the form of skills accompanied by responsibility.

CHAPTER II

REVIEW OF RELATED LITERATURE

This part centers around the study of some previous research findings on the related topics to the developing English Materials based on inquiry learning model.

A. Review of Related Research Findings

Various researches had conducted a research related to English material about developing material and implementation of the learning process using the inquiry learning model. As a references from the previous research, the researcher present in this section. First is Djuwairiah Ahmad (2014). In her research, she points out that there are several obstacles that occur in the application of K-13 in the ELT. The application of K-13 in ELT is partial, biased, and tends to be traditional from planning for the assessment process. The obstacles are rooted in the mindset of the teachers and its implementation.

The second is Miftahul Khair Nur Ali Mubar. Miftahul (2015) conducted R&D to create English learning material for young learner. The conclusion from his research is designed English speaking material for students to be able to accommodate students' needs in learning speaking related to students' daily activity that can improve student speaking ability. Moreover, it is suitable to government rules.

The Third is from Ilmiah & Nur (2018). They conducted research on the development of instructional materials for students of eighth grade. The results of their research were that they found that students preferred instructional materials

accompanied by pictures and examples relating to the daily lives of students. Product from the development of English language instructional material can be used in school that is the location of the study as an additional reference for English teachers, because instructional material is developed based on the analysis of students' needs. Then that the teaching and learning process is more enjoyable.

The fourth is from Gary Nottis et al. (2018). Gary researched about the impact of inquiry learning activities on students' conceptual understanding of four critical heat transfer concepts. The result of the study indicates that the understanding of students' concepts in general has increased. Through this understanding, students are then able to solve problems with the same concept. Although there have been a decline after a few weeks due to several factors, including the level of difficulty in the concept.

The fifth research comes from Yuni Ananingsih (2012). In her research, she found a problem regarding the effectiveness of inquiry learning in increasing learning motivation and student achievement in the learning process of reduction-oxidation material. From the results of research on the problem, it was found that the application of the inquiry learning model in learning the reduction-oxidation material was less effective in increasing the learning motivation of students. While the learning achievement of students has increased, because there is an interaction process during learning, both interactions between students and students, as well as students with teachers. From these interactions, students gain various kinds of understanding or explanation, so that the understanding of the students will be increase.

The sixth is research conducted by Bimerdin Daely, Atmazaki (2010). Their research is about developing an inquiry model for learning to edit essay. To determine whether the module is suitable for use, research use a questionnaire given to teachers and students. The results of the questionnaire analysis showed that the module model entitled Let's Learn Editing for Class IX Junior High School had been valid, practical, and effective, and could be used in learning Indonesian language, especially in editing material for grade IX students of Junior High School.

Based on some previous finding researches, the writer concludes several things. Through the development of instructional materials adapted to the inquiry learning model, can improve students' learning achievement. The next conclusion is the instructional material developed must be in accordance with the target that will study the material. To find out the instructional material is suitable for use, validation is needed through experts who can assess the research product.

B. Theoretical Foundation

Theoretical foundation is some theories which supporting this and relevant with our research.

1. Developing Material

The development process is a process that can make the previous potential more effective. While the material is a concept that has been prepared both in writing and unwritten that can form a concept of complete competence in the learning process that will be mastered by students. Thus it can be understood that the development of material is a step taken in improving the quality of the learning

process, such as in terms of concept, material, method, or method of application.

The basic principle of developing instructional materials according to Tomlinson(2012) which presents the basic principles those are relevant to the development of material. The instructional materials that are prepared should be has a positive impact that can be learned, make the students feel comfortable to develop their confidence in the learning process, using language features that can attract students' attention which can facilitate their understanding, not forgetting that there are differences in learning styles of each student, consider the possibility of occurrence of a period of silence (students may not be forced to speak) at the beginning of the learning period, and maximizing various potentials of students by involving intellectual, aesthetic, and emotional intelligence.

In addition to the principles put forward by Tomlinson, as for other principles that must be considered in the development of material that is the relevance between the material and the achievement of competency standards, the consistency of learning material taught, and the principle of adequacy that can help students in mastering the basic competencies taught. There are also types of development of learning material that must be known, such as the type of preparation, adaptation, adoption, translation, and revision that can help teachers or research in determining the type of development that they will do.

2. The Concept of the 2013 Curriculum

a. Definition of Curriculum

Pratt (1980:4) defined that a curriculum as an organized set of formal educational and or training intention. The curriculum was the number of

experiences potentially which could be given to the children and teenagers, so they could think and did as appropriate as the citizen.

Richards, et.al (1985:70) cited Triyanuarsih (2011) said that curriculum was an educational program in which it was: (a) the educational purpose of the program (the ends); (b) the content, teaching procedures and learning experiences which were necessary to achieve this purpose (the means); (c) some means for assessing whether or not the educational ends had been achieved.

Then, Haryati (2008:1) viewed that curriculum was a set of plans and arrangements regarding to the purpose, content and instructional materials and also methods used as a guidance of organization in learning activities to achieve the objective of certain education. Further, Nation (2011:197) explained that curriculum design became a process with a variety of starting points and with continual opportunity to return to parts of the curriculum design model to revise, reconsider, and re-evaluate.

b. The 2013 Curriculum

On July 2013, the Education and Cultural Ministry of Indonesia established the 2013 curriculum as an initiative better for the previous curriculum. Mulyasa, (2013:65) says that the 2013 curriculum had the crucial objective to encourage the learners' ability to conduct observing, asking, reasoning, and communicating or presenting of what they earned or they knew after receiving subject matter. In addition, the implementation in developing of the 2013 curriculum was a part of the continued development of competency-based curriculum in Bahasa, *Kurikulum Berbasis Kompetensi* (KBK) which was initiated in 2004.

In *Modul Pelatihan Implementasi Kurikulum* (2014:4), the 2013 curriculum was the development of curriculum with base competence from the previous curriculum in KBK 2004 and KTSP 2006 which had attitude, knowledge, and skill. There were four competences for the 2013 curriculum; *Kompetensi inti-1* (KI-1) for religious competence; *Kompetensi inti-2* (KI-2) for social competence; *Kompetensi inti-3* (KI-3) for cognitive competence; *Kompetensi inti-4* (KI-4) for skill competence.

c. Component of Curriculum

Poerwati (2013:35) pointed out the components of curriculum; goal, there was a goal in learning process; 2) the content of curriculum, the students could obtain experiences from school. Those experiences had designed and organized before for student; 3) learning process method, the way students obtain new learning experience for better learning process and the students' goal; 4) evaluation, to measure the process successfully or no.

3. The Concept of HOTS (High Order Thinking Skill)

a. Definition of HOTS

HOTS (High Order Thinking Skills) was originally known from the concept of Benjamin S. Bloom et al. in a book entitled *Taxonomy of Educational Objectives: The Classification of Educational Goals* (1956) which categorizes various levels of thought called Bloom Taxonomy, from the lowest to the highest. This concept is learning goals which are divided into three domains, namely Cognitive domain is mental skills around knowledge, Affective domain is emotional side around attitudes and feelings, and psychomotor domain is physical abilities such as skills.

The concept of taxonomy for determining learning goals can be called the ultimate goal of a learning process. So, after a certain learning process, students are expected to be able to adopt new skills, knowledge, and attitudes.

HOTS itself is part of the cognitive realm in Bloom's Taxonomy and aims to hone mental skills around knowledge. The cognitive version of the Bloom version was later revised by Lorin Anderson, David Karthwohl, et al. (2001). The order was changed to six, namely: Remembering; Understanding; Applying; Analyzing; Evaluating; and creating. Levels 1 to 3 are categorized as low-order thinking skills (LOTS), while levels 4 to 6 are categorized as high-order thinking skills (HOTS).

4. Inquiry Learning

Educator is required with challenge and great responsibility to involve students in the learning process. The involvement of students can develop the knowledge and skills they need to deal with the times. To carry out activities that can involve students directly in the learning process, a pedagogical approach is needed. One of them is the application of inquiry learning model (Literacy and Numeracy Secretariat, 2013).

The inquiry learning model is one of the learning models that inviting students to actively participate during the learning process. Inquiry as a general process is carried out to find or understand information. Educational Development Center(2016) states that Inquiry learning is a teaching method that provides opportunity for students to find out their own knowledge that they don't know.

According to Triandy (2017), through the implementation of the model students are able to actively improve their knowledge, skills and attitudes. This is

because in the process, students can restate information using their own sentences by linking each other facts or ideas they find. In addition, students are invited to think actively and critically in learning.

Inquiry learning model was pioneered by John Dewey, who was a former science teacher. Dewey discovered the fact that in science learning, the emphasis for students to think and be active in the learning process is still insufficient. Dewey then encouraged the science instructor to use the inquiry at K-13 which at that time the steps were still stiff. There are 6 steps, namely sensing perplexing situations, clarifying the problem, formulating a tentative hypothesis, testing the hypothesis, revising with rigorous tests, and acting on the solution.

In 1916, Dewey had encouraged students to study so that they could add to their personal knowledge of science. To achieve that, students must overcome problems they want to know and apply them to observable phenomena. The Dewey Model is the basis for the Junior High School Curriculum Commission in 1937 entitled Science in Secondary Education. Subsequently in 1944, Dewey modified the previous inquiry steps in order to achieve his objectives, namely reflective thinking: presentation of the problem, formation of a hypothesis, collecting data during the experiment, and formulation of conclusion. John Dewey argues that learning, development, and growth of a human being will be optimal when they are faced with real and substantive problems to be solved. He believes that the curriculum and instruction should be based on integrative community-based tasks and activities and involve learners in pragmatic social actions that bring real benefits to the world (Barrow, 2006).

Based on the inquiry model, schools play the best role to facilitate self-development. Therefore, inquiry is centered on students, so that students participate actively in the learning process. The learning process is seen as an important outcome such as the product, for example what is learned. While the teacher in the Inquiry Learning model acts as a facilitator who presents challenges to students by helping them identify questions and problems, and guide the course of inquiry learning. Thus, the inquiry approach views students as thinkers who actively seek, examine, process data from their environment towards a variety of objectives that best suit their mental characteristics (Heru Kusmaryono, 2013).

Based on this explanation, Inquiry Learning is a learning model based on John Dewey's thinking. This learning model is a model that is oriented to the activeness of students in finding problem and finding problem solving through direct observation. This is to improve students' understanding through their own methods.

a. Characteristic

This inquiry model departs from the assumption that since humans were born into the world, humans have the urge to find their own knowledge. Curiosity about the natural conditions around them is human nature from birth to the world. Since childhood, humans have a desire to know everything through the senses of taste, hearing, sight and other senses.

There are several things that are the main characteristics of inquiry learning models according to Roni Saputra (2014), namely emphasizes the maximum students' activity (students as subjects of learning), the teacher as a facilitator and motivator of students, and the purpose of using inquiry learning strategy is to

develop the ability to think systematically, logically and critically.

While the characteristics of Inquiry Learning according to Neil Postman and Charles Weingartner (in Amalia, 2016) are confident in learning ability, happy when trying to solve a problem, believe in self-assessment and not just rely on the judgment of others or the environment, not afraid to be wrong, no doubt in answering, flexibility of views, appreciate the facts and be able to distinguish between facts and opinions, and do not feel the need to get a final answer for all questions and feel more comfortable when not knowing the answer to a difficult question rather than just receiving an overly simplified answer.

From the two opinions of the experts above, the author can conclude the characteristics of inquiry learning. Characteristics of the Inquiry Learning Model are students as active and independent learners who can find and solve problems with confidence. In addition, learning activities carried out can increase students' critical thinking.

b. Steps of Inquiry Learning Model

1) Orientation

At this phase the teacher takes steps to foster a conducive atmosphere or learning climate. The things that are done in this orientation phase are: 1) Describing the topic, objectives, and learning outcomes that are expected to be achieved by students. 2) Explain the main activities that must be carried out by students to achieve their goals. At this phase the steps of inquiry are explained as well as the steps of each step, starting from the steps of formulating the problem to formulating a conclusion. 3) Explain the importance of learning topics and

activities. This is done in order to provide student learning motivation (Ridwan Abdullah Sani: 2010).

2) Formulating Problem

Formulating a problem is a step to bring students to a problem that contains a puzzle. The problem presented is a problem that challenges students to solve the puzzle. Puzzles in the formulation of the problem certainly have the answer, and students are encouraged to look for the right answer. The process of finding answers is very important in inquiry learning, therefore through this process students will gain valuable experience as an effort to develop mentally through the thinking process (Educational Development Center, 2016).

3) Formulating hypothesis

The hypothesis is a temporary answer to a problem that is examined. As a temporary answer, the hypothesis needs to be tested. One of the ways that the teacher can do to develop the ability to guess (hypothesize) on each child is to ask various questions that can encourage students to be able to formulate a temporary answer or can formulate various estimates of possible answers to a problem under study (Nurcholish Arifin Handoyono, 2016).

4) Collecting Data

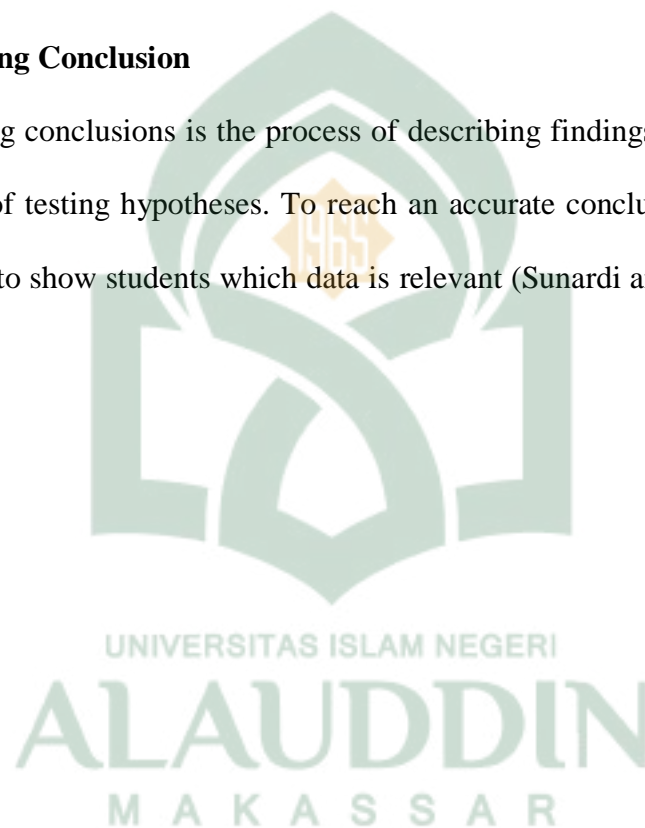
Collecting data is the activity of capturing the information needed to test the proposed hypothesis. In inquiry learning, collecting data is a mental process that is very important in intellectual development. The process of collecting data not only requires strong motivation in learning, but also requires perseverance and ability to use the potential for thinking (Triandy, 2017).

5) Testing Hypothesis

Testing the hypothesis is determining the answers that are considered acceptable according to the data or information obtained based on data collection. Testing hypotheses also means developing the ability to think rationally. That is, the truth of the answers given is not only based on argumentation, but must be supported by data that is found and can be accounted for (Amalia, 2016)

6) Formulating Conclusion

Formulating conclusions is the process of describing findings obtained based on the results of testing hypotheses. To reach an accurate conclusion the teacher should be able to show students which data is relevant (Sunardi and Imam Sujadi: 2017).



C. Theoretical Framework

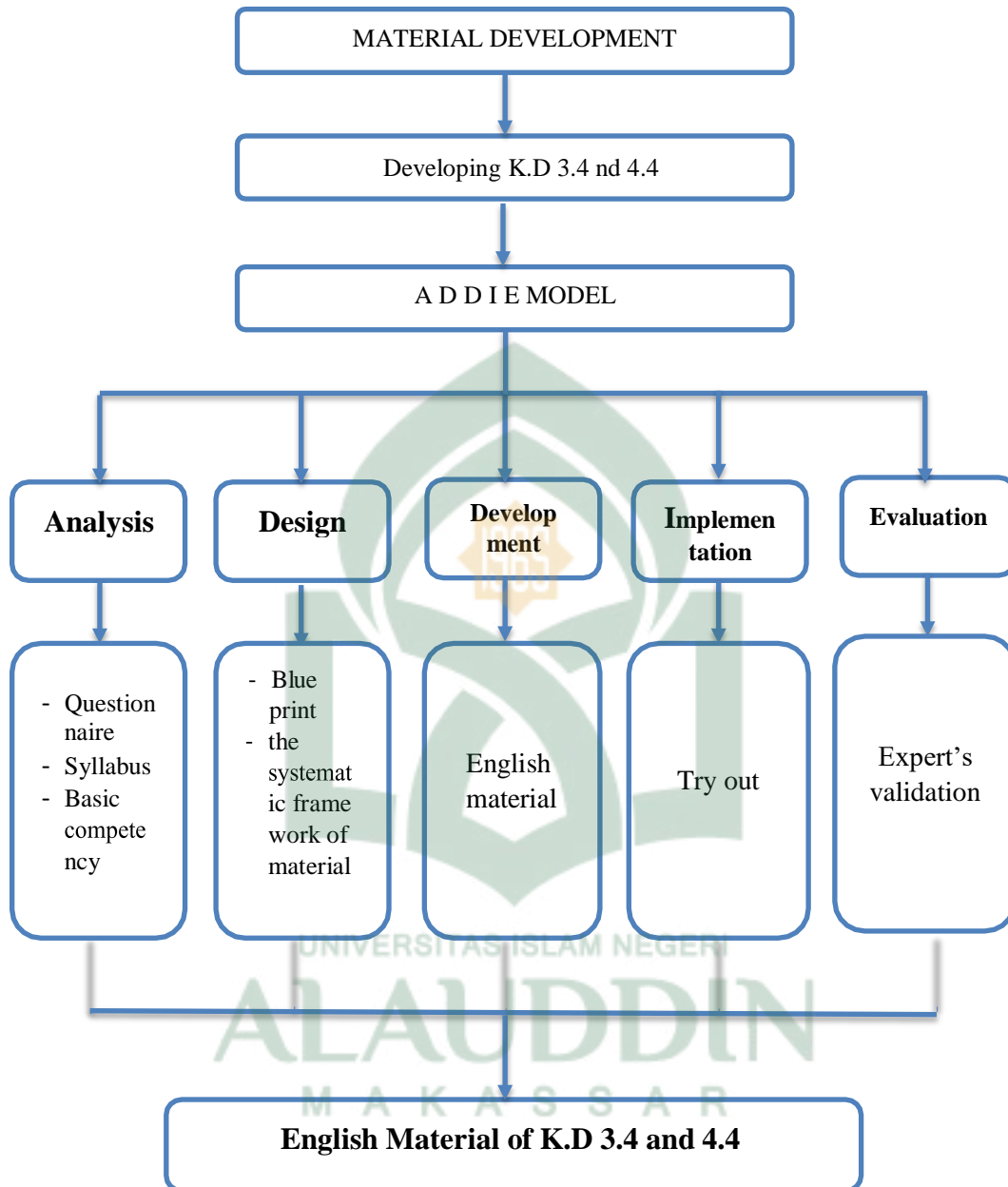


Figure 1. Theoretical framework of developing material process

In learning models there are several kinds of scientific approaches. In the scientific approach, there are three known learning models, namely inquiry learning, problem-based learning, and project-based learning. Inquiry learning

emphasizes the process of finding. Problem-based learning is a learning approach that presents contextual problems so as to stimulate students to learn. Project-based learning is a learning model that uses projects or activities as learning media.

However, the availability of the 2013 curriculum instructional materials from the government only uses the scientific approach. The scientific approach is an approach that includes steps to observe, to ask, to collect data, to associate, and to communicate. The guide material prepared by the government in supporting education improvement only contains the overall scientific approach that is monotonous and repetitive so that there is no variation in the teaching and learning process.

Therefore, researcher developed existing materials by using other teaching methods; in this case the research chose to use inquiry learning model, because inquiry learning itself can invite students to hone their creativity in thinking and also the researcher chose this, so that the guideline materials that students and teachers used can be varied and not monotonous.

Because of that, in this research, the researcher tried to offer a new way by designing English material for junior high school students in the first grade by developing a new English material by using inquiry learning and ADDIE model to achieve the objective of learning. In this research, the researcher developed English material for Junior High School in the seventh grade with topics of Basic Competence. The researcher used ADDIE model in this research. Model ADDIE was developed by Reiser and Molendain in 1990s.

ADDIE model is one of the most common models used in the instructional

design field a guide to producing an effective design. This model is an approach that helps instructional designers, any content's developer, or even teachers to create an efficient, effective teaching design by applying the processes of the ADDIE model on any instructional product. In addition, according to Reyzal Ibrahim (2011) this systematic process is represented in the acronym ADDIE, which stands for the important components in the process of creating the instructional design, which are Analysis, Design, Development, Implementation, and Evaluation. Each phase in ADDIE model is related to and interacts with each other.

The result from this research was an English material especially in basic competence of 3.4 and 4.4 using inquiry learning as an instructional model for students at the seventh grade of Junior High School.

CHAPTER III

METHOD OF THE RESEARCH

This chapter discusses research and development method of this study. It includes research method, development model, research subject, types of data, research instrument, data collecting procedure, try-out of product, and data analyzing technique.

A. Research and Development Model

The research design used by researcher was Research and Development (R&D). Borg and Gall in their material Educational research an introduction stated that educational research and development (R&D) is a process used to develop and validate educational products. The steps of this process are usually referred to as the R&D cycle, which consists of studying research findings pertinent to the product to be developed, developing the product based on the finding, field testing it in the setting where it will be used eventually, and revising it to correct the deficiencies found in the field testing phase. In indicate that product meets its behaviorally defined objectives.

As a conclusion, R&D is a research method which emphasized to developing, produce a certain product and get then the product examined with an expert to know the effectiveness of product before the product used.

The ADDIE model developed by Florida State University initially to explain, "...the processes involved in the formulation of an Instructional Systems Development (ISD) program for military inter service training that adequately trained individuals to do a particular job and which could also be applied to any

Inter service curriculum development activity.” The model originally contained several steps under its five original phases (analyze, design, develop, implement, and evaluate). The idea was to complete each phase before moving to the next. Over the years, practitioners revised the steps, and eventually the model became more dynamic and interactive than the original hierarchical version. By the mid- 1980s, the version familiar today appeared.

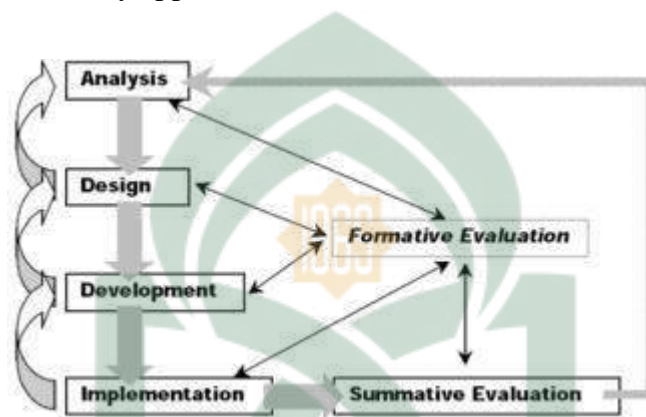


Figure 2. The ADDIE’s Model (McGriff, 2000)

“ADDIE” that stands for Analyze, Design, Develop, Implement, and Evaluate was designed to ensure that the learners achieved the goals and objectives of the learning purposes. It also provided simple procedure to design and develop materials. In addition, it was an iterative evaluation of each phase might lead the instructional designer back to any previous phase.

The ADDIE model was designed to ensure that the learners achieved the goals and objectives of the learning purposes. It also allowed the evaluation of students’ needs and provided simple procedure to design and develop materials.

B. Research and Development Procedures

The procedures in developing basic competences 3.4 and 4.4 for the seventh grade of junior high school based on inquiry learning model dealing with 2013

curriculum based on ADDIE model which provided five phases in terms of analysis, design, development, implementation, and evaluation.

1. Analysis Phase

In analysis phase, identifying and developing clear understanding of students' needs by questionnaire and analyzing each basic competency to get the indicators on the existing syllabus of 2013 curriculum used at the school. Then, considering timeline and budget needed in this research. Actually, this phase was similar to need analysis where need analysis is a set of procedures used to collect information about learners' needs (Richards, 2003:51 as cited in Sukirman 2012).

2. Design Phase

In this phase, designing the material for the seventh grade considering the students' need and indicators, then designing blue print supported by the instructional model used as the structure of arranging the material.

3. Development phase

This phase depends on the first two phases, which are the analysis and the design phase. In this third phase, the instructional designer develops the materials of the course.

4. Implementation

This phase is about transforming the plan into action. In order to go through this phase, the researcher considers three major steps, which are training the instructors, preparing the learners, and organizing the learning environment. With these three steps, the researcher displays our course in very active and authentic ways to achieve the implementation phase.

5. Evaluation

The final process in ADDIE model is Evaluation phase. The researcher evaluates each step in order to make sure that achieve the goals using the instructional design and materials to meet the learner needs. Additionally, there are two types of evaluation, which are formative evaluation and summative evaluation. First, formative evaluation is a continuing process that the researcher will do as we are working on our instructional materials in each phase on ADDIE model. There are three basic processes of formative evaluation, which are one to one, small evaluation group, and trial in the field.

C. Research Subject

The subject of this research were the students of the seventh grade of junior high school at MTs Madani Pao-Pao class VII batch 2018-2019 consisted of 146 students.

D. Types of Data

The types of data in this research were qualitative and quantitative data. The qualitative data was gathered from the analyzing basic competence of 3.4 and 4.4 of the *Permendikbud* Number 24 year 2016 in appendix 37.

The quantitative data were obtained from the result of questioners and the validation of the expert in evaluating product that has been made by researcher, whether they were feasible or not feasible to be used as references by students, teachers and the government to be used in the learning process.

The other source type of data was research consisted of five phases of ADDIE Model. The result from those phases was validated by the researcher in formative

assessment and expert in summative assessment to know the expert's validation and the acceptability about the English material which was developed by the researcher.

E. Research Instrument

In this research, the researcher used three instruments. The first is documents containing the syllabus of 2013 curriculum revised edition which was published in 2017 by the government, basic competence analysis, and the blueprint of materials. The second is questionnaire adapted by Andi Kaharuddin (2015: p.75-78) for the students. The third is the validation checklist adapted from Ghobrani (2011: p.517-520) and Widyatmoko (2011) cited by Sukirman (2013) and filled out by the experts. The instrument used as a source for research in supporting this research process, so that the planned process can be carried out and achieved well. These instruments were interrelated with each other.

The syllabus was used as the foundation to design a blueprint for the material, supporting by the result of spreading the questionnaire and analyzing basic competency. Questionnaire used to know students' need, analysis basic competence analysis displayed in table used by researcher to get the indicators would be achieved and categorized the HOTS indicators, whereas validation checklist used as a tool by experts in assessing and evaluating products that produced/developed by the researcher.

F. Data Collection Procedure

This data collection carried out through a literature review of an English material of the 2013 revised 2013 curriculum which was provided by the government in the learning model used was scientific. Then after reviewing each

existing basic competence here are 3.4 and 4.4 the researcher updated the instructional materials by observing the existing learning model. The model used by this study was the inquiry model. Then, organizing the five phases of ADDIE Model; there are five phases of this development model, they are:

1. Analysis

The first phase namely analysis, the researcher spread the questioners adapting by Brown's (1995) and also analyzed each basic competence in *K-13* syllabus and how to present the material contained in the book. At this phase, the researcher analyzed the students' need by the questionnaire and analyzed basic competences of 2013 curriculum. Then the output of this phase was the result of students' need and the indicators in each basic competence which categorized as the HOTS indicators.

2. Design

The second phase namely design, here the results of the questionnaire collected as one of the references in making the materials this then the research began to compile the material that has been selected according to the model to be used. The researcher presented the filtered material in the previous phase. The researcher started to design the materials by gathering information by the result of analyzed the students' need and analyzed basic competences. After analyzing those, the researcher started to design a blueprint which supported by the syllabus of 2013 curriculum. The output of this phase was a blueprint of the material which was contained basic competence, some indicators, subject matter, instructional material, and materials' structure designed by inquiry learning model.

3. Developing

The third phase namely developing material, the researcher collected all the materials that have been compiled then developed the blueprint. The materials' structure were developed based on inquiry learning model that consisted of six steps: orientation; formulating problem; formulating hypothesis; collecting information; testing hypothesis; and formulating conclusion. In this phase, the researcher developed the material of the blueprint supporting by the indicators which include HOTS category. Then, the output of this phase is material or product of instructional material.

4. Implementation

The fourth phase namely implementation. This phase, the researcher should try out the product to the students, but there were some problems that researcher found. The first problem was the researcher did not have enough time for applying the product to the subject, the second was the subject of this research were getting school holiday when the research finished her product.

5. Evaluation

The last phase was evaluation. According to Jan van den Akker (1999:p.10-11) there were three kinds of it, they are validity, effectiveness and practicality. The evaluation was evaluated by some components; validity can adequately be evaluated by expert, practicality via micro-evaluation and try-out, and effectiveness in field test Because of the previous phase could not be held by the researcher the evaluation that used in this research was only the validity of product that validated by the expert (validator). The formative evaluation was evaluated in each phase by

the researcher and consultants and the summative evaluation was evaluated by two experts.

G. Data Analysis Technique

In this research, the researcher used qualitative and quantitative data analysis technique to analyze the data.

1. Qualitative Analysis

The technique followed several steps by Miles and Huberman. They suggest that in analyzing the data qualitatively consists of three procedures. First was data reduction. Second was data display. Third was conclusion draw.

The data analysis technique in qualitative by Miles and Huberman presented in the following diagram:

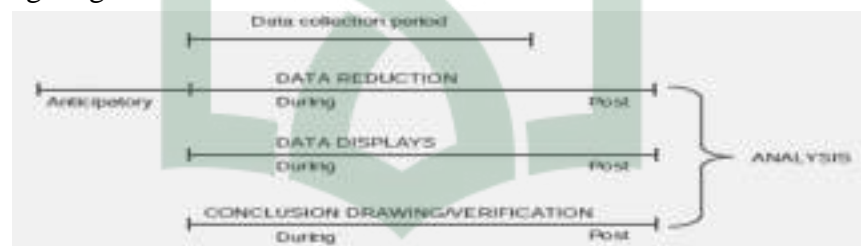


Figure 3. Procedures of Data Analysis Technique in Qualitative by Miles and Huberman

In the implementation of data reduction, data display, and conclusion/verification, it was a very flexible step, in the sense that it is not bound by chronological limitations. Overall these steps are interconnected during and after data collection, so the model of Miles and Huberman is also called the Interactive Model. Based on the explanations that have been developed by Agus Salim (2006:p.22-23), can be explained briefly as follows:

a. Data Reduction

In this phase, the researcher referred to obtain the mass of qualitative data

which was obtained through analyzing the materials in each basic competence. In other word, this phase updated the indicators to be HOTS indicators.

b. Data Display

This phase contained of the conclusions from the mass of data which draw in the form of tables, charts, networks and table. This was a continual process, rather than just one to be carried out at the end of the data collection.

c. Verification and Conclusion Drawing

In this phase, the researcher got a conclusion after going through the two phases that have been passed before. The initial conclusion verified first by the researchers themselves and then validated by experts.

2. Quantitative Analysis

Firstly, in gathering information from students and experts the researcher used the need analysis questionnaires and validation checklist. Types of questions are linguistic needs and learning needs used for assessing whole needs of the target. Because of the subject of this research was the first grade of junior high school, so the researcher used yes/no question in getting students' needs.

Secondly, the quantitative data analysis technique used to find the result of the questionnaire displayed below:

$$\Sigma = (VII-A) + (VII-B) + VII-C + (VII-D) + (VII-E)$$

Where: Σ = total number of students

fx = number of students in each class

The researcher used the formula below to analyze the data from the questionnaire:

- Formula for *yes* answer

$$\sum \text{yes} = \text{yes(VII-A)} + \text{yes(VII-B)} + \text{yes(VII-C)} + \text{yes(VII-D)} + \text{yes(VII-E)}$$

- Formula for *no* answer

$$\sum \text{no} = \text{no(VII-A)} + \text{no(VII-B)} + \text{no(VII-C)} + \text{no(VII-D)} + \text{no(VII-E)}$$

After getting the data for *yes* and *no*, the researcher compared the *yes* answer and the *no* answer, which data is bigger than other is taken as the final result.

The overall data are then analyzed to recognize the needs inventory of the target group in language learning which is then used as the basis for formulating aims and objectives of learning and designing material.

Data analysis technique used to find the result of the validity level of the product developed displayed below:

$$\bar{x} = \frac{y_1 + y_2}{n}$$

Where: \bar{x} = the average of rating scale

y = the expert

n = total number of expert

The scale of validity level of the product developed displayed below:

0-1 = very inappropriate

1,1-2 = inappropriate

2,1-3 = appropriate

3,1-4 = very appropriate

CHAPTER IV

FINDING AND DISCUSSION

A. The Process of Developing English Material for The Seventh Grade of Junior High School Based on Inquiry Learning Model by Using ADDIE Model

1. Making Decision about the Needs Analysis

At this stage the researcher determined the type of information needed, the participant to be investigated, and the instrument used. The information needed through the stage of need analysis include to find out the learning styles of students, the experience of students in learning English in class VII, and the learning media that students like. There were two participants involved, namely 146 students from MTs Madani Paop-Pao at the seventh grade of 2018-2019 school year who were studying the materials and people working in the teaching department. The instrument used to carry out this stage was a questionnaire containing several questions related to information previously explained and a questionnaire as a benchmark for validate the instructional materials that had been designed.

2. Gathering Information

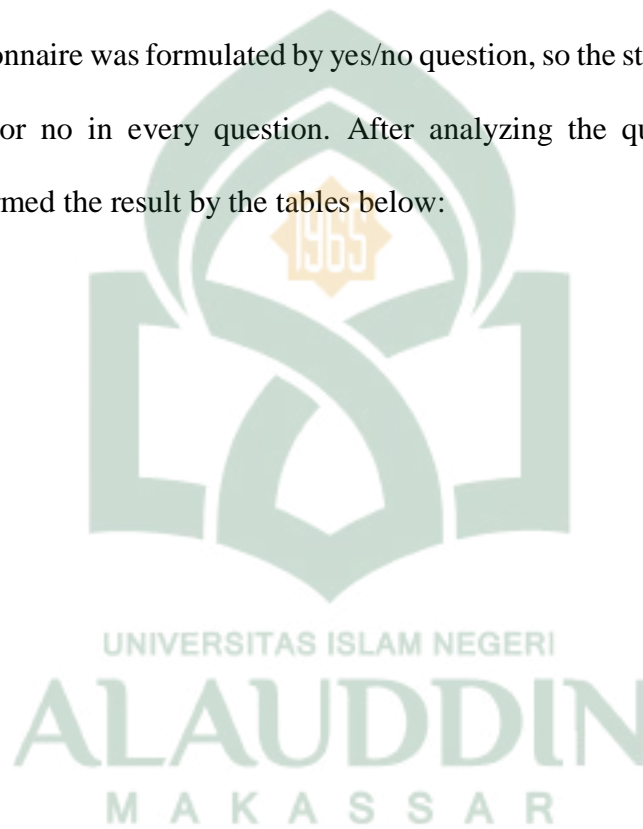
In this phase, researcher gathered information through two ways, namely analysis of students' needs and analysis of basic competencies. Here are the descriptions of the result from both analyses.

3. Using The Information

a. The Result of Product Design trough Students' Needs

The researcher gave a questionnaire to respondent in order to know what the students need in English materials for the seventh grade of junior high school. The researcher gave a questionnaire to the respondent which consists of 26 questions. Where the results further describe the students need for English materials based on basic competencies of K-13.

The questionnaire was formulated by yes/no question, so the students only need to choose yes or no in every question. After analyzing the questionnaire, the researcher informed the result by the tables below:



1) Linguistic Needs

Identifying linguistic needs is carried out by analyzing the students' learning ability and learning priorities. The result of the analysis are used for prioritizing the components of English materials in each basic competence and selecting appropriate instructional materials which are required to design the syllabus of English materials in each basic competence.

a) Learning Ability

Table 1. The Result of the 1st Question

Question	Can you introduce yourself by using English?						
Class	VII-A	VII-B	VII-C	VII-D	VII-E	Total	Percentage (%)
YES	24	24	26	32	12	118	81%
NO	2	3	7	4	12	28	19%

Table 1 shows that there were 81% of students of the seventh grade of junior high school can introduce themselves by using English, while 19% cannot. It means that almost all students of the seventh grade of junior high school can introduce themselves by using English, but some of them cannot. Therefore, the material is still presented to strengthen the students' skill.

Table 2. The Result of the 2nd Question

Question	Can you write your daily activity by using English?						
Class	VII-A	VII-B	VII-C	VII-D	VII-E	Total	Percentage (%)
YES	19	16	12	20	3	70	48%
NO	7	11	21	16	21	76	52%

Table 2 presented that 48% of the students answered YES and 52% answered NO to the question. From the percentage, we can conclude that some of the students cannot write their daily activity by using English. Therefore, instructional materials that have been designed based on activities that were closely related to daily life.

Table 3. The Result of the 3rd Question

Question	Can you read an English short story fluently?						
Class	VII-A	VII-B	VII-C	VII-D	VII-E	Total	Percentage (%)
YES	7	11	8	16	4	46	32%
NO	19	16	25	20	20	100	68%

Table 3 presented that 32% of the students answered YES and 68% answered NO to the question. It means that almost all students cannot read an English short story fluently. Because of that, instructional material that has been prepared presents several examples of short stories in order to be able to practice the students' ability to read.

b) Learning Priority

Table 4. The Result of the 4th Question

Question	Do you like learning English subject?						
Class	VII-A	VII-B	VII-C	VII-D	VII-E	Total	Percentage (%)
YES	22	23	24	32	21	122	84%
NO	4	4	9	4	3	24	16%

Table 4 shows that 84% of the students like to learn English subject and 16% don't like. It represents that almost all students like learning English subject. Therefore, instructional materials that were compiled contain a variety of colorful

illustrated pictures and forms of practice so that students enjoy learning English subject.

Table 5. The Result of the 5th Question

Question	In learning English subject, are you interested in reading the material?						
Class	VII-A	VII-B	VII-C	VII-D	VII-E	Total	Percentage (%)
YES	21	14	16	27	19	87	60%
NO	5	14	17	9	5	59	40%

Table 5 adduces that 60% of the students answered YES and 40% answered NO to the questions. It shows that some of the students interested in reading the material. Therefore, instructional materials that were prepared provide various forms of activities that invite students to read.

Table 6. The Result of the 6th Question

Question	In learning English subject, are you interested in listening to teacher in understanding the material?						
Class	VII-A	VII-B	VII-C	VII-D	VII-E	Total	Percentage (%)
YES	24	23	25	35	24	131	90%
NO	2	4	8	1	0	15	10%

Table 6 adduces that 90% of the students answered YES and 10% answered NO to the question. It represents that almost all students interested in listening to teacher in understanding the material. However, the activities organized in instructional materials focus on students who play an active role in the learning process assisted and guided by the teacher.

Table 7. The Result of the 7th Question

Question	In learning English subject, are you interested in doing the tasks?						
Class	VII-A	VII-B	VII-C	VII-D	VII-E	Total	Percentage (%)
YES	22	21	18	27	15	103	71%
NO	4	6	15	9	9	43	29%

Table 7 shows that 71% of the students chose YES and 29% chose NO. It informs that almost all students are interested in doing the task. Instructional material that has been compiled contains various forms of tasks.

Table 8. The Result of the 8th Question

Question	Do you like material example with dialog?						
Class	VII-A	VII-B	VII-C	VII-D	VII-E	Total	Percentage (%)
YES	21	23	29	36	19	128	88%
NO	5	4	4	0	5	18	12%

Table 8 shows that 88% of the students chose YES and 12% chose NO. It represents that almost all students of the seventh grade of junior high school like material example with dialogue. Thus, giving examples in the form of dialogue arranged into instructional materials that were according to the topic and form of activities.

Table 9. The Result of the 9th Question

Question	Do you like material example with text/description?						
Class	VII-A	VII-B	VII-C	VII-D	VII-E	Total	Percentage (%)
YES	21	21	18	32	18	110	75%
NO	5	6	15	4	6	36	25%

Table 8 shows that 75% of the students chose YES and 25% chose NO. It represents that almost all students of the seventh grade of junior high school like material example with text/description. Thus, giving examples in the form of text/description arranged into instructional materials that were according to the topic and form of activities.

Table 10. The Result of the 10th Question

Question	Do you like material presentation with colorful picture?						
Class	VII-A	VII-B	VII-C	VII-D	VII-E	Total	Percentage (%)
YES	29	25	29	31	22	117	80%
NO	6	2	4	5	2	29	20%

Table 10 shows that 80% of the students chose YES and 20% chose NO. It means that most of the students like material presentation with colorful picture. Therefore, instructional materials were compiled using a variety of colorful illustrated images, in order to be able to attract students' attention to the spirit of learning.

2) Learning Needs

The students learning needs in this study were identified by analyzing the students learning problems and learning attitudes. The students' learning problems

were described based on the analysis of the respondents' perceptions on the understanding the material content and material example. While to explain the students' attitude, the researcher analyzed the students' learning preferences and learning styles based on the respondents' perceptions.

a) **Learning Problems**

Table 11. The Result of the 11th Question

Question	I don't understand the teacher's explanation. Is it your problem in understanding the material content?						
Class	VII-A	VII-B	VII-C	VII-D	VII-E	Total	Percentage (%)
YES	11	17	21	19	14	82	56%
NO	15	10	11	17	8	64	44%

This table shows that there were 56% of students do not understand the teacher's explanation while 44% answered yes. So that they can not understand the materials well. It means that the material displayed mostly by working on problems with a little teacher explanations.

Table 12. The Result of the 12th Question

Question	I don't understand the explanation in the book. Is it your problem in understanding the material content?						
Class	VII-A	VII-B	VII-C	VII-D	VII-E	Total	Percentage (%)
YES	19	16	23	23	13	94	64%
NO	7	11	10	13	11	52	36%

This table shows that there were 64% of students do not understand the the meaning of the text in the book while 36% yes. It means that there is material that

contains some vocabularies that is interpreted into the native language of students.

So as, the students will be easier to understand the material.

Table 13. The Result of the 13th Question

Question	I don't understand the meaning of the teacher's explanation. Is it your problem in understanding the material example?						
Class	VII-A	VII-B	VII-C	VII-D	VII-E	Total	Percentage (%)
YES	24	16	18	23	11	92	63%
NO	2	11	15	13	13	54	37%

This table shows that there were 63% of students do not understand the meaning of the teacher's explanation while 37% YES. Thus there is a session for asking peers and teacher.

Table 14. The Result of the 14th Question

Question	I don't understand the meaning of the text in the book. Is it your problem in understanding the material example?						
Class	VII-A	VII-B	VII-C	VII-D	VII-E	Total	Percentage (%)
YES	19	12	20	25	16	92	63%
NO	7	15	13	11	8	54	37%

This table shows that there were 63% of students do not understand understand the meaning of the text in the book while 37% yes. It means that the material displayed dialog as one of the material that can be easily understood.

Students learning problem in each basic competency included material content and material example, they got problems if they did not understand the teacher's explanation and the meaning of the textbook. Because of the problem above, the

researcher displayed in all the material with the clear instruction for teacher and students. In each part of the material, teacher should give the clearest explanation about the material displayed in the textbook.

b) Learning Attitude

It has already been stated that learning attitudes are analyzed to discover what the students like to learn. For the reason, the focus of this discussion deals with identification of the learning preferences and styles in learning English materials.

– Learning Preference

Table 15. The Result of the 15th Question

Question	Do you prefer using an audio as the media in learning process?						
Class	VII-A	VII-B	VII-C	VII-D	VII-E	Total	Percentage (%)
YES	7	16	16	25	15	79	54%
NO	19	11	17	11	9	67	46%

This table shows that there were 54% of students prefer using an audio as the media in learning process while 46% no. It means that there is a material presented an audio as the media in learning process.

Table 16. The Result of the 16th Question

Question	Do you prefer using a picture as the media in learning process?						
Class	VII-A	VII-B	VII-C	VII-D	VII-E	Total	Percentage (%)
YES	26	24	31	35	17	133	91%
NO	0	3	2	1	7	13	9%

This table shows that there were 91% of students prefer using a picture as the media in learning process while 9% no. Therefore, the material is presented using

pictures to fulfill the students' need.

Table 17. The Result of the 17th Question

Question	Do you prefer using a video as the media in learning process?						
Class	VII-A	VII-B	VII-C	VII-D	VII-E	Total	Percentage (%)
YES	22	21	28	28	18	117	80%
NO	4	6	5	8	6	29	20%

This table shows that there were 80% of students prefer using a video as the media in learning process while 20% no. Thus, there is material presented using video to fulfill the students' need.

Table 18. The Result of the 18th Question

Question	Do you prefer asking for teacher in learning process if you are in difficulties?						
Class	VII-A	VII-B	VII-C	VII-D	VII-E	Total	Percentage (%)
YES	25	21	30	31	19	126	86%
NO	1	6	3	5	5	20	14%

This table shows that there were 86% of students prefer asking for teacher in learning process while 14% no. It means that in every learning process of this material, the students can ask the teacher for helping.

Table 19. The Result of the 19th Question

Question	Do you prefer asking for friend in learning process if you are in difficulties?						
Class	VII-A	VII-B	VII-C	VII-D	VII-E	Total	Percentage (%)

YES	12	19	21	30	16	98	67%
NO	4	8	12	6	8	48	33%

This table shows that there were 67% of students prefer asking for friend in learning while 33% no. Therefore, in every learning process of this material, the students can ask their friends for helping.

Table 20. The Result of the 20th Question

Question	Do you prefer reading material repeatedly in learning process if you are in difficulties?						
Class	VII-A	VII-B	VII-C	VII-D	VII-E	Total	Percentage (%)
YES	21	19	19	27	16	102	70%
NO	5	8	14	9	8	44	30%

This table shows that there were 70% of students prefer reading material repeatedly in learning process while 30% no. It means that in presenting the material, students are asked to read the material repeatedly to strengthen their understanding.

In learning process, every student has their style. There were three learning style of students found; learning by listening to the teacher's explanation learning by game, and learning by using media/tools. Based on the result, the researcher formulated the material which contained the three learning style of students. It can be seen in each part of the material there always the instruction delivered by teacher to fulfill learning by listening to the teacher's explanation, in the group discussion there were displayed some games, and there were visual-based media and audio-visual media that has explained in explanation of questions number 16 and 17.

– **Learning Style**

Table 21. The Result of the 21st Question

Question	Do you prefer listening to the teacher's explanation in learning process?						
Class	VII-A	VII-B	VII-C	VII-D	VII-E	Total	Percentage (%)
YES	24	23	27	35	21	130	89%
NO	2	4	6	1	3	16	11%

This table shows that there were 89% of students prefer listening to the teacher's explanation in learning process while 11% no. From these data, it can be concluded that the activities in the material were first explained by the teacher before students work on tasks or carry out learning activities.

Table 22. The Result of the 22nd Question

Question	Do you prefer learning by game in learning process?						
Class	VII-A	VII-B	VII-C	VII-D	VII-E	Total	Percentage (%)
YES	24	22	27	32	19	124	85%
NO	2	5	6	4	5	22	15%

This table shows that there were 85% of students prefer learning by game in learning process while 15% no. From these data it can be concluded that the activities in giving tasks to students used more games.

Table 23. The Result of the 23rd Question

Question	Do you prefer learning by media/tools in learning process?						
Class	VII-A	VII-B	VII-C	VII-D	VII-E	Total	Percentage (%)
YES	19	22	22	31	14	108	74%
NO	7	5	11	5	10	38	26%

This table shows that there were 74% of students prefer learning by media/tools in learning process while 26% no. From these data it can be concluded that in order to convey the material, instructional materials are compiled using a variety of media, such as pictorial media, audio for listening to song, and playing the roles using dialogue that exists in material.

Table 24. The Result of the 24th Question

Question	Do you prefer working in a group in doing your tasks?						
Class	VII-A	VII-B	VII-C	VII-D	VII-E	Total	Percentage (%)
YES	7	24	29	33	18	111	76%
NO	19	3	4	3	6	35	24%

Table 25. The Result of the 25th Question

Question	Do you prefer working in pair in doing your tasks?						
Class	VII-A	VII-B	VII-C	VII-D	VII-E	Total	Percentage (%)
YES	25	25	27	31	18	126	86%
NO	1	2	6	5	6	20	14%

Table 26. The Result of the 26th Question

Question	Do you prefer working alone in doing your tasks?						
Class	VII-A	VII-B	VII-C	VII-D	VII-E	Total	Percentage (%)
YES	19	17	8	19	12	75	51%
NO	7	10	25	17	12	71	49%

Form the table 24 shows that 76% of students prefer working in a group in doing task, then the table 25 shows that 86% of students prefer working in a pair, while table the 26 shows that 51% of students prefer working alone. From these data it can be concluded that, learning activities specifically assigning tasks, give more tasks in groups, but there were also some tasks that were done in pairs and by own-self.

Detailed information on the students' linguistic needs can be seen in the following table:

Table 27. The overall needs inventory from linguistic needs

Linguistic needs	
The learning abilities	The learning priorities
<ul style="list-style-type: none"> - Can introduce their self by using English - Cannot write their daily activity by using English - Cannot read an English short story fluently 	<ul style="list-style-type: none"> - The students like learning English subject - Reading the material - Listening to the teacher in understanding the material - Doing the task - Material example with dialogue

	<ul style="list-style-type: none"> - Material example with text/description - Material presentation with colorful picture
--	---

Based on the results of the need inventory, many students like English lessons, such as reading, writing, listening, and speaking. However, some of them have not been able to understand the material properly due to several factors, both internal and external factors. In the learning abilities, students have been able to introduce themselves by using English, but not all can. Therefore, the researcher presents the material about introducing. So that in the future, all students are able to introduce themselves.

Besides introducing themselves in English can improve speaking skills, the researcher also wants to improve students' abilities in writing and reading because some of students do not yet have these abilities. Therefore, the researcher has presented many writing and reading activities related to daily life that are designed to be interesting so that students do not feel bored. In addition, the researcher also presents a lot of assignments for students, both individually, pairs, and in groups so that students' abilities can be further improved.

Detailed information on the students' learning needs can be seen in the following table:

Table 28. *The overall needs inventory from learning needs*

Learning needs	
The learning problems	The learning attitudes

<ul style="list-style-type: none"> - Don't understand the teacher's explanation - Don't understand the explanation in the book - Don't understand the meaning of the teacher's explanation - Don't understand the meaning of the text in the book 	<p>Learning preferences:</p> <ul style="list-style-type: none"> - Using an audio as the media in learning process - Using a picture as the media in learning process - Using a video as the media in learning process - Asking for teacher in learning process if students are in difficulties - Asking for friend in learning process if students are in difficulties - Reading material repeatedly in learning process if students are in difficulties <p>Learning styles:</p> <ul style="list-style-type: none"> - Listening to the teacher's explanation in learning process - Learning by game in learning process - Learning by media/tools in learning process - Working in group - Working in pair - Working alone
---	--

Students learning preference based on media was divided into three; using audio-based media, visual-based media, and audio-visual-based media in learning process. The visual-based media (image or parable) can be representational images (images, paintings, or photographs), diagrams (describing the relationships of

concepts, organization, and structure of material content), maps (showing space relationships), graphs (tables, graphs, charts (charts) that present data / trend tendencies or between relationships of a set of images or numbers), audio-based media are media that contain messages in the form of auditive (only can be heard) that can stimulate thoughts, feelings, attention, and the ability of students to learn instructional materials, and audio-visual based media is combining the use of sound with a pictorial display commonly called video (Azhar Arsyad:2007). The result showed if the three media are in the material. The visual media can be seen in each part of the material which displayed with full colorful picture and audio-visual media can be seen in each material example which displayed another students doing a role play as the speakers in each dialog.

In learning process, usually students get problem in understanding the material, to cover the problem students do three things; asking to the teacher, asking to friends, and reading material repeatedly. The appropriate of three things above can be seen in the material which displayed in each step of inquiry, where the material guides the students to do individual activities, work in pairs, and make a group discussion to do the activities. In individual activities, students can learn independently, whereas work in pairs and group discussion, the three things of the way students covered their problems were used. The students can ask their teacher, their friends or reading the material repeatedly.

b. Description of Analyzing Basic Competence

In analyzing basic competencies, researcher created indicators of competencies achievement in each basic competency to facilitate researcher in

designing materials according to indicators. The first thing researcher recognized the operational verb in the basic competency description, and then reviewed the operational verb.

There are 3 types of indicators that are created in analyzing a basic competency, here is the division. If the operational verb was in points 1, the researcher made the main indicator and enrichment indicator, if the operational verb was in points 2, 3, 4 or 5 the researcher made supporting indicators, main indicators, and enrichment indicators, and if the operational verb was in points 6 the researcher made supporting indicators and main indicators. The operational verb list can be seen in the following picture:

Mengingat (C1)	Memahami (C2)	Mengaplikasikan (C3)	Menganalisis (C4)	Mengevaluasi (C5)	Mencipta/Membuat (C6)
Mengutip	Memperkirakan	Mengupaskan	Mengaudit	Membandingkan	Mengumpulkan
Menyebutkan	Menjelaskan	Mengurutkan	Mengatur	Menyimpulkan	Mengabstraksi
Menjelaskan	Menceritakan	Mententukan	Menganimasi	Menilai	Mengatur
Menggambar	Mengkatagorikan	Menerapkan	Mengumpulkan	Mengarahkan	Menganimasi
Membilang	Mencirikan	Mengkalkulasi	Memecahkan	Memprediksi	Mengkatagorikan
Mengidentifikasi	Merinci	Memodifikasi	Mengapakan	Memperjelas	Membangun
Mendaftar	Mengasosiasikan	Menghitung	Menganalisis	Menugaskan	Mengkreasikan
Menunjukkan	Menghitungkan	Membangun	Menyeleksi	Menafsirkan	Mengoreksi
Memberi label	Menghitung	Mencepah	Merinci	Mempertahankan	Merencanakan
Memberi indeks	Mengkontraskan	Mententukan	Menominasikan	Memerinci	Memadukan
Memasangkan	Menjalin	Menggambarikan	Mendiagramkan	Mengukur	Mendikte
Membase	Mendiskusikan	Menggunakan	Mengkorelasikan	Merangkum	Membentuk
Menamai	Mencontohkan	Menilai	Menguji	Membuktikan	Meningkatkan
Menandai	Mengemukakan	Melatih	Mencecahkan	Memvalidasi	Menanggulangi
Menghafal	Menipolakan	Menggali	Membagikan	Mengetes	Menggenerasikan
Meniru	Memperluas	Mengemukakan	Menyimpulkan	Mendukung	Menggabungkan
Mencatat	Menyimpulkan	Mengadaptasi	Menjelajah	Memilih	Merancang
Mengulang	Meramalkan	Menyelidiki	Memaksimalkan	Memproyeksikan	Membatas
Merproduksi	Merangkum	Mempersoalkan	Memerintahkan	Mengkritik	Menparasi
Meninjau	Menjabarkan	Mengkonsepikan	Mengibak	Mengarahkan	Membuat
Memilih	Menggali	Melaksanakan	Menransfer	Memutuskan	Menyapkan
Mentabulasi	Mengubah	Memproduksi	Melatih	Memisahkan	Memproduksi
Memberi kode	Mempertahankan	Memproses	Mengedit	menimbang	Memperjelas
Menulis	Mengartikan	Mengalikan	Menemukan		Merangkum
Menyatakan	Menarangkan	Menyusun	Menyalsasi		Merakonstruksi
Menelusuri	Menafsirkan	Memecahkan	Mengoreksi		Mengarang
	Memprediksi	Melakukan	Mendeteksi		Menyusun
	Melaporkan	Menstimulasikan	Menelaah		Mengkode
	Membedakan	Mentabulasi	Mengukur		Mengkombinasikan
		Memproses	Membengunkan		Memfasilitasi
		Membiasakan	Merasionalikan		Mengkonstruksi
		Mengklasifikasi	Mendiagnosis		Menentukan
		Menyesuaikan	Memfokuskan		Menghubungkan
		Mengoperasikan	Memadukan		Menciptakan
		Meramalkan			Menampilkan

Figure 4. Operational verb of cognitive domain (Buku Pegangan Pembelajaran

Berorientasi pada Keterampilan Tingkat Tinggi). 2018

Meniru (P1)	Manipulasi (P2)	Presisi (P3)	Artikulasi (P4)	Naturalisasi (P5)
Menyalin	Kembali membuat	Menunjukkan	Membangun	Mendesain
Mengikuti	Membangun	Melengkapi	Mengatasi	Menentukan
Mereplikasi	Melakukan	Menyempurnakan	Menggabungkan-koordinat	Mengelola
Mengulangi	Melaksanakan	Mengkalibrasi	Mengintegrasikan	Menciptakan
Mematuhi	Menerapkan	Mengendalikan	Beradaptasi	
Mengaktifkan	Mengoreksi	Mengalihkan	Mengembangkan	
Menyesuaikan	Mendemonstrasikan	Menggantikan	Merumuskan	
Menggabungkan	Merancang	Memutar	Memodifikasi	
Mengatur	Melatih	Mengirim	master	
Mengumpulkan	Memperbaiki	Memproduksi	Mensketsa	
Menimbang	Memanipulasi	Mencampur		
Memperkecil	Mereparasi	Mengemas		
Mengubah		Menyajikan		

Figure 5. *Operational verb of psychomotor domain (Buku Pegangan Pembelajaran Berorientasi pada Keterampilan Tingkat Tinggi). 2018*

1) The result of analyzing basic competence

3.4 mengidentifikasi fungsi sosial, struktur teks, dan unsure kebahasaan teks interaksi transaksional lisan dan tulis yang melibatkan tindakan memberi dan meminta informasi terkait nama dan jumlah binatang, benda, dan bangunan public yang dekat dengan kehidupan siswa sehari-hari, sesuai dengan konteks pnggunaannya. Perhatikan unsur kebahasaan dan kosakata terkait article a dan the, plural dan singular (C1).

After analyzing Basic competency 3.4, it is in the point 1 and has main indicator and enrichment indicator. Each indicator consisted of 18 sub-indicators. In basic competency 3.4 have 2 indicators and 36 sub-indicators.

Table 29. *The indicators of basic competency 3.4.*

Main indicator (C1)	Enrichment indicator (C4)
---------------------	---------------------------

<p>1. Identifying oral transactional interaction text is very short and simple which involves the act of giving and asking for information related to the name and number of animals that are close to the daily lives of students, taking into account social functions</p>	<p>1. Analyzing oral transactional interaction text is very short and simple which involves the act of giving and asking for information related to the name and number of animals that are close to the daily lives of students, taking into account social functions</p>
<p>2. Identifying oral transactional interaction text is very short and simple which involves the act of giving and asking for information related to the name and number of objects that are close to the daily lives of students, taking into account social functions.</p>	<p>2. Analyzing oral transactional interaction text is very short and simple which involves the act of giving and asking for information related to the name and number of objects that are close to the daily lives of students, taking into account social functions.</p>
<p>3. Identifying text transactional oral interaction is very short and simple which involves the act of</p>	<p>3. Analyzing text transactional oral interaction is very short and simple which involves the act of</p>

<p>giving and asking for information related to the name and number of public buildings close to the daily lives of students, taking into account social functions.</p>	<p>giving and asking for information related to the name and number of public buildings close to the daily lives of students, taking into account social functions.</p>
<p>4. Identifying transactional text interaction very short and simple writing that involves the act of giving and asking for information related to the name and number of animals close to the daily lives of students, with due regard to social functions.</p>	<p>4. Analyzing transactional text interaction very short and simple writing that involves the act of giving and asking for information related to the name and number of animals close to the daily lives of students, with due regard to social functions.</p>
<p>5. Identifying transactional text interaction very short and simple writing that involves the act of giving and asking for information related to the name and number of objects that are close to the daily lives of</p>	<p>5. Analyzing transactional text interaction very short and simple writing that involves the act of giving and asking for information related to the name and number of objects that are close to the daily lives of</p>

<p>students, taking into account social functions.</p> <p>6. Identifying transactional text interaction very short and simple writing that involves the act of giving and asking for information related to the name and number of public buildings close to the daily lives of students, taking into account social functions.</p> <p>7. Identifying oral transactional interaction text is very short and simple which involves the act of giving and asking for information related to the name and number of animals that are close to the daily lives of students, taking into account the structure of the text.</p>	<p>students, taking into account social functions.</p> <p>6. Analyzing transactional text interaction very short and simple writing that involves the act of giving and asking for information related to the name and number of public buildings close to the daily lives of students, taking into account social functions.</p> <p>7. Analyzing oral transactional interaction text is very short and simple which involves the act of giving and asking for information related to the name and number of animals that are close to the daily lives of students, taking into account the structure of the text.</p>
--	--

<p>8. Identifying oral transactional interaction text is very short and simple which involves the act of giving and asking for information related to the name and number of objects that are close to the daily lives of students, taking into account the structure of the text.</p>	<p>8. Analyzing oral transactional interaction text is very short and simple which involves the act of giving and asking for information related to the name and number of objects that are close to the daily lives of students, taking into account the structure of the text.</p>
<p>9. Identifying oral transactional interaction text is very short and simple which involves the act of giving and requesting information related to the name and number of public buildings close to the daily lives of students, taking into account the structure of the text.</p>	<p>9. Analyzing oral transactional interaction text is very short and simple which involves the act of giving and requesting information related to the name and number of public buildings close to the daily lives of students, taking into account the structure of the text.</p>
<p>10. Identifying transactional text interaction very short and simple writing that involves the act of</p>	<p>10. Analyzing transactional text interaction very short and simple writing that involves the</p>

<p>giving and asking for information related to the name and number of animals close to the daily lives of students, taking into account the structure of the text.</p>	<p>act of giving and asking for information related to the name and number of animals close to the daily lives of students, taking into account the structure of the text.</p>
<p>11. Identifying transactional text interaction very short and simple writing that involves the act of giving and asking for information related to the name and number of objects that are close to the daily lives of students, taking into account the structure of the text.</p>	<p>11. Analyzing transactional text interaction very short and simple writing that involves the act of giving and asking for information related to the name and number of objects that are close to the daily lives of students, taking into account the structure of the text.</p>
<p>12. Identifying transactional text interaction very short and simple writing that involves the act of giving and asking for information related to the name and number of public buildings</p>	<p>12. Analyzing transactional text interaction very short and simple writing that involves the act of giving and asking for information related to the name and number of public buildings</p>

<p>close to the daily lives of students, taking into account the structure of the text.</p>	<p>close to the daily lives of students, taking into account the structure of the text.</p>
<p>13. Identifying oral transactional interaction text is very short and simple which involves the act of giving and asking for information related to the name and number of animals close to the daily lives of students, taking into account the linguistic elements.</p>	<p>13. Analyzing oral transactional interaction text is very short and simple which involves the act of giving and asking for information related to the name and number of animals close to the daily lives of students, taking into account the linguistic elements.</p>
<p>14. Identifying text transactional oral interaction is very short and simple which involves the act of giving and asking for information related to the name and number of objects that are close to the daily lives of students, taking into account the linguistic elements.</p>	<p>14. Analyzing text transactional oral interaction is very short and simple which involves the act of giving and asking for information related to the name and number of objects that are close to the daily lives of students, taking into account the linguistic elements.</p>

<p>15. Identifying text transactional oral interaction is very short and simple which involves the act of giving and asking for information related to the name and number of public buildings close to the daily lives of students, taking into account the linguistic elements.</p>	<p>15. Analyzing text transactional oral interaction is very short and simple which involves the act of giving and asking for information related to the name and number of public buildings close to the daily lives of students, taking into account the linguistic elements.</p>
<p>16. Identifying transactional text interaction very short and simple writing that involves the act of giving and asking for information related to the name and number of animals close to the daily lives of students, taking into account the linguistic elements.</p>	<p>16. Analyzing transactional text interaction very short and simple writing that involves the act of giving and asking for information related to the name and number of animals close to the daily lives of students, taking into account the linguistic elements.</p>
<p>17. Identifying transactional text interaction very short and simple</p>	<p>17. Analyzing transactional text interaction very short and</p>

<p>writing that involves the act of giving and asking for information related to the name and number of objects that are close to the daily lives of students, taking into account the linguistic elements.</p>	<p>simple writing that involves the act of giving and asking for information related to the name and number of objects that are close to the daily lives of students, taking into account the linguistic elements.</p>
<p>18. Identifying transactional text interaction very short and simple writing that involves the act of giving and asking for information related to the name and number of public buildings close to the daily lives of students, taking into account the linguistic elements.</p>	<p>18. Analyzing transactional text interaction very short and simple writing that involves the act of giving and asking for information related to the name and number of public buildings close to the daily lives of students, taking into account the linguistic elements.</p>

K.D 4.4 Menyusun teks interaksi transaksional lisan dan tulis sangat pendek dan sederhana yang melibatkan tindakan memberi dan meminta informasi terkait sifat orang, binatang, dan benda, dengan memperhatikan fungsi sosial, struktur teks dan unsur kebahasaan yang benar dan sesuai konteks (P1).

After analyzing Basic competency 4.4, it is in the point 1 and has main indicator and enrichment indicator. Each indicator consisted of 18 sub-indicators. In basic competency 4.4 have 2 indicators and 36 sub-indicators.

Table 30. The indicators of basic competency 4.44.

Main indicator (P1)	Enrichment indicator (P3)
1. Compiling oral transactional interaction text is very short and simple which involves the act of giving and asking for information related to the name and number of animals that are close to the daily lives of students, taking into account social functions.	1. Completing oral transactional interaction text is very short and simple which involves the act of giving and asking for information related to the name and number of animals that are close to the daily lives of students, taking into account social functions.
2. Compiling oral transactional interaction text is very short and simple which involves the act of giving and asking for information related to the name and number of objects that are	2. Completing oral transactional interaction text is very short and simple which involves the act of giving and asking for information related to the name and number of objects that are

<p>close to the daily lives of students, taking into account social functions.</p>	<p>close to the daily lives of students, taking into account social functions.</p>
<p>3. Compiling text transactional oral interaction is very short and simple which involves the act of giving and asking for information related to the name and number of public buildings close to the daily lives of students, taking into account social functions.</p>	<p>3. Completing text transactional oral interaction is very short and simple which involves the act of giving and asking for information related to the name and number of public buildings close to the daily lives of students, taking into account social functions.</p>
<p>4. Compiling transactional text interaction very short and simple writing that involves the act of giving and asking for information related to the name and number of animals close to the daily lives of students, with due regard to social functions.</p>	<p>4. Completing transactional text interaction very short and simple writing that involves the act of giving and asking for information related to the name and number of animals close to the daily lives of students, with due regard to social functions.</p>

<p>5. Compiling transactional text interaction very short and simple writing that involves the act of giving and asking for information related to the name and number of objects that are close to the daily lives of students, taking into account social functions.</p>	<p>5. Completing transactional text interaction very short and simple writing that involves the act of giving and asking for information related to the name and number of objects that are close to the daily lives of students, taking into account social functions.</p>
<p>6. Compiling transactional text interaction very short and simple writing that involves the act of giving and asking for information related to the name and number of public buildings close to the daily lives of students, taking into account social functions.</p>	<p>6. Completing transactional text interaction very short and simple writing that involves the act of giving and asking for information related to the name and number of public buildings close to the daily lives of students, taking into account social functions.</p>
<p>7. Compiling oral transactional interaction text is very short and simple which involves the act of</p>	<p>7. Completing oral transactional interaction text is very short and simple which involves the act of</p>

<p>giving and asking for information related to the name and number of animals that are close to the daily lives of students, taking into account the structure of the text.</p>	<p>giving and asking for information related to the name and number of animals that are close to the daily lives of students, taking into account the structure of the text.</p>
<p>8. Compiling oral transactional interaction text is very short and simple which involves the act of giving and asking for information related to the name and number of objects that are close to the daily lives of students, taking into account the structure of the text.</p>	<p>8. Completing oral transactional interaction text is very short and simple which involves the act of giving and asking for information related to the name and number of objects that are close to the daily lives of students, taking into account the structure of the text.</p>
<p>9. Compiling oral transactional interaction text is very short and simple which involves the act of giving and requesting information related to the name and number of public buildings</p>	<p>9. Completing oral transactional interaction text is very short and simple which involves the act of giving and requesting information related to the name and number of public buildings</p>

<p>close to the daily lives of students, taking into account the structure of the text.</p>	<p>close to the daily lives of students, taking into account the structure of the text.</p>
<p>10. Compiling transactional text interaction very short and simple writing that involves the act of giving and asking for information related to the name and number of animals close to the daily lives of students, taking into account the structure of the text.</p>	<p>10. Completing transactional text interaction very short and simple writing that involves the act of giving and asking for information related to the name and number of animals close to the daily lives of students, taking into account the structure of the text.</p>
<p>11. Compiling transactional text interaction very short and simple writing that involves the act of giving and asking for information related to the name and number of objects that are close to the daily lives of students, taking into account the structure of the text.</p>	<p>11. Completing transactional text interaction very short and simple writing that involves the act of giving and asking for information related to the name and number of objects that are close to the daily lives of students, taking into account the structure of the text.</p>

<p>12. Compiling transactional text interaction very short and simple writing that involves the act of giving and asking for information related to the name and number of public buildings close to the daily lives of students, taking into account the structure of the text.</p>	<p>12. Completing transactional text interaction very short and simple writing that involves the act of giving and asking for information related to the name and number of public buildings close to the daily lives of students, taking into account the structure of the text.</p>
<p>13. Compiling oral transactional interaction text is very short and simple which involves the act of giving and asking for information related to the name and number of animals close to the daily lives of students, taking into account the linguistic elements.</p>	<p>13. Completing oral transactional interaction text is very short and simple which involves the act of giving and asking for information related to the name and number of animals close to the daily lives of students, taking into account the linguistic elements.</p>
<p>14. Compiling text transactional oral interaction is very short and</p>	<p>14. Completing text transactional oral interaction is very short and</p>

<p>simple which involves the act of giving and asking for information related to the name and number of objects that are close to the daily lives of students, taking into account the linguistic elements.</p>	<p>simple which involves the act of giving and asking for information related to the name and number of objects that are close to the daily lives of students, taking into account the linguistic elements.</p>
<p>15. Compiling text transactional oral interaction is very short and simple which involves the act of giving and asking for information related to the name and number of public buildings close to the daily lives of students, taking into account the linguistic elements.</p>	<p>15. Completing text transactional oral interaction is very short and simple which involves the act of giving and asking for information related to the name and number of public buildings close to the daily lives of students, taking into account the linguistic elements.</p>
<p>16. Compiling transactional text interaction very short and simple writing that involves the act of giving and asking for information related to the name</p>	<p>16. Completing transactional text interaction very short and simple writing that involves the act of giving and asking for information related to the name</p>

<p>and number of animals close to the daily lives of students, taking into account the linguistic elements.</p>	<p>and number of animals close to the daily lives of students, taking into account the linguistic elements.</p>
<p>17. Compiling transactional text interaction very short and simple writing that involves the act of giving and asking for information related to the name and number of objects that are close to the daily lives of students, taking into account the linguistic elements.</p>	<p>17. Completing transactional text interaction very short and simple writing that involves the act of giving and asking for information related to the name and number of objects that are close to the daily lives of students, taking into account the linguistic elements.</p>
<p>18. Compiling transactional text interaction very short and simple writing that involves the act of giving and asking for information related to the name and number of public buildings close to the daily lives of</p>	<p>18. Completing transactional text interaction very short and simple writing that involves the act of giving and asking for information related to the name and number of public buildings close to the daily lives of</p>

students, taking into account the linguistic elements.	students, taking into account the linguistic elements.
--	--

2) The result of analyzing HOTS indicator

Cognitive level

Cognitive level of the material is presented as K.I 3, in this research the cognitive level is presented as K.D 3.4. Here there is the following description of each cognitive level displayed in the material:

- **K.D 3.4/enrichment indicator:** on the enrichment indicator the operational verb used is analyzing, where this indicator contains all the indicators displayed on the material. Material that represents indicators of enrichment is material that has HOTS criteria because the material has been analyzed based on operational verbs (C4). The material which is representative of this category can be seen in the appearance of the material which first describes the example of the work step of an activity that is adjusted to the indicators used. Can be seen in the activities contained in the material that invites students to be able to analyze the names, the numbers, and the locations of things, animals, and public building through social functions, text structures and linguistic elements. Where in these activities, students will compile these three aspects through several ways that exist in inquiry learning models.

Psychomotor level

Psychomotor level of the material is presented as K.I. 4, in this research the cognitive level is presented as K.D. 4.4. Here there is the following description

of each cognitive level displayed in the material:

- **K.D 4.4/enrichment indicator:** on the enrichment indicator the operational verbs used is completing, where this indicator contains all the indicators displayed on the material. Materials that represent enrichment indicators are materials that have HOTS criteria because they have been prepared based on operational verbs (P3). Representative material from this category can be seen in the appearance of the material that first illustrates the example of the work step of an activity that is adjusted to the indicators used. It can be seen in activities contained in the material that invite students to be able to complete the names, the numbers, and the locations of things, animals, and public buildings through social functions, text structures and linguistic elements. Where in these activities, students will analyze these three aspects through several ways that exist in inquiry learning models.

3) The result of product design through indicators

The researcher explained which part of the material represented the indicator. The display described in formula: basic competency/indicator/sub-indicator.

Basic Competency 3.4

- In formulating problem phase 1 displayed material about tell the names of things in the classroom which represent the K.D 3.4/main/point 2, 8, 14 and 17.
- In formulating hypothesis phase 1 displayed activity to match the

images and the correct names about the things in the classroom by drawing arrow which represent the K.D 3.4/main/point 5 and 17.

- In collecting information phase 1 displayed activity to tell the names and the numbers of the things that students really have in their bags which represent the K.D 3.4./main/point 2, 8, 14, and 17.
- In testing hypothesis displayed activity to make sentences and report the students' findings about the names and the numbers of things in their bags which represent the K.D 4.4./enrichment/point 14 and 17.
- In conclusion phase 1 displayed activity to discuss and conclude what the students have learned which represent K.D 4.4/enrichment/point 2, 8, and 11.
- In formulating problem phase 2 displayed material a paragraph about the names of rooms or things in the school which represent the K.D 3.4/main/point 2, 5, 14, and 17.
- In formulating hypothesis phase 2 displayed activity to match the images and the correct names about the rooms or things in the classroom by drawing arrow which represent the K.D 3.4/main/point 5 and 17.
- In collecting information phase 2 displayed activity to identify the names of the rooms or things in the school which represent the K.D 3.4./main/point 5 and 17.
- In testing hypothesis phase 2 displayed activity to make sentences and report the students' findings about the names and the numbers

of the things in the school which represent the K.D 4.4./enrichment/point 8, 11, 14, and 17.

- In conclusion phase 2 displayed activity to discuss and conclude what the students have learned which represent K.D 4.4./enrichment/point 8,11,14 and 17.
- In formulating problem phase 3 displayed material a paragraph about the names of public buildings which represent the K.D 3.4/main/point 15 and 18.
- In formulating hypothesis phase 3 displayed activity to fill in the blanks about the name and the location of each building in the school which represent the K.D 3.4/main/point 6 and 18.
- In collecting information phase 3 displayed activity to analyze each name and location of public buildings into a sentence which represent the K.D4.4./enrichment/point 9, 12, 15, and 18.
- In testing hypothesis phase 3 displayed activity to observe the names and the numbers of the public buildings in town or village and make the findings into sentences which represent the K.D 4.4./enrichment/point 9, 12, 15, and 18.
- In conclusion phase 3 displayed activity to discuss and conclude what the students have learned which represent K.D 4.4./enrichment/point 9, 12, 15, and 18.
- In formulating problem phase 4 displayed a piece of conversation about the names and the locations of the things around the house

which represent the K.D 3.4/main/point 2, 5, 14, and 17.

- In formulating hypothesis phase 4 displayed activity to fill in the blanks about the names and the locations of the things by identifying the pictures which represent the K.D 3.4/main/point 5 and 17.
- In collecting information phase 4 displayed activity to discuss and identify the names, the numbers and the locations of the things in our houses which represent the K.D 3.4./enrichment/point 5 and 17.
- In testing hypothesis phase 4 displayed activity to **make a sentence** included the name, the number and the location of each thing like the example which represent the K.D 4.4./enrichment/point 14 and 17.
- In formulating conclusion phase 4 displayed the activity to discuss and conclude what the students have learned which represent K.D 4.4/enrichment/point 8, 11, 14, and 17.
- In formulating problem phase 5 displayed a material to learn the names of the animals and things in the garden, the animals and things around the house and school which represent K.D 3.4./main/point 13, 14, 16, and 17.
- In formulating hypothesis phase 5 displayed the activity to identify what animals and things in the garden, what animals and things around the house and school which represent K.D 3.4./main/point 4, 5, 16, and 17.
- In collecting information phase 5 displayed the activity to find the

small and big animals around the school and identify the names and the numbers which represent K.D 3.4/main/point 4, 5, 16, and 17.

- In testing hypothesis phase 5 displayed displayed the material about the result of our findings (the names, the numbers, and the locations of the animals and things around the school) into sentences which represent K.D 4.4./enrichment/point 13, 14, 16, and 17.

2. The Design of English Materials Blueprint

After gathering information that explained above, the researcher started to design the blueprint of the material as a material framework which details several aspects which would be made in the form of intact material. The aspects that explained in the blueprint are:

a. The blueprint content

- Basic competency which displayed is basic competencies 3.4 and 4.4 then were explained each basic competency to the indicators that it has.
- Subject matter is the main reference that elaborated through material arranged in the form of material, activities, and exercise. Based on the description of the basic competency, the subject matter contains three main aspects, namely social function, text structure, and linguistic elements.
- Learning material is a set of material that compiled based on the results of basic competency analysis that produced new indicators and then new material
- Indicator of competence achievement contained three types of indicators, namely, supporting indicator, main indicator, and enrichment indicator

describing the subject matter.

- Learning activities consisted of two aspects, students' activities and teacher's activities that designed based on inquiry learning model which consisted of orientation, formulating problem, formulating hypothesis, collecting information, testing hypothesis, and conclusion.

Table 31. The blueprint

BASIC COMPETENCY	SUBJECT MATTER	INDICATOR	INSTRUCTIONAL MATERIAL	LEARNING ACTIVITY	
				Students' Activity	Teacher' Activity
3.4 identify social functions, text structures, and linguistic elements of oral and written transactional interaction texts that involve the act of giving and asking for information related to the names and numbers of animals, objects, and public buildings close to students' daily lives, according to the context of their use. (Pay attention to linguistic and vocabulary elements related to articles a and the, plural and singular	<ul style="list-style-type: none"> • Social function Introducing, identifying objects, animals, public buildings. • Text structure (the memorization phrase, don't need to explain the grammar) <p>a. It's my cricket. They are my cats. There are many fireflies in the farm.. What is it? How many cows do you have?</p> <p>b. Are they your toys? Which one is your book? What is in your pocket? Who has a red pen?</p> <p>c. The hospital is near the post office. The police station is in the corner, etc.</p> <ul style="list-style-type: none"> • Language elements (1) Name of 	<p>Main Indicators (C1)</p> <p>1. identifying the social function of oral transactional interaction text that involves the act of giving and asking for information related to the name and number of animals close to the daily lives of students.</p> <p>2. identifying the social function of oral transactional interaction text which involves the act of giving and asking for information related to the name and number of objects that are close to the daily lives of students</p> <p>3. identifying the social function of oral transactional interaction text that involves the act of giving and asking for information related to the name and number of public buildings close to the daily lives of students</p> <p>4. identifying the social function of transactional text</p>	<p>1. The names, the numbers, and the locations of the animals in the garden, around the school, and near the house</p> <p>2. A piece conversation what things they have in their bags, the names, the numbers, and the location of the things in the classroom, around school, and near the house</p> <p>3. The names, the numbers, and the locations of the public buildings in town or villages</p> <p>4. A list of the names, the</p>	<p>Orientation: Students listen to the teacher explanation about the material will be learnt in this part.</p> <p>Formulating problem: Students listen teachers explanation by looking the images of the things in the classroom and find the meaning in a dictionary</p> <p>Formulating hypothesis: Students do the task to match the pictures and the correct names of the things by looking for the meaning in a dictionary, then make a sentence of each thing</p> <p>Collecting information: Students work in pairs to show the things that</p>	<p>Orientation : Teacher explains to the students about the material will be learnt in this part.</p> <p>Formulating problem: Teacher explains the material by showing the things in the classroom and ask students to find the meaning in a dictionary</p> <p>Formulating hypothesis: Teacher asks students to match the pictures and the correct names of the things by looking for the meaning in a dictionary, then asks students to make a sentence of each thing</p> <p>Collecting information: Teacher asks students to work in pairs and</p>

	<p>animals in the student's home and school environment: hen, chicks, house lizard, dragon fly, cockroaches, mosquitoes, etc.</p> <p>(2) Name of objects in the home and school environment: table, pillow, toy, mug, book shelf, pen, bag, etc.</p> <p>(3) Public building names: the post office, the bank, the hospital, etc.</p> <p>(4) What word? Which one? How many?</p> <p>(5) Mention of singular nouns with a and the, and plural (-s).</p> <p>(6) The pronouns it, they, this, that, those, these.</p> <p>(7) expression There is/are..., Are there ...?</p> <p>(8) Verbs that refer to very common and related actions in simple present tense: be, have, go, play, get, take, and so on.</p> <p>(9) Speech, word pressure, intonation</p> <p>(10) Spelling and punctuation</p> <p>(11) Handwriting</p>	<p>interaction in writing which involves the act of giving and asking for information related to the name and number of animals close to the daily lives of students</p> <p>5. identifying the social function of transactional text interaction in writing which involves the act of giving and asking for information related to the name and number of objects that are close to students' daily lives</p> <p>6. identifying the social function of transactional text interaction in writing which involves the act of giving and asking for information related to the name and number of public buildings close to the daily lives of students</p> <p>7. identifying oral transactional text structures that involve giving and asking for information related to the names and numbers of animals close to the daily lives of students</p> <p>8. identifying oral transactional interaction text structure that involves the act of giving and asking for information related to the name and number of objects that are close to the daily lives of students</p> <p>9. identifying oral transactional</p>	<p>numbers, and the locations of the animals in the garden, around school, and near the house</p> <p>5. A list or text of the names, the numbers, and the locations of the things in the classroom, around the school, and near the house</p> <p>6. A list of the names, the numbers, and the locations of the public buildings in town or village</p> <p>7. The names, the numbers, and the locations of the animals in the garden, around the school, and near the house</p> <p>8. A piece conversation what things they have in their bags, the names, the numbers, and the location of the things in the classroom, around</p>	<p>they have in their bags</p> <p>Testing hypothesis: Students plan how to say about their findings in task before, then report it</p> <p>Conclusion: Students work in groups to reflect on their learning about what they have learned and what activities they like most are into a journal</p> <p>Orientation: Students listen to the teacher explanation about the material will be learnt in this part.</p> <p>Formulating problem: Students repeat a text about "My school" after the teacher reads sentence by sentence and make a list about the things or rooms in the school</p> <p>Formulating hypothesis: Students do the task by matching the images of the things/rooms and their correct names and find the meaning in a dictionary</p> <p>Collecting information: Students work in pairs and go around in the school to identify the rooms and the</p>	<p>show the things that they have in their bags</p> <p>Testing hypothesis: Teacher asks students to plan how to say their findings, then report it</p> <p>Conclusion: Teacher asks students work in groups to reflect what they have learned and what activities they like most are into a journal</p> <p>Orientation: Teacher explains to the students about the material will be learnt in this part</p> <p>Formulating problem: Teacher reads a text about "My school" and asks students to make a list about the things or rooms in the school</p> <p>Formulating hypothesis: Teacher asks students to do the task by matching the images of the things/rooms and their correct names.</p> <p>Collecting information: Teacher asks students to work in pairs and go around in the school to identify the</p>
--	---	---	--	--	--

	<p>Topic Objects, animals, public buildings contained in the student environment, by giving examples of honest behavior, discipline, confidence, responsibility, and cooperation.</p>	<p>interaction text structures that involve giving and asking for information related to names and numbers of public buildings close to the daily lives of students</p> <p>10. identifying the text structure of transactional interaction text in writing which involves the act of giving and asking for information related to the name and number of animals close to the daily lives of students</p> <p>11. identifying the text structure of transactional interaction text in writing that involves the act of giving and asking for information related to the name and number of objects that are close to the daily lives of students</p> <p>12. identifying the text structure of transactional interaction text in writing which involves the act of giving and requesting information related to the name and number of public buildings close to the daily lives of students</p> <p>13. identifying verbal language elements of transactional interaction texts that involve the act of giving and asking for information related to the name and number of animals close to the daily lives of students</p>	<p>school, and near the house</p> <p>9. The names, the numbers, and the locations of the public buildings in town or villages</p> <p>10. A list of the names, the numbers, and the locations of the animals in the garden, around school, and near the house</p> <p>11. A list or text of the names, the numbers, and the locations of the things in the classroom, around the school, and near the house</p> <p>12. A list of the names, the numbers, and the locations of the public buildings in town or village</p> <p>13. The names, the numbers, and the locations of the animals in the garden, around the school, and near the house</p>	<p>numbers of each room</p> <p>Testing hypothesis: Students plan how to say about their findings in task before, then report it</p> <p>Conclusion: Students work in groups to reflect on their learning about what they have learned and what activities they like most are into a journal</p> <p>Orientation: Students listen to the teacher explanation about the material will be learnt in this part.</p> <p>Formulating problem: Students listen teachers explanation by looking the images and find the meaning in a dictionary, then repeat the name of the images one by one</p> <p>Formulating hypothesis: Students do to the fill in the blank task about the public buildings' locations of the images before</p> <p>Collecting information: Students will plan how to say the locations of each building in their notebooks and their locations, and</p>	<p>rooms and the numbers of each room</p> <p>Testing hypothesis: Teacher asks students to plan how to say their findings, then report it</p> <p>Conclusion: Teacher asks students work in groups to reflect what they have learned and what activities they like most are into a journal</p> <p>Orientation: Teacher explains to the students about the material will be learnt in this part</p> <p>Formulating problem: Teacher explains the material by showing the images and ask students to find the meaning in a dictionary then say the name of the images one by one</p> <p>Formulating hypothesis: Teacher asks students to do to the fill in the blank task about the public buildings' locations of the images before</p> <p>Collecting information: Teacher asks students to plan how to say the locations of each building in their notebooks, then teacher</p>
--	---	--	--	--	--

		<p>14. identifying transactional verbal language elements of language involving the act of giving and asking for information related to the name and number of objects that are close to students' daily lives</p> <p>15. identifying verbal language transactional interaction text elements that involve giving and asking for information related to the name and number of public buildings close to the daily lives of students</p> <p>16. identifying the language elements of transactional interaction text in writing which involves the act of giving and asking for information related to the name and number of animals that are close to the daily lives of students</p> <p>17. identifying written language elements of transactional interaction text involving the act of giving and asking for information related to the name and number of objects that are close to students' daily lives</p> <p>18. identifying written language elements of transactional interaction text that involve the act of giving and asking for information related to the name and number of public buildings</p>	<p>14. A piece conversation what things they have in their bags, the names, the numbers, and the location of the things in the classroom, around school, and near the house</p> <p>15. The names, the numbers, and the locations of the public buildings in town or villages</p> <p>16. A list of the names, the numbers, and the locations of the animals in the garden, around school, and near the house</p> <p>17. A list or text of the names, the numbers, and the locations of the things in the classroom, around the school, and near the house</p> <p>18. A list of the names, the numbers, and the locations of the public buildings in town or villages</p>	<p>deliver their work</p> <p>Testing hypothesis: Students will go around their town or villages to identify the buildings, the numbers, and the locations, and plan how to say of their findings in their notebooks. Then, they will report all their findings orally to the class.</p> <p>Conclusion: Students work in groups to reflect on their learning about what they have learned and what activities they like most are into a journal</p> <p>Orientation: Students listen to the teacher explanation about the material will be learnt in this part.</p> <p>Formulating problem: Students listen teacher explanation about the things in the house and the conversation about it. Next find the meaning in a dictionary</p> <p>Formulating hypothesis: students do the task by looking the pictures and think where the location of each thing in their house is and complete the</p>	<p>will chooses some of students to deliver their work</p> <p>Testing hypothesis: Teacher asks students to go around their town or villages to identify the buildings, the numbers, and the locations. Then, ask students to plan how to say of their findings in their notebooks before report it</p> <p>Conclusion: Teacher asks students work in groups to reflect what they have learned and what activities they like most are into a journal</p> <p>Orientation: Teacher explains to the students about the material will be learnt in this part</p> <p>Formulating problem: Teacher explains the material about the things in the house and reads the conversation about it.</p> <p>Formulating hypothesis: Teacher asks students to do the task by looking the pictures and think where the location of each thing in their house is and</p>
--	--	--	---	---	---

		<p>close to the daily lives of students</p> <p>Enrichment Indicators (C4)</p> <p>analyzing the social function of oral transactional interaction text that involves the act of giving and asking for information related to the name and number of animals close to the daily lives of students</p> <p>2. analyzing the social function of oral transactional interaction text which involves the act of giving and asking for information related to the name and number of objects that are close to the daily lives of students</p> <p>3. analyzing the social function of oral transactional interaction text that involves the act of giving and asking for information related to the name and number of public buildings close to the daily lives of students</p> <p>4. analyzing the social function of transactional text interaction in writing which involves the act of giving and asking for information related to the name and number of animals close to the daily lives of students</p> <p>5. analyzing the social function of transactional text interaction in writing which involves the act of giving and asking</p>	<p>1. The names, the numbers, and the locations of the animals in the garden, around the school, and near the house</p> <p>2. A piece conversation what things they have in their bags, the names, the numbers, and the location of the things in the classroom, around school, and near the house</p> <p>3. The names, the numbers, and the locations of the public buildings in town or villages</p> <p>4. A list of the names, the numbers, and the locations of the animals in the garden, around school, and near the house</p> <p>5. A list or text of the names, the numbers, and the locations of the things in the</p>	<p>sentences</p> <p>Collecting information: Students will discuss in pairs about “what are the names of the things that they have in their house, the numbers, and the locations” then collect it</p> <p>Testing hypothesis: students will make a sentence included the name, the number and the location of each thing before, and one of them will deliver their work</p> <p>Conclusion: Students work in groups to reflect what they have learned and what activities they like most are into a journal</p> <p>Orientation: Students listen to the teacher explanation about the material will be learned in this part.</p> <p>Formulating problem: Students listen the teacher explanation about the names of the animals and things in the garden and asks students to find the meaning in a dictionary</p>	<p>complete the sentences</p> <p>Collecting information: Teacher asks students to discuss in pairs about “what are the names of the things that they have in their house, the numbers, and the locations” then collect it</p> <p>Testing hypothesis: Teacher asks students to make a sentence included the name, the number and the location of each thing before, then teacher chooses one of the students in each group to represent it</p> <p>Conclusion: Teacher asks students work in groups to reflect what they have learned and what activities they like most are into a journal</p> <p>Orientation: Teacher explains to the students about the material will be learnt in this part</p> <p>Formulating problem: Teacher explains the material about the names of the animals and things in the garden and asks students to find the meanings in a dictionary</p>
--	--	--	---	---	---

	<p>for information related to the name and number of objects that are close to students' daily lives</p> <p>6. analyzing the social function of transactional text interaction in writing which involves the act of giving and asking for information related to the name and number of public buildings close to the daily lives of students</p> <p>7. analyzing oral transactional interaction text structures that involve giving and asking for information related to the names and numbers of animals close to the daily lives of students</p> <p>8. Analyzing oral transactional interaction text structure that involves the act of giving and asking for information related to the name and number of objects that are close to the daily lives of students</p> <p>9. analyzing oral transactional interaction text structures that involve giving and asking for information related to names and numbers of public buildings close to the daily lives of students</p> <p>10. analyzing the text structure of transactional interaction text in writing which involves the act of giving and asking</p>	<p>classroom, around the school, and near the house</p> <p>6. A list of the names, the numbers, and the locations of the public buildings in the town or villages</p> <p>7. The names, the numbers, and the locations of the animals in the garden, around the school, and near the house</p> <p>8. A piece conversation what things they have in their bags, the names, the numbers, and the location of the things in the classroom, around school, and near the house</p> <p>9. The names, the numbers, and the locations of the public buildings in town or villages</p> <p>10. A list of the names, the numbers, and the locations of the animals</p>	<p>Formulating hypothesis: Students will analyze where they usually find each thing and each animal before and determine what things and animals around the house, what things and animals in the garden.</p> <p>Collecting information: Students will work in pairs to go around the school to find small and big animals there, and take notes of the findings, then tell their numbers</p> <p>Testing hypothesis: Students will plan how to say their findings before and then report it</p> <p>Conclusion: Students work in groups to reflect on their learning about what they have learned and what activities they like most are into a journal</p>	<p>Formulating hypothesis: Teacher asks students to analyze where they usually find each thing and each animal before and determine what things and animals around the house, what things and animals in the garden.</p> <p>Collecting information: Teacher asks students work in pairs to go around the school to find small and big animals there, and take notes of the findings, then tell their numbers</p> <p>Testing hypothesis: Teacher asks students to plan how to say their findings before and then report it</p> <p>Conclusion: Teacher asks students work in groups to reflect what they have learned and what activities they like most are into a journal</p>
--	--	--	--	---

		<p>for information related to the name and number of animals close to the daily lives of students</p> <p>11. analyzing the text structure of transactional interaction text in writing that involves the act of giving and asking for information related to the name and number of objects that are close to the daily lives of students</p> <p>12. analyzing the text structure of transactional interaction text in writing which involves the act of giving and requesting information related to the name and number of public buildings close to the daily lives of students</p> <p>13. analyzing verbal language elements of transactional interaction texts that involve the act of giving and asking for information related to the name and number of animals close to the daily lives of students</p> <p>14. analyzing transactional verbal language elements of language involving the act of giving and asking for information related to the name and number of objects that are close to students' daily lives</p> <p>15. analyzing verbal language transactional interaction text elements that</p>	<p>in the garden, around school, and near the house</p> <p>11. A list or text of the names, the numbers, and the locations of the things in the classroom, around the school, and near the house</p> <p>12. A list of the names, the numbers, and the locations of the public buildings in the town or villages</p> <p>13. The names, the numbers, and the locations of the animals in the garden, around the school, and near the house</p> <p>14. A piece conversation what things they have in their bags, the names, the numbers, and the location of the things in the classroom, around school, and near the house</p>		
--	--	---	--	--	--

		<p>involve giving and asking for information related to the name and number of public buildings close to the daily lives of students</p> <p>16. analyzing the language elements of transactional interaction text in writing which involves the act of giving and asking for information related to the name and number of animals that are close to the daily lives of students</p> <p>17. analyzing written language elements of transactional interaction text involving the act of giving and asking for information related to the name and number of objects that are close to students' daily lives</p> <p>18. analyzing written language elements of transactional interaction text that involve the act of giving and asking for information related to the name and number of public buildings close to the daily lives of students</p>	<p>15. The names, the numbers, and the locations of the public buildings in town or villages</p> <p>16. A list of the names, the numbers, and the locations of the animals in the garden, around school, and near the house</p> <p>17. A list or text of the names, the numbers, and the locations of the things in the classroom, around the school, and near the house</p> <p>18. A list of the names, the numbers, and the locations of the public buildings in the town or villages</p>	
<p>4.4 compile interaction texts oral and written transactional very short and simple which involves the act of giving and asking for information related to the name and number of animals, objects, and public buildings that are close to the daily lives of students, by paying attention</p>	<p>cial function producing, identifying objects, animals, public buildings.</p> <p>xt structure memorization phrase, don't need to explain the grammar)</p> <p>'s my cricket. They are my cats. There are many fireflies in the farm., at is it?</p>	<p>Main Indicators (P1)</p> <p>1. Compiling oral transactional interaction text is very short and simple which involves the act of giving and asking for information related to the name and number of animals that are close to the daily lives of students, taking</p>	<p>1. The names, the numbers, and the locations of the animals in the garden, around the school, and near the house</p>	

<p>to social functions, text structures, and correct linguistic elements in context (P4)</p>	<p>How many cows do you have?</p> <p>Where are they your toys? Which one is your book? What is in your pocket? Who has a red pen?</p> <p>The hospital is near the post office. The police station is in the corner, etc.</p> <p>Language elements</p> <p>Name of animals in the student's home and school environment: hen, chicks, house lizard, dragon fly, cockroaches, mosquitoes, etc.</p> <p>Name of objects in the home and school environment: table, pillow, toy, mug, book shelf, pen, bag, etc.</p> <p>Public building names: the post office, the bank, the hospital, etc.</p> <p>What word? Which one? How many?</p> <p>Mention of singular nouns with a and the, and plural (-s).</p> <p>The pronouns it, they, this, that, those, these.</p> <p>expression There is/are..., Are there ...?</p> <p>Verbs that refer to very common and related actions in simple present tense: be, have, go, play, get, take, and so on.</p> <p>(9) Speech, word</p>	<p>into account social functions</p> <p>2. Compiling oral transactional interaction text is very short and simple which involves the act of giving and asking for information related to the name and number of objects that are close to the daily lives of students, taking into account social functions...</p> <p>3. Compiling text transactional oral interaction is very short and simple which involves the act of giving and asking for information related to the name and number of public buildings close to the daily lives of students, taking into account social functions</p> <p>4. Compiling transactional text interaction very short and simple writing that involves the act of giving and asking for information related to the name and number of animals close to the daily lives of students, with due regard to social functions</p> <p>5. Compiling transactional text interaction very short and simple writing that involves the act of giving and asking for information related to the name and number of objects that are close to the daily lives of students, taking into</p>	<p>2. A piece conversation what things they have in their bags, the names, the numbers, and the location of the things in the classroom, around school, and near the house</p> <p>3. The names, the numbers, and the locations of the public buildings in town or villages</p> <p>4. A list of the names, the numbers, and the locations of the animals in the garden, around school, and near the house</p> <p>5. A list or text of the names, the numbers, and the locations of the things in the classroom, around the school, and</p>		
--	---	--	---	--	--

	<p>pressure, intonation</p> <p>(10) Spelling and punctuation</p> <p>(11) Handwriting</p> <p>Topic Objects, animals, public buildings contained in the student environment, by giving examples of honest behavior, discipline, confidence, responsibility, and cooperation.</p>	<p>account social functions</p> <p>6. Compiling transactional text interaction very short and simple writing that involves the act of giving and asking for information related to the name and number of public buildings close to the daily lives of students, taking into account social functions</p> <p>7. Compiling oral transactional interaction text is very short and simple which involves the act of giving and asking for information related to the name and number of animals that are close to the daily lives of students, taking into account the structure of the text</p> <p>Compiling oral transactional interaction text is very short and simple which involves the act of giving and asking for information related to the name and number of objects that are close to the daily lives of students, taking into account the structure of the text</p> <p>9. Compiling oral transactional interaction text is very short and simple which involves the act of giving and requesting information related to the name and number of public buildings close to the daily lives of</p>	<p>near the house</p> <p>6. A list of the names, the numbers, and the locations of the public buildings in town or village</p> <p>7. The names, the numbers, and the locations of the animals in the garden, around the school, and near the house</p> <p>8. A piece conversation what things they have in their bags, the names, the numbers, and the location of the things in the classroom, around school, and near the house</p> <p>9. The names, the numbers, and the locations of</p>		
--	--	--	--	--	--

		<p>students, taking into account the structure of the text</p> <p>10. Compiling transactional text interaction very short and simple writing that involves the act of giving and asking for information related to the name and number of animals close to the daily lives of students, taking into account the structure of the text</p> <p>11. Compiling transactional text interaction very short and simple writing that involves the act of giving and asking for information related to the name and number of objects that are close to the daily lives of students, taking into account the structure of the text</p> <p>12. Compiling transactional text interaction very short and simple writing that involves the act of giving and asking for information related to the name and number of public buildings close to the daily lives of students, taking into account the structure of the text</p> <p>13. Compiling oral transactional interaction text is very short and</p>	<p>the public buildings in town or villages</p> <p>10. A list of the names, the numbers, and the locations of the animals in the garden, around school, and near the house</p> <p>11. A list or text of the names, the numbers, and the locations of the things in the classroom, around the school, and near the house</p> <p>12. A list of the names, the numbers, and the locations of the public buildings in town or village</p>		
--	--	--	---	--	--

		<p>simple which involves the act of giving and asking for information related to the name and number of animals close to the daily lives of students, taking into account the linguistic elements</p> <p>14. Compiling text transactional oral interaction is very short and simple which involves the act of giving and asking for information related to the name and number of objects that are close to the daily lives of students, taking into account the linguistic elements</p> <p>15. Compiling text transactional oral interaction is very short and simple which involves the act of giving and asking for information related to the name and number of public buildings close to the daily lives of students, taking into account the linguistic elements</p> <p>Compiling transactional text interaction very short and simple writing that involves the act of giving and asking for information related to the name and number of animals close to the daily lives of students, taking into account the linguistic elements</p> <p>17. Compiling transactional text interaction very short and simple</p>	<p>13. The names, the numbers, and the locations of the animals in the garden, around the school, and near the house</p> <p>14. A piece of conversation what things they have in their bags, the names, the numbers, and the location of the things in the classroom, around school, and near the house</p> <p>15. The names, the numbers, and the locations of the public buildings in town or villages</p> <p>16. A list of the names, the numbers, and the locations of the animals in the garden, around school, and</p>		
--	--	--	--	--	--

		<p>writing that involves the act of giving and asking for information related to the name and number of objects that are close to the daily lives of students, taking into account the linguistic elements</p> <p>18. Compile transactional text interaction very short and simple writing that involves the act of giving and asking for information related to the name and number of public buildings close to the daily lives of students, taking into account the linguistic elements</p> <p>Enrichment Indicators (P3)</p> <p>1. Completing oral transactional interaction text is very short and simple which involves the act of giving and asking for information related to the name and number of animals that are close to the daily lives of students, taking into account social functions</p> <p>2. Completing oral transactional interaction text is very short and simple which involves the act of giving and asking for information related to the name and number of objects that are close to the daily lives of students, taking into account social functions.</p> <p>3. Completing text transactional oral</p>	<p>near the house</p> <p>17. A list or text of the names, the numbers, and the locations of the things in the classroom, around the school, and near the house</p> <p>18. A list of the names, the numbers, and the locations of the public buildings in town or villages</p> <p>1. The names, the numbers, and the locations of the animals in the garden, around the school, and near the house</p> <p>2. A piece conversation what things they have in their bags, the names, the</p>		
--	--	---	--	--	--

		<p>interaction is very short and simple which involves the act of giving and asking for information related to the name and number of public buildings close to the daily lives of students, taking into account social functions</p> <p>4. Completing transactional text interaction very short and simple writing that involves the act of giving and asking for information related to the name and number of animals close to the daily lives of students, with due regard to social functions</p> <p>5. Completing transactional text interaction very short and simple writing that involves the act of giving and asking for information related to the name and number of objects that are close to the daily lives of students, taking into account social functions</p> <p>6. Completing transactional text interaction very short and simple writing that involves the act of giving and asking for information related to the name and number of public buildings close to the daily lives of students, taking into account social functions</p> <p>7. Completing oral transactional</p>	<p>numbers, and the location of the things in the classroom, around school, and near the house</p> <p>3. The names, the numbers, and the locations of the public buildings in town or villages</p> <p>4. A list of the names, the numbers, and the locations of the animals in the garden, around school, and near the house</p> <p>5. A list or text of the names, the numbers, and the locations of the things in the classroom, around the school, and near the house</p> <p>6. A list of the names, the numbers,</p>	
--	--	--	--	--

		<p>interaction text is very short and simple which involves the act of giving and asking for information related to the name and number of animals that are close to the daily lives of students, taking into account the structure of the text</p> <p>8. Completing oral transactional interaction text is very short and simple which involves the act of giving and asking for information related to the name and number of objects that are close to the daily lives of students, taking into account the structure of the text</p> <p>9. Completing oral transactional interaction text is very short and simple which involves the act of giving and requesting information related to the name and number of public buildings close to the daily lives of students, taking into account the structure of the text</p> <p>10. Completing transactional text interaction very short and simple writing that involves the act of giving and asking for information related to the name and number of animals close to the daily lives of students, taking into account the</p>	<p>and the locations of the public buildings in town or village</p> <p>7. The names, the numbers, and the locations of the animals in the garden, around the school, and near the house</p> <p>8. A piece of conversation what things they have in their bags, the names, the numbers, and the location of the things in the classroom, around school, and near the house</p> <p>9. The names, the numbers, and the locations of the public buildings in town or villages</p>		
--	--	---	---	--	--

		<p>structure of the text</p> <p>11. Completing transactional text interaction very short and simple writing that involves the act of giving and asking for information related to the name and number of objects that are close to the daily lives of students, taking into account the structure of the text</p> <p>12. Completing transactional text interaction very short and simple writing that involves the act of giving and asking for information related to the name and number of public buildings close to the daily lives of students, taking into account the structure of the text</p> <p>13. Completing oral transactional interaction text is very short and simple which involves the act of giving and asking for information related to the name and number of animals close to the daily lives of students, taking into account the linguistic elements</p> <p>14. Completing text transactional oral interaction is very short and simple which involves</p>	<p>10. A list of the names, the numbers, and the locations of the animals in the garden, around school, and near the house</p> <p>11. A list or text of the names, the numbers, and the locations of the things in the classroom, around the school, and near the house</p> <p>12. A list of the names, the numbers, and the locations of the public buildings in town or village</p> <p>13. The names, the numbers, and the locations of the animals</p>		
--	--	---	---	--	--

		<p>the act of giving and asking for information related to the name and number of objects that are close to the daily lives of students, taking into account the linguistic elements</p> <p>15. Completing text transactional oral interaction is very short and simple which involves the act of giving and asking for information related to the name and number of public buildings close to the daily lives of students, taking into account the linguistic elements</p> <p>16. Completing transactional text interaction very short and simple writing that involves the act of giving and asking for information related to the name and number of animals close to the daily lives of students, taking into account the linguistic elements</p> <p>17. Completing transactional text interaction very short and simple writing that involves the act of giving and asking for information related to the name and number of objects that are close to the daily lives of students, taking into account the</p>	<p>in the garden, around the school, and near the house</p> <p>14. A piece conversation what things they have in their bags, the names, the numbers, and the location of the things in the classroom, around school, and near the house</p> <p>15. The names, the numbers, and the locations of the public buildings in town or villages</p> <p>16. A list of the names, the numbers, and the locations of the animals in the garden, around school, and near the house</p>	
--	--	---	---	--

		linguistic elements			
		18. Completing transactional text interaction very short and simple writing that involves the act of giving and asking for information related to the name and number of public buildings close to the daily lives of students, taking into account the linguistic elements	17. A list or text of the names, the numbers, and the locations of the things in the classroom, around the school, and near the house		
			18. A list of the names, the numbers, and the locations of the public buildings in town or villages		

Table 31. *The blueprint content*

b. The result of product design through inquiry learning model

After designing the blueprint, the materials' structure was developed by using inquiry learning model. The explanation of material representations on each step of the inquiry model which was a learning model used in arranging the materials' structure.

Basic Competency 3.4 and 4.4

- **Orientation (1):** this part is named as the orientation process because here is teacher chance to give an overview to the students about the material to be learnt related to tell the names, the numbers, and the locations of the things. Students listen the teacher's explanation about it and students should be ready understand what they will be learned before starting the lesson and

what activities they want to do such as, work individually, work in pairs, and work in group in the learning process.

- **Formulating Problem (1):** this part is named as the formulating problem because the teacher gives an explanation about what the things in the classroom according the pictures that teacher used. In this learning process, teacher shows the pictures, says the correct names of the things and teacher asks students to repeat each name of the things. When teacher says the names of the things in the pictures and students ask about the thing in the classroom that there is no in the pictures, teacher asks students to open a dictionary and tell the students how to say it correctly. Then, teacher asks students to handwrite all of the names of the things what they have known as a list of the things in the classroom with the meaning in the students' notebook. After explain it, the teacher recommends the students' to memorize all the names of the things to prove students' English.
- **Formulating hypothesis (1):** this part is named as formulating hypothesis. Here, the teacher explains about the task. The task is about matching the pictures about the things in the classroom and the correct name of each thing. At the time teacher asks students to do the task individually. Teacher recommends students to find the English name of the pictures. After students know the name of each thing, they directly check the options and match those by drawing narrows. Then, students have to make a sentence of each thing like the example that has given by the teacher previously.
- **Collecting information (1):** this part is named as collecting information.

Teacher gives piece of conversation between two students that giving and asking information about what they have in their bags. According to the piece of conversation previously, teacher explains that students have to do the task to collect the information about what they have in their bags. Here, students will work in pairs. Both of them, giving and asking information of each thing they have in their bags and handwrite it into a table like an example that teacher has given. It means that the students have to know the English name of each thing in their bags by using a dictionary or asking the teacher for other help or if the students find a problem to finish their task. Not just the names of their things, but also the number of each thing will complete the table.

- **Testing hypothesis (1):** this part is named as testing hypothesis. It is an intermediate of the work in pairs above. Teacher explains that after the students complete the table with the names and the numbers of the things, they have to create the name and number of each thing into a sentence like the example that will give by the teacher. After finish it, teacher tells students to prepare themselves to report their work to the class orally sentence by sentence.
- **Conclusion (1):** this part is named as conclusion. It is the last part in learning the things in the classroom. After learning the step in knowing the things in the classroom by using pictures, giving and asking information until report their findings orally, teacher asks students to reflect on their learning by discussing in groups to make a journal about what they have

learned and what activities they like most are.

- **Orientation (2):** this part is named as the orientation process because here is teacher chance to give an overview to the students about the material to be learnt related to tell the names, the numbers, and the locations of the things or rooms in the school. Students listen the teacher's explanation about it and students should be ready understand what they will be learned before starting the lesson and what activities they want to do such as, work individually, work in pairs, and work in group in the learning process.
- **Formulating Problem (2):** this part is named as formulating problem because teacher gives students material about the things or rooms in the school by the text/story. Here, teacher explains some things or rooms that we can find or see in the school. Teacher reads the text sentence by sentence and usually asks students to repeat. After teacher and students read the text, teacher asks students to make a list in their notebook about what things or rooms they find in the text. The students have to complete a list with the meaning of each thing or room. This activity directly help students to use their focus do they can recognize the English name of the thing or rooms by read the text.
- **Formulating hypothesis (2):** this part is named as formulating hypothesis. Here, teacher asks the students to do the task individually after learned the things or rooms above. The task is about matching the pictures of the things or rooms in the school. To know the English name of the pictures, students should open a dictionary and then look at the option of the things' names.

This task can complete the text or story above about what things are not mentions.

- **Collecting information (2):** this part is named as collecting information because the teacher gives the student task to go around the school to identify the rooms and the numbers of each room. The students do the task in pairs. When they go around, they should collect what things or rooms they see in the school and collect it into a table with the numbers of it. This task will make students complete their knowledge in this material because they directly observe in their school and absolutely know what things or rooms there with the numbers.
- **Testing hypothesis (2):** this part is named as testing hypothesis because after the students observed what things or rooms in their school, next they have to complete their findings to make a sentence of each thing and number. Here, students not only know the names and the numbers of their findings, but also try to make complete sentence. it means, here students will focus to create word by word until become a sentence and then ready to report their findings to the class orally.
- **Conclusion (2):** this part is named as conclusion. It is the last part in learning the things in the classroom. After learned the step in knowing the things in the classroom by using pictures, giving and asking information until report their findings orally, teacher asks students to reflect on their learning by discussing in groups to make a journal about what they have learned and what activities they like most are.

- **Orientation (3):** this part is named as the orientation process because here is teacher chance to give an overview to the students about the material to be learnt related to tell the names, the numbers, and the locations of the public buildings around us. Students listen the teacher's explanation about it and students should be ready understand what they will be learned before starting the lesson and what activities they want to do such as, work individually, work in pairs, and work in group in the learning process.
- **Formulating Problem (3):** this part is named as formulating problem because the teacher gives an explanation about what the public buildings around us according the pictures that teacher used. Here, teacher asks students to find the English name of the public buildings and the meanings. After the students finding it, next teacher says the English name of each public building and asks students to repeat word by word. This activity here can train the listening skill and the pronunciation of the students.
- **Formulating hypothesis (3):** this part is named as formulating hypothesis. Here, the teacher explains the task. The task is about the public buildings before, there are incomplete sentences that explain the name and the location of each public building. Then, students have to complete the sentences. Students have to analyze the pictures to know the location of each public building and use a dictionary to know how to say in English.
- **Collecting information (3):** this part is named as collecting information. This activity is almost same with the task above. But in this part, the students have to complete the sentences by explain what building beside it and across

it. It is more complete than the sentences before. Therefore, the students' ability in this task can improve than task before of this material.

- **Testing hypothesis (3):** this part is named as testing hypothesis because the teacher gives the students task to observe the public building in their town or villages such as mosque, church, etc. students complete their task by making sentence of each public building included the name, the number, and the location. Then, students have to report their findings to the class orally in order that the students know to tell the names, the numbers, and the locations of public buildings and they can improve their self confident when they stand up in front of their friends to deliver their findings in other words speaking skill.
- **Conclusion (3):** this part is named as conclusion. It is the last part in learning the things in the classroom. After learned the step in knowing the things in the classroom by using pictures, giving and asking information until report their findings orally, teacher asks students to reflect on their learning by discussing in groups to make a journal about what they have learned and what activities they like most are.
- **Orientation (4):** this part is named as the orientation process because here is teacher chance to give an overview to the students about the material to be learnt related to tell the names, the numbers, and the locations of the things in the house. Students listen the teacher's explanation about it and students should be ready understand what they will be learned before starting the lesson and what activities they want to do such as, work

individually, work in pairs, and work in group in the learning process.

- **Formulating Problem (4):** this part is named as formulating problem. Here, the teacher explains about the material, it is the names of the things in the house. In this part, teacher delivers the material by giving the students list vocabulary of the things in the house and giving piece of conversation between two students about giving and asking information what things in their house. Teacher says the names of each thing and asks students to repeat word by word.
- **Formulating hypothesis (4):** this part is named as formulating hypothesis. Here, teacher gives students task and ask students to do it in pairs. This task shows the pictures of the things in the house with the place. Therefore, in first sentence students have to complete the sentence about the English name of each thing and the line two students have to complete the sentence about the location or place where the things are located in their house.
- **Collecting information (4):** this part is named as collecting information because here, teacher gives the students task with the topic “what are the names of the things that we have in our house, the numbers, and the locations”. Here, students work in pairs and they are asking and giving information according the topic above. This activity can complete their task by colleting the things and then students handwrite about the things in their notebook. They have to know the English name, and if they don’t know they can use dictionary.
- **Testing hypothesis (4):** this part is named as testing hypothesis. The

activity of this part is connected with the task above. After the students collect what things in their house, next they have to make a sentence the three things what they have and what their friend have like the example. This activity complete their task above.

- **Conclusion (4):** this part is named as conclusion. It is the last part in learning the things in the classroom. After learned the step in knowing the things in the classroom by using pictures, giving and asking information until report their findings orally, teacher asks students to reflect on their learning by discussing in groups to make a journal about what they have learned and what activities they like most are.
- **Orientation (5):** this part is named as the orientation process because here is teacher chance to give an overview to the students about the material to be learnt related to tell the names, the numbers, and the locations of the animals and things in the garden, the animals and things around the house and school. Students listen the teacher's explanation about it and students should be ready understand what they will be learned before starting the lesson and what activities they want to do such as, work individually, work in pairs, and work in group in the learning process.
- **Formulating Problem (5):** this part is named as formulating problem. Here, the teacher explains about the material, it is the names of the things and animals in the garden, around the house and school. In this part, teacher delivers the material by giving the students list vocabulary of the animals and things in the garden, around house and school. Here, students not only

listening the teacher explanations and repeat word by word after the teacher, but also students have to know the meaning by using a dictionary. This material can improve the students' vocabulary according the topic of this material

- **Formulating hypothesis (5):** this part is named as formulating hypothesis. This part, is connected with list if vocabulary before. Teacher asks students to work in pairs. Students identify where the animals and things were, and they have to analyze what animals and things in the garden and what animals and things around the house and school.
- **Collecting information (5):** this part is named as collecting information because here the teacher asks students to work in pairs, go out and find the small and big animals around the school. Students have to collect the English names and the number of each animal in their notebook.
- **Testing hypothesis (5):** this part is named as testing hypothesis.. This part is connected with the task before. After the students observe around the school. Next, teacher asks students to complete their task by making a sentence of each animal. In making the sentence, students work in pairs again and the sentence concluded the English name of each animal, the number, and what the animal is located like the example that the teacher gives.
- **Conclusion (5):** this part is named as conclusion. It is the last part in learning the things in the classroom. After learned the step in knowing the things in the classroom by using pictures, giving and asking information

until report their findings orally, teacher asks students to reflect on their learning by discussing in groups to make a journal about what they have learned and what activities they like most are.

3. The Result of English Materials Development

a) Conceptual Map

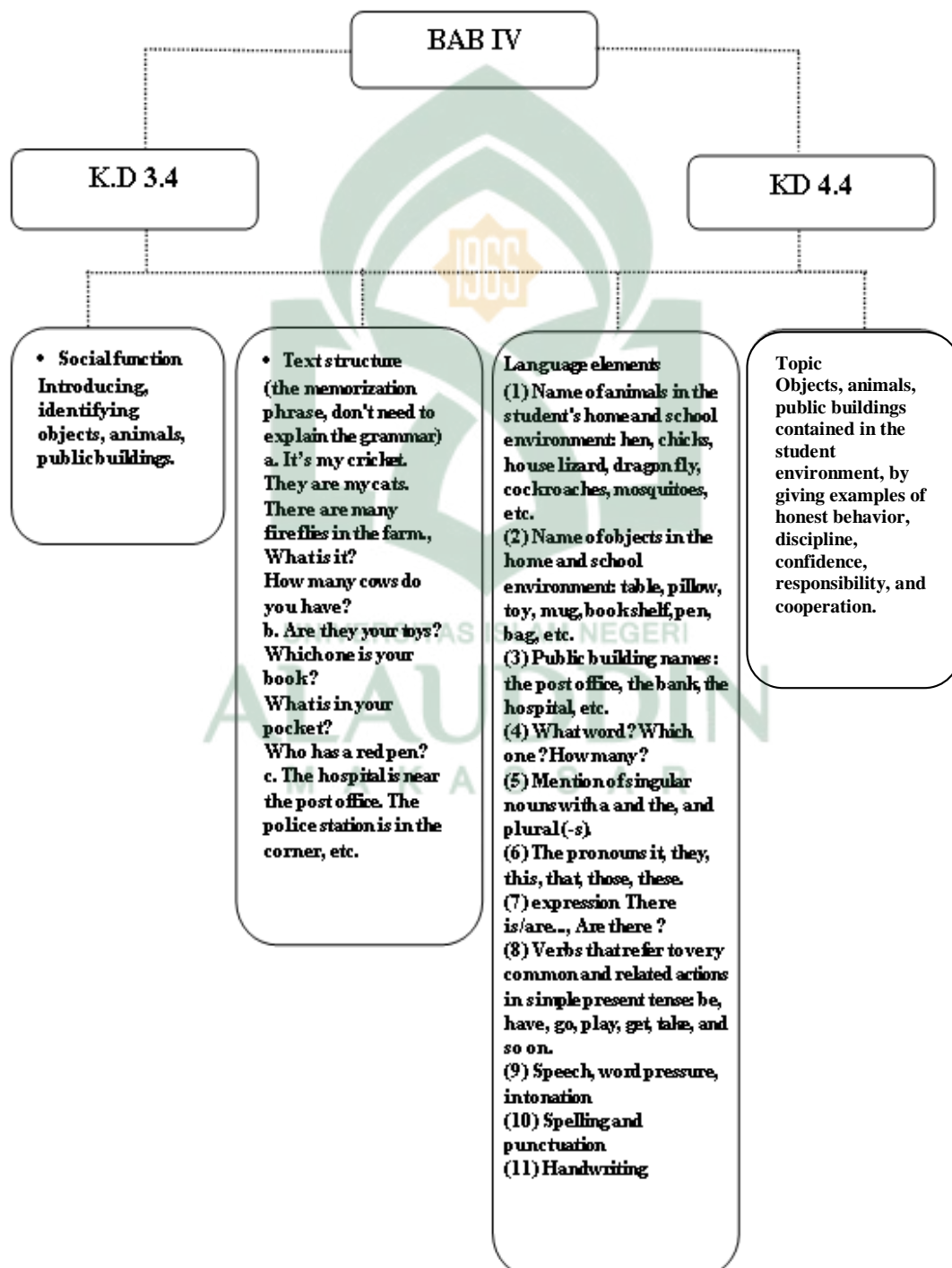


Figure 6. *A framework for English Material in chapter IV based on syllabus.*

The implementation of the overall procedures of English language competence is conducted by an idea of formulating a conceptual framework for English language competence based on syllabus. The conceptual framework illustrates the key elements which underlie the syllabus content.

In order to create learning opportunities based on students need and basic competency analysis, the syllabus must contain three main pedagogical procedures i.e.:

- Providing Language Skill

In this procedure, the researcher prepared students with integrated English subject matter namely; social functions, text structure, language elements, and topics that formed as materials and worksheets. After that, a series of activities were held to make students know the knowledge and practice the skills must be completed by preparing topics to be studied in accordance with the basic competency.

- Providing Opportunities to Use Integrated Skills

In this phase, researcher combined between student needs and basic competencies that must be fulfilled. Therefore, functional activities and interaction activities can be given. Functional activities equip students with the ability to function integrated skills in conversation, intensive reading, arranging sentence, completing tables, matching the pictures with correct name, and filling

in blanks. On the other hand, the stimulus is intended to be used by researchers.

– Reviewing Learning Outcomes

This procedure aims to assess students' achievement in English language competence by providing interactive themes in each chapter. For this phase, students will have the opportunity to express their knowledge of language in a particular phase based on the material.

Convincingly, the organizational structure of the syllabus framework has been used to develop English material and worksheets for the seventh grade of Junior High School basic competency 3.4 and 4.4. The English material and worksheets were designed to represent the results of gathering information from student needs analysis and basic competency analysis.

b) Stating goals

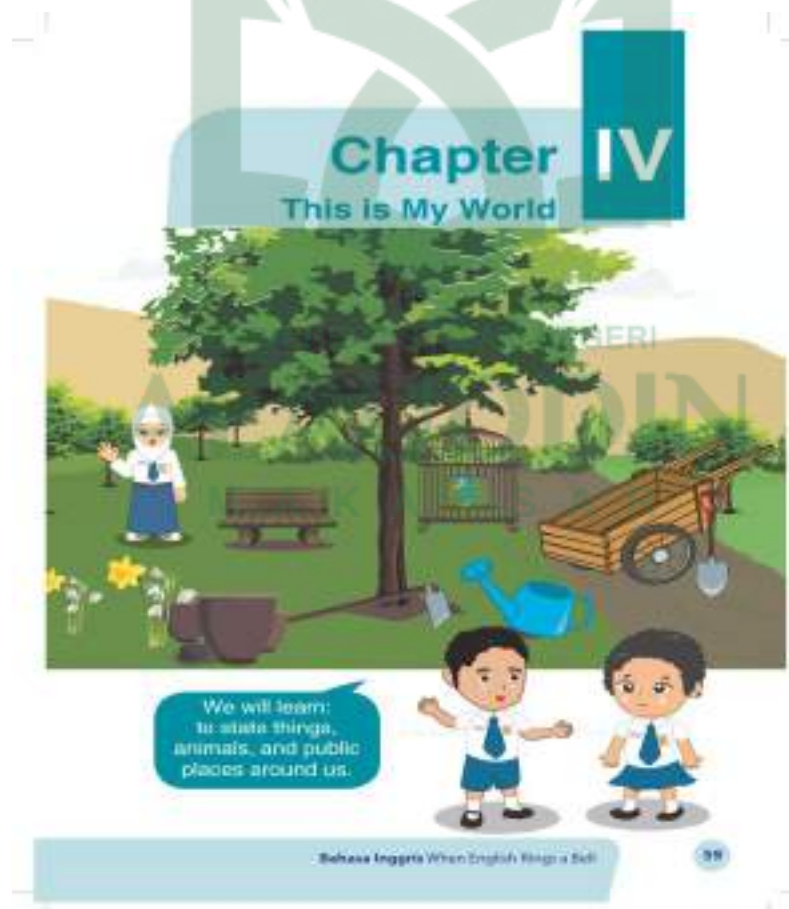
This material was prepared for students to be able to master the subject matter in the form of social functions, text structure, and elements of language effectively and confidently in applying English after learn the instructional English materials.

c) Material sequence

In the developing material by the researcher, the material sequence consists of achieving social functions, text structures, and linguistic elements contained in four skills in English. They speak, write, read, and listen. As a learning method, researcher used one type of learning method in each skill. In speaking material, researcher used conversations between two speakers, which aim to develop students' speaking skills by practicing conversations effectively with their friends,

and reporting students' findings orally in the class. In writing material, researcher used regulating words to improve students' writing skills by arranging the words provided in the correct sentences. In reading material, researcher used readings that consist of vocabulary and understanding to improve students' reading skills by understanding the reading and answering questions related to the reading, and researcher use text paragraphs to improve students' reading skills. While in speaking and listening skills, researcher used Q&A (question and answer style) between students, listening students' report findings in the class orally, and also through teacher explanations delivered orally.

d) **English Materials and Worksheets**



Testing hypothesis 3



We will tell the names of public buildings, the numbers, and the locations in our town or villages

Here are what we will do. **First**, we will go around our town or villages to identify the buildings, the numbers, and the locations. We will include the buildings, such as a mosque, a church, etc. **Second**, we will plan what to say of our findings in our notebooks, like the examples. **Then**, we will report all our findings orally to the class.

UNIVERSITAS ISLAM NEGERI

ALAUDDIN
MAKASSAR

Example:

There are two mosques in my village. One of them is in front of my house.

e) **The Strength of the Materials**

After designed the English instructional materials, there are several advantages that complement the previous materials. The advantages of the material compared to the previous materials are, the material that had been designed using learning model, namely Inquiry learning model that can facilitate teacher to carry out the learning process systematically according to the phase of the Inquiry learning model. Furthermore, the design of the material presented had more varied learning activities, so the learning process is not too monotonous for students.

The material is also made as attractive as possible. Especially in instructional materials in Basic Competence of 3.4 and 4.4, researcher designed the material with various images that were around students which were certainly interesting. The pictures presented there were cartoon images and there also original images. The use of cartoon and original images, so students are able to imagine and create pictorial characters in their boxes, so students can be easily understand and remember every material they have learned.

4. The Result of Expert's Validation Towards The Materials' Contents

Before implementing the developed instructional materials in the classroom, it is essential that the instructional materials be reviewed by the experts. The review was carried out to make sure that the instructional materials have been well developed and ready to use according to the experts' statement, and the experts' statement from:

1. General Content Expert Validation

Table 32. *The result of the English materials and worksheets review of expert*

Statement	Score	Description	Follow up
1. Cover design			
1.1 The cover is attractive to the learners	4	Very appropriate	No revision needed
2. Layout			
2.1 The layout is clear for learners	4	Very appropriate	No revision needed
2.2 The layout is attractive to the learners	4	Very appropriate	No revision needed
3. Instructional objectives			
3.1 The instructional objectives are clear	4	Very appropriate	No revision needed
3.2 The instructional objectives are understandable	4	Very appropriate	No revision needed
3.3 The instructional objectives ordered appropriately	4	Very appropriate	No revision needed

3.4 The instructional objectives reflect to the topic	4	Very appropriate	No revision needed
4. Organization of material	4	Very appropriate	No revision needed
4.1 The materials are organized attractively	4	Very appropriate	No revision needed
4.2 The organization of material in the form of units is appropriate	4	Very appropriate	No revision needed
4.3 The materials are organized in logically ordered tasks	4	Very appropriate	No revision needed
4.4 The themes and topics are relevant to the learning material in each basic competency.	4	Very appropriate	No revision needed
4.5 They are arranged in a logical sequence on the basis of topic or theme following the indicators	4	Very appropriate	No revision needed
4.6 The material cover a variety of topics and situation following the indicators	4	Very appropriate	No revision needed
4.7 The material have already represented the indicators	4	Very appropriate	No revision needed

4.8 The materials are organized in logically ordered tasks following the blueprint	4	Very appropriate	No revision needed
4.9 The material are appropriate with the structure of inquiry learning model	4	Very appropriate	No revision needed
4.10 The material consist of the subject matters	4	Very appropriate	No revision needed
4.11 The material compiled based on the cognitive domain has fulfilled the HOTS level	4	Very appropriate	No revision needed
4.12 The material compiled based on the psychomotor domain has fulfilled the HOTS level	4	Very appropriate	No revision needed
5. Systematic Content of English			
5.1 The integrated skills are appropriate to the student level and needs.	4	Very appropriate	No revision needed
5.2 There are three subject matters (social function, structure text, and linguistics element) in each basic competency.	4	Very appropriate	No revision needed
5.3 The structure of arranging the materials following the inquiry learning model	4	Very appropriate	No revision needed

6. Activities/ Exercises/ Tasks			
6.1 The activities, exercises and tasks are interesting.	4	Very appropriate	No revision needed
6.2 The activities, exercises and task are aimed in developing student comprehension.	4	Very appropriate	No revision needed
6.3 They provide for a real world use of language in daily lives.	4	Very appropriate	No revision needed
6.4 The situations of the activities, exercises and tasks in each subject matter are appropriate to the learner's level and need.	4	Very appropriate	No revision needed
6.5 The activities, exercises and tasks provide for varying learning arrangement like pairs and working in group.	4	Very appropriate	No revision needed
6.6 The activities, exercises and tasks focus on student's comprehension for each indicator.	4	Very appropriate	No revision needed
6.7 The instruction for the activities, exercises and tasks are simple and clear.	4	Very appropriate	No revision needed

6.8 The activities, exercises and tasks allow for the teacher's initiative to modify the activities.	4	Very appropriate	No revision needed
6.9 The activities, exercises and tasks' instruction are clear and structured	4	Very appropriate	No revision needed
6.10 The activities have presented the HOTS criteria of the cognitive level	4	Very appropriate	No revision needed
6.11 The activities have presented the HOTS criteria of the psychomotor level	4	Very appropriate	No revision needed

Source: Adapted from Ghobrani (2011: 517-518) and Wodyatmoko (2011) cited Sukirman (2013)

The results of the evaluation were quoted from the observation sheets that have been given to the experts. The observation sheet consisted at several items such as cover, layout, instructional objective, organization of materials, the systematic content of the materials, and activities/tasks/exercise are already checked with a good mark. After all the items marked and resulted good, the learning materials then claimed valid as reflected to the experts suggestions: The instructional materials have been very well designed due to the followed reasons: (the first expert) The objectives and goals were stated, it has development framework, and it systematically present the idea of based on inquiry learning model supported with the HOTS indicators. (The second expert)

overall the material and the content are appropriate with the blueprint. In conclusion, the validity level of the material development are very appropriate to the blueprint due to the validation checklist.



CHAPTER V

CONCLUSIONS AND SUGGESTIONS

A. Conclusion

1. The English materials development in the seventh grade of MTs Madani Pao-pao based on the Blueprint consist of 144 indicators which displayed in 42 phases in the material includes conceptual map, goals, materials sequence, and product overview.
2. The expert validation for the development of product such as English materials and worksheet has been very well designed due to the following reasons.

B. Suggestion

It is suggested to the next or further researcher to conduct a research by using research and development method. While for development model, the next or further researcher can use ADDIE (Analysis Design Development Implementation and Evaluation) model if the next or further researcher want to develop printed materials such textbooks, module, worksheet, etc. Inquiry learning model can be used as a learning model to develop a product because it can make product suites with the English subject.

It is also suggested to the next research to continuous this research especially in development model, because in implementation phase, the product of this research are not tried out to the subject. In evaluation phase, this research only evaluated the validity, whereas there are two left behind; practicality and efficiently.

In the other hand, this research still needs many suggestions for better result. The researcher hopes that the reader can give suggestion of this research. Especially, for the next researcher could complete this research because this research did not do implementation phase because there were several problem.



BIBLIOGRAPHY

- "ADDIE Model". *Instructional Systems, College of Education, Penn State, University*. http://www.instructionaldesigncentral.com/html/IDC_instructional_design_models.htm#addie. (May 2015).
- Adilah, Naila. (2013). *Analysis of curriculum 2013 implemented at seven grade of smp 2 bandarlampung*. Journal (Online).
- Ahmad, Djuwairiah and Hikmawati. "Developing Greetings and Self Introducing Materials Dealing with 2013 Curriculum of The Seventh Grade in MTs Balang-balang." *Thesis*. Makassar: School of Graduate Studies, State Islamic University of Alauddin. 2016.
- Akker, Jan van den. 1999. *Design Approaches and Tools in Education and Training*. The Netherlands, University of Twente.
- Aldoobie, Nada. (2015). *ADDIE Model*. University Of Northern Colorado. American International Journal of Contemporary Research Vol. 5, No. 6; December 2015.
- Amalia, Mila. (2016). *Meningkatkan Aktivitas dan Hasil Belajar Siswa dengan Model Inquiry Based Learning Tipe Make a Match dalam Mata Pelajaran Pendidikan Kewarganegaraan*. Thesis.
- Arikunto, Suharsimi. *Prosedur Penelitian*. Jakarta: Rineka Cipta. 2013.
- Barrow, Lloyd H. (2006). *A Brief History of Inquiry: From Dewey to Standards*. Journal of Science Teacher Education 17:265–278.
- Donough, Mc&Masuhara H. (2013). *Materials and Methods in ELT: A Teacher's Guide (3 Ed.)*. London: John Wiley & Sons, Inc.
- Dudley-Evans & John ST. 1998. *Developments in English for Specific Purposes*, Cambridge: Cambridge University Press.
- Ghozali, I. 2011. *Pengembangan Buku Teks Bahasa Inggris Integratif untuk Sekolah Menengah Kejuruan: Penelitian Pengembangan Pendidikan di Sekolah Menengah Kejuruan Usaha Jasa Pariwisata di Yogyakarta*. Thesis. Universitas Sebelas Maret Semarang.
- Gormally, Cara, Peggy Brickman, Brittan Hallar, and Norris Armstrong. *Effects of Inquiry Learning on Students' Science Literacy Skills and Confidence*. International Journal for the Scholarship of Teaching and Learning: Vol. 3: No. 2, Article 16. University of Georgia. 2009.

- Grath, I. Mc. (2002). *Materials Evaluation and Design for Language Teaching*. Edinburgh: Edinburgh University Press.
- Gustafson Kent. L & Branch Maribe. R. 2002. *Survey of Instructional Development Models*, New York: Syracuse University.
- Handoyono, Nurcholish A. and Zainal A. (2016). *Pengaruh Inquiry Learning dan Problem-Based Learning Terhadap Hasil Belajar PKKR Ditinjau dari Motivasi Belajar*. *Jurnal Pendidikan* 6 (1), 31-42.
- Harsono, Y.M. 2007. *Developing Learning Material for Specific Purposes*. Thesis. Universitas Katlik Atma Jaya, Jakarta.
- Haryati, M. 2008. *Model dan Teknik Penilaian pada Tingkat Satuan Pendidikan*. Jakarta: Gaung Persada Press. Hlm. 1.
- Hills, Ruth. 2000. *Developing Instructional Material in the Sloan Experiment*, University of Kentucky, Washington.
- Hutchinson, T & Waters, A. 1998. *English for Specific Purposes: A Learning Centered Approach*, Cambridge University Press, Cambridge.
- Ilmiah, Nur and Nur Aliyah Nur. (2018). Developing Asking and Giving Information Materials Dealing with 2013 Curriculum of SMP Eight Grade. *Eternal (english, teaching, learning, and research journal)*, 4(1), 67–78.
- Joyce, B. R., Marsha Weil, and Emily Calhoun.(2015). *Models of Teaching, 9th Edition*. <https://www.pearson.com/us/higher-education/program/Joyce-Models-of-Teaching-9th-Edition/PGM243928.html?tab=authors>. (18 November 2018).
- Kemendikbud. 2014. *Modul Pelatihan Implementasi Kurikulum 2013*. Jakarta: Badan Pengembangan Sumber Daya Manusia dan Kebudayaan.
- Khoir, Miftahul. “*Developing English Learning Materials for Young Learners Based on Needs Analysis*,” Thesis. Makassar: School of Graduate Studies, State Islamic University of Alauddin. 2015.
- Kusmaryono, Heru and RokhisSetiawati. (2013). *Penerapan Inquiry Based Learning untuk Mengetahui Respon Belajar Siswa pada Materi Konsep dan Pengelolaan Koperasi*. *Jurnal Pendidikan Ekonomi Dinamika Pendidikan*.
- Latief, A. (2013). *Research Methods on Language Learning: An Introduction*. Universitas Negeri Malang Press, Malang.

- Latief, A. 2013. *Research Methods on Language Learning: An Introduction*. Universitas Negeri Malang Press, Malang.
- McGriff. Steven J. (2000). *Instructional System Design (ISD): Using the ADDIE Model*. Instructional Systems, College of Education, Penn State University.
- Miles, MB. & Huberman, AM. (1994). *Qualitative Data Analysis* (2nd edition). Thousand Oaks, CA: Sage Publications.
- Mubarak, Husni. "Material Development for Basic Competenceies 3.7 and 4.7 of The 2013 English Syllabus for The Eighth Grade at Junior High School 02 Sungguminasa, Gowa." Thesis. Makassar: School of Graduate Studies, State Islamic University of Alauddin. 2017.
- Mulyasa, E. (2013). *Pengembangan dan Implementasi Kurikulum 2013*. Bandung: Rosdakarya, p. 163.
- Ontario. (2013). *Inquiry-based Learning*. Capacity Building Series. ISSN: 1913 849.
- Pedoman Pelatihan Implementasi Kurikulum 2013, Kementerian Pendidikan dan Kebudayaan Tahun 2013, p. 4.
- Pratt, B.1980. *Curriculum Design and Development*. New York: Harcourt Brace Javanovich Publishers. Pg. 4.
- Richard, Jack C. *Curriculum Development in Language Teaching*. New York: Cambridge University Press. 2007.
- Safrizal. (2013). *Designing ESP Teaching Material for Students of Accounting Department of Al-Azhar University Medan*. Thesis. Al-Azhar University Medan.
- Sani, Ridwan Abdullah. (2010). *The Characteristics of Inquiry-Based Learning*. https://www.academia.edu/19895920/Buku_Pembelajaran_Sainti_fik. (16 November 2018).
- Seels B & Glasgow Z.(1998).*Making Instructional Design Decisious 2nd edition*. Upper Saddle River, NJ: Merrill, Prentice-Hall.
- Sujadi, Imam and Suardi. (2017). *Desain Pembelajaran*. Taken from https://ml.scribd.com/document/357888455/BAB-4-DESAIN_PEMBELAJARAN-pdf. Paper presented in the PLPG program.
- Sunardi and Imam Sujadi. (2017). *Desain Pembelajaran*. Sumber Belajar Calon Peserta Program PLPG.

- Sundari, Tantri. (2014). *An Analysis on K-13 of Seventh Grade Students “When English Rings the Bell” PAPER Submitted to fulfill the requirements of Principle of Language Teaching Mid-term & Final Exam.*
- Suyadi. 2016. *English for Specific Purposes for Accounting Students.* IJIREES, vol. 3, no. 1, hh.144.
- Tomlinson, B.(1998). *Material Development in Language Teaching.* Cambridge: Cambridge University Press.
- Triandy, Rendy. (2017). *Pembelajaran Mengidentifikasi Ide Pokok dalam Artikel dengan Metode Inquiry pada Siswa Kelas X SMA Pasundan 2 Bandung.* LITERASI, Jurnal Ilmiah Pend. Bahasa, Sastra Indonesia dan Daerah.
- Undang-Undang Nomor 20 Tahun 2003 tentang Sistem Pendidikan Nasional, Lembaran Negara Republik Indonesia Tahun 2003 Nomor 78.
- Youth Learn. (2016). *Inquiry-Based Learning: An Approach to Educating and Inspiring Kids.*

APPENDICES

APPENDIX I

QUESTIONNAIRES FOR STUDENTS

Petunjuk Pengisian

Kuesioner ini diberikan untuk pengambilan data penelitian skripsi mahasiswa jurusan Pendidikan Bahasa Inggris UIN Alauddin Makassar bertujuan untuk mengetahui kebutuhan materi Bahasa Inggris siswa kelas VII Sekolah Menengah Pertama (SMP) tahun akademik 2018-2019. Oleh karena itu, Jawablah pertanyaan di bawah ini dengan memberikan tanda centang (√) pada kolom “Yes” atau “No” sesuai keadaan yang kalian hadapi saat belajar Bahasa Inggris di ruang kelas. Saya harap Anda menjawab setiap pertanyaan di bawah ini dengan jujur dan benar-benar sesuai fakta yang kalian alami demi membantu menyukkseskan penelitian ini. Harap anda mengisi instrument ini **DENGAN JUJUR** berdasarkan apa yang Anda rasakan dengan cara memberI tanda **CENTANG (√)** pada pilihan yang sesuai.

A. Identitas siswa

Nama :

N I S :

B. Questionnaires

Part I: Linguistics Needs

No	Question	Answer	
		Yes	No

Learning Ability			
1	Apakah kamu bisa memperkenalkan dirimu menggunakan Bahasa Inggris?		
2	Apakah kamu bisa menulis kegiatan sehari-harimu menggunakan Bahasa Inggris?		
3	Apakah kamu bisa membaca cerita pendek yang menggunakan Bahasa Inggris dengan lancar?		
Learning Priority			
4	Apakah kamu suka belajar Bahasa Inggris?		
5	Apakah kamu suka membaca buku tentang mata pelajaran Bahasa Inggris?		
6	Apakah kamu suka mendengarkan penjelasan gurumu tentang pelajaran Bahasa Inggris?		
7	Apakah kamu suka mengerjakan tugas Bahasa Inggris?		
8	Apakah kamu suka diberikan contoh percakapan yang menggunakan Bahasa Inggris?		
9	Apakah kamu suka diberikan contoh teks deskripsi?		
10	Apakah kamu suka belajar menggunakan gambar yang berwarna-warni?		

Part II : Learning Needs

No	Question	Answer	
		Yes	No
Learning Problem			
11	Saya tidak mengerti penjelasan Bapak/Ibu guru di kelas. Apakah itu penyebab kamu tidak dapat memahami isi materi?		
12	Saya tidak mengerti penjelasan yang ada di dalam buku. Apakah itu penyebab kamu tidak dapat memahami isi materi?		
13	saya tidak mengerti makna dari penjelasan Bapak/Ibu guru. Apakah itu penyebab kamu dengan contoh materi?		

14	Saya tidak mengerti makna teks yang ada di buku. Apakah itu penyebab kamu dengan contoh materi?		
Learning Attitude			
<i>Learning Preference</i>			
15	Apakah kamu suka mendengarkan audio untuk belajar?		
16	Apakah kamu suka materi yang menggunakan gambar untuk belajar?		
17	Apakah kamu suka menonton video untuk belajar?		
18	Apakah kamu lebih suka bertanya kepada gurumu jika tidak mengerti?		
19	Apakah kamu lebih suka bertanya kepada temanmu jika tidak mengerti?		
20	Apakah kamu lebih suka membaca kembali materi pejaran jika tidak mengerti?		
<i>Learning Style</i>			
21	Apakah kamu suka mendengarkan gurumu menjelaskan?		
22	Apakah kamu lebih suka bermain sambil belajar?		
23	Apakah kamu lebih suka belajar menggunakan alat peraga?		
24	Apakah kamu lebih suka mengerjakan tugas bersama teman kelompok?		
25	Apakah kamu lebih suka mengerjakan tugas bersama teman sebangkumu?		
26	Apakah kamu lebih suka mengerjakan tugasmu sendiri?		

Source: adapted from “*Syllabus Design for English Language Teaching*” and researcher collaborated with the teacher at MTs Madani Pao-pao.

APPENDIX II

THE RESULT OF QUESTIONNAIRES' DATA

PROCESSING

Part I: Linguistic Needs

No	Question	Answer										Total	
		VII-A		VII-B		VII-C		VII-D		VII-E		VII	
		Y	N	Y	N	Y	N	Y	N	Y	N	Y	N
Learning Ability													
1	Can you introduce yourself by using English?	24	2	24	3	26	7	32	4	12	12	118	28
2	Can you write your daily activity by using English?	19	7	16	11	12	21	20	16	3	21	70	76
3	Can you read an English short story fluently?	7	19	11	16	8	25	16	20	4	20	46	100
Learning Priority													
4	Do you like learning English subject?	22	4	23	4	24	9	32	4	21	3	122	24
5	In learning English subject, are you interested in reading the material?	21	5	14	13	16	17	27	9	19	5	87	59

6	In learning English subject, are you interested in listening to teacher in understanding the material?	24	2	23	4	25	8	35	1	24	0	131	15
7	In learning English subject, are you interested in doing the tasks?	22	4	21	6	18	15	27	9	15	9	103	43
8	Do you like material example with dialog?	21	5	23	4	29	4	36	0	19	5	128	18
9	Do you like material example with text/description?	21	5	21	6	18	15	32	4	18	6	110	36
10	Do you like material presentation with colorful picture?	20	6	25	2	29	4	31	5	22	2	117	29

UNIVERSITAS ISLAM NEGERI

ALAUDDIN

MAKASSAR

Part II: Learning Needs

No	Question	Answer										Total	
		VII-A		VII-B		VII-C		VII-D		VII-E		VII	
		Y	N	Y	N	Y	N	Y	N	Y	N	Y	N
Learning Problem													
11	I don't understand the teacher's explanation. Is it your problem in understanding the material content?	11	15	17	10	21	11	19	17	14	8	82	64

12	I don't understand the meaning of the text in the book. Is it your problem in understanding the material content?	19	7	16	11	23	10	23	13	13	11	94	52
13	I don't understand the meaning of the teacher's explanation. Is it your problem in understanding the material example?	24	2	16	11	18	15	23	13	11	13	92	54
14	I don't understand the meaning of the text in the book. Is it your problem in understanding the material example?	19	7	12	15	20	13	25	11	16	8	92	54
Learning Attitude													
<i>Learning Preference</i>													
15	Do you prefer using an audio as the media in learning process?	7	19	16	11	16	17	25	11	15	9	79	67
16	Do you prefer using a visual as the media in learning process?	26	0	24	3	31	2	35	1	17	7	133	13
17	Do you prefer using an audio-visual as the media in learning process?	22	4	21	6	28	5	28	8	18	6	117	29
18	Do you prefer asking for teacher in learning process if you are in difficulties?	25	1	21	6	30	3	31	5	19	5	126	20
19	Do you prefer asking for friend in learning process if you are in difficulties?	12	4	19	8	21	12	30	6	16	8	98	48
20	Do you prefer reading material repeatedly in learning process if you are in	21	5	19	8	19	14	27	9	16	8	102	44

	difficulties?												
<i>Learning Style</i>													
21	Do you prefer listening to the teacher's explanation in learning process?	24	2	23	4	27	6	35	1	21	3	130	16
22	Do you prefer learning by game in learning process?	24	2	22	5	27	6	32	4	19	5	124	22
23	Do you prefer learning by media/tools in learning process?	19	7	22	5	22	11	31	5	14	10	108	38
24	Do you prefer working in a group in doing your tasks?	7	19	24	3	29	4	33	3	18	6	111	35
25	Do you prefer working in pair in doing your tasks?	25	1	25	2	27	6	31	5	18	6	126	20
26	Do you prefer working alone in doing your tasks?	19	7	17	10	8	25	19	17	12	12	75	71
Number of students		26		27		33		36		24		146	

APPENDIX III

PERMENDIKBUD NUMBER 24 YEAR 2016

APPENDIX 37

PERATURAN MENTERI PENDIDIKAN DAN KEBUDAYAAN REPUBLIK INDONESIA

NOMOR 24 TAHUN 2016

TENTANG

KOMPETENSI INTI DAN KOMPETENSI DASAR PELAJARAN

PADA KURIKULUM 2013

PADA PENDIDIKAN DASAR DAN PENDIDIKAN MENENGAH

DENGAN RAHMAT TUHAN YANG MAHA ESA

MENTERI PENDIDIKAN DAN KEBUDAYAAN REPUBLIK INDONESIA,

37. KOMPETENSI INTI DAN KOMPETENSI DASAR BAHASA INGGRIS SMP/MTs

KELAS: VII

Tujuan kurikulum mencakup empat kompetensi, yaitu (1) kompetensi sikap spiritual, (2) sikap sosial, (3) pengetahuan, dan (4) keterampilan. Kompetensi tersebut dicapai melalui proses pembelajaran intrakurikuler, kokurikuler, dan/atau ekstrakurikuler.

Rumusan Kompetensi Sikap Spiritual adalah “Menghargai dan menghayati ajaran agama yang dianutnya”. Adapun rumusan Kompetensi Sikap Sosial adalah “Menunjukkan perilaku jujur, disiplin, tanggung jawab, peduli (toleransi, gotong royong), santun, percaya diri, dalam berinteraksi secara efektif dengan lingkungan sosial dan alam dalam jangkauan pergaulan dan keberadaannya”. Kedua kompetensi tersebut dicapai melalui pembelajaran tidak langsung (*indirect teaching*), yaitu keteladanan, pembiasaan, dan budaya sekolah dengan memperhatikan karakteristik mata pelajaran serta kebutuhan dan kondisi siswa.

Penumbuhan dan pengembangan kompetensi sikap dilakukan sepanjang proses pembelajaran berlangsung, dan dapat digunakan sebagai pertimbangan guru dalam mengembangkan karakter siswa lebih lanjut.

Kompetensi Pengetahuan dan Kompetensi Keterampilan dirumuskan sebagai berikut, yaitu siswa mampu:

KOMPETENSI INTI 3 (PENGETAHUAN)	KOMPETENSI INTI 4 (KETERAMPILAN)
<p>3. memahami pengetahuan (faktual, konseptual, dan prosedural) berdasarkan rasa ingin tahunya tentang ilmu pengetahuan, teknologi, seni, budaya terkait fenomena dan kejadian tampak mata</p>	<p>4. mencoba, mengolah, dan menyaji dalam ranah konkret (menggunakan, mengurai, merangkai, memodifikasi, dan membuat) dan ranah abstrak (menulis, membaca, menghitung, menggambar, dan mengarang) sesuai dengan yang dipelajari di sekolah dan sumber lain yang sama dalam sudut pandang/teori</p>
KOMPETENSI DASAR	KOMPETENSI DASAR
<p>3.4 mengidentifikasi fungsi sosial, struktur teks, dan unsur kebahasaan teks interaksi transaksional lisan dan tulis yang melibatkan tindakan memberi dan meminta informasi terkait nama dan jumlah binatang, benda, dan bangunan publik yang dekat dengan kehidupan siswa sehari-hari, sesuai dengan konteks penggunaannya. (Perhatikan unsur kebahasaan dan kosa kata terkait <i>article a</i> dan <i>the</i>, <i>plural</i> dan <i>singular</i>)</p>	<p>4.4 menyusun teks interaksi transaksional lisan dan tulis sangat pendek dan sederhana yang melibatkan tindakan memberi dan meminta informasi terkait nama dan jumlah binatang, benda, dan bangunan publik yang dekat dengan kehidupan siswa sehari-hari, dengan memperhatikan fungsi sosial, struktur teks, dan unsur kebahasaan yang benar dan sesuai konteks</p>

APPENDIX IV**SYLLABUS**

Mata Pelajaran : Bahasa

Inggris Kelas : VII

Kompetensi Inti :

KI 1: Menghargai dan menghayati ajaran agama yang dianutnya

KI 2: Menghargai dan menghayati perilaku jujur, disiplin, tanggungjawab, peduli (toleransi, gotong royong), santun, percaya diri, dalam berinteraksi secara efektif dengan lingkungan sosial dan alam dalam jangkauan pergaulan dan keberadaannya.

KI 3: Memahami pengetahuan (faktual, konseptual, dan prosedural) berdasarkan rasa ingin tahunya tentang ilmu pengetahuan, teknologi, seni, budaya terkait fenomena dan kejadian tampak mata.

KI 4: Mencoba, mengolah, dan menyaji dalam ranah konkret (menggunakan, mengurai, merangkai, memodifikasi, dan membuat) dan ranah abstrak (menulis, membaca, menghitung, menggambar, dan mengarang) sesuai dengan yang dipelajari di sekolah dan sumber lain yang sama dalam sudut pandang/teori.

Kompetensi Dasar	Materi Pokok/Materi Pembelajaran	Kegiatan Pembelajaran	Penilaian	Alokasi Waktu	Sumber Belajar
<p>3.4 Memahami fungsi sosial, struktur teks, dan unsur kebahasaan pada teks untuk menyatakan dan menanyakan nama dan jumlah binatang, benda, dan bangunan publik yang dekat dengan kehidupan siswa sehari-hari.</p> <p>4.4 Menyusun teks lisan dan tulis untuk menyatakan dan menanyakan nama binatang, benda, dan bangunan publik yang dekat dengan kehidupan siswa sehari-hari, dengan memperhatikan fungsi sosial, struktur teks, dan unsur kebahasaan yang benar dan sesuai konteks.</p>	<p>Teks lisan dan tulis untuk menyatakan dan menanyakan nama dan jumlah binatang, benda, dan bangunan publik yang dekat dengan kehidupan siswa sehari-hari</p> <p>Fungsi sosial</p> <p>Mengenalkan, mengidentifikasi benda, binatang, bangunan umum.</p> <p>Struktur teks (ungkapan hafalan, tidak perlu dijelaskan tata bahasanya)</p> <p>a. <i>It's my cricket. They are my cats. There are many fireflies in the farm., What is it?</i></p>	<p>Mengamati</p> <ul style="list-style-type: none"> Siswa terbiasa atau sering mendengar dan menyaksikan guru dan warga sekolah lain menyebutkan dan menanyakan nama dan jumlah binatang, benda, dan bangunan publik, dalam bahasa Inggris (keteladanan). Siswa dituntut untuk mencontoh kebiasaan tersebut dengan menyebutkan dan menanyakan nama dan jumlah binatang, benda, dan bangunan publik, dalam bahasa Inggris dan bahasa lainnya. <p>Menanya</p> <p>Dengan bimbingan dan arahan guru, siswa menanyakan dan mempertanyakan antara</p>	<p>KRITERIA PENILAIAN</p> <ul style="list-style-type: none"> Tingkat ketercapaian fungsi sosial menyebutkan dan menanyakan nama dan jumlah binatang, benda, dan bangunan publik. Tingkat kelengkapan dan keruntutan dalam menyebutkan dan menanyakan nama dan jumlah binatang, benda, dan bangunan publik. Tingkat ketepatan unsur kebahasaan: tata bahasa, kosa kata, ucapan, tekanan kata, intonasi, ejaan, 	24 JP	<ul style="list-style-type: none"> Buku Teks wajib Keteladanan ucapan dan tindakan guru menggunakan setiap tindakan komunikasi interpersonal/transaksional dengan benar dan akurat Contoh peragaan dalam bentuk rekaman CD/VCD/ DVD/kaset Contoh interaksi tertulis Contoh teks tertulis

Kompetensi Dasar	Materi Pokok/Materi Pembelajaran	Kegiatan Pembelajaran	Penilaian	Alokasi Waktu	Sumber Belajar
	<p><i>How many cows do you have?</i></p> <p>b. <i>Are they your toys? Which one is your book? What is in your pocket? Who has a red pen?</i></p> <p>c. <i>The hospital is near the post office. The police station is in the corner.</i> dan semacamnya.</p> <p>Unsur kebahasaan</p> <p>(1) Nama binatang di lingkungan rumah dan sekolah siswa: <i>hen, chicks, house lizard, dragon fly, cockroaches, mosquitoes, dll.</i></p> <p>(2) Nama benda di lingkungan</p>	<p>lain tentang perbedaan antara cara menyebutkan dan menanyakan nama dan jumlah binatang, benda, dan bangunan publik, dalam bahasa Inggris dengan yang ada dalam bahasa Indonesia, kemungkinan menggunakan ungkapan lain, akibat jika tidak melakukan, dsb.</p> <p>Mengumpulkan Informasi</p> <ul style="list-style-type: none"> Siswa mendengarkan dan menyaksikan banyak contoh interaksi dengan menyebutkan dan menanyakan nama dan jumlah binatang, benda, dan bangunan publik dalam bahasa Inggris dari film, kaset, buku teks, dsb. Siswa menirukan contoh-contoh interaksi dengan menyebutkan dan menanyakan nama dan jumlah binatang, 	<p>tanda baca, tulisan tangan.</p> <ul style="list-style-type: none"> Sikap tanggung jawab, kerjasama, peduli, dan percaya diri yang menyertai tindakan menyebutkan dan menanyakan nama dan jumlah binatang, benda, dan bangunan publik. <p>CARA PENILAIAN:</p> <p>Kinerja (praktik)</p> <p>Simulasi dan/atau bermain peran (<i>role play</i>) dalam bentuk interaksi dengan menyebutkan dan menanyakan nama dan jumlah binatang, benda, dan bangunan publik.</p>		<ul style="list-style-type: none"> Sumber dari internet, seperti: <ul style="list-style-type: none"> www.dailyenglish.com http://americanenglish.state.gov/files/americanenglish/resource_files http://learnenglish.britishcouncil.org/en/

Kompetensi Dasar	Materi Pokok/Materi Pembelajaran	Kegiatan Pembelajaran	Penilaian	Alokasi Waktu	Sumber Belajar
	<p>rumah dan sekolah: <i>table, pillow, toy, mug, book shelf, pen, bag</i>, dll.</p> <p>(3) Nama bangunan umum: <i>the post office, the bank, the hospital</i>, dll.</p> <p>(4) Kata tanya <i>What? Which one? How many?</i></p> <p>(5) Penyebutan kata benda singular dengan <i>a</i> dan <i>the</i>, dan plural (<i>-s</i>).</p> <p>(6) Kata ganti <i>it, they, this, that, those, these</i>.</p>	<p>benda, dan bangunan publik dalam bahasa Inggris dengan ucapan, tekanan kata, intonasi, dan sikap yang benar.</p> <ul style="list-style-type: none"> Dengan bimbingan dan arahan guru, siswa mengidentifikasi ciri-ciri (fungsi sosial, struktur teks, dan unsur kebahasaan) interaksi menyebutkan dan menanyakan nama dan jumlah binatang, benda, dan bangunan publik. Secara kolaboratif, siswa berusaha menggunakan bahasa Inggris untuk menyebutkan dan menanyakan nama dan jumlah binatang, benda, dan bangunan publik dalam konteks pembelajaran, simulasi, <i>role-play</i>, dan kegiatan lain yang terstruktur. 	<p>Observasi: (penilaian yang bertujuan untuk memberikan balikan secara lebih cepat)</p> <ul style="list-style-type: none"> Observasi terhadap tindakan siswa menggunakan bahasa Inggris untuk menyebutkan dan menanyakan nama dan jumlah binatang, benda, dan bangunan publik, ketika muncul kesempatan, di dalam dan di luar kelas. Observasi terhadap kesungguhan, tanggung jawab, dan kerja sama siswa dalam proses pembelajaran di setiap tahapan. 		

Kompetensi Dasar	Materi Pokok/Materi Pembelajaran	Kegiatan Pembelajaran	Penilaian	Alokasi Waktu	Sumber Belajar
	<p>(7) Ungkapan <i>There is/are..., Are there ...?</i></p> <p>(8) Kata kerja yang menunjuk tindakan yang sangat lazim dan terkait dalam simple present tense: <i>be, have, go, play, get, take,</i> dan sebagainya.</p> <p>(9) Ucapan, tekanan kata, Intonasi</p> <p>(10) Ejaan dan tanda baca</p> <p>(11) Tulisan tangan.</p> <p>Topik Benda, binatang, bangunan umum yang terdapat di</p>	<p>Mengasosiasi</p> <ul style="list-style-type: none"> Siswa membandingkan ungkapan menyebutkan dan menanyakan nama dan jumlah binatang, benda, dan bangunan publik yang telah dikumpulkan dari berbagai sumber tersebut di atas. Siswa membandingkan ungkapan menyebutkan dan menanyakan nama dan jumlah binatang, benda, dan bangunan publik yang telah dipelajari tersebut di atas dengan yang ada di sumber-sumber lain, atau dengan yang digunakan dalam bahasa lain. Siswa memperoleh balikan (<i>feedback</i>) dari guru dan teman tentang fungsi sosial 	<ul style="list-style-type: none"> Observasi terhadap kepedulian dan kepercayaan diri dalam melaksanakan komunikasi, di dalam dan di luar kelas. <p>Penilaian diri: Pernyataan siswa secara tertulis dalam jurnal belajar sederhana berbahasa Indonesia tentang pengalaman belajar menyebutkan dan menanyakan nama dan jumlah binatang, benda, dan bangunan publik, termasuk kemudahannya dan kesulitannya.</p> <p>Tes tertulis Membaca dan menulis teks yang menuntut pemahaman dan</p>		

Kompetensi Dasar	Materi Pokok/Materi Pembelajaran	Kegiatan Pembelajaran	Penilaian	Alokasi Waktu	Sumber Belajar
	<p>lingkungan siswa, dengan memberikan keteladanan tentang perilaku jujur, disiplin, percaya diri, bertanggung jawab, dan kerja sama.</p>	<p>dan unsur kebahasaan yang digunakan.</p> <p>Mengkomunikasikan</p> <ul style="list-style-type: none"> Siswa menggunakan bahasa Inggris setiap kali muncul kesempatan untuk menyebutkan dan menanyakan nama dan jumlah binatang, benda, dan bangunan publik, di dalam dan di luar kelas. Siswa berupaya berbicara secara lancar dengan ucapan, tekanan kata, intonasi yang benar dan menulis dengan ejaan dan tanda baca yang benar, serta tulisan yang jelas dan rapi. <p>Siswa membicarakan permasalahan yang dialami dalam menggunakan bahasa Inggris untuk</p>	<p>kemampuan menghasilkan teks yang di dalamnya termasuk tindakan menyebutkan dan menanyakan nama dan jumlah binatang, benda, dan bangunan publik.</p>		

Kompetensi Dasar	Materi Pokok/Materi Pembelajaran	Kegiatan Pembelajaran	Penilaian	Alokasi Waktu	Sumber Belajar
		menyebutkan dan menanyakan nama dan jumlah binatang, benda, dan bangunan publik dan menuliskannya dalam jurnal belajar sederhana dalam bahasa Indonesia.			

APPENDIX V

VALIDATION CHECKLIST

The English materials and worksheet review of expert

Statement	Scale			
	1	2	3	4
1. Cover design				
1.1 The cover is attractive to the learners				
2. Layout				
2.1 The layout is clear for learners				
2.2 The layout is attractive to the learners				
3. Instructional objectives				
3.1 The instructional objectives are clear				
3.2 The instructional objectives are understandable				
3.3 The instructional objectives ordered appropriately				
3.4 The instructional objectives reflect to the topic				
4. Organization of material				
4.1 The materials are organized attractively				
4.2 The organization of material in the form of units is appropriate				

4.3 The materials are organized in logically ordered tasks				
4.4 The themes and topics are relevant to the learning material in each basic competency.				
4.5 They are arranged in a logical sequence on the basis of topic or theme following the indicators				
4.6 The material cover a variety of topics and situation following the indicators				
4.7 The material have already represented the indicators				
4.8 The materials are organized in logically ordered tasks following the blueprint				
4.9 The material are appropriate with the structure of inquiry learning model				
4.10 The material consist of the subject matters				
4.11 The material compiled based on the cognitive domain has fulfilled the HOTS level				
4.12 The material compiled based on the psychomotor domain has fulfilled the HOTS level				
5. Systematic Content of English				
5.1 The integrated skills are appropriate to the student level and needs.				
5.2 There are three subject matters (social function, structure text, and linguistics element) in each basic competency.				
5.3 The structure of arranging the materials following the inquiry learning model				
6. Activities/ Exercises/ Tasks				
6.1 The activities, exercises and tasks are interesting.				
6.2 The activities, exercises and task are aimed in developing student comprehension.				
6.3 They provide for a real world use of language in daily lives.				
6.4 The situations of the activities, exercises and tasks in each subject matter are appropriate to the learner's level and need.				

6.5 The activities, exercises and tasks provide for varying learning arrangement like pairs and working in group.				
6.6 The activities, exercises and tasks focus on student's comprehension for each indicator.				
6.7 The instruction for the activities, exercises and tasks are simple and clear.				
6.8 The activities, exercises and tasks allow for the teacher's initiative to modify the activities.				
6.9 The activities, exercises and tasks' instruction are clear and structured				
6.10 The activities have presented the HOTS criteria of the cognitive level				
6.11 The activities have presented the HOTS criteria of the psychomotor level				

Source: Adapted from Ghobrani (2011: 517-518) and Wodyatmoko (2011) cited Sukirman (2013).

Scoring scale:

1 = very inappropriate 2 = inappropriate

3 = appropriate

4 = very appropriate

UNIVERSITAS ISLAM NEGERI
ALAUDDIN
M A K A S S A R

....., 2019
Validator,

.....

APPENDIX VI

ENGLISH MATERIALS AND WORKSHEETS

Chapter IV
This is My World



We will learn:
to state things,
animals, and public
places around us.



Orientation 1



In learning process of this material, we will work by self, in pairs, work in groups, and we will do some activities while learning

Here are what we will do:

- We will explain the social function, text structure, and linguistic element in learning the things in the classroom.
- We will compare the social function, text structure, and linguistic element in learning the things in the classroom.
- We will arrange the social function, text structure, and linguistic element in learning the things in the classroom.

-

In this material, we will learn about the names and the numbers of the thing in the classroom. We are going to understand this material which talk about:

- We will learn to say the names and the numbers of the things
- We will do the match task
- We will work in pair
- We will report our findings
- We will make a journal reflection what we know after learned it and what activities we like most are

Formulating problem 1



We will learn to say the names of the things in the classroom

Here are what we will do. **First**, we will listen to our teacher explanation about the material. **Second**, teacher shows the images of the things in the classroom. **Third**, we will look for the names of the things use a dictionary. **Then**, teacher says the names and we will repeat one by one. Don't forget to handwrite as a list in our notebook with the meaning

UNIVERSITAS ISLAM NEGERI
ALAUDDIN
 M A K A S S A R



Formulating hypothesis 1



We will do the task to match the images and the correct names by drawing arrow

Teacher asks students. **First**, we will listen carefully to the teacher's explanation of the task. **Second**, open a dictionary to know the name of the pictures. **Third**, match the pictures with the correct names. **Finally**, make a sentence according the things like the example

Example:



A pen (I have a pen)



Glue

A ruler

Two pencils

A lunch box

A

Some books

Collecting information 1



We will learn to tell the names of the things that we really have in our bags.

Here are what we will do. We will work in pairs. **First**, we will show the things in our bags to each other. **Second**, we will tell each other about the names and the numbers of the things.



I Have two pens. What about you? How many pens do you have?

I have three pens



No	Names of things	Number of the things in my bag	Numbers of the things in my friend's bag
1	Pen	2	3
5	Etc		

Testing hypothesis 1



We will report our findings to the class orally

Here are what we will do. **First**, we will work in pairs. **Second**, plan how to say of our findings in our notebooks, like the example. **Third**, we will report all our findings orally to the class

1. I have two pens and Putra has three pens
2. _____
3. _____
4. _____
5. Etc

Formulating conclusion 1



We will work in groups to reflect on our learning. We will discuss what we have learned and what activities we like most are. Then, don't forget to handwrite like a journal on our notebook about the findings in our discussion about the material.

Our Journal
(Now We Know)

UNIVERSITAS ISLAM NEGERI

ALAUDDIN

MAKASSAR

Orientation 2



In learning process of this material, we will work by self, work in groups, and we will do some activities while learning

Here are what we will do:

- We will explain the social function, text structure, and linguistic element in learning the rooms or things in the school.
- We will compare the social function, text structure, and linguistic element in learning the rooms or things in the school.
- We will arrange the social function, text structure, and linguistic element in learning the rooms or things in the school.

In this material, we will learn about the names and the numbers of the rooms or things in the school. We are going to understand this material which talk about:

- We will learn to say the names and the numbers of the rooms or things by read a text
- We will do the match task
- We will work in group
- We will report our findings
- We will make a journal reflection what we know after learned it and what activities we like most are

Formulating problem 2



We will learn to read a text about a school and the name each room

Here are what we will do. **First**, we will listen to our teacher reads the text about the things or rooms in the school. **Then**, we will repeat the text after the teacher sentence by sentence. **Finally**, we will identify and will make a list about the things or rooms in the school in our notebook and use a dictionary to know the meanings.

My School

School is the edifice to learn and to be trained for the professional and social life. My school was set up in 1990 on the donated land with the help of donated money. My school atmosphere is very pleasant and school environment is very clean and attractive.

My school has twelve classrooms, a big library, teacher common room, office, and head office, a science laboratory, a computer lab, a big lobby, canteen, and one big sports ground.

Formulating hypothesis 2

We will learn to say the names of the things



Teacher asks students. **First**, listen carefully to the teacher's explanation about the task. **Second**, open a dictionary to know the name of the images. **Then**, match the images with the correct names.



- Toilet
- Canteen
- Classroom
- Library
- Science laboratory
- Computer laboratory



Collecting information 2



We will tell the names of the rooms or things in the school, and their numbers

Here are what we will do. **First**, we will work in pairs. **Second**, we will go around in our school to identify the room's name and the number of each room. **Then**, we will use a dictionary to know their names.

We will handwrite our findings in our notebook

NO	The rooms	The number of each room
1	Classroom	Fifteen
2		
3		
4		
5.	Etc	

Testing hypothesis 2

We will report our findings to the class orally



Here are what we will do. It is again, we will work in pairs. **First**, we will plan how to say our findings in our notebooks, like the example. **Then**, we choose one of us to report all our findings orally to the class.

We will use a dictionary. We will spell the words and use the punctuation marks correctly. We will also say each sentence loudly, clearly, and correctly. If we have any problems, we will go to our teacher for help.

1. We have fifteen classrooms

2. _____

3. _____

4. _____

5. _____

6. Etc

Formulating conclusion 2



We will work in groups to reflect on our learning. We will discuss what we have learned and what activities we like most are. Then, don't forget to handwrite like a journal on our notebook about the findings in our discussion about the material.

**Our Journal
(Now We Know)**

UNIVERSITAS ISLAM NEGERI

ALAUDDIN

M A K A S S A R

Orientation 3



In learning process of this material, we will work by self, work in groups, and we will do some activities while learning

Here are what we will do:

- We will explain the social function, text structure, and linguistic element in learning the names and the locations of public buildings.
- We will compare the social function, text structure, and linguistic element in learning the names and the locations of public buildings.
- We will arrange the social function, text structure, and linguistic element in learning the names and the locations of public buildings.

In this material, we will learn about names and the locations of public buildings. We are going to understand this material which talk about:

- We will learn to say the names and the locations of public buildings
- We will do the fill in the blank task
- We will do to complete the sentences
- We will observe the public buildings in our village or town then report it
- We will make a journal reflection what we know after learned it and what activities we like most are


Formulating problem 3



We will learn to say the names of the public buildings around us

Here are what we will do. **First**, we will listen to our teacher's explanation about the material. **Second**, teacher shows the images. **Third**, teacher asks students to open a dictionary and look for the names of the pictures. **Then**, teacher says the names of the pictures and students repeat one by one. Don't forget to handwrite the names of the public buildings with the meaning as a list in our notebook

We will say the words loudly, clearly, and correctly



Formulating hypothesis 3



We will learn to tell the locations of the public buildings

Here are what we will do. It's about the public buildings in the picture before. **First**, we will listen carefully to our teacher's explanation about the task. **Second**, we will handwrite questions and fill in the blanks.

We will complete the sentences

- 1 This building on the _____ is a bank
- 2 That building _____ to the bank is tax office
- 3 The post office is _____ from the bank and tax office
- 4 The building _____ is a hospital
- 5 The building _____ to the post office is a school
- 6 The building _____ from the school, on the corner is police station

Collecting information 3



Here are what we will do. It is, again, about the same buildings in the picture before. **First**, we will plan how to say about each building and the location in our notebooks, like the example. **Then**, teacher will choose some of us to deliver our work

We will complete sentences and use a dictionary to know the English words

1. The bank is on the left, next to the tax office, across from the post office
2. The post office is _____
3. The tax office is _____
4. The school is _____
5. The hospital is _____
6. The police station is _____

Testing hypothesis 3



We will tell the names of public buildings, the numbers, and the locations in our town or villages

Here are what we will do. **First**, we will go around our town or villages to identify the buildings, the numbers, and the locations. We will include the buildings, such as a mosque, a church, etc. **Second**, we will plan what to say of our findings in our notebooks, like the examples. **Then**, we will report all our findings orally to the class.

UNIVERSITAS ISLAM NEGERI
ALAUDDIN
MAKASSAR

Example:

There are two mosques in my village. One of them is in front of my house.

Formulating conclusion 3



We will work in groups to reflect on our learning. We will discuss what we have learned and what activities we like most are. Then, don't forget to handwrite like a journal on our notebook about the findings in our discussion about the material.

**Our Journal
(Now We Know)**

UNIVERSITAS ISLAM NEGERI

ALAUDDIN
M A K A S S A R

Orientation 4



In learning process of this material, we will work by self, discuss in groups, and we will do some activities while learning

Here are what we will do:

- We will explain the social function, text structure, and linguistic element in learning the names of the things in the house, the numbers and their locations.
- We will compare the social function, text structure, and linguistic element in learning the names of the things in the house, the numbers and their locations.
- We will arrange the social function, text structure, and linguistic element in learning the names of the things in the house, the numbers and their locations.

In this material, we will learn about names and the locations of public buildings. We are going to understand this material which talk about:

- We will learn the names of the things, the numbers and their locations in the house
- We will do to complete the sentences
- We will discuss about what are the names of the things that we have in our house, the numbers, and the locations
- We will represent the result of the discussion in sentence by sentence
- We will make a journal reflection what we know after learned it and what activities we like most are

Formulating problem 4



We will tell the names of the things in the house, the numbers and their locations

Here are what we will do. **First**, teacher explains about the material and reads a piece of conversation. **Then**, we will read the example of conversation after the teacher and repeat the name of each thing one by one. Use a dictionary to know the meaning of the words

Arsul



In my house, the things in the living room there are two pictures on a table, a sofa is next to the three chairs. The things at the garage are two motorcycles are next to a car. What about you? What are the things in your house?

Ifani



The things in my bedroom there are four pillows and a blanket are on my bed, a mirror is in front of my wardrobe and next to the bookcase. Then in the kitchen, there are a sink is next to the refrigerator, a stove is across







Table	Refrigerator	Cupboard	Broom
Pictures	Bed	Fan	Bicycle
Television	Chairs	A watch	Motorcycle
Telephone	Flowers	Bookcase	Car
Mirror	Bucket	Dishes	Cabinet
Sofa	Pan	Wardrobe	Sink
Carpet	Stove	Air conditioner	Tub
Lamp	Pillows	Tree	Bird cage

Formulating hypothesis 4



We will identify and tell the names of the things in the house, and their locations in the house

Here are what we will do. We will work in pairs. **First**, teacher explains the task and asks students to do the task. **Second**, look at the pictures and use dictionary to know the names. **Then**, think where the location of each thing in your house is and complete of each sentence

Pictures	Complete the sentences
	a. It is a refrigerator b. It is in front of the stove in my kitchen
	a. It is a _____ b. It is _____
	a. It is a _____ b. It is _____
	a. It is a _____ b. It is _____
	a. It is a _____ b. It is _____
	a. It is a _____ b. It is _____

Collecting information 4



We will identify and tell the names of the things in the house, the numbers, and their locations in the house in pairs

Here are what we will do. **First**, we will discuss in pairs. The topic is "what are the names of the things that we have in our houses, the numbers, and the locations". **Second**, collect the things of our houses. **Then**, handwrite all of our findings on our notebook and use a dictionary to know the meaning.



- In the living room

My friend's house: 4 sofas, 2 tables, 3 photos, and 1 fan

My house: 1 bookcase, 1 carpet, 5 chairs, and 1 flower

Testing hypothesis 4



We will report the result of our findings before in the classroom.

Here are what we will do. We will work in pairs again. It is the result of the discussion. **First**, open our notebook about the names of the things, the numbers, and the locations that we have in our houses. **Second**, make a sentence included the name, the number and the location of each thing like the example. **Finally**, teacher will point out one of us to represent our task. Use a dictionary to know the meaning and if we have any problems, we will go to our teacher for help.

UNIVERSITAS ISLAM NEGERI

ALAUDDIN
M A K A S S A R

Example:

1. I have a car is next a bicycle in my garage.
2. Mandala has a bookcase in the right of his bed.

Formulating conclusion 4



We will work in groups to reflect on our learning. We will discuss what we have learned and what activities we like most are. Then, don't forget to handwrite like a journal on our notebook about the findings in our discussion about the material.

Our Journal
(Now We Know)

UNIVERSITAS ISLAM NEGERI
ALAUDDIN
M A K A S S A R

Orientation 5



In learning process of this material, we will work by self, pair, in group, and we will do some activities while learning

Here are what we will do:

- We will explain the social function, text structure, and linguistic element in learning the names of the animals and things in the garden, the animals and things around the house.
- We will compare the social function, text structure, and linguistic element in learning the names of the animals and things in the garden, the animals and things around the house.
- We will arrange the social function, text structure, and linguistic element in learning the names of the animals and things in the

In this material, we will learn about the names and the numbers of the thing in the classroom. We are going to understand this material which talk about:

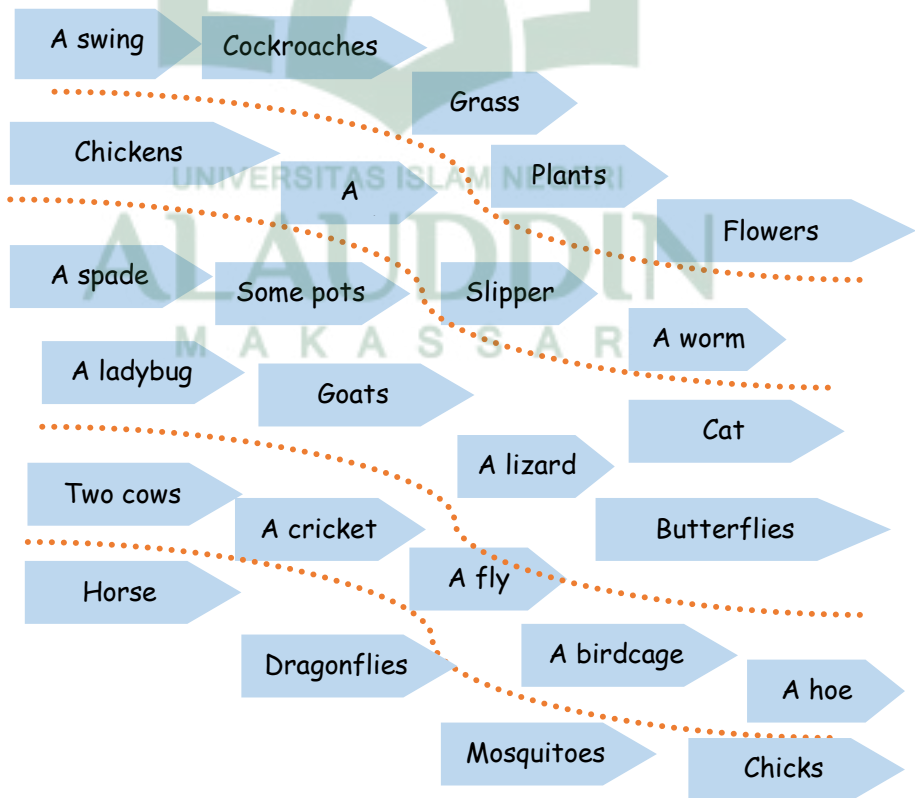
- We will learn to say the names of the animals and things in the garden, the animals and things around the house
- We will work in group to analyze
- We will look around the school in group
- We will report our findings
- We will make a journal reflection what we know after learned it and what activities we like most are

Formulating problem 5



We will learn the names of the animals and things in the garden, the animals and things around the house and school

Here are what we will do. We will work in groups. **First**, we will tell the names of the animals and things in the garden. **Second**, we will look for the meaning of the names in a dictionary. **Then**, we will repeat the words after the teacher, word by word.



Formulating hypothesis 5



We will analyze what animals and things in the garden, what animals and things around the house

Here are what we will do. We will work in pairs. **First**, we will analyze where we usually find each thing and each animal before. **Second**, determine what things and animals around the house, what things and animals in the garden.

The garden

Around the house and school

Collecting information 5

Here are what we will do. We will work in pairs again. **First**, we will look around our school to find small and big animals there. **Second**, we will take notes of our findings. We will also tell their numbers and their locations. **Then**, we will use a dictionary to find the English words

We will look around to find the animals that we can find near our school



Formulating conclusion 5



We will work in groups to reflect on our learning. We will discuss what we have learned and what activities we like most are. Then, don't forget to handwrite like a journal on our notebook about the findings in our discussion about the material.

Our Journal
(Now We Know)

UNIVERSITAS ISLAM NEGERI

ALAUDDIN

M A K A S S A R

APPENDIX VII
DOCUMENTATION



CURRICULUM VITAE



The writer, **Putri Nurul Ifani**, was born on January, 17th 1997 in Bantaeng. She is the first child of Faisal Hafid, SE, M.A.P. and Ahriani, A.Ma, and she has one brother named Qadryan Faturanda and one sister Almira Asyhafani.

In 2002, she started her education in TK Bhayangkari and graduated in 2003. She continued her study in SDI No 200 Bontosunggu Kota and graduated in 2009 and continued her study in SMPN 1 Binamu and graduated in 2012 then she continued her study in SMAN 1 Bantaeng and graduated in 2015.

In following years, she continued her study at Alauddin Islamic State University of Makassar at Tarbiyah and Teaching Science Faculty, more precisely in English Education Departmen from 2015 until 2019.

UNIVERSITAS ISLAM NEGERI
ALAUDDIN
M A K A S S A R