

**DEVELOPING ENGLISH PRINTED MATERIAL ON THEME OF
ENVIRONMENT FOR EARLY YOUNG LEARNERS AT PAUD
TERPADU JOY KIDS MAKASSAR**



A THESIS

**Submitted in Partial Fullfilment of Requirements for The Degree of
Sarjana Pendidikan (S.Pd) of English Education Department
Tarbiyah and Teaching Science Faculty
Alauddin State Islamic University
of Makassar**

By :

WULANDARI NOOR RASYID

Reg. Number : 20400116031

**ENGLISH EDUCATION DEPARTMENT
TARBIYAH AND TEACHING SCIENCE FACULTY
ALAUDDIN STATE ISLAMIC UNIVERSITY OF MAKASSAR
2020**

PERNYATAAN KEASLIAN SKRIPSI

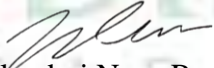
Mahasiswi yang bertanda tangan di bawah ini :

Nama : Wulandari Noor Rasyid
NIM : 20400116031
Tempat/Tgl.Lahir : Ujung Pandang, 4 Juni 1998
Jur/Prodi/Konsentrasi : Pendidikan Bahasa Inggris
Fakultas/Program : Tarbiyah dan Keguruan
Alamat : BTN Graha Kalegowa
Judul Skripsi : *Developing English Printed Material on Theme of Environment for Early Young Learners at PAUD Terpadu Joy Kids Makassar*

Menyatakan dengan sesungguhnya dan penuh kesadaran bahwa skripsi ini adalah benar hasil karya sendiri. Jika kemudian hari terbukti bahwa ini merupakan duplikat, tiruan, plagiat, atau dibuat oleh orang lain, sebagian atau seluruhnya, maka skripsi dan gelar yang diperoleh karenanya batal demi hukum.

Samata-Gowa 25 Agustus 2020

Penyusun,


Wulandari Noor Rasyid
NIM:20400116031

PERSETUJUAN PEMBIMBING

Pembimbing penulisan skripsi saudara **Wulandari Noor Rasyid**, NIM:20400116031, mahasiswi Jurusan Pendidikan Bahasa Inggris pada Fakultas Tarbiyah dan Keguruan, UIN Alauddin Makassar, setelah meneliti dan mengoreksi secara seksama skripsi yang bersangkutan dengan judul *“Developing English Printed Material on Theme of Environment for Early Young Learners at PAUD Terpadu Joy Kids Makassar”* memandang bahwa skripsi tersebut telah memenuhi syarat-syarat ilmiah dan dapat disetujui untuk diajukan pada *Ujian Munaqasyah*.

Samata-Gowa, 25 Agustus 2020

Pembimbing I



Dr.Kamsinah, M.Pd I
NIP:1968031996032002

Pembimbing II



Dr.Sitti Nurpahmi, M.Pd
NIP:1974030820090120003

PENGESAHAN SKRIPSI

Skripsi berjudul, "Developing English Printed Material on Theme of Environment for Early Young Learners at PAUD Terpadu Joy Kids Makassar", yang disusun oleh Wulandari Noor Rasyid NIM: 20400116031, mahasiswa Jurusan/Prodi Pendidikan Bahasa Inggris, Fakultas Tarbiyah dan Keguruan, UIN Alauddin Makassar, telah diuji dan dipertahankan dalam sidang Ujian Skripsi/Munaqasyah yang diselenggarakan pada hari Senin, tanggal 31 Agustus 2020, bertepatan dengan 12 Muharram 1442H, dinyatakan telah dapat diterima sebagai salah satu syarat untuk memperoleh gelar sarjana dalam Ilmu Tarbiyah dan Keguruan, Jurusan/Prodi Pendidikan Bahasa Inggris dengan beberapa perbaikan.

Samata-Gowa,

31 Agustus 2020 M
12 Muharram 1442H

DEWAN PENGUJI: Nomor SK 3139 Tahun 2020

Ketua : Dr. M. Shabir U, M.Ag

Sekretaris : Dr. Rappe, M. Ag

Munaqisy I : Dr. Hj. St Azisah, M.Ed.St., Ph.D


Munaqisy II : Dr. Hj. Mardiana, M.Hum



Pembimbing I : Dr. Kamsinah, M.Pd

Pembimbing II : Dr. Sitti Nurpahmi, M.Pd

()
()
()
()
()
()

Diketahui oleh:

Dekan Fakultas Tarbiyah dan Keguruan
UIN Alauddin Makassar, 

Dr. H. Marjuni, M.Pd.I.
NIP 197810112005011006

ACKNOWLEDGEMENTS

بِسْمِ اللَّهِ الرَّحْمَنِ الرَّحِيمِ

Alhamdulillah Rabbil Alamin, the researcher would like to express her deepest gratitude to the almighty Allah SWT., the only provider, the most merciful who gives his guidance, opportunity and good health for all time to finish the writing of this thesis. Shalawat and salaam are also always delivered to our great Prophet Muhammad SAW., who has brought us from the darkness to the lightness, from the bad to the good morality, and from *Jahiliyah* era to *Islamiyah* era.

During the writing of this thesis, the researcher received much assistance from a number of people, for their valuable guidance, correction, suggestion, advice and precious support. Without them, the writing of this thesis would never be possibly completed. Therefore, the researcher would like to convey the greatest thank and appreciation for those people, especially to:

1. The researcher's father, **Mufid Sahlan Rosyidi**, and her mother **Hj. Wahidah, A.Md** who faithfully pray for the best for her daughter, give countless support and encouragement for her choice to be the student of English Education at Alauddin State Islamic University of Makassar since 2016 until the researcher finished her study in this campus in 2020.
2. **Prof. Hamdan Juhanis, M.A., Ph.D.** The rector of State Islamic University Alauddin Makassar.
3. **Prof. Dr.Mardan, M.Ag.** The vice of rector I for academic and institution development affair
4. **Dr.Wahyuddin, M.Hum.** The vice of rector II for general administration and financial planning affair

5. **Prof.Dr.Darussalam, M.Ag.** The vice of rector III for student affair
6. **Dr.Kamaluddin Abunaas, M.Ag.** The vice of rector IV for cooperation and institution development affair.
7. **Dr. H. A. Marjuni, S.Ag., M.Pd.I.** The Dean and all of the staff of Tarbiyah and Teaching Science Faculty of Alauddin State Islamic University of Makassar.
8. **Dr.Shabir U, M.Ag.** The vice of Dean I for Academic
9. **Dr.M.Rusdi, M.Ag.** The vice of Dean II for General Administration and Financial Planning
10. **Dr.H. Ilyas, M.Pd., M.Si.** The vice of Dean III for Student Affairs and Cooperation
11. **Dra. Hj. St. Azisah, M.Ed.St., Ph.D.** The Head of English Education Department, Tarbiyah and Teaching Science Faculty of Alauddin State Islamic University of Makassar as well as the researchers' first examiner and all of the staff of hers
12. **Dr.Sitti Nurpahmi, S.Pd., M.Pd.** The secretary of English Education Department, Tarbiyah and Teaching Science Faculty of Alauddin State Islamic University of Makassar as well as the researcher's second consultant
13. The researcher's first consultants, **Dr. Kamsinah, M.Pd.I,** and **The Late of Dra. Siti Nurjannah Yunus Tekeng, M.Ed., M.A.**
14. **Dr. Hj. Mardiana, M.Humas** the researcher's second examiner who have suggested in the process of finishing the thesis as well as the expert in validating the product

15. **Eka Damayanti, S.Psi., M.A** as the researcher's expert in validating the product and also who has given advice to make it better.
16. The RnD group, project team in this research; **Nur Hilalia** and **Eka Yusmiyati, Khusnul Khatima**, and **Kasyif Githa** for their sincere friendship, solidarity in helping one another and assistance during the process of finishing this thesis.
17. The Researcher's beloved younger sister, **Amanda Nafi'ah Rasyid** who has given help in the process of finishing the study.
18. The researcher's friends in English Education Department 2016, especially PBI 1-2 with whom the researcher had gone through this 4 years study as English Education Department student.
19. The people whose name are not written in this acknowledgement, but have given much pray, advice, support, and life lesson.

The researcher consciously realizes that this thesis is not as perfect as what had expected. There are still error and deficiency inside of it. However, there is no one who can do something perfectly since the perfection only belongs to Allah SWT. Therefore, the researcher will try to do better in the next responsibility.

The Researcher



Wulandari Noor Rasyid

TABLE OF CONTENTS

PERNYATAAN KEASLIAN SKRIPSI.....	ii
PERSETUJUAN PEMBIMBING	iii
PENGESAHAN SKRIPSI.....	Error! Bookmark not defined.
ACKNOWLEDGEMENTS.....	v
TABLE OF CONTENTS.....	viii
LIST OF TABLES AND FIGURES.....	x
LIST OF APPENDICES	xi
ABSTRACT	xii
CHAPTER I INTRODUCTION.....	1
A. <i>Background</i>	1
B. <i>Research Questions</i>	5
C. <i>Research Objectives</i>	6
D. <i>Research Significances</i>	6
E. <i>Research Scope</i>	7
CHAPTER II REVIEW OF RELATED LITERATURE	8
A. <i>Literature Review</i>	8
B. <i>Conceptual Framework</i>	17
CHAPTER III RESEARCH METHODOLOGY	21
A. <i>Research Methodology</i>	21
B. <i>Research Subjects</i>	22
C. <i>Research Instruments</i>	23
D. <i>Data Collection Procedure</i>	26
E. <i>Data Analysis Techniques</i>	27
CHAPTER IV FINDINGS AND DISCUSSION	30
A. <i>The Students' Need in English Material</i>	30
B. <i>The Design of English Printed Material for Students</i>	54
C. <i>The Development of English Printed Material for Students</i>	57
D. <i>The Evaluation of English Printed Material for Students</i>	67

CHAPTER V CONCLUSIONS AND SUGGESTION	73
<i>A. Conclusions</i>	<i>73</i>
<i>B. Suggestions</i>	<i>74</i>
BIBLIOGRAPHY OF BOOKS AND JOURNAL ARTICLES	75
BIBLIOGRAPHY OF WORKSHEET PICTURES	78
APPENDICES	81
CURRICULUM VITAE.....	139



LIST OF TABLES AND FIGURES

Figure 1	: Analysis Framework.....	15
Figure 2	: ADDIE Model	22
Table 1	: The Organization of Validation Checklist.....	24
Figure 3	: Score Formula	28
Table 2	: Rating Scale	29
Picture 1	: The Cover of Citra TK.....	44
Picture 2	: English Lesson	44
Picture 3	: The First Page of Citra TK	44
Picture 4	: Activity Inside Citra TK	44
Picture 5	: Kindergarten Syllabus	46
Picture 6	: Weekly Lesson Plan	47
Picture 7	: Daily Lesson Plan	49
Table 3	: Students' Learning Priority	52
Table 4	: Students' Learning Problem	53
Table 5	: Students' Learning Style	54
Table 6	: Prototype Syllabus	56
Table 7	: Peer Evaluation Result	69
Table 8	: Expert Validation Result	71

LIST OF APPENDICES

Appendix 1	: Interview Guideline	82
Appendix 2	: Evaluation/Validation Checklist	83
Appendix 3	: Interview Transcript	86
Appendix 4	: Documents	90
Appendix 5	: Inventory Need	95
Appendix 6	: The Syllabus	96
Appendix 7	: The English Material	100
Appendix 8	: Peer Evaluation Result	124
Appendix 9	: Expert Validation Result	129



ABSTRACT

Thesis Title :Developing English Printed Material on Theme of
Environment for Early Young Learners at PAUD Terpadu
Joy Kids Makassar
Year : 2020
Researcher : Wulandari Noor Rasyid
Consultant I : Dr. Kamsinah, M.Pd.I
Consultant II : Dr. Sitti Nurpahmi, S.Pd., M.Pd

This study presents the development of thematic English material for early young learners at PAUD Terpadu Joy Kids Makassar, particularly under the theme “Environment” and the sub of theme “Home Yard”.

This Research and Development was conducted based on the preliminary study which showed that English was not a compulsory subject, but it was only an interlude. Moreover, the learning material used in that school provided only one page of English vocabulary. Thus, supported by the theory of how young children learn language, the researcher made an effort to develop English material by adjusting the concept of curriculum 2013 for childhood education in order to support the basic knowledge of English for students at PAUD Terpadu Joy Kids Makassar.

This study applied the ADDIE model in conducting the process of developing the material. Based on the result of need analysis and Documents analysis, the English material was emphasized in introducing vocabulary. Furthermore, the product was in form of printed material.

Spesifically, the product was recommended to be used by both teachers and students to conduct English learning activity. In addition, for the next researcher, it can be also as the reference to innovate more in developing English material.

CHAPTER I

INTRODUCTION

A. Background

There have been a number of materials created and served by publisher for a number of disciplines including English. The existing of English materials can be seen widely by observing them in the bookstores, internet, and library. This situation describes how English material is as one of the crucial component in facilitating English language teaching and learning activity (Tomlinson, 2012). It is as the source of knowledge which will be delivered to the learners. Besides, the availability of English material shows a well teaching and learning preparation and makes this process controllable since it is also a guidance for both teachers and learners over whole courses. In the material itself, there must be found information of knowledge and learning activities to stimulate and to provide understanding to the learners. Then, this is a reason that the material is crucial to be had in order that learners can read it to obtain knowledge and insight. It is as what stated in Al-Qur'an, Surah Al-Alaq, Verse 1-5

اقْرَأْ بِاسْمِ رَبِّكَ الَّذِي خَلَقَ (1) خَلَقَ الْإِنْسَانَ مِنْ عَلَقٍ (2) اقْرَأْ وَرَبُّكَ الْأَكْرَمُ (3)
الَّذِي عَلَّمَ بِالْقَلَمِ (4) عَلَّمَ الْإِنْسَانَ مَا لَمْ يَعْلَمْ (5)

Meaning :

*(1) Proclaim! (or read!) in the name of the Lord and Cherisher, Who created-
(2) Created man, out of a (mere) clot of congealed blood, (3) Proclaim! And
thy Lord is Most Bountiful, (4) He Who taught (the use of) the pen, (5) Taught
man that which he knew not.*

The other kinds of teaching and learning materials that usually used can be in form of printed material, cassettes, videos, CD-Rom, DVD, live performance, and the internet (Tomlinson, 2001:66). These forms of material are adjusted to the era where the learners are nowadays, thus there have been various media which will support teaching and learning activities. However, English material which is still be used until now by the learners is in form of printed material. According to Tomlinson (2013), printed material is still the focus of most language learning which is published as books.

In this research, there has been a preliminary study conducted by the researcher at PAUD Terpadu Joy Kids in Mallengkeri, Makassar. The observation was held on Tuesday, June 25th, 2019, to know how English run in that kindergarten and also the material used by the teachers and students. Based on the observation of the researcher by asking one of the teacher of PAUD Terpadu Joy Kids, it showed that Joy Kids had only English lesson as an interlude among all subjects that students learn. To be much detail, the students of Joy Kids use "Citra TK (learning magazine)" as a source to learn English which was provided in various themes. After observing that learning magazine, it contained only one page of English material which provided some

vocabularies while the other worksheets or exercises were served in Bahasa. Thus, the researcher concluded the interview and observation result that if the students at PAUD Terpadu Joy Kids used Citra TK to learn English, they would obtain limited experience in learning process for just having vocabularies without any English exercises or activities served in that learning magazine.

To facilitate English material for early young learners in the level of kindergarten, it is not adequate if only providing vocabularies. The material developers should put various learning activities related to reading, writing, speaking and listening to enhance learners' skill of English. These skills are taught to the learners integratively by what occur and exist in the environment (Suyanto, 2007). Unfortunately, the fact nowadays shows the result of the regulation taken by Indonesian Ministry of Education and Culture for education curriculum 2013 that English in kindergarten and elementary school is not a compulsory subject for students. Meanwhile, some researchers and experts stated that learning a language is much better to be started at early age like students in kindergarten since they are categorized as early young learners at age 4-5.

When children learn English as foreign language, they still depend on language acquisition. According to Dunn in his book *How Young Children Learn English as Another Language*, children still utilize their individual innate language-learning strategies to acquire their mother language and they can also use this strategies to acquire English as the second language. It

is the factor causing the process of acquiring new language will be more successful than at later age. It is similar to the belief that younger is better (Pransiska,2016:251).Otherwise, the more children grow up, the ability to learn is also increased, but the ability to acquire is damaged (Krashen,2002).

Language acquisition ability of the children then becomes a fundamental thing why learning English should be presented at early age since their characteristic is as a fast learner. It is proved by the moment when children are easy to absorb and imitate everything around them. As Pransiska (2016:250) stated that young learners are like a sponge, they soak up everything said around them and how it is said.

Reilly and Ward (1997) also stated that children between 3 and 5 years old have not started to read and entered the schooling system. They develop holistically and systematically but they may differ in their developmental age as individuals. At this age, they learn how to acquire first or second language naturally namely by repeating sound patterns in new words. They understand more than they can produce as they are more receptive. Besides language acquisition ability of the children, a successful English learning also requires language input which will be served as material (Richards, 2001). It can be seen that one of the factor of a successful learning is to have English material to encourage the learners when conducting English learning.

Considering the previous observation at PAUD Terpadu Joy Kids, the learning characteristics of early young learners, and the factors of the successful English learning, the researcher then decides to develop English

printed material for early young learners which is based on “Environment” theme. This research will purposely undergo to contribute and to support English learning activities for early young learners as the basic experience in learning foreign language.

B. Research Questions

Based on the background above, the main problem of this research is how to develop a new English material for early young learners with focus on “Environment” theme. Therefore, in order to achieve a well development, so the researcher should elaborate the main problem. These problems can be seen as follows:

1. What are the needs of the students at PAUD Terpadu Joy Kids Makassar for English printed material on theme of environment?
2. How is the English printed material on theme of environment designed for early young learners at PAUD Terpadu Joy Kids Makassar?
3. How is the English printed material on theme of environment developed for early young learners at PAUD Terpadu Joy Kids Makassar?
4. How is the evaluation result of English printed material on theme of environment for early young learners at PAUD Terpadu Joy Kids Makassar?

C. Research Objectives

This research generally aims to develop “Environment” thematic English material for early young learners. However, based on the research problems above, so here are the spesific research objectives

1. To analyze the needs ofthe students at PAUD Terpadu Joy Kids Makassar for English printed material on theme of environment
2. To know the design of English printed material for early young learners at PAUD Terpadu Joy Kids Makassar
3. To know the developmentof English printed material for early young learners at PAUD Terpadu Joy Kids Makassar
4. To know evaluation result of English printed material for early young learners at PAUD Terpadu Joy Kids Makassar

D. Research Significances

1. Theoretical Significance

The theoretical significance of this research is how the content of new English material based on “Environment” theme will be appropriate to the principles of English material for early young learners. Thus, the basic knowledge and skill of English can be achieved by the students.

2. Practical Significance

The practical significance of this research consists of three expectations. The firstis for the early young learners: the product of this research can be used by the learners to study English from the basic way by introducing some vocabularies related to “Environment” and to work on some exercises. The

second is for the teachers: the existing of the product later can help them to control English material which will be delivered to the learners in classroom. Eventhough English is not a compulsory subject in kindergarten, but it is also important to have learning material everytime the teachers intend to conduct English class. The third is for the next researcher: hopefully, the result of this development can be used as a reference to conduct related research.

E. Research Scope

This material development would be actually constructed into five themes, namely *Environment*, *Animal*, *Myself*, *Occupation*, and *My Plant-Recreation*. These themes were choosen basicly from the existing material which had been familiar to the students in kindergarten and it will be developed into the concept of English teaching material. However, this research focused on “Environment” theme, particularly for one sub theme “home yard”.

This development would utilize ADDIE model which involved five phases, namely analyzing learners’ need, designing syllabus, developing English material, implementing the material, and evaluating the product. However, considering the limited time and situation nowadays, thus the researcher wouldnot conduct the implementation phase. Furthermore, the product later would be in form of printed material.

CHAPTER II

REVIEW OF RELATED LITERATURE

A. *Literature Review*

1. **Review of Related Research Findings**

There have been various researchers conducted research related to developing English material about English material for young learners. First is Ija Try Saputri Kadir and Kamsinah (2018) conducted a research to develop English language printed material based on 2013 curriculum. The background of their research was because the material was not appropriate, the titles did not correspond with the chapter of material, lack of examples, and teachers and students did not have many references for teaching and learning. There were four product validation done by teacher and expert, those are systematic organization of material, systematic English teaching, systematic content of English, and the language. As the result, the product was well-qualified as a reference in teaching English.

The second is a research by Miftahul Khair Nur Ali Mubar (2015). His research was about developing English learning materials for young learners based on need analysis. He found that the previous material was not based on students' need and was designed in deductive model while students would be better to be given inductive model in order to make them thinking analytically. The focus of the research was to develop speaking material. The product consists of six rules as main topic and 18 activities to improve students' speaking skill.

The third is a research conducted by Etti Septiana (2013) with the title of thesis *Developing English Learning Material for Kindergarten Based on The Concept of Learning to Learn*. The basic aspect of this research is learning to learn which aimed to stimulate the children's awareness on English language learning. The other aspects developed were methodology preparation, self-awareness, teacher-led session, and self assessment.

In developing the material, there were also some points to be considered, such as (1) the input of the materials should be related to children's daily life, (2) the materials should be colourful, simple, and attractive, (3) teacher's expression in materials should be simple and clear, (4) the materials should have pattern and routine, (5) the activities in materials should stimulate children's awareness in English language learning.

The fourth is a research from Yudhi Arifani & Slamet Asari (2013) which developed English material for young learners of Elementary School. The researcher intended to develop English material by making learning videos which contained some pictures, clips, and sounds. In expert validation, there were some components used for evaluation, such as attractiveness, concept, mechanic, content, and originality.

The fifth is a research by Fitri Palupi Kusumawati which developed English speaking material based on ADDIE model. There are some stages in this research, such as, (1) need analysis, (2) design, (3) development, (4) expert validation, (5) try out, (6) revision, (7) final product.

The sixth is a research by Nana Meilinda Astari (2016) which aimed to develop English learning materials using a theme-based storybook for reading comprehension of “When English Rings A Bell” textbook for grade VII of SMP/MTs. This research used ASSURE model with steps, such as (1) need analysis, (2) selecting and utilizing materials, (3) evaluating materials, (3) revising materials.

In accordance with some related researches above, so it could be concluded that to develop English material for early young learners, the researcher should be based on students’ need and use theme-based for the material. Moreover, in this research, English material which would be developed showed a specific theme, thus the content of the product later could be recognized clearly by the teachers and learners.

2. Some Pertinent Ideas

In this research, there were three pertinent ideas provided to support well understanding to this development. These terms were about material development, thematic English material, and need analysis.

a. Material Development

1) Theory of Material Development

Material development ideally consists of two aspects which are as a practical undertaking and as a field of study. As a practical undertaking, material development is an activity involving producing, evaluating, adapting, and exploiting material to facilitate language acquisition and development. Meanwhile, It is

also a field of study which includes a process of designing, writing, implementing, evaluating, and analyzing the learning material (Azarnoosh, et.al, 2016).

Tomlinson (2011) stated in his book that material developers may write textbooks, tell stories, bring advertisements into the classroom, express an opinion, provide samples of language use or read a poem aloud.

2) Principles of Second Language Acquisition Relevant to The Development of Materials for The Language Teaching

Based on Tomlinson (2011), there are several principles of material development that developer should pay attention. These principles are presented as follows:

a) Materials Should Achieve Impact

The materials will bestow well impact to the learners when their interest, curiosity, and attention are attracted. To achieve impact of the materials, The developers should consider some points below:

(1) Novelty (e.g. unusual topics, illustrations and activities)

(2) Variety (e.g. breaking up the monotony of a unit routine with an unexpected activity; using various text-types taken from many different types of; using a number of different instructor voice on CD);

- (3) Attractive presentation (e.g. use of attractive colours;
lots of white space; use of photographs);
- (4) Appealing content (e.g. topics of interest to the target
learners; topics which offer the possibility of learning
something new; engaging stories; universal themes;
local references);

b) Materials should help learners to feel at ease

In developing materials, the developer is responsible to create enjoyable experiences of learners' learning through the developed material. There are three foundations that might represent the situation of learners during learning process.

- (1) Most learners comfortable with written materials with
lots of white space than they do with materials in which
lots of different activities are crammed together on the
same page.
- (2) Most learners will be at ease with text and illustrations
that they can relate to their own culture than they are
with those which appear to them to be culturally alien.
- (3) Most learners are more relaxed with materials which are
obviously trying to help them to learn than they are with
materials which are always testing them.

c) Materials should help learners to develop confidence

The developer should attempt to help the learners to develop their confidence through the material. It can be done by providing stimulative, and achievable activities which are able to encourage learners more beyond their existing proficiency.

d) Materials should require and facilitate learners self investment

The developed material should include activities which can offer profit to learners by investing their interest, effort and attention to the learning activity. Materials can help learners to achieve their self-investment by providing them with choices of focus and activity, giving them control, and engaging them in learner-centered discovery activity.

b. Theme-Based Material

In accordance with Cameron (2001), teaching based on theme provides more opportunities to introduce new vocabulary items which concerns on a theme that will extend the comprehension of vocabulary meaning and use since vocabulary items that have been learned before may be found again in a different context. Moreover, integrating teaching with a theme will be more suitable for young learners since it can support to learn naturally.

c. Need Analysis

Need analysis is a process of collecting information on purpose of developing material. It is in line with Brown (2016) that the concept of needs analysis is commonly refers to the process involved in gathering information about the needs of a particular target group in industry or education. In addition, need analysis aims to determine and to arrange the needs of learners related to language requirements which is according to their priorities. The information of learners' needs is usually collected by using questionnaires, test, interview, observation, etc (Richards & Schmidt, 2010:389). Furthermore, Dudley-Evans and St.John (1998:125) stated that need analysis aims (1) to know learners as people, as language users, and as language learners, (2) to know how language learning and language skills can be maximized for a given learner group, (3) to know the target situation and learning environment, so that can be appropriately interpreted. To obtain information by conducting need analysis, the theoretical framework derived from Dudley-Evans and St.John (1998:125) can be used as the guideline to create instruments for need analysis.

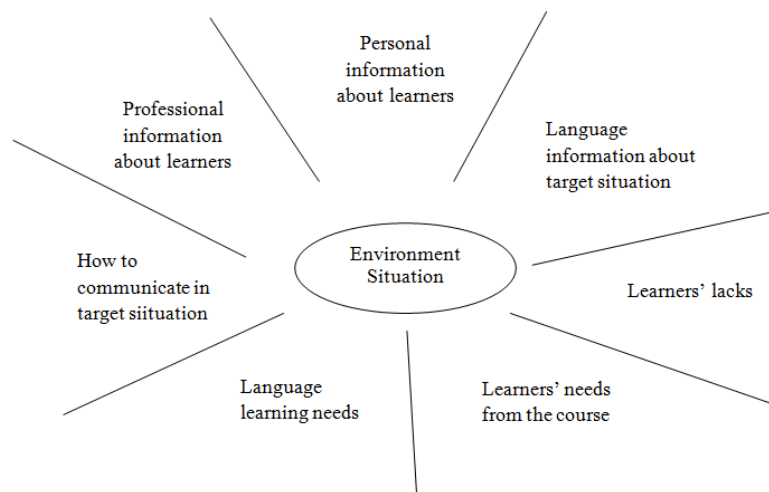


Figure 1. Dudley-Evans and St. John Need Analysis Framework

The terms in the framework above can be defined as follows:

- 1) Professional information about the learners refers to the activities which engage learners to use English as a target-situation analysis (TSA) or objective needs.
- 2) Personal information about the learners is related to some factors which affect them to learn English such as previous learning experience, reasons for attending the course and expectation of it.
- 3) Language information about target situation refers to the current skill of language of the learners or it can be mentioned as present situation analysis (PSA). It allows the the researcher to know the learners' lacks toward the target language.
- 4) Learners' lacks refer to the gap between present proficiency and target proficiency.

- 5) Learners' need from the course is related to what learners want to achieve from the course.
- 6) Language learning need refers to the effective way of learning target language that learners will do later.
- 7) How to communicate to target language is related to how the language is used in target situation-linguistic analysis, discourse analysis, and genre analysis.
- 8) Environmental situation refers to information where the course will take place.

d. Curriculum Content for Kindergarten

Curriculum content for kindergarten as stated in the regulation of education and culture ministry of Indonesia number 146 year 2014 about the curriculum 2013 for childhood education is as follows:

- 1) Self development program related to religious and moral value is an embodiment of learning environment in order to develop good attitude sourced from religious and moral value and from social environment in the context of playing.
- 2) Self development program related to physical and motoric aspect is an embodiment of learning environment in order to develop kinesthetic maturity in the context of playing.

- 3) Self development program related to cognition is an embodiment of learning environment in order to develop thinking process in the context of playing.
- 4) Self development program related to language is an embodiment of learning environment in order to develop language use in the context of playing.
- 5) Self development program related to social and emotional value is an embodiment of learning environment in order to develop sensitivity, attitude, and social skill in the context of playing.
- 6) Self development program related to art value is an embodiment of learning environment in order to develop exploration, expression, and art appreciation from social environment in the context of playing.

B. Conceptual Framework

An effective English material was constructed by considering people who would be involved in development process such as teachers and students in order to create appropriate material based on their needs. Besides, the contextual variables (school culture, classroom condition and size, and the availability of teaching resources) needed to be paid attention as additional consideration in developing materials (Richards,2005)

The researcher firstly should makesure the target of this material development. The developed English material here would be addressed to

early young learners, specifically to early young learners at age 4-5 years old or those who were in the level of kindergarten. The reason to develop English material for early young learners was on purpose to support basic English learning experience of children before they obtain a English lesson in higher grade. In addition, the age of 3 to 5 years is called as the sensitive period or golden moment for children to study a language. It is because they still depend on language acquisition, so that the process of acquiring new language will be more successful than at later age (Olpińska-Szkielko 2015:63),.

Another crucial thing in developing material was how to create appropriate materials. One of characteristics for a good material is what can provide appropriate content to the learners (Richards, 2005). It was necessary for the researcher to know precisely what the learners' need over the English material. Producing appropriate material was usually done by conducting need analysis. The information of students' need would be obtained by observing the existing material and school culture, interviewing the teachers, and consulting various experts. The teachers were the main sources in need analysis in order to determine what the students need to learn since the students had not been able to decide their need exactly.

The researcher meant to conduct the classroom-learning analysis to investigate how the classroom learning situation should be. It meant examining issues like the selection and ordering the course content, the teaching methods which would be employed, the kinds of activities that


students would engage in and the materials that would be employed (Brown 2016:18). In addition, this concept would be adjusted to the principle of material development such as; (1) Materials should achieve impact, (2) Materials should help learners to feel at ease, (3) Materials should help learners to develop confidence, (4) Materials should be useful, and (5) Materials should facilitate learners self investment (Tomlinson 2011).

The need analysis would be conducted according to the framework derived from Dudley-Evan and St. John (1998:125) in which the elements consisted of (1) learners' professional information, (2) learners' personal information, (3) language information about target situation, (4) learners' lacks, (5) learners' needs from the course, (6) language learning need, (7) how to communicate in the target situation, and (8) environment situation.

In the process of developing material, it would focus on "Environment" theme to create specific information in the material. Engaging young learners in various activities and experiences which are based on themes can provide them to learn about some ideas related to their enabling environment (Soni 2015). Therefore, learning through thematic materials is important in case of helping early young learners to connect what they learn with their current world including their lives at home and in the community.

The content of the material later would consist of vocabularies with colorful pictures, and exercises. Using pictures to describe an item to early young learners was an important thing. Piaget stated in the article of *Boundless Psychology* (2015) that children at age 2 to 7 tend to use symbol or

visual media to recognize words, images, and ideas. It is because they will never acquire a true understanding of a thing if they are not shown how the item looks like, how the smell is, or how the sound is (Olpińska 2015: 64). Besides using picture for vocabularies, there would be some exercises for students to improve their cognitive competence and to reinforce their understanding related to the existing material.



CHAPTER III

RESEARCH METHODOLOGY

A. Research Methodology

Research and Development (R&D) is a research design used in this development. This design involves the classroom problems, studying recent theories of educational product development, developing the educational products, validating the product to experts, and testing the product (Latif, 2012).

In addition, Borg, Gall, and Gall (2003) stated that Research and Development (R&D) is a process used to develop and validate educational products. This process refers to the R&D cycle which consists of studying research findings to the product which is going to be developed, developing the product based on the finding, applying it in the setting where it will be used eventually, and revising it as the last phase.

To conduct the process of development, the researcher utilized the ADDIE model. ADDIE is an acronym which stands for Analysis, Design, Development, Implementation, and Evaluation. The ADDIE model is a term used to describe a systematic approach to instructional development, virtually synonymous with instructional systems development (Molenda, 2003:34). In addition, this model is shorthand for describing a process of Instructional content (Molenda, 2015) in Hess and Greer (2016:267).

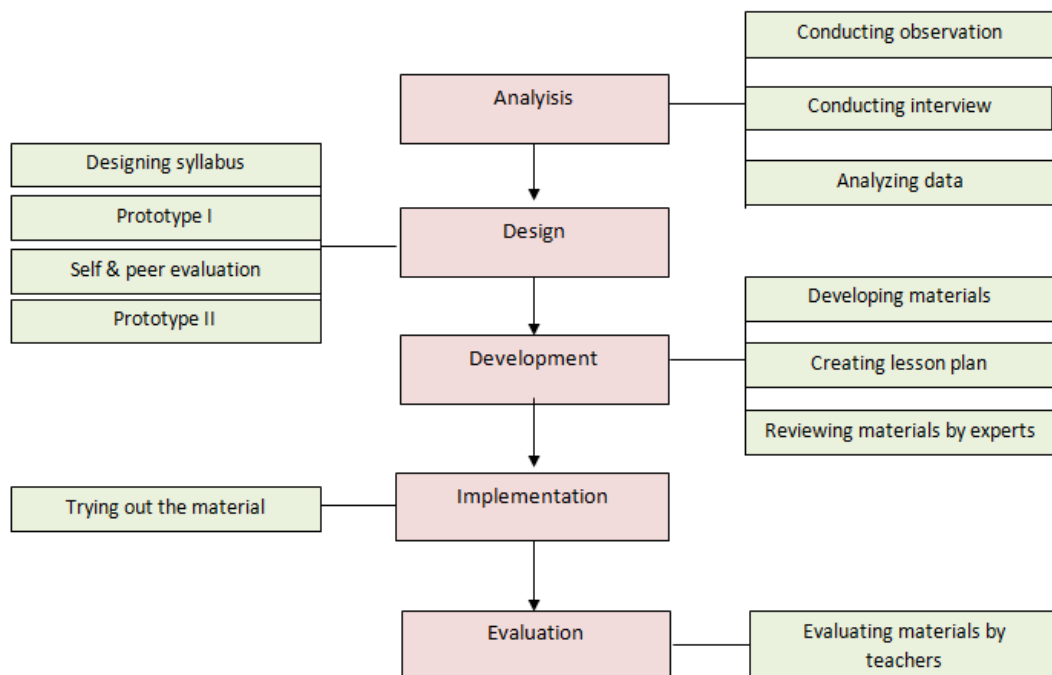


Figure 2. ADDIE Model

According to Reiser and Dempsey (2007:13-17) ADDIE model is designed for the learners to achieve the goals and objectives of the course or syllabus. It is because the model involves the learners actively in practical experiences. It also allows for the evaluation of the materials that has been developed, thus the outcome can be measured in a reliable and valid ways. Based on the statement of Gagne et al (2005), eventhough some models of instructionall design have similar characteristics, but they are different in the phases and ADDIE provides simple procedures to design and to develop the material.

B. Research Subjects

There were several research participants taking a part in order to conduct data collection process who are chosen based on purposive sampling.. Therefore, this research employed multiple data sources by

inviting learners and teachers of PAUD Terpadu Joy Kids and experts. To be much specific, here were the participants involved in this research:

1. Students (Target Group): 20 students of PAUD Terpadu Joy Kids would be the subject to whom this development was addressed to.
2. Teachers (Audience Group): 1 teacher of PAUD Terpadu Joy Kids would be invited in interview section to conduct need analysis considering the position of the teacher as the main informant of students' need.
3. Experts: 2 experts were involved in this research due to make sure the appropriateness of the materials. The experts here dealt with the process of validating the product.

C. Research Instruments

The researcher would utilize three instruments, those were interview guideline, documents (syllabus, lesson plan and the existing material) and validation checklist.

1. Interview guideline would be used to collect information in case of conducting need analysis. The contents of interview guideline were related to the learning needs of students over the theme, students' characteristics, the barriers of the English teacher in delivering the materials, students' motivation in learning English, and teachers' willingness to teach English for the students. The interview guideline was constructed based on the need analysis framework of Dudley-Evan and St. John (1998, 125).

2. Documents (syllabus and lesson plan from PAUD Terpadu Joy Kids and the existing material) would be used as additional references in developing new material.
3. Validation checklist or review checklist would be given to the expert in validating the product. There should be four criteria to show the quality of the development. These criteria consisted of *relevancy* in which the product is covered the need of the target, *consistency* which refers to the logical design of the material, *practicality* in which the product is usable for the target, and *efficiency* which shows that the product results in desired outcomes (Nieven, 1999). Thus, to support the construction of the statement in validation checklist, the researcher then inserted some theories which can be seen in the table below.

Table 1. The organization of the validation checklist

Aspect	Indicator	Items
The relevance of the material (Tomlinson, 2013)	<ol style="list-style-type: none"> 1. The appropriateness of the material for childhood education in introducing English 2. The appropriateness of the material toward the students' need 3. The appropriateness of English material toward the age of students 	1-3
The thematic material to introduce "Environment" in English (Soni, 2015)	<ol style="list-style-type: none"> 1. The appropriateness of Environment theme for childhood education 2. The Environment theme as a part of students' interest 3. The influence of Environment theme for students' English learning 	4-6

The learning activities in the developed material (Soni, 2015)	<ol style="list-style-type: none"> 1. The variety of activity in the developed English material 2. The influence of English material toward students' active participation 3. The influence of English material for students to practice English 	7-9
The skill and the competence in the developed material (Suyanto,2007)	<ol style="list-style-type: none"> 1. The influence of English material toward students English skill development 2. The influence of English material to provide thematic vocabulary 	10-11
Teachers' role toward the developed material (Tomlinson,2013)	<ol style="list-style-type: none"> 1. The use of the developed material as teaching reference for teacher 2. The easiness of English material to be used by the teacher 3. The use of English material in evaluating students skill development 	12-14
The learners' role toward the developed material (Tomlinson, 2013)	<ol style="list-style-type: none"> 1. The influence of English material in students' social interaction 2. The influence of English material in creating interactive condition in the classroom 	15-16
The existing of self development program in material (Permendikbud, 2015)	<ol style="list-style-type: none"> 1. The appropriateness of English material the whole aspect in childhood education curriculum 	17
The appearance of the developed material (Piaget in Boundless Psychology,2015)	<ol style="list-style-type: none"> 1. The attractiveness of the developed material for students 2. The appropriateness of the input (picture, vocabulary, activity) for students 3. The encouragement of the input for students to learn English 	18-20

D. Data Collection Procedure

The procedure of data collection in this research was organized in accordance with the ADDIE model which was used in developing the material. This model is actually described in three step; (1) preliminary phase (conducting need analysis); (2) development phase (designing syllabus and developing material); and (3) Review phase (implementing and evaluating material) (Yassi & Kaharuddin, 2018). However, the researcher would not conduct the implementation. Thus, the overall process in collecting the data can be seen as follows

1. The first, the data collection procedures in this research were begun when the researcher conducted need analysis process by designing the interview guideline based on the theoretical framework of Dudley-Evan and St. John (1998:125). In order to make the appropriate interview guideline, the researcher validated this instrument to the expert I and II. Then, the researcher conducted interview to the teacher of PAUD Terpadu Joy Kids. The supporting data would be obtained by analyzing documents such as syllabus, lesson plan, and the existing material. As a conclusion from this process, it became the inventory needs.
2. The second, designing the syllabus based on the inventory need which would become the prototype 1.
3. The third, after designing the syllabus prototype, the researcher began to develop the material based on the syllabus framework which had been

created in the previous phase. The current material would be checked through self evaluation and peer evaluation.

4. The last step, the developed material would be validated by the experts I and expert II in case of making sure if the materials had been well developed and could be used in the classroom.

E. Data Analysis Techniques

The data obtained from the interview would be analyzed qualitatively by attaching the transcript of the interview. Meanwhile, the data from the validation checklist would be analyzed quantitatively. In addition, the data from the expert would become an attachment and notes for the researcher in developing material in the form of description of the products, comments, notes, and suggestions. The process of both qualitative and quantitative analysis can be seen as follows:

1. Qualitative analysis

According to Mills and Gay (2016), there are three steps to analyze data qualitatively. It can be seen as follows

a. Reading/Memoing

All the data gained from the interview and some possibly notes given by the experts should be read by the researcher carefully. The researcher needed to understand and comprehend all the information in order to obtain an initial sense of the data. It was also possible if there is a data reduction since the researcher would consider which data or information was important.

b. Describing

This phase was a part where the researcher would describe the data or information collected from observation, interview, or field notes. It was necessary for the researcher to make sure if she or he had understood well after reading process since the data would be comprehensively described.

c. Classifying

Classifying refers to the process of dividing the data into smaller units by categorizing the theme of the data. It aimed to provide an understanding for the researcher over each data.

2. Quantitative Analysis

In gathering judgement of the research product from the experts in case of validating the material, the researcher would use validation checklist or review checklist. Each response of the statement consist of “yes or no” answer. The result total of response would present the evaluation result of the product which was accounted by using manual formula as follows:

$$P = \frac{f}{n} \times 100\%$$

Figure 3. Score Formula

Symbols :

P = Percentage

F = The Frequency of The Responses

N = The Ideal Score Total

100 % = constant number

After obtaining the total of the response, the data would be converted to the rating scale which showed the final grade of the product.

Table 2. Rating Scale

Grade Scale	Verbal Scale
81-100	Very Good
61-80	Good
41-60	Sufficient
21-40	Bad
0-20	Very Bad

Source : Sugiono, 2012, p.95

CHAPTER IV

FINDINGS AND DISCUSSION

As the result of the research which was conducted at PAUD Terpadu Joy Kids Makassar, the data then were presented along with the discussion according to the research objectives. In other words, the data were organized and explained based on the ADDIE Model.

A. The Students' Need in English Material

Need analysis refers to the process of collecting both subjective and objective information which is necessary for language learning of students dealing with the context of particular institution. The process of analysing the need of students at PAUD Terpadu Joy Kids involves three systematic processes to obtain information which is based on Brown (1995) in (Kaharuddin, 2018). This phase consists of ; (1) making basic decision about the need analysis, (2) gathering information, and (3) using the information. Furthermore, in collecting the data, the researcher conducted interview section and documents analysis.

1. Making Basic Decision About The Need Analysis

There were some components that should be decided by the researcher in order to support the process of designing syllabus such as who would take parts in this research, the types of information that would be gathered and the point of view that should be presented.

a. Target Group

Target group is related to the group of people whose information are needed and to whom this material will be developed. The researcher conducted this research at PAUD Terpadu Joy Kids Makassar. There were 20 students that will be the member of target group.

b. Audience

Audience is a person who acts over the students during the learning process. There were 2 teachers involved in need analysis as the main source of information that will be collected.

c. Expert

Expert is a person who will be involved in the development process to give additional notes over the information collected later. Besides, the experts will also help the researcher to check and revise the material. In this research, there were 2 lecturers taking parts as the experts; one was from English Education and another was from Early Childhood Education.

After making decision about people that will participate in this need analysis process, the researcher then creates interview guideline as the instrument that will be used to collect the information of students' need over the English material. In creating the interview guideline, the researcher considers three main points to conduct need analysis.

a. Classroom-Learning Analysis

In developing syllabus and English material, the researcher will use classroom-learning analysis which focuses on investigating how the classroom learning should be by considering some points such as the selection and the order of the course content, the teaching methods, the activities that will engage students, and the material that will be used.

b. Objective Need

Objective need deals with the topic that will be used in accordance with the need of students. This point will be asked by the researcher in order to be easy in developing topic for the material.

c. Learning Process

Learning process is related to the way the students learn the English material.

After considering three points above, then the researcher began to created the interview guideline. However, before using this instrument, the researcher came to the validator to validate it. The next, the interview guideline would be used in interview section with the teacher.

2. Gathering Information

After designing interview guideline and validating it, the researcher utilized it during interview section with the teacher in order to know what the students of PAUD Terpadu Joy Kids need over the English material that would be developed. The interview guideline consisted of 15

questions which were asked to the teacher since the students were still not be able to decide their need. The result of interview section would be used as the source of information in developing the material. The questions which had been created in interview guideline used several the need analysis framework derived from Dudley-Evan and St. John (1998, 125).

- a. Professional Information refers to the purpose of the English material given to the students
- b. Personal information refers to the factors which affect the English learning of the students.
- c. Language information refers to the present situation of students' English skill
- d. Learners' Lack refers to the gap between students' English proficiency and the target language.
- e. Learners' need refers to what the students need to learn over the English material
- f. Language learning need refers to the activities that will engage students to learn English.
- g. How to communicate to the target language refers to how the language is used in target situation-linguistic analysis, discourse analysis, and genre analysis.
- h. Environmental situation refers to the condition of place where the learning will occur.

In addition, the researcher also obtained more data from analysing the documents such syllabus, lesson plan, and the existing material which was related to environment theme.

3. Using The Information

a. The Data from Interview Section

The result of need analysis process that had been done became the basic information in developing the syllabus, material, and teaching strategy. After conducting interview with the teacher, the researcher got the data which will be presented in form of interview transcript.

1) Professional Information

The first part in interview section with the teacher, the researcher asked two questions which is categorized as professional information. These questions were given to know whether English exists in kindergarten and whether it is necessary to be taught to early children. Besides, the researcher asked about the way English is introduced to the students if it is truly given in kindergarten.

According to the interview with the teacher, it showed that English was not a compulsory subject in kindergarten. It was just given as the interlude and is introduced to provide basic knowledge to the students. The interview transcript can be seen as follows:

- a) R : *Do you think English is necessary to be taught in kindergarten?, Could you please give the reason?*

T : *Actually, English is not a compulsory subject to be given to students in kindergarten. It is also not really easy to teach them a new language at their current age. However, in our kindergarten, we still provide English as an interlude.*

In addition, the teacher taught English to the students by introducing some vocabularies based on the theme which they learned in a day. There were not complicated activities and material of English presented to them. Since it was only an interlude among other subject, so the English material should be given as simple as possible. Hence, the students could understand a new language easily. The interview transcript is presented below:

b) R : *How is the process of introducing English in PAUD Terpadu joy Kids?*

T : *Considering the ability of children in learning at their age, so I Just teach them English vocabularies as the basic knowledge for them.*

2) Personal Information

In this part, the researcher intended to know things which was related to the personal side of the students when they learn English. Based on the interview with the teacher, it could be concluded that students' in PAUD Terpadu Joy Kids were active in giving respond to the lesson. They were quite responsive. Sometimes, they could ask something that made their teacher surprised or they could expressed their boredom to lesson which was not interesting to them. It was

important to catch their attention, so that they would not play one another during the class.

a) R : *How is the response of the students when they learn English?*

T : *The students here are so active in learning process. It can be as the response to the lesson or even they were playing with their friends. That is why, as the teachers of kindergarten, we need to bring out the material in various and interesting way. Besides, we should be ready to answer all shocking questions coming from the students. As we know, the children at this age have big curiosity.*

From the interview, the researcher also knew that the duration of English learning in PAUD Terpadu Joy Kids was not longer. It was given among another lesson which the students learned at the time. The teacher just introduced the word meaning in English and it did not take more than ten words in a meeting.

b) R : *How long is the duration of English class in PAUD Terpadu Joy Kids?*

T : *Actually, English does not take too long time in this kindergarten. When the students learn about things in the school, I will give them some related vocabularies in English to them.*

3) Language Information

The interview result showed that the students at PAUD Terpadu Joy Kids were still in the process of vocabulary introduction. It was

still adjusted to the learning ability of early children, so that they were not taught conversation yet.

a) R : *To what extent is the English skill of the students in PAUD Terpadu Joy Kids?*

T :*The students here still learn vocabulary. We can not give them any conversation yet considering their ability in learning process.*

In accordance with the English material in PAUD Terpadu Joy Kids which still focused on teaching vocabulary, the researcher then asked about students' comprehension over the vocabulary. The information obtained showed that the students still have limited vocabulary for every theme taught by the teacher. It was because the current material just provided about five English words per theme.

b) R : *How is the vocabulary comprehension of the students in PAUD Terpadu Joy Kids?*

T :*They still have limited vocabulary because the material that we use here just provide five English words in every theme.*

4) Learners' Lack

After interviewing the teacher, it could be concluded that the students were easily bored during their learning activity. Moreover, if the material were not interesting to them, it could be the factor that made the students felt less spirit in learning English. This condition

then affected to the learning process which became ineffective. The transcript can be seen as follows:

a) R : *What is the difficulty of the students in PAUD Terpadu Joy Kids when they learn English?*

T : *Hmmm....our students were so easy to feel bored when they learn something which is not interesting to them. Eventhough learning English is something new at their age and they have no any prior knowledge of it, the students will not learn well as long as the material can not attract them.*

5) Teachers' characteristics

The interview result showed that the teacher in PAUD Terpadu were not all graduated from English Education Department. It affected to their skill in teaching English. The teacher prefered to teach general English material which was still familiar to be taught to her students. Sometimes, the teacher had a problem in teaching the pronunciation of the vocabulary to the students. The transcript is presented below:

a) R: *What is the difficulty experienced by the teacher in teaching English?*

T: *In our kindergarten, there are three teachers including me and the headmaster. However, there is only one teacher who was graduated from English Department. Unfortunately, he can not teach here everyday. Since I was not English graduate, so I have limited skill in teaching English. However, I am still be able to provide my students with English vocabularies.*

6) Learners' Need

From the interview between the teacher and the researcher, it could be concluded that the students at PAUD Terpadu Joy Kids were taught the material based on theme in every week. There were some themes prepared in the syllabus and consisted of its subs. One of theme presented in learning activity was about environment. This topic included subs such as my school, my home, home yard, etc. In every meeting, the teacher taught one sub of theme, so that the main topic could take a week to be finished. This information is as the transcript presented below:

a) R : *Is there an environment theme presented in students' learning activity?*

T : *Oh..yes, we have some themes to be taught to our students including "environment". This theme is divided into several subs such as my school, my home, home yard, etc. Then, one sub will be given to students in every meeting.*

For every topic of material, the students at PAUD Terpadu Joy Kids were expected to gain new English words during the learning activity. They had not got conversation practice because it was still difficult to be given in the level of kindergarten.

b) R : *What is the expectation of English learning in PAUD Terpadu Joy Kids?*

T : *In the level of kindergarten, introducing language is started by simple thing such as letter, word and simple sentence. That is why it becomes the expectation for our students that they are able to master English vocabulary.*

7) Language Learning Need

Based on the information obtained from the teacher, it can be concluded that the students in kindergarten usually learn and play at the same time. The learning activity were active and always engaged the children to practice directly as it was instructed in the material. In details, the activity must include some aspects such as morality, religion, language, cognitive, physic, and art. It is as the interview transcript presented below:

a) R : *How is the learning activity of English given in PAUD Terpadu Joy Kids?*

T : *Usually, the students learn in an expressive way. Since the students in kindergarten are still not be able to learn seriously, so their learning is like playing. However, in every activity, there are some aspects that should be covered such as morality, religion, language, cognitive, physic, and art.*

The researcher also got additional information related to the activity which should be given to the students. The teacher emphasized that the material should engage the students in enjoyable learning as what had existed in the current activity. It needs to support students'

vocabulary reinforcement, so that they will have basic knowledge of English in the higher level of school later.

b) R : *How is the English learning activity expected to be given in PAUD Terpadu?*

T : *It is just as what we usually see in most kindergarten that the English learning activity should be fun, active, and effective for the students. Eventhough their learning is like playing, but it should give them impact, in this case is the knowledge itself. Hence, they will have prior knowledge of English before starting the higher school.*

The interview then gave the researcher insight that in creating material for kindergarten students, the researcher needs to consider some characteristics of the material itself. It should be interesting in design and in the activity, having pictures that can describe words clearly, and also having colorful design. For the activity in the material, there should be some aspects included such as morality, religion, language, cognitive, physic, and art. This information is obtained from the transcript below:

c) R: *How is the design of English material for kindergarten students?*

T : *For students at this age, The material should present pictures to illustrate the words or sentences. Besides, it must be colorful as well. While some aspects which I have stated before should be involved in every activity provided in the material.*

8) Environmental Situation

Based on the information from the teacher, PAUD Terpadu Joy Kids had several facilities to support the learning activity. There were learning magazine, some learning toys, mini sound speaker, etc. These things were usually used by teacher and students in teaching and learning activity. The interview transcript can be seen as follows:

a) R : *Is the facility provided in PAUD Terpadu Joy Kids support English learning activity?*

T : *Our kindergarten provide some facilities for the students such as learning magazine, learning toys, speaker, and other things as we can see here. We can utilize these facilities to teach the students English.*

The learning facilities in PAUD Terpadu Joy Kids were usually used by the teacher to explain the material given to students in order to make them understand clearly and to avoid the abstract thing. Besides, the students were also given some activities that instructed them to use the facilities. The interview transcript is presented below:

b) R : *How is the use of learning facility in teaching English at PAUD Terpadu Joy Kids?*

T : *Those facilities are used to help the students in understanding the material clearly. We also gave them activity that require them to use those things or even just for playing after the class.*

b) The Data from Documents analysis

Documents analysis included the process of collecting information through the documents used by PAUD Terpadu Joy Kids such as learning magazine (Citra TK), syllabus, weekly lesson plan (RPPM), and daily lesson plan (RPPH).

1) Learning Magazine (Citra TK)


Citra TK was learning magazine created based on the 2013 curriculum. It was constructed into different themes with the content served in Bahasa. Each activity was designed to support students' knowledge by integrating it to the aspects such as morality and religion, social and emotional, cognitive, linguistic, physic-motoric, and art. The activity focused on introducing simple things in order to increase students' knowledge such as alphabet, number, vocabulary, and simple sentence. There were also activity to develop students' creativity such as coloring and making handicraft. Pictures were put on every worksheet as one of the characteristic of learning material for kindergarten students. The main competence (KI) and the basic competence were stated on every worksheet in order to know the learning objective in the activity.



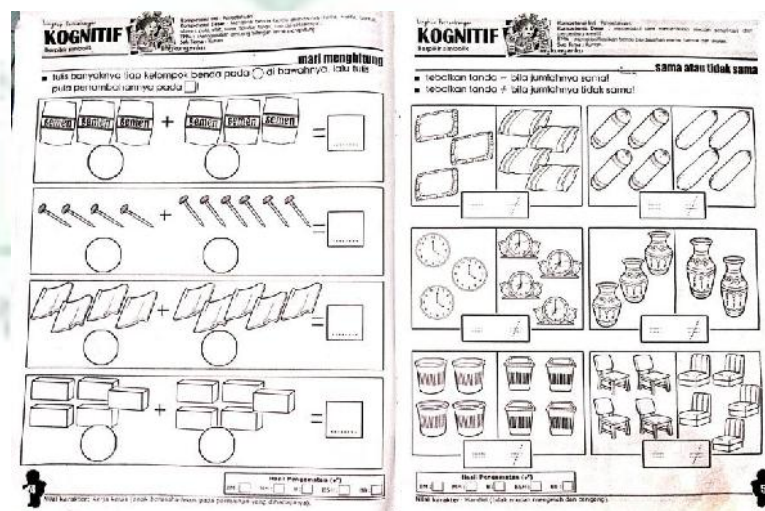
Picture 1 : The Cover of Citra TK



Picture 2 : English lesson



Picture3 : The First Page of Citra TK



Picture4 : Students' activities inside Citra TK

From the analysis result of this learning magazine, the researcher concluded that in creating English material for kindergarten students, it was necessary to consider the six aspects in every activity. The content should not be complicated, but it contained of appropriate material for children at 4-6 such as number, alphabet, vocabulary and simple sentence. There must be the other activity to stimulate students' creativity or to express themselves such as coloring, singing, and making paper shape. For the design itself, it should be colorful and be completed by pictures which describe the activity.

2) Syllabus

The syllabus used in PAUD Terpadu Joy Kids Makassar consisted of the organization of two semester programs those were odd and even semester. In the arrangement of the syllabus, there were columns of basic competences and columns of the themes and the theme subs. Each theme had its sub and the sub of sub theme. In every meeting, the teacher taught one sub and sub of theme to students, so that it could take a week to finish one theme.

PROGRAM SEMESTER
TAHUN PELAJARAN 2016-2017

TAMAN KANAK-KANAK JOY KIDS
KELOMPOK USIA : 5-6 TAHUN
SEMESTER : 1 (Satu)

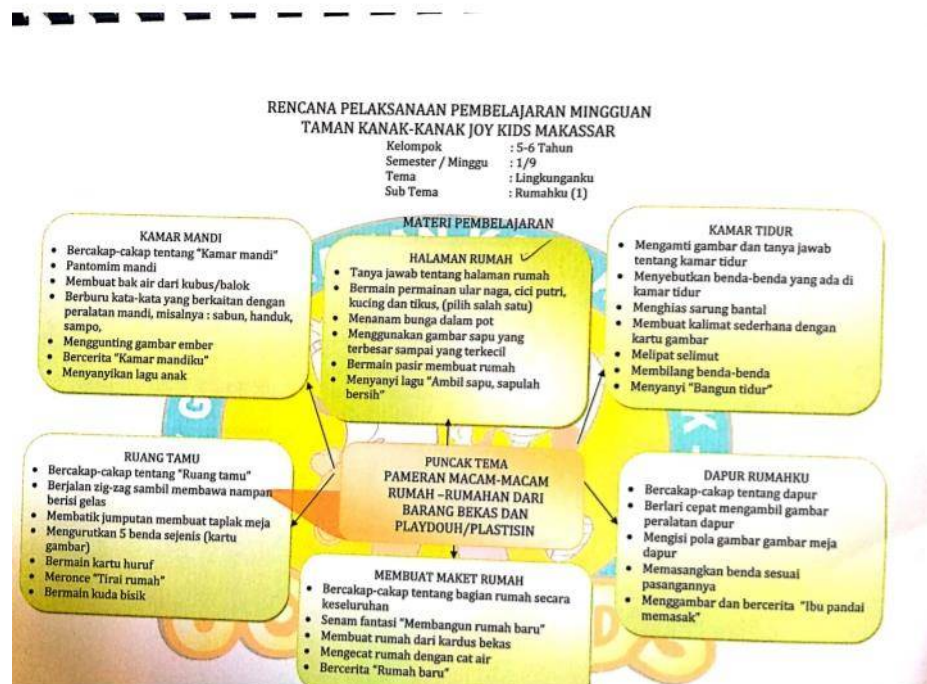
NO	KOMPETENSI DASAR	TEMA/SUB TEMA/SUB-SUB TEMA & ALOKASI WAKTU																
		DIRIKU					KELIHARGANKU			LINGKUNGANKU				BINATANG				
		IDENTITAS	TUBUHU	TUBUHAN	KESEHATAN	KEBERSIHAN	ANGGOTA KELUARGA	PROFESI KELUARGA	KEMAHIRU	SEKOLAH	KEKAWAN	KAWAN	KAWAN	KAWAN	KAWAN	KAWAN		
		1	2	3	4	5	6	7	8	9	10	11	12	13	14	15	16	17
3	3.1 Mengenal kegiatan beribadah sehari-hari	4.1. Melakukan kegiatan beribadah sehari-hari dengan tatanan orang dewasa	✓		✓		✓											
	3.2 Mengenal perilaku baik sebagai cerminan akhlak mulia	4.2. Menunjukkan perilaku baik sebagai cerminan akhlak mulia			✓		✓	✓	✓								✓	
	3.3 Mengenal anggota tubuh/fungsi	4.3. Menggunakan anggota tubuh	✓	✓	✓	✓	✓	✓	✓	✓	✓	✓	✓	✓	✓	✓	✓	

Picture5 : Kindergarten Syllabus

Based on the analysis of the syllabus, the researcher should have one theme as the topic for whole English material to be developed. It was also necessary to choose the theme sub and the sub of theme sub considering the focus of the material and the limited time to develop the main theme.

3) Weekly Lesson Plan (RPPM)

Weekly lesson plan (RPPM) use in PAUD Terpadu Joy Kids Makassar was organized into weekly program in which there were some subs of the theme sub given to the students. Each sub of theme sub had its outline described the activity which the students would do.



Picture6 : Weekly Lesson Plan (RPPM)

From the analysis of the lesson plan, the researcher concluded that the characteristic of learning activity in kindergarten was learning and playing. The students were involved in learning process in which they could feel at ease to learn something.

4) Daily Lesson Plan (RPPH)

Daily lesson plan (RPPH) used in PAUD Terpadu Joy Kids Makassar was designed by the teacher in order to know the organization of learning process in a day. The arrangement of the daily lesson plan in kindergarten was normally same as the lesson in the school. There were some indicators stated to see

what the students should achieve, media and learning source to support teaching and learning process, and steps in running the whole process of learning such as opening, main activity, breaktime, and closing.

Based on the analysis of daily lesson plan, it could be concluded learning process in kindergarten was adjusted to the 2013 curriculum where it was included as the scientific learning. There were the process of observing, asking, and collecting information. Then, students activities were also categorized into some areas such as scientific area, mathematic area, literacy area, and art area.



Rencana Pelaksanaan Pembelajaran Harian < R. P. P. H >

kelompok / usia : B / 5-6 Tahun
 semester / minggu : I / IX
 Tema / sub. Tema / sub-sub Tema : Lingkungan / Rumahku <1> / Halaman Rumah
 Hari / Tanggal : Selasa, 24 September 2019

Kompetensi Dasar < KD >

2.1, 2.12, 2.2, 2.8, 3.3-4.3, 3.6-4.6, 3.10-4.10, 3.11-4.11, 3.12-4.12, 3.15-4.15

Indikator pencapaian Pembelajaran

Beberapa indikator pencapaian pembelajaran pada kegiatan Inti, antara lain =

- Anak mengurutkan benda dari terbesar sampai terkecil
- Anak melatih motorik kasar
- Anak menyanyi
- Anak melatih motorik halus

Media dan sumber belajar

- Tanaman bunga, pot, tanah, gambar-gambar, bak pasir

Langkah kegiatan

I. Pembukaan ± 30 menit

- Berdoa, Salam
- Bermain permainan ular naga
- Tanya jawab tentang halaman rumah

II. Inti ± 60 menit

a. Mengamati

- Anak mengamati peralatan untuk menanam bunga

b. Menanya

- Anak didorong untuk bertanya tentang tata tertib permainan ular naga, peralatan untuk menanam bunga
- Anak melakukan tanya jawab.

I. Pembukaan ± 30 menit

- Berdoa, Salam
- Bermain permainan ular naga
- Tanya jawab tentang halaman rumah

II. Inti ± 60 menit

a. Mengamati

- Anak mengamati peralatan untuk menanam bunga

b. Menanya

- Anak didorong untuk bertanya tentang tata tertib permainan ular naga, peralatan untuk menanam bunga
- Anak melakukan tanya jawab.

c. Mengumpulkan informasi, menalar dan mengkomunikasikan

- Anak memperhatikan penjelasan guru tentang tata tertib permainan ular naga, peralatan untuk menanam bunga,

* Area sains

⇒ Menanam bunga dalam pot

- Anak mengamati peralatan untuk menanam bunga
- Anak mendengar informasi dari guru tentang cara menanam bunga dalam pot
- Anak secara berkelompok dapat menanam bunga dalam pot

* Area matematika

⇒ Mengurutkan gambar sapu yang terbesar sampai yang terkecil

- Anak mengamati gambar sapu
- Anak mendapat informasi dari guru tentang urutan sapu yang terbesar sampai terkecil
- Anak dapat mengurutkan gambar sapu dari terbesar sampai terkecil

* Area bermain pasir membuat rumah

- Anak mengamati peralatan pasir
- Anak mendengar informasi guru cara membuat rumah dari pasir
- Anak berimajinasi dgn membuat rumah dari pasir
- Anak menceritakan hasil karyanya

III. Istirahat, makan, bermain ± 30 menit

IV. Penutup ± 30 menit

- Menyanyi lagu "Ambil sapu" sapulah bersih
- Diskusi tentang kegiatan satu hari
- Berdoa, salam

MENYETIWI

KEPALA TI JOY KIDS

JUNAEDAH S.Pd, M.Pd

MAKASSAR, 23 SEPTEMBER 2019

GURU KELOMPOK B

HASUNDAH NUR S.Sos

Scanned by CamScanner

Picture 7 : Written Daily Lesson Plan

c) Reviewing Need Inventory for The Linguistic Need

The researcher revealed the linguistic need of students by analyzing their learning ability and learning priority. These two information were collected from the interview result between the teacher and the researcher in order to create English material properly.

1) Learning Ability

The researcher identified from the interview result point 3 (language information) with the teacher about the students' English learning ability. Based on the analysis of the interview, it shows that the students' English ability in the area of vocabulary was still in the basic level. They still need more improvement in which the students will have opportunity to broaden their vocabulary.

2) Learning Priority

Identifying learning priority was still based on interview analysis point 6 (Learning Need) in which the teacher revealed what material should be prioritized for students in the level of kindergarten. The researcher also observed the existing material to recognize activities created for them. Then, it indicated that childhood education was introduced some basic materials such as vocabulary, number, simple sentence, and art activity.

Table 3. Students' Learning Priority

Vocabulary
Number
Simple Sentence
Art

d) Reviewing Needs Inventory for Learning Need

Learning need of students consisted of students' learning problem and learning attitude. Learning problem of students showed their difficulty in achieving expectation or goal in learning process in which this information was obtained from analyzing interview result with the teacher. Meanwhile, the learning attitude including both learning preference and learning style gave insight to the researcher in creating material since these were factors affecting students' learning process.

1) Learning Problem

Based on the interview result point 4 (Learners Lack) and the analysis of the existing material, the students in PAUD Terpadu Joy Kids Makassar had difficulty in learning English for the causes below:

Table 4. Students' Learning Problem

The students had less reference for English activity
The students had less reference for thematic vocabulary
The students were easy to get bored in uninteresting material

2) Students' Learning Preference

Learning preference the students dealt with in what situation they could feel at ease in receiving knowledge through playing even they could achieve their goal in learning process. Then, based on the data from interview point 7 (Language Learning Need) with the teacher, it indicated that the students in the level of kindergarten preferred to be involved in learning process through playing. Besides, they were also interested in having concrete thing during learning activity since it made them easy to understand what the teacher explain to them. Furthermore, the students were keen on learning with colorful material design.

3) Learning Style

In accordance with the interview result and also by considering their learning preferences, then it can be listed for the learning style which are suitable with the students in kindergarten especially at PAUD Terpadu Joy Kids.

Table 5. Students' Learning Style

Learning through playing
Learning by picture
Learning by video
Learning by audio
Learning through interesting material

B. The Design of English Printed Material for Students

After analyzing students' need with the data obtained from the interview between the researcher and the teacher, the next phase in ADDIE Model is designing the prototype and the syllabus by using the information analyzed in the previous phase. In this part, the syllabus which was organized includes the course content that would direct the researcher to create the learning material.

In designing phase, the researcher purposely created the syllabus to organize the course content. To conduct this stage, it was necessary to decide what kind of syllabus that would be arranged. In this development, the researcher adopted the syllabus design from the regulation of education ministry of Indonesia for childhood education. There were several general ideas included in arranging the syllabus which can be seen as follows:

1. Organizing list of themes for one semester
2. Deciding time allocation for each theme
3. Deciding basic competence (KD) for each theme
4. Choosing, organizing, and ordering themes based on the principles below:
 - a. Themes are chosen from what exists in children's surrounding.
 - b. Themes are arranged from the easiest one to the most complicated one.
 - c. Themes are chosen based on children's interest.
 - d. The scope of themes includes the whole development aspects.
5. Broadening themes into some subs.

After deciding five steps above, the other ideas were also crucial to be added in syllabus creation including learning goals, learning priorities and activities.

1. Learning Goals

This part specifically identifies what the students will achieve in the material created for them which was based on the result of need analysis and the current curriculum in PAUD Terpadu Joy Kids. The learning goal is also adjusted to the skill which becomes the focus in the material.

The English material which is being developed here is under the theme "Environment" with focus on sub theme that is "Home Yard". Then, the learning goals is introducing vocabulary and integrating it

to the other aspects in kindergarten curriculum such as morality and religion, cognitive, language, physic, art, and social & emotional.

2. Learning Priorities

The learning priority in the syllabus of the material developed here focuses on reinforcing students' English vocabulary. The vocabulary is emphasized in every learning activity and is specified to the sub theme that is "home yard". In addition, based on the inventory need, the researcher also put material to introduce number, simple sentence, and art activities.

3. Activities

Activity refers to the way in which the students will work on to obtain the knowledge, especially to learn English words. The learning activities were divided into several parts based on the aspect need in kindergarten curriculum. For example, in the cognitive aspect, the students will learn how to count number in English.

Table 6. Prototype Syllabus

Theme/theme sub	Basic competence	Indicator	Learning activity	Learning source	Evaluation	Time
ENVIRONMENT "Home Yard"	3.3 Recognizing parts of body, function, and movement for hard and soft motor development 4.3 Utilizing	3.3.1 Identifying things (Roof, wall, door, etc) 3.3.2 Identifying things at home yard	Students learn some parts of home building Students learn some things at home yard "Sticking"	<ul style="list-style-type: none"> • Learning material • Pictures • Realia • Teachers' 	Observation	15 m

	parts of body for hard and soft motor development	4.3.1 Creating home by using paper 4.3.2 Exploring things at home yard	Shapes (Home)” “Finding Things” (students should find items at home yard in their school)	voice		
--	---	---	---	-------	--	--

C. The Development of English Printed Material for Students

The next phase after designing the syllabus is developing the material. This step includes the creating of lesson plan and learning activity. According to Jolly and Bolitho (2011:113) in Tomlinson (2013), in developing material, there are several procedures that need to be done. It can be seen as follows :

1. Identifying Students’ Need over The Material

The researcher had conducted interview with the teacher of PAUD Terpadu Joy Kids to obtain information related to students’ need. Besides, there was also current material analysis that had been done to understand the characteristic of material for kindergarten students. The teacher also gave the researcher weekly and daily lesson plan which were used as supporting source of information.

2. Exploring Students’ Need

After having the information of students’ need, the researcher then elaborated the result of interview section, material and lesson plan analysis to comprehend deeply the idea and to decide the skill or the learning priority that would become the focus in the developed material.

3. Contextual Realization of Material

After deciding the skill or the learning priority, the researcher should consider the current condition of teaching and learning activity in kindergarten, especially in PAUD Terpadu Joy Kids. It referred to the culture of students' learning or even teachers' teaching style that was usually applied to conduct the material. It was done to make sure that the product later can be applied effectively.

4. Pedagogical Realization of Material

The researcher also considered the usability of the developed material for the teacher. It was related to how the instruction could be understood by the teachers and how they felt at ease in using the material to be taught to their students.

5. Production of Material

After the content of material had been created, the researcher moved to the process of producing the material physically by considering the layout of the product.

As the need analysis had been conducted in the previous phase, the researcher then planned to construct English material under the main theme "Environment" and its sub theme "Home Yard" and this developed material also tried to emphasize students' English vocabulary. It was necessary to be understood that the learning activities developed here were organized into several aspects such as morality and religion, social and emotional, cognitive, linguistic, physic, and art. Then, the learning activities of these aspects

would engage the students to learn English vocabulary. Therefore, they could learn English in way the kindergarten curriculum regulated their learning.

In this part, the researcher presents the explanation of the material in English learning activity which are arranged into several aspects. The whole developed material can be seen as follows:

1. Morality and Religion

The aspect of morality and religion is one of the regulation in childhood education (Permendikbud, 2015). It requires the teacher to support students' morality and how they understand religious value which are embodied in their learning activity.

As the data obtained when the researcher conducted need analysis in PAUD Terpadu Joy Kids, the teacher explained that usually the aspect of morality and religion were usually not implemented directly in the context of task. This aspect was only observed and evaluated indirectly by the teacher when students studied or even played with their friends. As examples given, the religious value was observed when the students were used to praying before starting the class. Meanwhile, the morality of students were observed when they could give well attention to their teacher in learning process.

In the material developed by the researcher, the aspect of morality and religion are presented in learning activity to support students' understanding toward these aspects.

a. What Should I Do? (Yes or No)

This is an activity which was created to see whether students have known how to behave well in their daily life. The design of this activity was in form of worksheet. There are some coupled pictures showed which illustrate good and bad behaviors when someone is throwing trash, and behaving to the plant. Besides, there is also a blank space provided below the pictures to put the answer of students. Here, the students need to write down “Yes or No” to the pictures which describe a good behavior (Yes) and a bad behavior (No).

This activity aims to introduce some vocabularies appearing in this part. For example, the students are expected to be able to express they agreement by saying “Yes” and disagreement by saying “No”. Besides, there are also other vocabularies such as *trash*, *throw*, *water*, *plant*, etc. Moreover, the students will be able to take moral value by working in this activity.

b. Introducing Asmaul Husna

Actually, religious value in kindergarten were usually implemented directly in the process of learning, for example praying before starting the class. However, based on the analysis of students’ learning magazine, there was an activity provided in order to support the aspect of religion. Then, in this development, there is also a task for students which is integrated religious value with students’ English vocabulary. The activity intends to introduce asmaul husna and its meaning in English.

On the worksheet, the researcher shows one of asmaul husna written in arabic which related to the theme of the material. Below this asmaul husna, there is its meaning written in English and Bahasa. The students may give color to the arabic font since the researcher made it uncolored deliberately, so that they will have a task to keep their attention on this worksheet rather than just seeing it.

2. Physic-Motoric

The aspect of Physic-Motoric involves the realization of moments in which the process of students' kinesthetic improvement can be conducted (Permendikbud, 2015). This aspect refers to the process when the students are able to use their parts of body in doing or working something even in solving problems.

In the developed material, the researcher created two activities which engaged the students to use their parts of body and movement. The activities can be seen as follows

a. Sticking shapes

In this activity, there is an uncolored picture of home with an attachment including some parts of home itself with different color. On each part of home, there is a name of that thing, for example "Roof". The students need to cut all parts of home and then stick them to the appropriate part of home.

This activity aims to introduce students about vocabulary which is related to home. They are expected to be able to recognize parts of their

home in English. Furthermore, the students will be able to obtain the aspect of physic or motoric, especially their soft motoric.

b. Finding Things

On the worksheet, there is a picture of home yard which consists of some things in that place. This activity will engage students to learn outdoor. Firstly, the teacher can bring the students to be in their school yard and ask them to sit or to keep them standing. Then, the teacher may hold some pictures that exist on the worksheet. The teacher shows those pictures and asks the students to repeat the word after she or he mentions it. The next, the teacher asks the students to find a thing after she or he mentions the word.

This activity will help students to recognize things in home yard directly by finding them in their school. Moreover, students will have experience learning in outdoor and have a chance to do movements.

3. Cognitive

This aspect also appears in students' learning activity. The process where the students engage in is the process of realizing their thinking ability in context of playing. There are two activities which the researcher develop for this aspect. It can be seen as follows:

a. Counting Things

In this activity, there are several things in home yard listed which variously in different total. Then, in the bottom of the worksheet, there are a box contained some numbers written in verbal and its symbol. The students

have a task to count the total of each thing listed on the worksheet. After knowing the total for each thing, they have to make sure that it is correct by checking the numbers in the box and fill it besides the symbol of equality. After finishing the task, the teacher can guide the students to pronounce the answer together.

The aim of this activity is to introduce the students about the number written in English and how to pronounce it. Besides, they also can improve the ability of thinking.

b. Matching

In this activity, there is a list of things with different total in the right side of the worksheet and there is also a list of numbers in the left side of the worksheet. Here, the students should match the things to the appropriate number that shows its total by making connecting line.

This activity actually tries to reinforce students' understanding over the English number besides to engage them in developing their cognitive aspect.

4. Language

The language aspect is realized to develop the skill of using language in the process of students' learning by playing (Permendikbud, 2015). There are two activities created for this aspect which can be seen as follows:

a. Introducing English Alphabet

In this activity, the researcher provide English alphabet. Here, the teacher guides the students to understand the alphabet in English by

teaching them how to pronounce it correctly. The teacher also can use the method “Repeat After Me” so that the students can imitate the pronunciation of the alphabet. Then, after finishing this part, the teacher can make sure whether the students have been able to mention the alphabet in English correctly.

The next, to test students’ understanding, the teacher engages the students to play in group. Each group consists of five students and the teacher gives the instruction to them. Then, the first group will listen to a word which is spelled by the teacher. Since the students will stand in line, so each of them will stick one letter as the teacher mention it until the word is organized correctly.

The aim of this activity is to introduce English alphabet and word to the students and also to train their listening skill indirectly.

b. Connecting Line

In this activity, there are some pictures of things in home yard with its name written in English and Bahasa. However, its English word is not written in complete line. The students need to connect the line so that the word can be clearly read.

This activity aims to reinforce students’ vocabulary for things in home yard and also to train their writing skill indirectly.

5. Social-Emotional

Based on the information from the teacher in interview section, the aspect of social-emotional was usually not given in a task, but this aspect

was usually observed by the teacher when the students run the learning process, for example, how the students work and behave to their friends. However, in this development, the researcher created one activity to introduce some emotions in English.

a. Expressing Feeling

In this activity, there are five words of emotions such as *glad*, *sad*, *surprised*, *cold*, *hot*, and *angry*. These words are completed with pictures to illustrate the words. The teacher is expected to guide students in pronouncing the words correctly and also to guide them in understanding these five emotions in English.

The task provided is still related to the activity above. On the worksheet, there are four pictures showing the situation in home yard. Below the pictures, there are two choices that can describe students' feeling over the situation. Since the students have known five emotions in English, so that they are expected to decide their feeling to those pictures.

These two activity aim to build more students' English vocabulary in the context of social aspect.

6. Art

As the last aspect to be developed in kindergarten curriculum, the aspect of art is given to realize a moment in which the students are able to broaden their exploration, expression, and art appreciation in the context of learning and playing. In this development, the researcher provide two

activities where they may obtain new vocabulary and also support students' self development in art.

a. Coloring

As the name given, the researcher has presented an uncolored picture of broom. Each part of the broom is given the name of color as the instruction what color should be there. Then, around the picture, there are a box contained some colors including their name. Here, there is not the meaning of the color written in Bahasa since the researcher is sure that the students have known kinds of color in Bahasa by seeing the example. Coming to the main task, the students need to give the appropriate color to the picture.

In this activity, the students are expected to recognize the name of color in English.

b. Singing

Another activity which related to art is singing. The researcher provides a song in English where the students can perform it together with the teacher. To support the activity, there has been barcode attached on the worksheet to accompany them with the music. Here, the teacher can give opportunity to the students in expressing their self through this activity. Therefore, the researcher expects that this activity can facilitate students to learn new vocabulary by singing.

D. The Evaluation of English Printed Material for Students

After finishing the process of developing the material, the next phase that should be done was evaluating the product. It was a crucial part to be conducted in order to make sure that the material was ready to be used by the kindergarten students.

There were three kinds of evaluation conducted in this phase those were *self-evaluation*, *peer evaluation*, and *expert evaluation*. Besides, evaluation checklist was used as the instrument to evaluate the product.

1. Self-Evaluation

The researcher had created English material for early young learners at PAUD Terpadu Joy Kids Makassar under the theme “Environment”. The material was specifically constructed into the theme sub “Home” and its smaller sub “Home Yard”. In the process of developing the material, the researcher collected data and information by conducting need analysis through interview section and Documents analysis (previous material, syllabus, weekly lesson plan, and daily lesson plan) in order to produce appropriate English material for kindergarten students.

2. Peer Evaluation

According to Hutchinson and Water (1998), one of kinds of evaluation in reviewing the product is peer evaluation which can help the researcher in assessing the material which has been developed. Peer evaluation here was conducted by the researcher’s team for this research which consists of four people. The items including in this evaluation was about the relevancy of the

material, the thematic material, the learning activities, the skill and competence, the teachers' role toward the material, the learners' role toward the material, the existing of self development program, and the appearance of the material. The result of the evaluation showed that the first evaluator suggested to add more exercise to facilitate students' English learning activity. The second evaluator stated to provide English song in the material since singing was one of the activity appearing in the lesson plan of kindergarten. The third evaluator mentioned that the material could still be developed more in order to facilitate students' to learn vocabulary. Furthermore, the last evaluator suggested that the researcher should develop and pay attention more to the material such as the pictures, vocabulary, and the worksheet design, thus the product can be more interesting and attractive for students.

In conclusion, the whole material showed that the material which has been created by the reseacher has been good by covering the need of students, and it has been adjusted to the basic competence, the indicator, and the curriculum content for kindergraten. Moreover, it also contained pictures and barcode in every activity.

Table. 7.Peer Evaluation Result

Aspect	Indicator	Items
The relevance of the material (Tomlinson, 2013)	1. The appropriateness of the material for childhood education in introducing English	30
	2. The appropriateness of the material toward the students' need	30
	3. The appropriateness of English material toward the age of students	0
The thematic material to introduce "Environment" in English (Soni, 2015)	1. The appropriateness of Environment theme for childhood education	40
	2. The Environment theme as a part of students' interest	30
	3. The influence of Environment theme for students' English learning	30
The learning activities in the developed material (Soni, 2015)	1. The variety of activity in the developed English material	0
	2. The influence of English material toward students' active participation	30
	3. The influence of English material for students to practice English	30
The skill and the competence in the developed material (Suyanto, 2007)	1. The influence of English material toward students English skill development	50
	2. The influence of English material to provide thematic vocabulary	50
Teachers' role toward the developed material (Tomlinson, 2013)	1. The use of the developed material as teaching reference for teacher	40
	2. The easiness of English material to be used by the teacher	30
	3. The use of English material in evaluating students skill development	30
The learners' role toward the developed material (Tomlinson, 2013)	1. The influence of English material in students' social interaction	0
	2. The influence of English material in creating interactive condition in	50

	the classroom	
The existing of self development program in material (Permendikbud, 2015)	1. The appropriateness of English material the whole aspect in childhood education curriculum	0
The appearance of the developed material (Piaget in Boundless Psychology,2015)	1. The attractiveness of the developed material for students	40
	2. The appropriateness of the input (picture, vocabulary, activity) for students	0
	3. The encouragement of the input for students to learn English	0
Total		510

$$P = \frac{510}{800} \times 100\%$$

$$= 63,75 \% \text{ (Good)}$$

3. Expert Validation Result

The last evaluation phase was expert validation to make sure if the material which has been developed is appropriate to be used later in the target situation. Here, the experts were people who have comprehensive understanding of the related study. The researcher invited two lecturers from Alauddin State Islamic University of Makassar who one of them is the lecturer of Islamic Childhood Education Department and another is from English Education Department.

The validation process was conducted two times in which the first result showed the suggestion from the experts to create the learning steps in order to explain the procedure in running the activity. Meanwhile, the second

evaluation indicated that overall, the material has been good and has been appropriate to the theme. The pictures on worksheet are very attractive and the activities are also variative. However, it needed to be more accentuated for the aspect of scientific learning and paid attention to the appropriateness of the pictures on worksheet to the level of student in kindergarten.

Table. 8. Expert Validation Result

Aspect	Indicator	Items
The relevance of the material (Tomlinson, 2013)	1. The appropriateness of the material for childhood education in introducing English	30
	2. The appropriateness of the material toward the students' need	30
	3. The appropriateness of English material toward the age of students	0
The thematic material to introduce "Environment" in English (Soni, 2015)	1. The appropriateness of Environment theme for childhood education	40
	2. The Environment theme as a part of students' interest	30
	3. The influence of Environment theme for students' English learning	30
The learning activities in the developed material (Soni, 2015)	1. The variety of activity in the developed English material	40
	2. The influence of English material toward students' active participation	30
	3. The influence of English material for students to practice English	30
The skill and the competence in the developed material (Suyanto, 2007)	1. The influence of English material toward students English skill development	50
	2. The influence of English material to provide thematic vocabulary	50

Teachers' role toward the developed material (Tomlinson,2013)	1. The use of the developed material as teaching reference for teacher	40
	2. The easiness of English material to be used by the teacher	30
	3. The use of English material in evaluating students skill development	30
The learners' role toward the developed material (Tomlinson, 2013)	1. The influence of English material in students' social interaction	0
	2. The influence of English material in creating interactive condition in the classroom	50
The existing of self development program in material (Permendikbud, 2015)	1. The appropriateness of English material the whole aspect in childhood education curriculum	0
The appearance of the developed material (Piaget in Boundless Psychology,2015)	1. The attractiveness of the developed material for students	40
	2. The appropriateness of the input (picture, vocabulary, activity) for students	0
	3. The encouragement of the input for students to learn English	0
Total		550

$$P = \frac{550}{800} \times 100\%$$

$$= 68,75 \% \text{ (Good)}$$

CHAPTER V

CONCLUSIONS AND SUGGESTION

A. *Conclusions*

1. The researcher conducted need analysis in order to develop English material based on environment theme by conducting interview with the teacher at PAUD Terpadu Joy Kids Makassar and observing some documents from the kindergarten including the syllabus, the lesson plan, and the existing material (Citra TK). The researcher then analyzed the interview and analysis result to create the inventory need for the English material which was developed.
2. The English material which has created for the students focused on introducing vocabulary along with number, phrase, simple sentence, and art by integrating the activities to the six self development program (Morality and Religion, Social-Emotional, Cognitive, Physical-Motoric, Language, and Art). Furthermore, the researcher put the barcode on some worksheets in order to provide related video to the exercise.
3. The validation result from the experts showed that the English material created by the researcher has been well designed enough for the students in the level of kindergarten.

B. Suggestions

Based on the conclusions stated above, the suggestion can be given as follows

1. The researcher suggested that the teacher can use the English material as the reference to conduct English lesson as an interlude in the classroom learning since it has been created based on the students need.
2. The researcher suggested that the students can use this material to conduct their English learning at home with the guidance of the parents.
3. The next researcher who intends to conduct related study can use this thesis as the reference in developing English material for early young learner. Since it is still not done perfectly, the next researcher can broaden for the data source in developing material, so that there will be another improvement from what has been present recently.

BIBLIOGRAPHY OF BOOKS AND JOURNAL ARTICLES

- Arifani, Yudhi, Slamet Asari. 2013. Developing English for Young Learners (EYL) Material for Elementary School Using Video Tutorial. Gresik, University of Gresik
- Astari, Nana M. 2016. Developing English Learning Materials Using A Theme Based Storybook for Reading Comprehension of “When English Rings A Bell” Textbook for Grade VII of SMP/MTs. Yogyakarta State University
- Azarnoosh, et.al. 2016. Issues in Materials Development. Sense Publisher, Rotterdam
- Bogin, Barry. 2015. *Human Growth and Development*. Academic Press, London
- Borg. W.R., Gall, J.P & Gall, M.D. (2003). *Educational Research: An Introduction (The 7th Edition)*. United States of America: Pearson Education Inc.
- Brown, J. D. 2005. *Foreign and second language Needs analysis*. In Zohoorian, Zahra. 2015. A Need Analysis Approach: An Investigation of Needs in An EAP Context. *Theory and Practice in Language Studies*, 5, 58-65.
- Cameron, L. 2001. Teaching Languages to Young Learners. United Kingdom: Cambridge University Press.
- Education and Culture Ministry of Indonesia. 2015. *The Regularity of Education and Culture Ministry of Indonesia Number 145 Year 2014 for Childhood Education Curriculum 2013*
- Ellis, Gail. 2013. “Young Learners”: Clarifying Our Terms. Pennsylvania State University
- Evans, D.T., & St. John, M.J. 1998. *Development in English for Specific Purposes*. Cambridge: Cambridge University Press.
- Gagne, et al. 2015. In Ngussa. (2014). Application of ADDIE Model of Instruction in Teaching-Learning Transaction among Teachers of Mara Conference Adventist Secondary Schools, Tanzania, 5(25),
- Hutchinson, T & Waters, A. 1998. *English for Specific Purposes: A Learning-Centered Approach*, Cambridge University Press, Cambridge.
- Ilmiah, Nur, Nur Aliyah Nur. 2018. Developing Asking and Giving Information Materials Dealing with 2013 Curriculum of SMP Eight Grade. Alauddin State Islamic University of Makassar

- Kusumawati, F.P. 2017. Developing English Learning Material for Speaking Skill Based on ADDIE. Muhammadiyah University of Metro
- Kadir, I.T.S, & Kamsinah. 2018. Developing of English Language Printed Material Based on 2013 Curriculum on Giving Expression about Congratulating and Complementing Others.
- Krashen, Stephen D. 2002. *Second Language Acquisition and Second Language Learning*. University of Southern California
- Latif, M. A. 2012. Research Methods on Language Learning (An Introduction). Malang: UM Press. In Mubar, M.K.N.A. 2015. Developing English Learning Material for Young Learners Based on Need Analysis at MTsN Model Makassar, 1, 313-330.
- Mills, Geoffrey E & Lorraine R. Gay. 2016. *Educational Research Competencies for Analysis and Applications (11th Edition)*. United States of America: Pearson
- Molenda, M. 2003. In Search of The Elusive ADDIE Model.
- Molenda, M. 2015. In Search of The Elusive ADDIE model. Performance Improvement, 54(2), 40-42. In Nichols Hees, A.K. & Greer, K. 2016. Designing for Engagement: Using The ADDIE Model to Integrate High-Impact Practices Into An Online Information Literacy Course. Communication in Information Literacy, 10(2), 264-282.
- Mubar, M.K.N.A. 2015. Developing English Learning Materials for Young Learners Based on Needs Analysis at MTsN Model Makassar. UIN Alauddin Makassar
- Nieveen, N. (1999). *Prototyping to reach product quality*. In J. van den Akker, R. Branch, K. Gustafson, N. Nieveen, & T. Plomp (Eds.), *Design approaches and tools in education and training* (pp. 125-36). Dordrecht, the Netherlands: Kluwer Academic Publishers.
- Nikoopour, J, Mohammad A.F. 2011. English Language Teaching Material Development
- Nurwahidah. 2017. Developing English Materials for Students of Management Department: Export-Import & Banking at STIE YPUP. UIN Alauddin Makassar
- Olpińska, M. 2015. Teaching Materials for English in The Primary Education – also for the pre-school education?. Uniwersytet Warszawski

- Piaget in Boundless Psychology. 2015. Piaget's Stages of Cognitive Development.
- Pransiska,R. 2017. Benefits of Bilingualism in Early Childhood: A Booster of Teaching English to Young Leaners. *Advances in Social Science, Education and Humanities Research*, 58, 390-393
- Reilly & Ward in Stec, Maria. 2016. ELT Materials for Very Young Learners: A Teacher's Perspective on Selection, Implementation and Evaluation. *International Journal on Cross-Disciplinary in Education*,7, 2761-2767
- Reisen & Dempsey.2007. In Ngussa. (2014). Application of ADDIE Model of Instruction in Teaching-Learning Transaction among Teachers of Mara Conference Adventist Secondary Schools, Tanzania, 5(25),
- Septiyana,Etti. 2013. Developing English Materials for Kindergarten Based on The Concept of Learning to Learn. Yogyakarta State University, Yogyakarta
- Soni,Romila. 2015. *Theme Based Early Childhood Care and Educatin Programme*. National Council of Educational Research and Training
- Sugiono. 2012 . *Metode Penelitian Kuantitatif, Kualitatif, dan R & D*. Bandung: Alfabeta
- Surah.my. Al-Qur'an Translation in English-Surah Al-Alaq. Cited on August 17th,2019, from <http://www.surah.my/96?l=en>
- Suyanto, K.K.E. 2014. *English for Young Learners*. Bumi Aksara
- Tomlinson, Brian. 2001. Material Development in R.Carter and D.Nunan (eds), *The Cambridge Guide to Teaching English to Speaker of Other Languages*. Cambridge: Cambridge University Press, pp. 66-71
- Tomlinson,Brian. 2011. *Material development in Language Teaching (2nd Ed.)*. Cambridge: Cambridge University Press.
- Tomlinson, Brian. 2012. Materials Development for Language Learning and Teaching. *Language Teaching*,45(2), 143-179. doi:10.1017/s0261444811000528
- Tomlinson, Brian. 2013. *Developing Materials for Language Teaching (2nd Ed)*. United Kingdom: Bloomsburry
- Yassi, Abdul Hakim & Kaharuddin. 2018. *Syllabus Design for English Language Teaching*. Jakarta : Prenada Media Group

BIBLIOGRAPHY OF WORKSHEET PICTURES

<https://www.dreamstime.com/kid-throwing-garbage-trash-bin-eps-image161112470>

<https://blog.midasfinserve.com/missing-elephant-in-the-room/>

https://www.freepik.com/free-vector/back-school-pattern_854937.htm

<https://www.shortstoriesforkids.net/moral-stories/bad-habits/>

<https://www.vectorstock.com/royalty-free-vector/cute-cartoon-boy-watering-plant-vector-19041760>

<https://www.dreamstime.com/illustration/bad-friend.html>

COLORING

<https://www.istockphoto.com/vector/children-seamless-pattern-with-doodle-beach-elements-sea-sun-gm959340818-261966418>

<https://paintingvalley.com/broom-drawing>

THINGS AT HOME

<https://vectortoons.com/products/an-anteater-and-a-landscaped-backyard-of-a-house-background>

MATCHING

<https://www.cleanpng.com/png-broom-cleaning-vacuum-cleaner-dustpan-rag-7116163/>

<https://www.vectorstock.com/royalty-free-vector/textured-cartoon-doodle-of-a-wooden-chair-vector-24121660>

<https://www.vectorstock.com/royalty-free-vector/cartoon-paper-trash-can-vector-22919020>

<https://clipartstation.com/orange-flower-clipart-3/>

<https://freedesignfile.com/513182-cartoon-big-tree-vector/>

COUNTING

<https://www.dynamicx.co.nz/search/witch%20broom%20icon.%20cartoon%20of%20witch%20broom%20vector%20icon%20for%20web%20design.%20with%20broom%20icon.html>

<https://id.pinterest.com/pin/335940453453745240/>

<https://www.etsy.com/se-en/listing/649232994/cartoon-house>

<https://www.cleanpng.com/png-table-rocking-chairs-seat-clip-art-chair-cartoon-c-591897/>

<http://www.clipartbest.com/clipart-LTKzoEMAc>

ASMAUL HUSNA

<https://www.cikimm.com/2019/07/gambar-kaligrafi-asmaul-husna-al-malik.html>

EMOTION

<https://www.vectorstock.com/royalty-free-vector/happy-kid-emotion-vector-20551153>

<https://www.vectorstock.com/royalty-free-vector/sad-kid-emotion-vector-20551158>

<https://www.vectorstock.com/royalty-free-vector/angry-kid-emotion-vector-20551134>

<https://www.dreamstime.com/man-chill-symptom-disease-guy-feel-cold-shiver-man-chill-symptom-disease-guy-feel-cold-shiver-flu-image155128286>

PLACE SITUATION

<https://www.dreamstime.com/illustration/rainy-village.html>

https://www.freepik.com/free-vector/children-playing-hopscotch-yard_4906594.htm

<https://www.gambarrumah.pro/2014/01/940-gambar-lingkungan-rumah-bersih-dan.html>

<https://www.freepik.com/free-photos-vectors/flooded>

CONNECTING LINE

<https://www.vectorstock.com/royalty-free-vector/cartoon-rural-wooden-fence-in-green-grass-vector-12813830>

https://id.pinterest.com/pin/382665299587446191/?nic_v1=1bi0ZRN%2B72OVRDVW3teWEu93JYOaTdW32shxR8Ug2pEuF9uCQzJLJiq%2BtWw8PIPa5o

<https://pngtree.com/so/cartoon-broom>

<https://www.vexels.com/png-svg/preview/148291/windsor-chair-cartoon>

BIBLIOGRAPHY OF VIDEO SOURCES

https://youtu.be/qhOTU8_1Af4

https://youtu.be/Lu8E13_Irm8

<https://youtu.be/K7i5VinfKtA>

<https://youtu.be/R9intHqlzhc>

<https://youtu.be/zEk48QQSPo4>

<https://youtu.be/R0Snldx5guw>



APPENDICES



APPENDIX 1

INTERVIEW GUIDELINES

(Teacher)

Modified from Dudley-Evans and St.John 1998

1. Menurutanda, ApakahbahasaInggrisperludiperkenalkansejak Taman Kanak-kanak? Dan berikan alasannya!
2. Bagaimana proses pengenalanbahasainggris di PAUD Terpadu Joy Kids?
3. Bagaimanaresponsiswapadasaatmengikutikegiatanpembelajaranbahasainggrisberlangsung?
4. Berapa lama durasipembelajaranbahasa Inggris di PAUD Terpadu Joy Kids ?
5. Sejauhmanakemampuanbahasa Inggrissiswa di PAUD Terpadu Joy kids saatini?
6. Bagaimanatingkatpenguasaankosa kata siswa di PAUD Terpadu Joy kids saatini?
7. Apakesulitan yang dihadapi siswaselamamengikutikegiatanpembelajaranbahasa Inggris ?
8. Apakesulitan yang dihadapi guru selamamengajarkanbahasa Inggris di PAUD Terpadu Joy Kids?
9. Apakahmateribertema “Environment” sesuaiuntukpembelajaranbahasa Inggris?
10. Apapencapaian yang diharapkandaripembelajaranbahasa Inggrisuntukanaktamankanak-kanak?
11. Bagaimanajeniskegiatanbahasa Inggris yang diterapkansaatini di PAUD Terpadu Joy Kids?
12. Bagaimanajeniskegiatanbahasa Inggris yang diharapkan di PAUD Terpadu Joy Kids?
13. Bagaimanadesainmateri ajar bahasa Inggris yang baikuntukanaktamankanak-kanak?
14. Apakahsaranadanprasarana di PAUD Terpadu Joy Kids mendukung proses pembelajaranbahasa Inggris ?
15. Bagaimanapemanfaatan media dalam pembelajaranbahasa Inggris di PAUD Terpadu Joy Kids?

APPENDIX 2

EVALUATION & VALIDATION CHECKLIST

Researcher:

Title :

Lembar review checklist ini bertujuan untuk mengetahui kesesuaian materi ajar Bahasa Inggris untuk siswa di PAUD Terpadu Joy Kids, Makassar.

A. Data Responden

Nama :

Umur :

Jenis kelamin :

Pendidikan : a. D3 b. S1 c. S2 d. S3

Pengalaman mengajar : a. 0-2 th b. 2-4 th c. >4 th

B. Isilah table berikut dengan member tanda centang (✓) pada kotak yang tersedia.

YA : Jika Anda setuju dengan pernyataan yang ada.

TIDAK : Jika Anda tidak setuju dengan pernyataan yang ada

NO	PERNYATAAN	YA	TIDAK
1	Apakah materi Bahasa Inggris yang dikembangkan akan sesuai untuk mengenalkan Bahasa Inggris di taman kanak-kanak		
2	Apakah materi Bahasa Inggris yang dikembangkan akan mendukung kebutuhan siswa di taman kanak-kanak		
3	Apakah materi Bahasa Inggris yang dikembangkan akan sesuai dengan usia siswa di taman kanak-kanak		
4	Apakah materi Bahasa Inggris <i>Animal</i> akan sesuai dengan kebutuhan siswa di taman kanak-kanak		
5	Apakah materi Bahasa Inggris <i>Animal</i> akan menarik minat belajar siswa di taman kanak-kanak		
6	Apakah materi Bahasa Inggris <i>Animal</i> akan memudahkan siswa taman kanak-kanak dalam mempelajari Bahasa Inggris		
7	Apakah aktifitas dalam materi yang dikembangkan akan bervariasi		
8	Apakah aktifitas dalam materi yang dikembangkan akan mendorong partisipasi aktif siswa taman kanak-kanak		
9	Apakah aktifitas dalam materi yang dikembangkan akan mendukung siswa taman kanak-kanak dalam menggunakan Bahasa Inggris		
10	Apakah materi Bahasa Inggris yang dikembangkan akan mendukung pengembangan keterampilan mendengarkan, berbicara, membaca dan menulis siswa taman kanak-kanak		
11	Apakah materi Bahasa Inggris yang dikembangkan akan mampu memperkenalkan kosakata sesuai dengan tema yang disajikan		
12	Apakah materi Bahasa Inggris yang dikembangkan akan memfasilitasi guru dalam mengajarkan Bahasa Inggris		
13	Apakah materi Bahasa Inggris yang dikembangkan akan mudah diajarkan oleh guru		
14	Apakah guru akan mampu menilai perkembangan keterampilan berbahasa Inggris siswa dengan materi yang dikembangkan		
15	Materi Bahasa Inggris yang dikembangkan akan mendukung interaksi sosial siswa taman kanak-kanak		
16	Apakah materi Bahasa Inggris yang dikembangkan akan menciptakan kondisi interaktif dalam kelas		
17	Materi Bahasa Inggris yang dikembangkan akan mendukung seluruh aspek perkembangan siswa taman kanak-kanak (aspek agama dan moral, fisik-motorik, kognitif, bahasa, sosial-emosional, dan seni)		
18	Apakah materi Bahasa Inggris yang dikembangkan akan memiliki tampilan yang menarik untuk siswa taman kanak-kanak		

	kanak		
19	Apakah input (gambar,kata dan aktifitas) akan sesuai dengan tingkat kemampuan siswa manak-anak		
20	Apakah input (gambar,kata dan aktifitas) akan mendorong keinginan siswa manak-anak untuk mempelajari Bahasa Inggris		

C. Saran dan kritik secara umum terhadap materi yang telah dikembangkan.

1. Bagaimana pendapat anda terhadap materi yang telah disusun?
2. Apa saja kekurangan yang terdapat dalam materi yang telah disusun?
3. Apa saran Anda untuk memperbaiki kekurangan tersebut?

Kesimpulan

Dapat disimpulkan bahwa materi yang telah dikembangkan:

- (a). Sudah baik dan tidak perlu revisi
- (b). Sudah baik tapi masih perlu revisi
- (c). Belum baik dan masih perlu banyak revisi

Validator

.....

The Rating Scale

Grade Scale	Verbal Scale
81-100	Very Good
61-80	Good
41-60	Sufficient
21-40	Bad
0-20	Very Bad

APPENDIX 3

INTERVIEW TRANSCRIPT

Date of interview section : February 20th, 2020 at PAUD Terpadu Joy Kids Makassar

- a) R : *Do you think English is necessary to be taught in kindergarten?, Could you please give the reason?*

T: *Actually, English is not a compulsory subject to be given to students in kindergarten. It is also not really easy to teach them a new language at their current age. However, in our kindergarten, we still provide English as an interlude.*

- b) R : *How is the process of introducing English in PAUD Terpadu Joy Kids?*

T: *Considering the ability of children in learning at their age, so I just teach them English vocabularies as the basic knowledge for them.*

- c) R : *How is the response of the students when they learn English?*

T: *The students here are so active in learning process. It can be as the response to the lesson or even they were playing with their friends. That is why, as the teachers of kindergarten, we need to bring out the material in various and interesting way. Besides, we should be ready to answer all shocking questions coming from the students. As we know, the children at this age have big curiosity.*

- d) R : *How long is the duration of English class in PAUD Terpadu Joy Kids?*

T: *Actually, English does not take too long time in this kindergarten. When the students learn about things in the school, I will give them some related vocabularies in English to them.*

- e) R : *To what extent is the English skill of the students in PAUD Terpadu Joy Kids?*

T: *The students here still learn vocabulary. We can not give them any conversation yet considering their ability in learning process.*

- f) R : *How is the vocabulary comprehension of the students in PAUD Terpadu Joy Kids?*

T: *They still have limited vocabulary because the material that we use here just provide five English words in every theme.*

- g) R : *What is the difficulty of the students in PAUD Terpadu Joy Kids when they learn English?*

T: *Hmmm....our students were so easy to feel bored when they learn something which is not interesting to them. Eventhough learning English is something new at their age and they have no any prior knowledge of it, the students will not learn well as long as the material can not attract them.*

- h) R : *What is the difficulty experienced by the teacher in teaching English?*

T: *In our kindergarten, there are three teachers including me and the headmaster. However, there is only one teacher who was graduated from English Department. Unfortunately, he can not teach here everyday. Since I was not English graduate, so I have limited skill in teaching English. However, I am still be able to provide my students with English vocabularies.*

- i) R : *Is there an environment theme presented in students' leaarning activity?*

T: *Oh..yes, we have some themes to be taught to our students including "environment". This theme is divided into several subs*

such as my school, my home, home yard, etc. Then, one sub will be given to students in every meeting.

- j) R : *What is the expectation of English learning in PAUD Terpadu Joy Kids?*

T: In the level of kindergarten, introducing language is started by simple thing such as letter, word and simple sentence. That is why it becomes the expectation for our students that they are able to master English vocabulary.

- k) R : *How is the learning activity of English given in PAUD Terpadu Joy Kids?*

T: Usually, the students learn in an expressive way. Since the students in kindergarten are still not be able to learn seriously, so their learning is like playing. However, in every activity, there are some aspects that should be covered such as morality, religion, language, cognitive, physic, and art.

- l) R: *How is the English learning activity expected to be given in PAUD Terpadu?*

T: It is just as what we usually see in most kindergarten that the English learning activity should be fun, active, and effective for the students. Eventhough their learning is like playing, but it should give them impact, in this case is the knowledge itself. Hence, they will have prior knowledge of English before starting the higher school.

- m) R: *How is the design of English material for kindergarten students?*

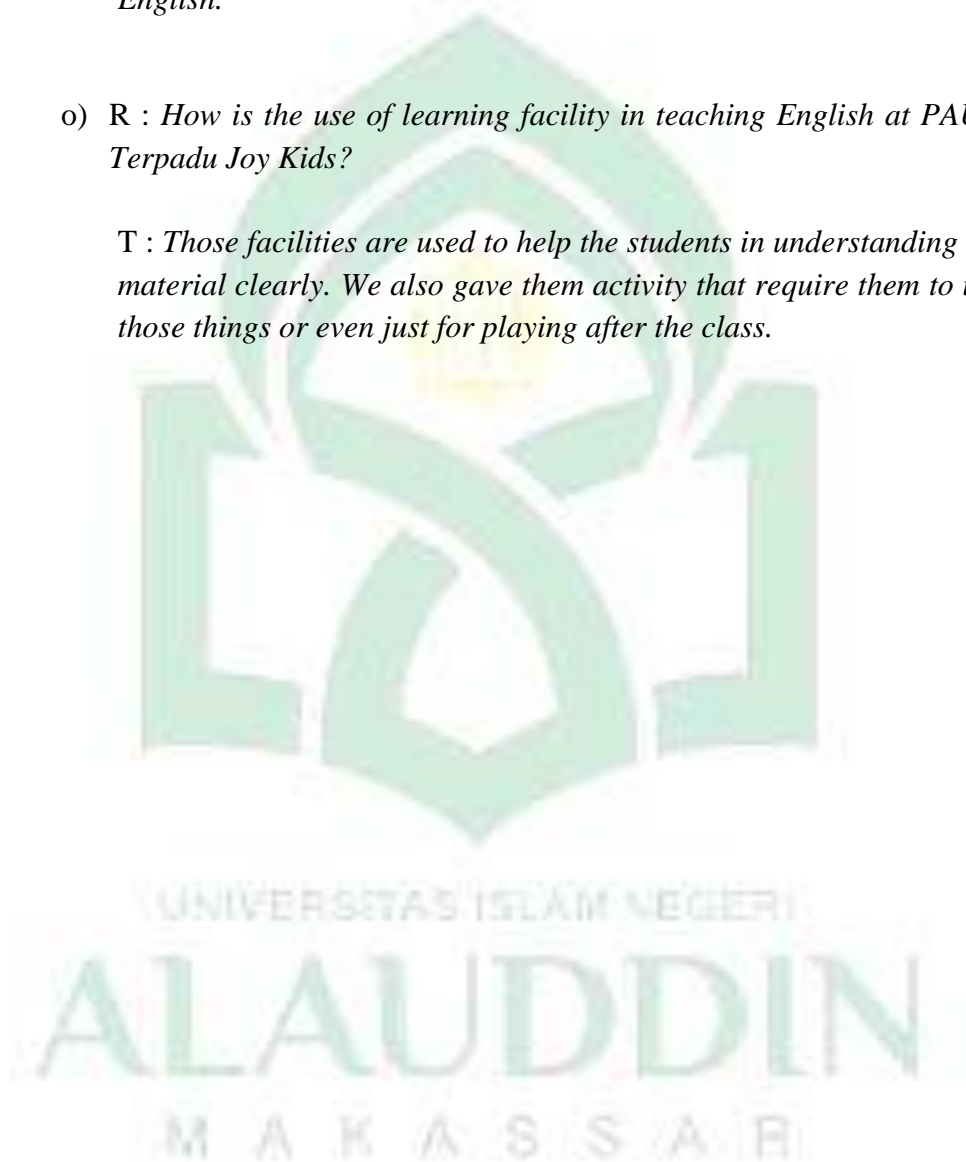
T : For students at this age, The material should present pictures to illustrate the words or sentences. Besides, it must be colorful as well. While some aspects which I have stated before should be involved in every activity provided in the material.

- n) R : *Is the facility provided in PAUD Terpadu Joy Kids support English learning activity?*

T: *Our kindergarten provide some facilities for the students such as learning magazine, learning toys, speaker, and other things as we can see here. We can utilize these facilities to teach the students English.*

- o) R : *How is the use of learning facility in teaching English at PAUD Terpadu Joy Kids?*

T : *Those facilities are used to help the students in understanding the material clearly. We also gave them activity that require them to use those things or even just for playing after the class.*



APPENDIX 4

DOCUMENTS

(SYLLABUS, LESSON PLAN, THE EXISTING MATERIAL)

Syllabus

PROGRAM SEMESTER
TAHUN PELAJARAN 2016-2017

TAMAN KANAK-KANAK JOY KIDS
KELOMPOK USIA : 5-6 TAHUN
SEMESTER : I (Satu)

NO	KOMPETENSI DASAR	TEMA/SUB-TEMA/SUB-SUB-TEMA & ALOKASI WAKTU																
		DIRIKU				KELUARGAKU				LINGKUNGANKU				BINATANG				
		IDENTITAS	TUBUHKU	TUBUHKU	KESUKSESAN	ANGGOTA KELUARGA	PROSES KELUARGA	RUMAHKU	SEKOLAHKU	IKAN	AYAM	MAKUT	HUTAN					
		1	2	3	4	5	6	7	8	9	10	11	12	13	14	15	16	17
3	3.1 Mengenal kegiatan beribadah sehari-hari	4.1. Melakukan kegiatan beribadah sehari-hari dengan tuntunan orang dewasa	✓		✓		✓	✓										
	3.2 Mengenal perilaku baik sebagai cerminan akhlak mulia	4.2. Menunjukkan perilaku santun sebagai cerminan akhlak mulia				✓		✓	✓	✓							✓	
	3.3 Mengenal anggota tubuh/fungsi	4.3. Menggunakan anggota tubuh	✓	✓	✓	✓	✓	✓	✓	✓	✓	✓	✓	✓	✓		✓	

Weekly Lesson Plan



Daily Lesson Plan

Rencana Pelaksanaan Pembelajaran Harian
< R. P. P. H >

Kelompok / Usia : B / 5-6 Tahun
 semester / Minggu : I / IX
 Tema / sub. Tema / sub-sub Tema : Lingkunganku / Rumahku <1> / Halaman Rumah
 Hari / Tanggal : Selasa, 24 September 2019

Kompetensi Dasar < KD >

2.1, 2.12, 2.2, 2.8, 3.3-4.3, 3.6-4.6, 3.10-4.10, 3.11-4.11, 3.12-4.12, 3.15-4.15

Indikator pencapaian Pembelajaran

Beberapa indikator pencapaian pembelajaran pada kegiatan Inti, antara lain =

- Anak mengurutkan benda dari terbesar sampai terkecil
- Anak melatih motorik kasar
- Anak menyangi
- Anak melatih motorik halus

Media dan sumber belajar

- Tanaman bunga, pot, tanah, gambar-gambar, bak pasir

Langkah kegiatan

I. Pembukaan ± 30 menit

- Berdoa, Salam
- Bermain permainan ular naga
- Tanya jawab tentang halaman rumah

II. Inti ± 60 menit

a. Mengamati

- Anak mengamati peralatan untuk menanam bunga

b. Menanya

- Anak didorong untuk bertanya tentang tata tertib permainan ular naga, peralatan untuk menanam bunga
- Anak melakukan tanya jawab.

I. Pembukaan \pm 30 menit

- Berdoa, Salam
- Bermain permainan ular naga
- Tanya jawab tentang halaman rumah

II. Inti \pm 60 menit

a. Mengamati

- Anak mengamati peralatan untuk menanam bunga

b. Menanya

- Anak didorong untuk bertanya tentang tata tertib permainan ular naga, peralatan untuk menanam bunga
- Anak melakukan tanya jawab.

c. Mengumpulkan informasi, menalar dan mengkomunikasikan

- Anak memperhatikan penjelasan guru tentang tata tertib permainan ular naga, peralatan untuk menanam bunga.

* Area sains

\Rightarrow Menanam bunga dalam pot

- Anak mengamati peralatan untuk menanam bunga
- Anak mendengar informasi dari guru tentang cara menanam bunga dalam pot
- Anak secara berkelompok dapat menanam bunga dalam pot

* Area matematika

\Rightarrow Mengurutkan gambar sapu yang terbesar sampai yang terkecil

- Anak mengamati gambar sapu
- Anak mendapat informasi dari guru tentang urutan sapu yang terbesar sampai terkecil
- Anak dapat mengurutkan gambar sapu dari terbesar sampai terkecil

* Area bermain pasir membuat rumah

- Anak mengamati peralatan pasir
- Anak mendengar informasi guru cara membuat rumah dari pasir
- Anak berimajinasi dgn membuat rumah dari pasir
- Anak menceritakan hasil karyanya.

III. Istirahat, makan, bermain \pm 30 menit

IV. Penutup \pm 30 menit

- Menyanyi lagu "Ambil sapu" sapulah bersih
- Diskusi tentang kegiatan satu hari
- Berdoa, salam

MENYETUJUI
KERALA TK JOY KIDS

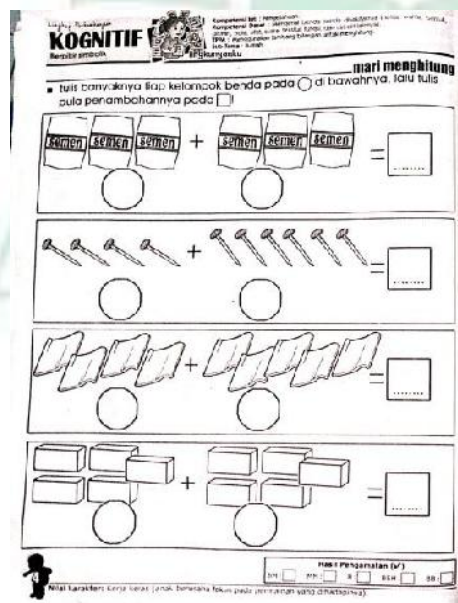
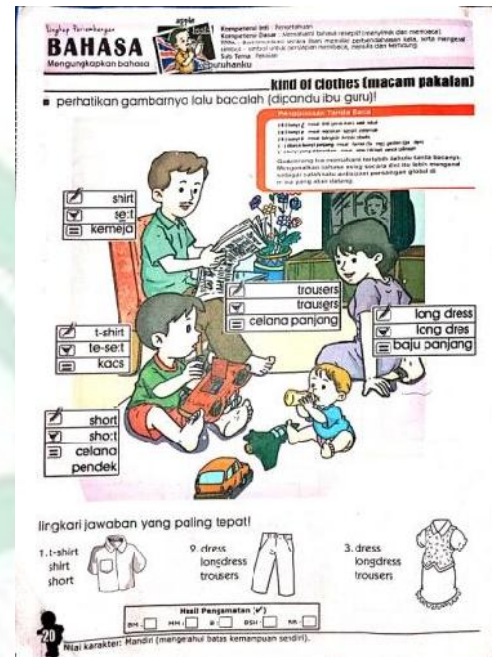
JUNAEDAH S.Pd, M.Pd

MAKASSAR, 23 SEPTEMBER 2019
GURU KELOMPOK B

HASUNDAH NUR S.Sos

The Existing Material

(Citra TK)



[illegible][illegible]

APPENDIX 5

INVENTORY NEEDS

Learning Ability
Vocabulary (Basic)
Learning Priority
Vocabulary
Number
Phrase/ Simple Sentence
Art
Learning Style
Learning through playing
Learning through picture
Learning through video
Learning through audio
Learning through interesting material
Learning Objective
Introducing vocabulary
Integrating vocabulary in six self development aspect

APPENDIX 6

THE SYLLABUS

Main Theme/ Sub of Theme	Basic Competence	Indicator	Learning Activity	Learning Source	Evaluation	Duration
ENVIRONMENT “Home Yard”	2.2 Having the attitude showing curiosity					
	2.4 Having the attitude showing aesthetic behavior	Not stated directly				
	2.8 Having the attitude showing independency				Observation	
	2.12 Having the attitude showing responsibility					
	3.3 Recognizing parts of body, function, and movement for hard and soft motor development	3.3.1 Identifying things (Roof, wall, door, etc) 3.3.2 Identifying things at home yard	Students learn some parts of home building Students learn some things at home yard	<ul style="list-style-type: none"> • Learning material • Pictures • Realia • Teacher's voice 	Observation	15 m
	4.3 Utilizing parts of body for hard and soft motor development	4.3.1 Creating home by using paper 4.3.2 Exploring things at home yard	“Sticking Shapes (Home)” “Finding Things” (students should find items at home yard in their school)		Students' creation	

	<p>3.6 Recognizing things around people (name, color, shape, size, pattern, characteristic, sound, texture and others.)</p>	<p>3.6.1 Identifying name of things at home yard</p>	<p>Students should recognize things at home yard</p>	<ul style="list-style-type: none"> • Learning material • Pictures • Realia • Teacher's voice 	Observation	15 m
	<p>4.6 Conveying things around people (name, color, shape, size, pattern, characteristic, sound, texture and others) through the creation</p>	<p>4.6.1 Counting things at home yard</p>	<p>“Counting Things”</p>			
	<p>3.10 Understanding the receptive language skills (Listening and Reading)</p>	<p>3.10.1 Imitating the pronunciation of the English vocabulary correctly</p> <p>3.10.2 Reading some simple sentences “This is a chair”</p>	<p>“Repeat After Me” (Teacher leads the students to pronounce vocabulary and to read simple sentences)</p>	<ul style="list-style-type: none"> • Learning material • Pictures • Realia • Teacher's voice 	Observation	15 m
	<p>4.10 Showing the ability to use the receptive language skills (Listening and Reading)</p>	<p>4.10.1 Showing the ability to listen English vocabulary</p> <p>4.10.2 Showing the ability to read simple sentences</p>	<p>“Following Instruction” (The students listen to the vocabulary and point the picture)</p> <p>“Answer Me” (The teacher ask the name of picture to the students and they answer it)</p> <p>T : What is this? S : This is a Flower</p>			

	<p>3.11 Understanding the expressive language (verbal and non verbal)</p>	<p>3.11.1 Knowing the alphabet in English</p> <p>3.11.2 Imitating the way to express agreement and disagreement</p> <p>3.11.3 Identifying kinds of emotions</p>	<p>Teacher shows the alphabet to students</p> <p>Teachers leads the students to express agreement and disagreement in simple way (Yes or No)</p> <p>Students learn some kinds of emotions</p>	<ul style="list-style-type: none"> • Learning material • Pictures • Teacher's voice 	Observation	15 m
	<p>4.11 Showing the ability to use the expressive language (verbal and non verbal)</p>	<p>4.11.1 Showing the ability to write alphabet</p> <p>4.11.2 Showing agreement and disagreement to behavior</p> <p>4.11.3 Showing emotions over the situations</p>	<p>“Connecting Line” (students connect the line of alphabet to see the word clearly)</p> <p>“What Should I Do?” (students show agreement and disagreement through good and bad behavior)</p> <p>“What I Feel” (Students decide their emotion toward some situations)</p> <p>“Repeat After Me” (Teacher leads the students to pronounce alphabet)</p> <p>“Spelling Words” (Students arrange the letter into word after the teacher says each letter)</p>	<ul style="list-style-type: none"> • Learning material • Pictures • Teacher's voice 		
	<p>3.12 Recognizing early literacy through playing</p> <p>4.12 Showing the skill of early literacy through playing</p>	<p>3.12.1 Imitating the pronunciation of alphabet in English</p> <p>4.12.1 Showing the ability to understand alphabet in English</p>			Observation	15 m

	<p>3.15 Recognizing various creations and art activities</p> <p>4.15 Showing various creations and art activities by using media.</p>	<p>3.15.1 Identifying things to be colored</p> <p>3.15.2 Recognizing a song to be sung</p> <p>4.15.1 Showing the result of coloring picture</p> <p>4.15.2 Showing the action of the song</p>	<p>Students recognize the things to be colored</p> <p>The teacher help the students to read the song lyric</p> <p>“Coloring things”</p> <p>“Sing a Song”</p>	<ul style="list-style-type: none"> • Learning material • Pictures • Teacher s’ voice • Video 	<p>Observation</p> <p>Students’ creation</p>	15 m
--	---	--	--	--	--	------

APPENDIX 7

THE ENGLISH MATERIAL

WHAT SHOULD I DO

Aspect : Morality and Religion

KI : Knowledge

KD : 3.11 Understanding the expressive language (verbal and non verbal)

4.11 Showing the ability to use the expressive language (verbal and non verbal)

Indicator : 3.11.1 Imitating the way to express agreement and disagreement

4.11.1 Showing agreement and disagreement to behavior

Learning Steps :

1. The teacher explains the instruction of the activity
2. The teacher helps the students to identify each picture on the worksheet
3. The teacher helps the students to pronounce the phrase described each picture
4. The teacher guides the students to recognize the simple use of words YES and NO and how to pronounce it correctly
5. The teacher ask the students to work the exercise by writing the word YES if the picture shows a good attitude and NO if the picture showed a bad attitude in the box which has been provided below the phrases.
6. The result of the learning is observed by the teacher to know if the students have understood the knowledge of morality and to use the word YES and NO appropriately

MORALITY & RELIGION

Main Competence (KI) : Knowledge

Basic Competence (KD) : 3.11 – 4.11

What Should I do?

(Apa Yang Harus Kulakukan)

- ✚ Write **"Yes"** if the behavior is good (Tulis **"Ya"** jika perilaku tersebut benar)
- ✚ Write **"No"** if the behavior is wrong (Tulis **"Tidak"** jika perilaku tersebut salah)



THROWING TRASH ON ROAD
(MEMBUANG SAMPAH DI JALAN)



THROWING TRASH IN GARBAGE
(MEMBUANG SAMPAH DI TEMPAT SAMPAH)



WATERING FLOWER
(MENYIRAM BUNGA)



DESTROYING FLOWER
(MERUSAK BUNGA)

COLORING

Aspect : Art

KI : Skill

KD : 3.15 Identifying things to be colored

4.15 Showing various creations and art activities by using media.

Indicators : 3.15.1 Identifying things to be colored

4.15.1 Showing the result of coloring picture

Learning Steps

1. The teacher explains the instruction of the activity
2. The teacher scan the barcode and play the video to introduce the students about colors
3. The teacher teaches the pronunciation of the colors
4. The teacher helps the students to identify the things to be colored on the worksheet
5. The teacher ask the students to do coloring on the worksheet by paying attention to the colored that should be given
6. The result of students' work is observed by the teacher to give assesment

ART

Main Competence (KI) : Skill

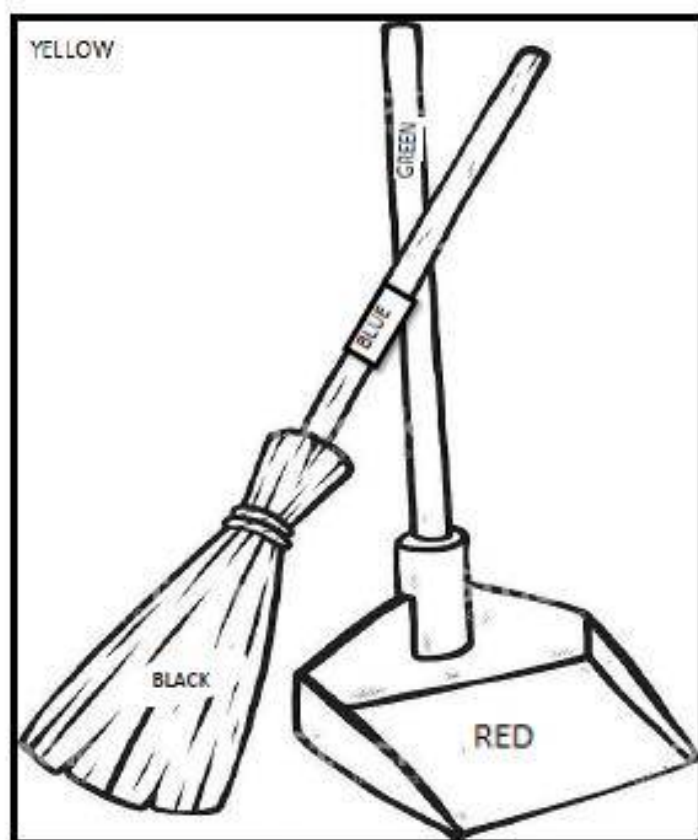
Basic Competence (KD) : 3.15 – 4.15



Scan It

COLORING (MEWARNAI)

- Give the color to this picture (Beri warna pada gambar ini)
- Follow the color written in the picture (Ikuti warna yang tertulis dalam gambar)



BLUE



GREEN



BLACK



RED



YELLOW

BROOM
(SAPU)

GARBAGE SHOVEL
(SKOP SAMPAH)

FINDING THINGS

Aspect	: Language
KI	: Knowledge
KD Reading)	: 3.10 Understanding the receptive language skills (Listening and Reading)
	4.10 Showing the ability to use the receptive language skills (Listening and Reading)
Indicators correctly	: 3.10.1 Imitating the pronunciation of the English vocabulary correctly
	3.10.2 Reading some simple sentences “This is a chair”
	4.10.1 Showing the ability to listen English vocabulary
	4.10.2 Showing the ability to read simple sentences

Learning Steps:

1. The teacher shows the picture of home yard to the students
2. The teacher points each thing in home yard and say its name and the students should repeat it
3. The teacher writes on the blackboard the simple sentence for each thing e.g “This is a chair”
4. The teacher guides the students to read the sentences
5. The students were invited to go to the school yard
6. The teacher asks the students to find the same thing as on the picture and they should say for example “This is a fence”
7. The teacher observes the students in practicing their English

LANGUAGE

Main Competence (KI) : Knowledge

Basic Competence (KD) : 3.10 – 4.10

FINDING THINGS (MENEMUKAN BENDA)

- ✦ Students learn to understand the things (Siswa belajar memahami benda)
- ✦ Students learn how to pronounce the words (Siswa belajar cara mengucapkan kata)
- ✦ Students try to find the things at school (Siswa mencoba menemukan benda di sekolah)

THINGS IN HOME YARD



MATCHING

Aspect	: Cognitive
KI	: Knowledge
KD	: 3.6 Recognizing things around people (name, color, shape, size, pattern, characteristic, sound, texture and others.) 4.6 Conveying things around people (name, color, shape, size, pattern, characteristic, sound, texture and others) through the creation
Indicators	: 3.6.1 Identifying name of things at home yard 3.6.2 Counting things at home yard

Learning Steps

1. The teacher explains the instruction of the activity
2. The teacher scans the barcode and play the video to introduce number in English
3. The students were guided by the teacher to pronounce the number in English correctly
4. The teacher asks the students to work on the worksheet by matching the total of each thing in home yard with the appropriate number
5. The teacher observes the result of students worksheet

COGNITIVE

Main Competence (KI) : Knowledge

Basic Competence (KD) : 3.6 – 4.6



Scan It

MATCHING (MENCOCOKKAN)

- ✚ Count the things (hitunglah benda tersebut)
- ✚ Match them to the number by connecting the line (Pasangkan dengan jumlah angka dengan menyambungkan garisnya)



1 (ONE)



3 (THREE)



2 (TWO)



5 (FIVE)



4 (FOUR)

ENGLISH ALPHABET

Aspect : Language

KI : Knowledge

KD : 3.12 Recognizing early literacy through playing

4.12 Showing the skill of early literacy through playing

Indicators : 3.12.1 Imitating the pronunciation of alphabet in English

4.12.1 Showing the ability to understand alphabet in English

Learning Steps

1. The teacher scans the barcode and play the video to introduce the students about English alphabet
2. The teacher guides the students to pronounce all the alphabet
3. The teacher invites the students to play in spelling games
4. The teachers divides the students into groups consists of three people
5. The teachers gives sticky alphabet to each group
6. The teacher gives each word to each group by spelling it and they one sudents in each group should stick one letter as what the teacher said.
7. The teacher observes how the students' understanding over the English alphabet



LANGUAGE

Main Competence (KI) : Knowledge

Basic Competence (KD) : 3.12 – 4.12



Scan it

English Alphabet (Alfabet Bahasa Inggris)

Teacher helps the students to learn the pronunciation of English alphabet (guru membantu siswa untuk mempelajari pengucapan alfabet Bahasa Inggris)

A [ei]	B [bi:]	C [si:]	D [di:]
E [i:]	F [ɛf]	G [dʒi:]	H [ɛtʃ]
I [aɪ]	J [dʒeɪ]	K [keɪ]	L [ɛl]
M [ɛm]	N [ɛn]	O [ou]	P [pi:]
Q [kju:]	R [ɔr]	S [ɛs]	T [ti:]
U [ju:]	V [vi:]	W [ˈdʌbəl ju:]	X [ɛks]
Y [waɪ]	Z [zi:]/[zed]		



COUNTING THINGS

Aspect	: Cognitive
KI	: Knowledge
KD	: 3.6 Recognizing things around people (name, color, shape, size, pattern, characteristic, sound, texture and others.) 4.6 Conveying things around people (name, color, shape, size, pattern, characteristic, sound, texture and others) through the creation
Indicators	: 3.6.1 Identifying name of things at home yard 4.6.1 Counting things at home yard

Learning Steps

1. The teacher explains the instruction of the activity
2. The teacher helps the students to identify the things on the worksheet
3. The teacher asks the students to do the exercise
4. The students should write the right number beside each thing which shows the total of the thing
5. After finishing it, the students were asked to convey the total of each thing
6. The teacher observes the result of students' work



COGNITIVE

Main Competence (KI) : Knowledge

Basic Competence (KD) : 3.6 – 4.6

Counting Things (Menghitung Benda)

- ✦ Students count the total of each thing (Siswa menghitung jumlah masing-masing benda)
- ✦ Students write the total of each thing (Siswa menuliskan jumlah masing-masing benda)



=



=



=



=



=

1 (ONE)

2 (TWO)

3 (THREE)

4 (FOUR) 5 (FIVE)



COLORING

Aspect : Morality and Religion

KI : Skill

KD : 3.15 Recognizing various creations and art activities

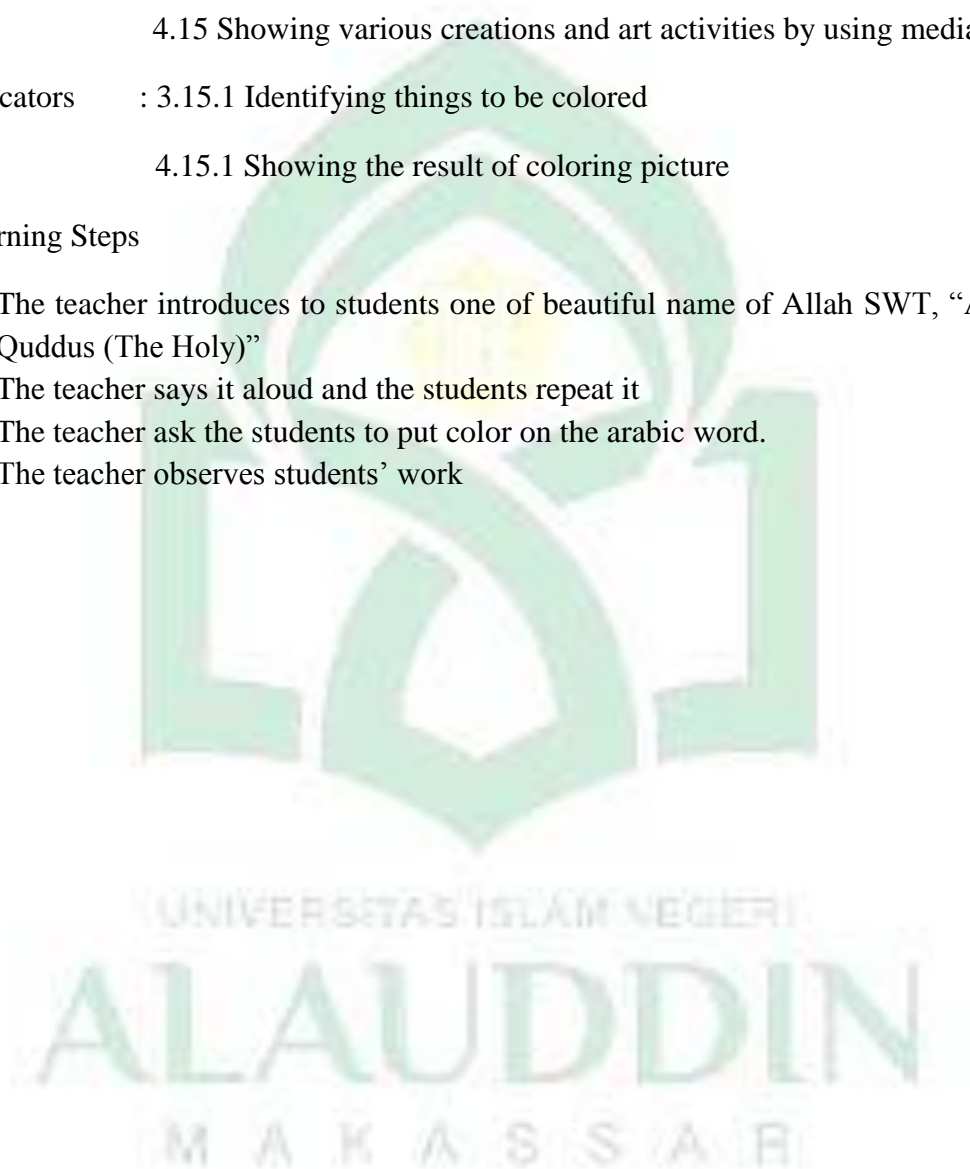
4.15 Showing various creations and art activities by using media.

Indicators : 3.15.1 Identifying things to be colored

4.15.1 Showing the result of coloring picture

Learning Steps

1. The teacher introduces to students one of beautiful name of Allah SWT, “Al-Quddus (The Holy)”
2. The teacher says it aloud and the students repeat it
3. The teacher ask the students to put color on the arabic word.
4. The teacher observes students’ work




MORALITY & RELIGION

Main Competence (KI) : Skill

Basic Competence (KD) : 3.15 – 4.15

COLORING (MEWARNAI)

✚ Give colours to the picture below (Berilah warna pada gambar di bawah ini)



THE HOLY = YANG MAHA SUCI

STICKING SHAPES

Aspect	: Physical and Motoric
KI	: Skill
KD	: 3.3 Recognizing parts of body, function, and movement for hard and soft motor deveopment 4.3 Utilizing parts of body for hard and soft motor development
Indicators	: 3.3.1 Identifying some parts of home (Roof, wall, door, etc) 4.3.1 Creating home by using paper

Learning Steps

1. The teacher guides the students to identify the parts of home (Roof, wall, door, window)
2. The teacher says all the parts of home and the students repeat it
3. The teacher asks the students to do the activity
4. The students cut all the parts of home and stick it on the appropriate position
5. The teacher observes the result of students creation



Physic-Motoric

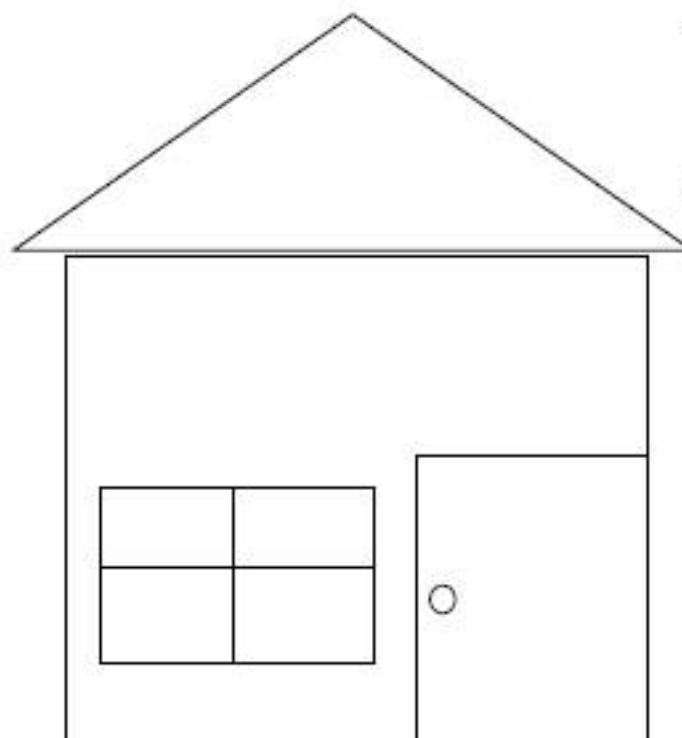
Main Competence (KI) : Skill

Basic Competence (KD) : 3.3 - 4.3

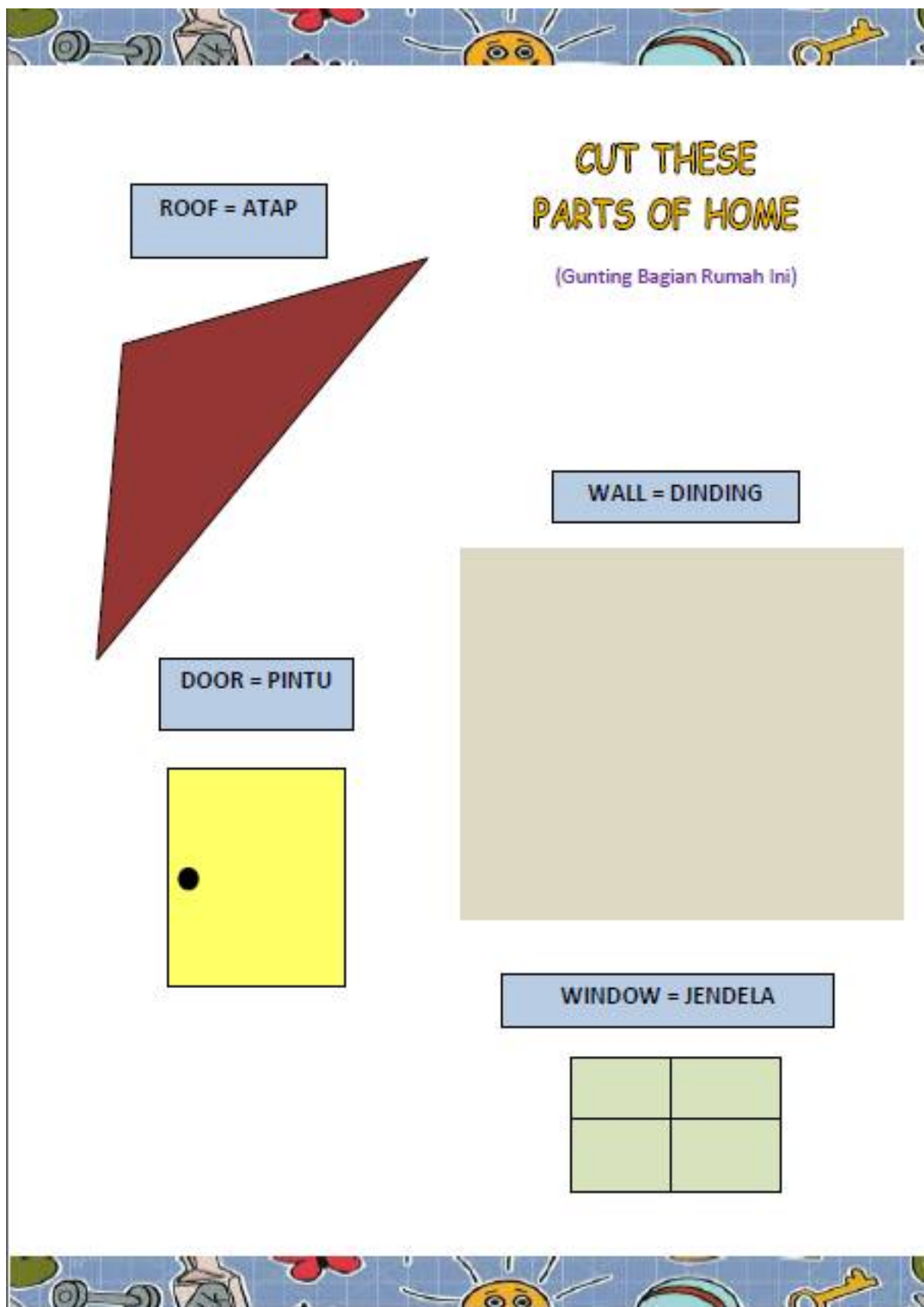


Sticking Shapes (MENEMPEL BENTUK)

-  Cut the parts of home (gunting bagian-bagian rumah tersebut)
-  Stick those parts on the right position (tempel bagian-bagian tersebut pada posisi yang benar)



HOME = RUMAH



EMOTIONS & WHAT DO I FEEL

Aspect	: Social-Emotional
KI	: Knowledge
KD	: 3.11 Understanding the expressive language (verbal and non verbal)
	4.11 Showing the ability to use the expressive language (verbal and non verbal)
Indicators	: 3.11.1 Identifying kinds of emotions
	4.11.2 Showing emotions over the situations

Learning Steps

1. The teacher scans the barcode and play the video to introduce students about emotions in English
2. The teacher says kinds of emotions and the students repeat it
3. The teacher asks the students to see the worksheet “WHAT DO I FEEL”
4. The teacher helps the students to identify each picture
5. The students should recognize the picture
6. The students should choose what they feel toward the situation on the picture by giving checklist sign to one of the emotions in the box
7. The teacher ask the students about their choice
8. The students observes the students’ work

Social-Emotional

Main Competence (KI) : Knowledge

Basic Competence (KD) : 3.11 – 4.11



Scan it

EMOTIONS

(EMOSI)

- ✚ Students learn kinds of emotions in English (Siswa mempelajari jenis-jenis emosi dalam Bahasa Inggris)
- ✚ Teacher helps the students to pronounce the name of the emotions (guru membantu siswa untuk mengucapkan nama-nama emosi)



HAPPY = SENANG



SAD = SEDIH



ANGRY = MARAH



COLD = DINGIN

Social-Emotional

Main Competence (KI) : Knowledge

Basic Competence (KD) : 3.3 – 4.3 / 3.11 – 4.11

WHAT DO I FEEL?

(APA YANG SAYA RASAKAN?)

- ✦ Choose your feeling to these pictures (Pilih perasaan kalian pada gambar ini)
- ✦ Give checklist to your choice (Beri tanda centang pada pilihan kalian)


☐

HAPPY

☐

SAD


☐

COLD

☐

ANGRY


☐

HOT

☐

COLD


☐

SAD

☐

HAPPY

CONNECTING LINES

Aspect : Language

KI : Knowledge

KD : 3.11 Understanding the expressive language (verbal and non verbal)

4.11 Showing the ability to use the expressive language (verbal and non verbal)

Indicators : 3.11.1 Knowing the alphabet in English

4.11.1 Showing the ability to write alphabet

Learning Steps

1. The teacher guides the students to do brainstorming about English alphabet
2. The teacher guides the students to identify each picture on the worksheet
3. The students should connect the line of each word to see it clearly
4. The students say each word of the picture
5. The teacher observes the result of students' work

LANGUAGE

Main Competence (KI) : Knowledge

Basic Competence (KD) : KD 3.11-4.11

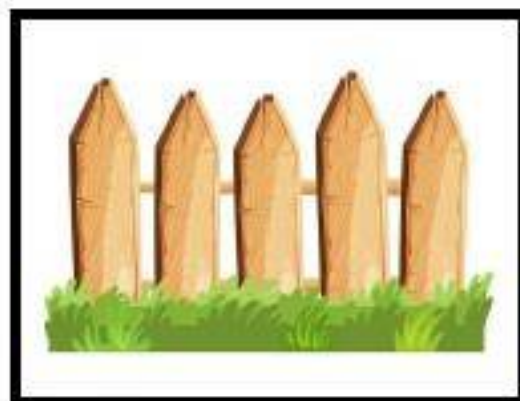
CONNECTING LINE (MENYAMBUNGKAN GARIS)



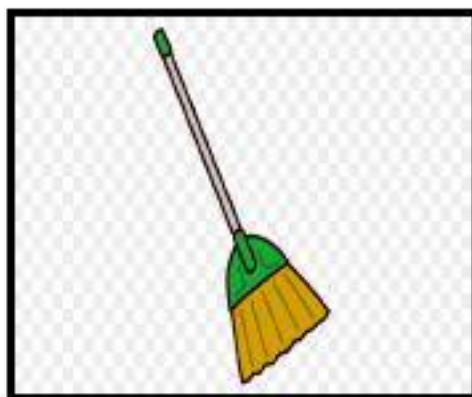
Connect the line of these words (Sambungkan garis dari kata-kata ini)



TREE



FENCE



BROOM



CHAIR

SINGING A SONG

Aspect : Art

KI : Skill

KD : 3.15 Recognizing various creations and art activities

4.15 Showing various creations and art activities by using media.

Indicators : 3.15.1 Recognizing a song to be sung

4.15.1 Showing the action of the song

Learning Steps

1. The teacher asks the students to stand up
2. The teacher play the video by scanning the barcode
3. The teacher explain to the students what song that they are going to sing
4. The students should sing together with teacher
5. The teacher explain the meaning of the song
6. The teacher observe students' participation



ART

Main Competence (KI) : Skill

Basic Competence (KD) : 3.15 – 4.15



Scan It

LET'S SING (AYO BERNYANYI)

- ✦ The teacher and the students should stand up and sing together (Guru dan siswa harus berdiri dan menyanyi bersama)
- ✦ Scan the barcode to see the song video (Scan barcode untuk melihat video lagu)

RAIN RAIN GO AWAY (HUJAN - HUJAN PERGILAH)

1 Rain, rain, go away
Come again another day
Cory really wants to play
Rain, rain, go away

2 Rain, rain, go away
Come again another day
Bobby really wants to play
Rain, rain, go away

3 Rain, rain, go away
Come again another day
Lisa really wants to play
Rain, rain, go away

4 Rain, rain, go away
Come again another day
Ricky really wants to play
Rain, rain, go away

5 Rain, rain, go away
Come again another day
Billy really wants to play
Rain, rain, go away

6 Rain, rain, go away
Come again another day
Elliot really wants to play
Rain, rain, go away

7 Rain, rain, you can stay
We can still go out today
All our friends want to play
We can still have this way



APPENDIX 8

Peer Evaluation Result

Researcher : Wulandari Noor Rasyid

Title : Developing Environment theme English Material for Early Young
Learners at PAUD Terpadu Joy Kids, Makassar

Lembar review checklist ini bertujuan untuk mengetahui kesesuaian materi ajar Bahasa Inggris untuk siswa di PAUD Terpadu Joy Kids, Makassar.

A. Data Responden

Nama : Peer Evaluator

Umur : -

Jenis kelamin : F/M

B. Isilah table berikut dengan member tanda centang (✓) pada kotak yang tersedia.

YA : Jika Anda setuju dengan pernyataan yang ada.

TIDAK : Jika Anda tidak setuju dengan pernyataan yang ada



NO	PERNYATAAN	YA	TIDAK
1	Apakah materi Bahasa Inggris yang dikembangkan akan sesuai untuk mengenalkan Bahasa Inggris di taman kanak-kanak	√	
2	Apakah materi Bahasa Inggris yang dikembangkan akan mendukung kebutuhan siswa di taman kanak-kanak	√	
3	Apakah materi Bahasa Inggris yang dikembangkan akan sesuai dengan usia siswa di taman kanak-kanak		√
4	Apakah materi Bahasa Inggris <i>Animal</i> akan sesuai dengan kebutuhan siswa di taman kanak-kanak	√	
5	Apakah materi Bahasa Inggris <i>Animal</i> akan menarik minat belajar siswa di taman kanak-kanak	√	
6	Apakah materi Bahasa Inggris <i>Animal</i> akan memudahkan siswa taman kanak-kanak dalam mempelajari Bahasa Inggris	√	
7	Apakah aktifitas dalam materi yang dikembangkan akan bervariasi		√
8	Apakah aktifitas dalam materi yang dikembangkan akan mendorong partisipasi aktif siswa taman kanak-kanak	√	
9	Apakah aktifitas dalam materi yang dikembangkan akan mendukung siswa taman kanak-kanak dalam menggunakan Bahasa Inggris	√	
10	Apakah materi Bahasa Inggris yang dikembangkan akan mendukung pengembangan keterampilan mendengarkan, berbicara, membaca dan menulis siswa taman kanak-kanak	√	
11	Apakah materi Bahasa Inggris yang dikembangkan akan mampu memperkenalkan kosakata sesuai dengan tema yang disajikan	√	
12	Apakah materi Bahasa Inggris yang dikembangkan akan memfasilitasi guru dalam mengajarkan Bahasa Inggris	√	
13	Apakah materi Bahasa Inggris yang dikembangkan akan mudah diajarkan oleh guru	√	
14	Apakah guru akan mampu menilai perkembangan keterampilan berbahasa Inggris siswa dengan materi yang dikembangkan	√	
15	Materi Bahasa Inggris yang dikembangkan akan mendukung interaksi sosial siswa taman kanak-kanak		√
16	Apakah materi Bahasa Inggris yang dikembangkan akan menciptakan kondisi interaktif dalam kelas	√	
17	Materi Bahasa Inggris yang dikembangkan akan mendukung seluruh aspek perkembangan siswa taman kanak-kanak (aspek agama dan moral, fisik-motorik, kognitif, bahasa, sosial-emosional, dan seni)		√
18	Apakah materi Bahasa Inggris yang dikembangkan akan memiliki tampilan yang menarik untuk siswa taman kanak-kanak	√	

	kanak		
19	Apakah input (gambar,kata dan aktifitas) akan sesuai dengan tingkat kemampuan siswa manak-anak		√
20	Apakah input (gambar,kata dan aktifitas) akan mendorong keinginan siswa manak-anak untuk mempelajari Bahasa Inggris		√

Aspect	Indicator	Items
The relevance of the material (Tomlinson, 2013)	4. The appropriateness of the material for childhood education in introducing English	30
	5. The appropriateness of the material toward the students' need	30
	6. The appropriateness of English material toward the age of students	0
The thematic material to introduce "Environment" in English (Soni, 2015)	4. The appropriateness of Environment theme for childhood education	40
	5. The Environment theme as a part of students' interest	30
	6. The influence of Environment theme for students' English learning	30
The learning activities in the developed material (Soni, 2015)	4. The variety of activity in the developed English material	0
	5. The influence of English material toward students' active participation	30
	6. The influence of English material for students to practice English	30
The skill and the competence in the developed material (Suyanto, 2007)	3. The influence of English material toward students English skill development	50
	4. The influence of English material to provide thematic vocabulary	50
Teachers' role toward the developed material (Tomlinson, 2013)	4. The use of the developed material as teaching reference for teacher	40
	5. The easiness of English material to be used by the teacher	30
	6. The use of English material in	30

	evaluating students skill development	
The learners' role toward the developed material (Tomlinson, 2013)	3. The influence of English material in students' social interaction 4. The influence of English material in creating interactive condition in the classroom	0 50
The existing of self development program in material (Permendikbud, 2015)	2. The appropriateness of English material the whole aspect in childhood education curriculum	0
The appearance of the developed material (Piaget in Boundless Psychology, 2015)	4. The attractiveness of the developed material for students 5. The appropriateness of the input (picture, vocabulary, activity) for students 6. The encouragement of the input for students to learn English	40 0 0
Total		510

C. Saran dan kritik secara umum terhadap materi yang telah dikembangkan.

1. Bagaimana pendapat anda terhadap materi yang telah disusun?

Secara keseluruhan, materi yang telah dibuat oleh peneliti sudah baik karena telah menyesuaikan dengan kebutuhan siswa di taman kanak-kanak. Selain itu, kegiatan juga disesuaikan dengan kompetensi dasar, indikator dan muatan kurikulum yang harus ada dalam materi anak TK. Materi juga telah didesain dengan menarik.

2. Apa saja kekurangan yang terdapat dalam materi yang telah disusun?

Materi yang telah dikembangkan masih kurang bervariasi

3. Apa saran Anda untuk memperbaiki kekurangan tersebut?

Evaluator 1 : Menambahkan lagi materi agar lebih bervariasi

Evaluator 2 : Menambahkan kegiatan menyanyi dalam materi

Evaluator 3 : Menambahkan lagi materi yang mendukung pengembangan kosakata

Evaluator 4 : Memperhatikan kembali gambar-gambar yang dimasukkan dalam lembar kerja dan memastikan materi telah sesuai dengan kompetensi dasar, indikator dan muatan kurikulum TK.

Kesimpulan

Dapat disimpulkan bahwa materi yang telah dikembangkan:

- (a). Sudah baik dan tidak perlu revisi
- (b). Sudah baik tapi masih perlu revisi
- (c). Belum baik dan masih perlu banyak revisi



APPENDIX 9

Expert Validation Result

EXPERT 1

Researcher : Wulandari Noor Rasyid

Title : Developing Environment theme English Material for Early Young Leaners at PAUD Terpadu Joy Kids, Makassar

Lembar review checklist ini bertujuan untuk mengetahui kesesuaian materi ajar Bahasa Inggris untuk siswa di PAUD Terpadu Joy Kids, Makassar.

A. Data Responden

Nama : Dr. Hj. Mardiana, M. Hum

Umur : -

Jenis kelamin : Perempuan

Pendidikan : a. D3 b. S1 c. S2 **d. S3**

Pengalaman mengajar : a. 0-2 th b. 2-4 th **c. >4 th**

B. Isilah table berikut dengan member tanda centang (✓) pada kotak yang tersedia.

YA : Jika Anda setuju dengan pernyataan yang ada.

TIDAK : Jika Anda tidak setuju dengan pernyataan yang ada



NO	PERNYATAAN	YA	TIDAK
1	Apakah materi Bahasa Inggris yang dikembangkan akan sesuai untuk mengenalkan Bahasa Inggris di taman kanak-kanak	√	
2	Apakah materi Bahasa Inggris yang dikembangkan akan mendukung kebutuhan siswa di taman kanak-kanak	√	
3	Apakah materi Bahasa Inggris yang dikembangkan akan sesuai dengan usia siswa di taman kanak-kanak		√
4	Apakah tema materi Bahasa Inggris <i>Environment</i> akan sesuai dengan kebutuhan siswa di taman kanak-kanak	√	
5	Apakah tema materi Bahasa Inggris <i>Environment</i> akan menarik minat belajar siswa di taman kanak-kanak	√	
6	Apakah tema materi Bahasa Inggris <i>Environment</i> akan memudahkan siswa taman kanak-kanak dalam mempelajari Bahasa Inggris	√	
7	Apakah aktifitas dalam materi yang dikembangkan akan bervariasi	√	
8	Apakah aktifitas dalam materi yang dikembangkan akan mendorong partisipasi aktif siswa taman kanak-kanak	√	
9	Aktifitas dalam materi yang dikembangkan akan mendukung siswa taman kanak-kanak dalam menggunakan Bahasa Inggris	√	
10	Apakah materi Bahasa Inggris yang dikembangkan akan mendukung pengembangan keterampilan mendengarkan, berbicara, membaca dan menulis siswa taman kanak-kanak	√	
11	Apakah materi Bahasa Inggris yang dikembangkan akan mampu memperkenalkan kosa kata sesuai dengan tema yang disajikan	√	
12	Apakah materi Bahasa Inggris yang dikembangkan akan memfasilitasi guru dalam mengajarkan Bahasa Inggris	√	
13	Apakah materi Bahasa Inggris yang dikembangkan akan mudah diajarkan oleh guru	√	
14	Apakah guru akan mampu menilai perkembangan keterampilan berbahasa Inggris siswa dengan materi yang dikembangkan	√	
15	Materi Bahasa Inggris yang dikembangkan akan mendukung interaksi social siswa taman kanak-kanak		√

16	Apakah materi Bahasa Inggris yang dikembangkan akan menciptakan kondisi interaktif dalam kelas	√	
17	Materi Bahasa Inggris yang dikembangkan akan mendukung seluruh aspek perkembangan siswa taman kanak-kanak (aspek agama dan moral, fisik-motorik, kognitif, bahasa, sosial-emosional, dan seni)		√
18	Apakah materi Bahasa Inggris yang dikembangkan akan memiliki tampilan yang menarik untuk siswa taman kanak-kanak	√	
19	Apakah input (gambar,kata dan aktifitas) akan sesuai dengan tingkat kemampuan siswa taman kanak-kanak		√
20	Apakah input (gambar,kata dan aktifitas) akan mendorong keingintahuan siswa taman kanak-kanak untuk mempelajari Bahasa Inggris		√

Aspect	Indicator	Items
The relevance of the material (Tomlinson, 2013)	4. The appropriateness of the material for childhood education in introducing English	30
	5. The appropriateness of the material toward the students' need	30
	6. The appropriateness of English material toward the age of students	0
The thematic material to introduce "Environment" in English (Soni, 2015)	4. The appropriateness of Environment theme for childhood education	40
	5. The Environment theme as a part of students' interest	30
	6. The influence of Environment theme for students' English learning	30
The learning activities in the developed material (Soni, 2015)	4. The variety of activity in the developed English material	40
	5. The influence of English material toward students' active participation	30
	6. The influence of English material for students to practice English	30
The skill and the	3. The influence of English material	50

competence in the developed material (Suyanto,2007)	toward students English skill development 4. The influence of English material to provide thematic vocabulary	50
Teachers' role toward the developed material (Tomlinson,2013)	4. The use of the developed material as teaching reference for teacher 5. The easiness of English material to be used by the teacher 6. The use of English material in evaluating students skill development	40 30 30
The learners' role toward the developed material (Tomlinson, 2013)	3. The influence of English material in students' social interaction 4. The influence of English material in creating interactive condition in the classroom	0 50
The existing of self development program in material (Permendikbud, 2015)	2. The appropriateness of English material the whole aspect in childhood education curriculum	0
The appearance of the developed material (Piaget in Boundless Psychology,2015)	4. The attractiveness of the developed material for students 5. The appropriateness of the input (picture, vocabulary, activity) for students 6. The encouragement of the input for students to learn English	40 0 0
Total		550

1. Bagaimana pendapat anda terhadap materi yang telah disusun?

Materi yang dibuat sudah bagus dan menarik untuk diajarkan kepada siswa di Taman Kanak-Kanak untuk memperkenalkan Bahasa Inggris

2. Apa saja kekurangan yang terdapat dalam materi yang telah disusun?

Kurang seimbang aspek yang ada di lembar kerja

3. Apa saran Anda untuk memperbaiki kekurangan tersebut?

Menyeimbangkan jumlah lembar kerja setiap aspek dengan menambah beberapa aspek yang aktifitasnya kurang.

Kesimpulan

Dapat disimpulkan bahwa materi yang telah dikembangkan:

- (a). Sudah baik dan tidak perlu revisi
- (b). Sudah baik tapi masih perlu revisi
- (c). Belum baik dan masih perlu banyak revisi

Validator



Dr. Hj. Mardiana, M. Hum



EXPERT 2

Researcher : Wulandari Noor Rasyid

Title : Developing Environment theme English Material for Early Young Leaners at PAUD Terpadu Joy Kids, Makassar

Lembar review checklist ini bertujuan untuk mengetahui kesesuaian materi ajar Bahasa Inggris untuk siswa di PAUD Terpadu Joy Kids, Makassar.

A. Data Validator

Nama : Eka Damayanti, S.Psi., M.A

Umur : 38

Jenis kelamin : Perempuan

Pendidikan : a. D3 b. S1 c. **S2** d. S3

Pengalaman mengajar : a. 0-2 th b. 2-4 th c. **>4 th**

B. Isilah table berikut dengan member tanda centang (✓) pada kotak yang tersedia.

YA : Jika Anda setuju dengan pernyataan yang ada.

TIDAK : Jika Anda tidak setuju dengan pernyataan yang ada



NO	PERNYATAAN	YA	TIDAK
1	Apakah materi Bahasa Inggris yang dikembangkan akan sesuai untuk mengenalkan Bahasa Inggris di taman kanak-kanak	√	
2	Apakah materi Bahasa Inggris yang dikembangkan akan mendukung kebutuhan siswa di taman kanak-kanak	√	
3	Apakah materi Bahasa Inggris yang dikembangkan akan sesuai dengan usia siswa di taman kanak-kanak		√
4	Apakah tema materi Bahasa Inggris <i>Environment</i> akan sesuai dengan kebutuhan siswa di taman kanak-kanak	√	
5	Apakah tema materi Bahasa Inggris <i>Environment</i> akan menarik minat belajar siswa di taman kanak-kanak	√	
6	Apakah tema materi Bahasa Inggris <i>Environment</i> akan memudahkan siswa taman kanak-kanak dalam mempelajari Bahasa Inggris	√	
7	Apakah aktifitas dalam materi yang dikembangkan akan bervariasi	√	
8	Apakah aktifitas dalam materi yang dikembangkan akan mendorong partisipasi aktif siswa taman kanak-kanak	√	
9	Aktifitas dalam materi yang dikembangkan akan mendukung siswa taman kanak-kanak dalam menggunakan Bahasa Inggris	√	
10	Apakah materi Bahasa Inggris yang dikembangkan akan mendukung pengembangan keterampilan mendengarkan, berbicara, membaca dan menulis siswa taman kanak-kanak	√	
11	Apakah materi Bahasa Inggris yang dikembangkan akan mampu memperkenalkan kosa kata sesuai dengan tema yang disajikan	√	
12	Apakah materi Bahasa Inggris yang dikembangkan akan memfasilitasi guru dalam mengajarkan Bahasa Inggris	√	
13	Apakah materi Bahasa Inggris yang dikembangkan akan mudah diajarkan oleh guru	√	
14	Apakah guru akan mampu menilai perkembangan keterampilan berbahasa Inggris siswa dengan materi yang dikembangkan	√	
15	Materi Bahasa Inggris yang dikembangkan akan mendukung interaksi social siswa taman kanak-kanak		√

16	Apakah materi Bahasa Inggris yang dikembangkan akan menciptakan kondisi interaktif dalam kelas	√	
17	Materi Bahasa Inggris yang dikembangkan akan mendukung seluruh aspek perkembangan siswa taman kanak-kanak (aspek agama dan moral, fisik-motorik, kognitif, bahasa, sosial-emosional, dan seni)		√
18	Apakah materi Bahasa Inggris yang dikembangkan akan memiliki tampilan yang menarik untuk siswa taman kanak-kanak	√	
19	Apakah input (gambar,kata dan aktifitas) akan sesuai dengan tingkat kemampuan siswa taman kanak-kanak		√
20	Apakah input (gambar,kata dan aktifitas) akan mendorong keingintahuan siswa taman kanak-kanak untuk mempelajari Bahasa Inggris		√

Aspect	Indicator	Items
The relevance of the material (Tomlinson, 2013)	7. The appropriateness of the material for childhood education in introducing English	30
	8. The appropriateness of the material toward the students' need	30
	9. The appropriateness of English material toward the age of students	0
The thematic material to introduce "Environment" in English (Soni, 2015)	7. The appropriateness of Environment theme for childhood education	40
	8. The Environment theme as a part of students' interest	30
	9. The influence of Environment theme for students' English learning	30
The learning activities in the developed material (Soni, 2015)	7. The variety of activity in the developed English material	40
	8. The influence of English material toward students' active participation	30
	9. The influence of English material for students to practice English	30

The skill and the competence in the developed material (Suyanto,2007)	5. The influence of English material toward students English skill development	50
	6. The influence of English material to provide thematic vocabulary	50
Teachers' role toward the developed material (Tomlinson,2013)	7. The use of the developed material as teaching reference for teacher	40
	8. The easiness of English material to be used by the teacher	30
	9. The use of English material in evaluating students skill development	30
The learners' role toward the developed material (Tomlinson, 2013)	5. The influence of English material in students' social interaction	0
	6. The influence of English material in creating interactive condition in the classroom	50
The existing of self development program in material (Permendikbud, 2015)	3. The appropriateness of English material the whole aspect in childhood education curriculum	0
The appearance of the developed material (Piaget in Boundless Psychology,2015)	7. The attractiveness of the developed material for students	40
	8. The appropriateness of the input (picture, vocabulary, activity) for students	0
	9. The encouragement of the input for students to learn English	0
Total		550

C. Saran dan kritik secara umum terhadap materi yang telah dikembangkan.

1. Bagaimana pendapat anda terhadap materi yang telah disusun?

Sudah bagus dan sesuai dengan tema environment. Gambarnya juga sangat menarik dan variative aktivitas di dalamnya.

2. Apa saja kekurangan yang terdapat dalam materi yang telah disusun?

Pada langkah-langkah, masih kurang menampilkan pembelajaran saintifik, padahal itu sangat penting di PAUD dan masuk salah satu indicator penilaian dalam Instrumen Akreditasi PAUD.

Terdapat juga konten dalam materi yang terlalu tinggi bagi anak, misalnya pada konten di bawah ini, anak PAUD jika diperlihatkan gambar ini, maka dia akan menunjukkan rasa senang pada gambar yang berantakan dan cat dimana-mana apalagi ada air karena memang dalam perkembangan kognitif anak PAUD masih dalam tahap egosentris dan imajinasi yang tinggi jadi menyukai hal yang tidak teratur.



3. Apa saran Anda untuk memperbaiki kekurangan tersebut?

- Membuat instrument yang menyentuh semua aspek perkembangan anak khususnya perkembangan agama
- Mempertimbangkan kecocokan kompetensi dengan usia/perkembangan anak.
- Membuat langkah-langkah supaya kelihatan saintifiknya

Kesimpulan

Dapat disimpulkan bahwa materi yang telah dikembangkan:

- (a). Sudah baik dan tidak perlu revisi
- (b). Sudah baik tapi masih perlu revisi
- (c). Belum baik dan masih perlu banyak revisi

Validator

Eka Damayanti, S.Psi., M.A.

CURRICULUM VITAE



Wulandari Noor Rasyid was born in Ujung Pandang, South Sulawesi, on June 4th 1998. She is The first daughter of two siblings of Mufid Sahlan Rosyidi and Hj.Wahidah, A.Md.

The reseacher was graduated in 2010 from SDI Tetebatu I, Pallangga, South Sulawesi. Then, she continued her school in SMPN 2 Pallangga, Pallangga, South Sulewesi and graduated in 2013. For 3 years, she studied in SMAN 1 Sungguminasa and graduated in 2016. Started from that year, the researcher decided to enroll in Alauddin Islamic University of Makassar by choosing English Education Department and was successfully accepted as one of the students of it, particularly as the students of PBI 2016, 1-2.

