DEVELOPING ENGLISH PRINTED MATERIAL ON THEME OF PLANT FOR EARLY YOUNG LEARNERS AT PAUD TERPADU JOY KIDS MAKASSAR

A Thesis
Submitted in Partial Fulfillment of the Requirements for the Degree of Sarjana Pendidikan (S.Pd) of English Education Department Tarbiyah and Teaching Science Faculty Alauddin State Islamic University of Makassar

By:

NUR HILALIA

Reg. Number: 20400116020

ENGLISH EDUCATION DEPARTMENT
TARBIYAH AND TEACHING SCIENCE FACULTY
ALAUDDIN STATE ISLAMIC UNIVERSITY OF MAKASSAR
2020

PERNYATAAN KEASLIAN SKRIPSI

Mahasiswi yang bertanda tangan di bawah ini :

Nama	: Nur Hilalia
NIM	: 20400116020
Tempat/Tgl.Lahir	: Ujung Pandang, 30 April 1998
Jur/Prodi/Konsentrasi	: Pendidikan Bahasa Inggris
Fakultas/Program	: Tarbiyah dan Keguruan
Alamat	: BTN Pao-Pao Permai
Judul Skripsi	: *Developing English Printed Material on Theme of Plant for Early Young Learners at PAUD Terpadu Joy Kids Makassar*

Menyatakan dengan sesungguhnya dan penuh kesadaran bahwa skripsi ini adalah benar hasil karya sendiri. Jika kemudian hari terbukti bahwa ini merupakan duplikat, tiruan, plagiat, atau dibuat oleh orang lain, sebagian atau seluruhnya, maka skripsi dan gelar yang diperoleh karenanya batal demi hukum.

Samata-Gowa 25 Agustus 2020

Penyusun,

Nur Hilalia
NIM:20400116020

UNIVERSITAS ISLAM NEGERI
ALAUDDIN
MAKASSAR

PERSETUJUAN PEMBIMBING

Pembimbing penulisan skripsi saudari **Nur Hilalia,** NIM:**20400116020**, mahasiswi Jurusan Pendidikan Bahasa Inggris pada Fakultas Tarbiyah dan Keguruan, UIN Alauddin Makassar, setelah meneliti dan mengoreksi secara seksama skripsi yang bersangkutan dengan judul **"*Developing English Printed Material on Theme of Plant for Early Young Learners at PAUD Terpadu Joy Kids Makassar"*** memandang bahwa skripsi tersebut telah memenuhi syarat-syarat ilmiah dan dapat disetujui untuk diajukan pada ***Ujian Munaqasyah***.

Samata-Gowa, 25 Agustus 2020

Pembimbing I	Pembimbing II
Dr.Kamsinah, M.Pd I	Dr.Sitti Nurpahmi, M.Pd
NIP: 1968031996032002	NIP:197403082009012003

UNIVERSITAS ISLAM NEGERI
ALAUDDIN
MAKASSAR

PENGESAHAN SKRIPSI

Skripsi berjudul, "Developing English Printed Material on Theme of Plant for Early Young Learners at PAUD Terpadu Joy Kids Makassar", yang disusun oleh Nur Hilalia NIM: 20400116020, mahasiswa Jurusan/Prodi Pendidikan Bahasa Inggris, Fakultas Tarbiyah dan Keguruan, UIN Alauddin Makassar, telah diuji dan dipertahankan dalam sidang Ujian Skripsi/Munaqasyah yang diselenggarakan pada hari Senin, tanggal 31 Agustus 2020, bertepatan dengan 12 Muharram 1442H, dinyatakan telah dapat diterima sebagai salah satu syarat untuk memperoleh gelar sarjana dalam Ilmu Tarbiyah dan Keguruan, Jurusan/Prodi Pendidikan Bahasa Inggris dengan beberapa perbaikan.

Samata-Gowa, 31Agustus 2020 M
12Muharram 1442H

DEWAN PENGUJI:
Nomor SK 2138 Tahun 2020

Ketua	: Dr. M. Shabir U, M.Ag	(.....)
Sekretaris	: Dr. Rappe, M. Ag	(.....)
Munaqisy I	: Dr. Hj.St Azisah, M.Ed.St,.Ph.D	(.....)
Munaqisy II	: Dr. Hj. Mardiana, M.Hum	(.....)
Pembimbing I	: Dr. Kamsinah, M.Pd	(.....)
Pembimbing II	: Dr. Sitti Nurpahmi, M.Pd	(.....)

Diketahui oleh:
Dekan Fakultas Tarbiyah dan Keguruan
UIN Alauddin Makassar,

Dr. H. Marjuni, M.Pd.I.
NIP 19781011200501100 6

ACKNOWLEDGEMENTS

بسم الله الرحمن الرحيم

Alhamdulillah Rabbil Alamin, the researcher would like to express her deepest gratitude to the almighty Allah SWT., the only provider, the most merciful who gives His guidance, inspiration and good healthy for all time to complete this thesis. No god except Him. Also shalawat and salaam are always delivered to our great Prophet Muhammad SAW.(peace be upon him), his families, his companions, and his followers. The best messenger for all the people over the world.

In writing this thesis, a lot of people have provided valuable motivation, advice, suggestion and support for the researcher. Without them, the writing of this thesis would never be possibly completed. Therefore, the researcher intended to express her gratitude and appreciation for those people, especially to;

1. The researcher's father, **H. Muda Yusuf** and her lovely mother **Hj. Nur Aini** who always pray, encourage, educate, and provide countless supports, so that, she could finish this thesis writing and her study at Alauddin State Islamic University of Makassar. Big thanks to both of them for everything.
2. The Researcher's beloved Brother, **Muhammad Faisal** who always supports the researcher to finish this research.
3. The researcher's beloved family, especially her aunt **Aminah**, her cousins **Wardah Codding ,S.Pd.,Gr** and **Nur Hidayah Codding, S.S** who have

loved, supported and encouraged the researcher during completing the thesis.

4. **Prof. Hamdan Juhanis, M.A., Ph.D.** The Rector of Alauddin State Islamic University of Makassar
5. **Prof. Dr. Mardan, M.Ag.** The Rector Vice of Institution Academic Developing
6. **Dr.Wahyuddin, M.Hum.** The Rector Vice of General Administration and Financial Planning
7. **Prof.Dr.Darussalam, M.Ag.** The Rector Vice of Student Affairs
8. **Dr.H.Kamaluddin Abunawas, M.Ag.** The Rector Vice of Cooperation and Institution Developing
9. **Dr. H. A. Marjuni, S.Ag., M.Pd.I.** The Dean of Tarbiyah and Teaching Science Faculty of Alauddin State Islamic University of Makassar.
10. **Dr. M. Sabir U., M.Ag.** The Dean Vice of Academic
11. **Dr. M. Rusdi, M.Ag.** The Dean Vice of General Administration and Financial Planning
12. **Dr. H. Ilyas, M.Pd., M.Si.** The Dean Vice of Student Affairs and Cooperation
13. **Dra. Hj. St. Azisah, M.Ed.St., Ph.D.** The Head of English Education Department, Tarbiyah and Teaching Science Faculty of Alauddin State Islamic University of Makassar as well as the first examiner who has guided the researcher in writing the thesis.

14. **Dr. Sitti Nurpahmi, M.Pd.,** The Secretary of English Education Department as well as the Second Consultant who has patiently helped, guided, and supported the researcher during writing the thesis
15. The researcher's first consultant, **Dr. Kamsinah, M.Pd.I**, and the late consultant **Dra. St. Nurjannah Yunus Tekeng, M.Ed., M.A** who have helped, guided, and supported the researcher during the writing of her thesis.
16. **Dr. Hj. Mardiana, M.Hum** as the second Examiner as well as researcher's experts who has guided and helped the researcher during the writing of her thesis.
17. **Eka Damayanti, S.Psi., M.A. as the expert** who has guided and helped the researcher during the writing of her thesis.
18. Sincere thanks to **all the lectures and administrative Staff of English Education Department** for their assistance and guidance
19. The RnD group, project team in this research; **Wulandari Noor Rasyid, Khusnul Khatima, Eka Yusmiyati,** and **Kasyif Githa** for their love, support, sincere friendship and assistance during the finishing the thesis.
20. Infinite thanks for **Subhan Rahmat,S.Pd** and **Dewi Setyowaty.R, S.Pd** for their patience in guiding and supporting the researcher during completing the thesis
21. The researcher's beloved family in **English Education Department, PBI Academic Year 2016** that also supports the researcher during completing the thesis and teaches the researcher about togetherness and solidarity.

22. The researcher second home **English Youth Community (E-YouC) Makassar** who has given many precious experience and inspiration for the researcher.

The researcher realizes that the writing of the thesis is far from perfect. Remaining errors are the writer's own; therefore, constructive criticisms and suggestions will be highly appreciated. May all the efforts be blessed by Allah SWT. Amiin.

The researcher

Nur Hilalia

UNIVERSITAS ISLAM NEGERI
ALAUDDIN
MAKASSAR

TABLE OF CONTENT

PERNYATAAN KEASLIAN SKRIPSI…….……ii
PERSETUJUAN PEMBIMBING……...iii
PENGESAHAN SKRIPSI……Error! Bookmark not defined.
ACKNOWLEDGEMENTS……..v
TABLE OF CONTENTS…….ix
LIST OF TABLES AND FIGURES……Error! Bookmark not defined.
LIST OF APPENDICES……..xi
ABSTRACT…….xiii
CHAPTER I INTRODUCTION……..1
***A. Background*……..1**
***B. Research Questions*……..4**
***C. Research Objectives*…….....5**
***D. Research Significances*..... 5**
***E. Research Scope*…….6**
CHAPTER II REVIEW OF RELATED LITERATURE……..8
***A. Literature Review*..... 8**
***B. Conceptual Framework*..... 19**
CHAPTER III RESEARCH METHODOLOGY…….23
***A. Research Methodology*..... 23**
***B. Research Subjects*..... 25**
***C. Research Instruments*..... 25**
***D. Data Collection Procedures*..... 29**
***E. Data Analysis Techniques*..... 31**
CHAPTER IV FINDINGS AND DISCUSSION……...34
***A. The Needs of The Early Young Learners at PAUD Terpadu Joy Kids Makassar for English Printed Material on Theme of Plant*..... 34**

B. The Design of The English Printed Material for Early Young Learners at PAUD Terpadu Joy Kids Makassar **..... 57**

C. The Development of English Printed Material on Theme of Plant for Early Young Leaners 62

D. The Evaluation Result of English Printed Material on Theme of Plant For Early Young Learners at PAUD Terpadu Joy Kids Makassar 72

CHAPTER V CONCLUSIONS AND SUGGESTIONS……...78

A. Conclusions 78

B. Suggestions 79

BIBLIOGRAPHY……80

Bibliography of Books and Journal Articles 80

Bibliography of Picture Sources 82

APPENDICES……..86

CURRICULUM VITAE……152

UNIVERSITAS ISLAM NEGERI
ALAUDDIN
MAKASSAR

LIST OF TABLES AND FIGURES

Figure 1 : Analysis Framework…… 15
Figure 2 : ADDIE Model……..... 24
Table 1 : The Organization of Validation Checklist……. 27
Figure 3 : Score Formula…… 32
Table 2 : Rating Scale…… 33
Picture 1: The Cover of Citra TK…….. 46
Picture 2: The First Page of Citra TK……... 46
Picture 3: Students' Activities Inside Citra TK…… 47
Picture 4: English Lesson Inside Citra TK…… 47
Picture 5: Kindergarten Syllabus…….. 49
Picture 6: Weekly Lesson Plan……... 50
Picture 7: Daily Lesson Plan…… 52
Table 3 : Students' Learning Priority…… 55
Table 4 : Students' Learning Problems…… 55
Table 5 : Students' Learning Style……. 56
Table 6 : Prototype Syllabus……... 61
Table 7 : Peer Evaluation Result……. 73
Table 8 : Expert Validation Result…….. 75

UNIVERSITAS ISLAM NEGERI
ALAUDDIN
MAKASSAR

LIST OF APPENDICES

Appendix 1 : Interview Guideline……. 87
Appendix 2 : Evaluation/Validation Checklist……..……..... 88
Appendix 3 : Interview Transcript…….. 91
Appendix 4 : Documents..…….. 95
Appendix 5 : Inventory Need…….. 99
Appendix 6: The Syllabus…… 100
Appendix 7: The English Material……. 105
Appendix 8: Peer Evaluation Result…… 136
Appendix 9: Expert Validation Result……. 141

UNIVERSITAS ISLAM NEGERI
ALAUDDIN
MAKASSAR

ABSTRACT

Thesis Title : **Developing English Printed Material on Theme of Plant for Early Young Learners at PAUD Terpadu Joy Kids Makassar**
Year : **2020**
Researcher : **Nur Hilalia**
Consultant I : **Dr. Kamsinah, M.Pd.I**
Consultant II : **Dr. Sitti Nurpahmi, M.Pd.**

Based on a preliminary study conducted in PAUD Terpadu Joykids Makassar, it was found that the material provided for students in introducing English vocabulary based on theme is still limited. The material consists only one page of vocabulary without any other kind of activity that might encourage and facilitate them in recognizing the English vocabulary. In this case, the researcher intended to develop thematic English material for students.

This study was Research and Development adapting ADDIE model that consists of Analysis, Design, Development, Implementation and Evaluation. In developing the material the researcher concerned on developing "plant" theme material. There were 1 teacher, 2 experts and 20 students involved in this research. In analysis phase the researcher obtained data by conducting interview and Document Analysis. The researcher utilized interview guideline constructed based on some theories and Ministry regulation on Kindergarten curriculum.

This study found out the need of students at PAUD Terpadu Joykids over English material. The data of students need then become the inventory need in designing and developing the material. Moreover, the material consisted of English vocabulary integrated with the theme, number, picture, simple sentence, and art work.

For further research, the result of this study is utilized for student and teacher in conducting the learning and teaching process. In addition for the next

researcher the result of this study might be a reference in developing material for early young learners.

UNIVERSITAS ISLAM NEGERI
ALAUDDIN
MAKASSAR

CHAPTER I

INTRODUCTION

A. Background

English material is one of the components in English learning and teaching process. The first role of the material is to provide opportunities for learning (Ahmed,2017: 181). Learning opportunity consists of materials and all those activities both within and outside classroom which introduce language to the learners. The materials also provide learners chance to practice what has been learned. Thus, the existence of English material supports the effectiveness of the learning and teaching process. Similar to Ilmiah & Nur (2018: 68), they stated that English material is one of the crucial component in conducting English language teaching and learning. It is utilized as the source that provides knowledge and activities that lead the students to comprehend and drill their skill in English. Moreover, it is used to control learning and teaching process handled by the teacher. Due to its function as the crucial component, therefore it has been provided in all the school generally in various kinds namely textbook, handout, module, etc Tomlinson (2011).

However, although English material literally is the crucial component in conducting learning and teaching process unfortunately in the present situation English material is not provided well enough in all schools. It because there are some schools that does not provide English as a compulsory subject for students. It is only as an interlude subject instead. The fact above is as the result of the wisdom taken by Ministry of Education and Culture for education curriculum

UNIVERSITAS ISLAM NEGERI
ALAUDDIN
MAKASSAR

2013 that English in kindergarten and elementary school is not a compulsory subject for students. One of the kindergartens that holds this wisdom is PAUD Terpadu Joy Kids Makassar. In this research, the researcher had conducted a preliminary study on June 25th 2019 and it was found that they use "Citra TK (learning magazine)" as a source to learn English which is provided in various themes. In addition, the material concerns on religion and moral value, motoric, cognitive, social-emotional and literacy. For the literacy itself, it consists of English and Bahasa. Unfortunately, the magazine contains only one page for English material and the other worksheets and activities are served in Bahasa. Furthermore, it only contains of picture and vocabulary without any activity or task in English. Consequently, they are not provided enough material that possibly let them to acquire and comprehend the English vocabulary.

The situation of English learning process in PAUD Terpadu Joy Kids as what has been discovered is in contrast with some theories of language acquisition and characteristics of young learners especially for learning a language. According to Uysal,Nuriye Degirmenci and Fatih Yavuz (2015: 21) age is important factor in language acquisition both in first language and foreign language. It is because the ability to acquire a language decreases over time. Thus, to learn language is better to start earlier. The age of 3 to 5 years old is called as the sensitive period or golden moment for children to study a language (Olpińska-Szkielko, 2015: 63). In other words, early young learners still depend on language acquisition, so that the process of acquiring new language will be more successful than at later age. It is supported by the belief that "younger is better" (Pransiska,

2016:251).However, for some kindergartens English is not provided well since it is only an interlude subjects.

Moreover, children characteristics in learning then becomes a fundamental thing to be considered as Pransiska (2016:250) stated that young learners are like a sponge, they soak up everything said around them and how it is said. In other words, young learners have characteristic as a fast learner. It is proved when children are easily to absorb and imitate everything around them. Another characteristic of early young learners is they are more receptive rather than productive. As stated in Al-Qur'an surah An-Nahl, verse 78:

وَٱللَّهُ أَخۡرَجَكُم مِّنۢ بُطُونِ أُمَّهَٰتِكُمۡ لَا تَعۡلَمُونَ شَيۡـٔٗا وَجَعَلَ
لَكُمُ ٱلسَّمۡعَ وَٱلۡأَبۡصَٰرَ وَٱلۡأَفۡـِٔدَةَ لَعَلَّكُمۡ تَشۡكُرُونَ ٧٨

"And Allah has extracted you from the wombs of your mothers not knowing a thing, and He made for you hearing and vision and intellect that perhaps you would be grateful."

Moreover, early young learners learn how to acquire first or second language naturally namely by repeating sound patterns in new words (Stec, 2016:2761). Thus, They understand more rather than produce.

In addition, it is crucial to use pictures in describing an item to early young learners. Throughout the pictures young learners will easily know how the item looks like. Also, they will be able to acquire a true understanding of a thing (Olpińska, 2015:64). Thus, it is crucial to provide students material that consist of

some interesting pictures that represent the word. The pictures will stimulate and facilitate students' understanding and vocabulary mastery. Not only concerning on vocabulary mastery, the material should be able to lead them improving their comprehension of a specific vocabulary by connecting the new vocabulary with their surroundings. Similar to Soni (2015) that involving young learners in various activities and experiences based on theme will provide them how to learn about some ideas around them. However, the existing material for some kindergarten is still lack of activities provided to young learners.

Therefore, researcher decided to develop English material theme by providing colorful pictures and some various activities for students that intended to fulfill their need and supported them in acquiring new language. The material later would be developed into some interesting themes. Those are My Self, Environment, Plant, Animal, and Occupation. However, this research would only concern on supporting young learners' vocabulary mastery of plant.

B. Research Questions

Based on the background above, the main problem of this research is how to develop a good English material for early young learners which takes focus on some themes. Therefore, in order to produce a well-developed English printed material, so the researcher elaborates the main problem into some research questions that can be seen as follows:

1. What are the needs of early young learners at PAUD Terpadu Joy Kids Makassar for English printed material on theme of Plant?

2. How is the English printed material on theme of Plant designed for early young learners at PAUD Terpadu Joy Kids Makassar?
3. How is the English printed material on theme of Plant developed for early young learners at PAUD Terpadu Joy Kids Makassar?
4. How is the evaluation result of English printed material on theme of Plant for early young learners at PAUD Terpadu Joy Kids Makassar ?

C. Research Objectives

This research generally aims to develop thematic English material for early young learners. However, based on the research problems above, it is also elaborated in spesific research objectives as follows:

1. To analyze the needs of the early young learners at PAUD Terpadu Joy Kids Makassar for English printed material on theme of Plant
2. To know the design of English printed material on theme of Plant for early young learners at PAUD Terpadu Joy Kids Makassar
3. To know the development of English printed material on theme of Plant for early young learners at PAUD Terpadu Joy Kids Makassar
4. To know the evaluation result of English printed material on theme of Plant for early y oung learners at PAUD Terpadu Joy Kids Makassar

D. Research Significances

1) Theoretical Significance

- The theoretical significance of this research is to add a new reference of English material for young learners that is developed based on principles of good English material for young learners

UNIVERSITAS ISLAM NEGERI ALAUDDIN MAKASSAR

2) Practical Significance

The practical significance of this research consists of three expectations.

First is for the early young learners: the product of this research can be utilized to obtain some vocabularies and to develop their skill in English throughout the material and activities provided in this research product.

Second is for the teachers: the product of this research will facilitate the teacher in handling the class especially to guide the teacher about material and activity that will be provided to students.

Third is for the next researcher: the product of this research will be used as an additional reference in developing English material for young learners.

E. Research Scope

In this research, researcher decided to develop English material by taking focus on things and stuff surrounded by young learners' environment. There are some themes that are possibly provided such as *My Self, Environment, Plant, Animal, and Occupation*. Each theme had some theme subs that also elaborated into some subs. However, this research would develop plant theme which concerns on "part of fruits" theme sub. The researcher would attempt to provide material that support students in learning vocabularies of fruits. Thus, the researcher intends to design colorful picture along with the vocabularies to attract students in learning. In addition, to make the English material become more

effective to be taught the researcher also provides some tasks to do for the learners. Those tasks will support them to drill and develop their skill in English

This development would adapt ADDIE model that consists of Analysis, Design, Development, Implementation, and Evaluation. However, due to the limited time and the pandemic the implementation would not be included in this research. The evaluation would be validation process. At the end the product later would be in form of printed material.

UNIVERSITAS ISLAM NEGERI
ALAUDDIN
MAKASSAR

CHAPTER II

REVIEW OF RELATED LITERATURE

A. Literature Review

1. Review of Related Research Findings

There have been various researches intended to develop English material especially for early young learners. Some of those researches were adopted to be references for this research.

The first comes from Etti Septiana (2013) .She conducted the research that attemped to encourage students to be aware of English language learning. The other aspects developed were methodology preparation, self-awareness, teacher-led session,and self assesment. In this research,there were some points to be considered efore developing the material, such as (1) the input of the materials should be related to children's daily life, (2) the materials should be interesting such as colourful, simple, and attractive, (3) teacher's expression in materials should be simple and clear, (4) the materials should have pattern and routine, (5) the activities in materials should stimulate children's awareness in English language learning.

The second comes from Magdalena Olpińska-Szkiełko (2015). She conducted a research that intended to analyze some selected materials for teaching English as a foreign language, designed mainly for grade 1–3 of the primary school (for 6–9-year olds), with the goal to answer the

question whether these materials could be also used successfully and efficiently in pre-schools with 3–5-year old children. Furthermore, the result of her research is there are partly material that can be suitable for pre-school language education.

The third comes from Miftahul Khair Nur Ali Mubar (2015). He conducted an R&D research in order to find out English material based on need analysis for young learners at MTsN Model Makassar. His research adopted ADDIE Model to conduct the research. The conclusion of his research is English Learning Material that provided to students should be based on their need analysis. He revealed that the materials should consider what students want to achieve better result. When student's needs are fulfilled by presented materials, the researcher believe the target of learning objective in syllabus will achieve well.

The fourth comes from Nana Meilinda Astari (2016). She conducted a research that intended to develop English learning materials using a theme-based storybook for reading comprehension of "When English Rings A Bell" textbook for grade VII of SMP/MTs. In this research the researcher utilized ASSURE model that consistes of some steps such assteps,such as (1) need analysis, (2) selecting and utilizing materials, (3) evaluating materials, (3) revising materials.

The fifth, comes from Hikmawati and Djuwairiah Ahmad (2017). They conducted an R&D research in order to develop a form of basic module and other references for teacher related to materials of greeting

and self-introduction derived from 2013 curriculum. The research adapts ADDIE Model (Analysis, Design, Development, Implementation, and Evaluation) by Steve J. McGriff, 2000. The research procedure will be analyzing the previous English materials , analyzing the student's need, designing the blueprint, developing the materials, Implementing the materials in the classroom, and evaluating the materials by experts of 2013 Curriculum (evaluator students book) using experts' judgment and rubrics of analyzing student book set by National Standard. The result of experts' judgment and rubrics seems to be that the materials are good, well-designed, well-organized, and proper to use to the learners.

The sixth comes from Fitri Palupi Kusumawati (2017). She conducted her research that intended to develop speaking English materials based on ADDIE (Analysis, Design, Development, Implementation and Evaluation). The type of research that was conducted by the researcher is developmental research. The research was not mean to generate a theory or verify one. It attempted to develop English learning material for speaking skill for ADDIE (analysis, design, development, implementation and evaluation) at first semester of seventh grade instead. In this research, the researcher uses Design Instructional model as the research design. It aims to develop English learning material for speaking skill.

Based on those some previous finding researches, there is a similarity between these researches with previous researches that is developing material for young learners based on students' need. However, in this

reserach, the product would be provided in a specific theme that consisted of colorful pictures and various task and activities

2. Some Pertinent Ideas

In this research, the researcher elaborated some pertinent ideas in order to support a well understanding of this development. Those are about material development, theme-based material, and need analysis.

a. Material Development

1) Theory of Material Development

In theory there are two aspects of material development namely as a practical undertaking and as a field of study. As a practical undertaking, material development is defined as an activity that consists of producting, evaluating, adapting, and exploitating material to facilitate language acquisition and development. Meanwhile, material development as a field of study is defined as a study involving the process of designing, writing, implementing, evaluating, and analyzing the learning material (Azarnoosh, et.al, 2016).

In addition, based on Tomlinson (2011) a material development might be in the form of writing textbooks,telling story, bringing advertisments into the classroom, expressing opinion, providing samples of language, using or reading a poem loudly by the material developers.

UNIVERSITAS ISLAM NEGERI ALAUDDIN MAKASSAR

2) Principles of Second Language Acquisition Relevant to The Development of Materials for The Language Teaching

To provide a well-developed material there are some principles that researcher should pay attention to. Based on Tomlinson (2011), The principles are presented as follows:

a) Materials Should Achieve Impact

A well-developed material will obtain a good impact from the learners. Meanwhile to make the material achieve impact from learners, the material should attract learners' interest, curiosity, and attention. Thus, there are some points need to be considered by the researcher to attract the learners, the developers should consider some points below:

(1) Novelty (e.g. unusual topics, illustrations and activities)

(2) Variety (e.g. breaking up the monotony of a unit routine with an unexpected activity; using various text-types taken from many different types ; using a number of different instructor voice on CD);

(3) Attractive presentation (e.g. use of attractive colours; lots of white space; use of photographs);

(4) Appealing content (e.g.topics of interest to the target learners;topics which offer the possibility of learning

something new; engaging stories; universal themes; local references);

b) Materials should help learners to feel at ease

A well-developed material should provide an enjoyable learning process experience for the learners. Therefore, there are three foundations that might represent the situation of learners during learning process such as:

(1) Most learners feel comfortable with written materials that contains white space than the materials that contains lots of different activities that are arranged together on the same page.

(2) Most learners feel more at ease with the text and illustrations that are easily identified based on to their own culture rather than material that are difficult to identify based on their culture or strange.

(3) Most learners feel more relaxed with materials that help them to learn more rather than test them more.

c) Materials should help learners to develop confidence

A well-developed material should be able to encourage, stimulate and help the learners to develop their confidence. Therefore, it is better to provide a stimulative,

UNIVERSITAS ISLAM NEGERI ALAUDDIN MAKASSAR

problematic, and achievable task that will encourage learners more than their exisiting proficiency.

d) Materials should require and facilitate learners self investment

A well-developed material should provide activities which can offer profit to learners by investing their interest, effort and attention to the learning activity. In addition, the materials should provide them with choices of focus and activity, give them control, and engage them in learner-centered discovery activity in order that learners will be able to achieve their self-investment.

b. Theme Based Material

According to Cameron (2001) introducing new vocabulary items to learners will have more opportunity when it present through a theme based teaching. In teaching process the vocabulary items that are going to be learnt and have been learnt will meet in a different context. Consequently, learners' comprehension of vocabulary meaning and its use will be extended. Moreover, this process will provide learners to learn naturally.

c. Need Analysis

Need analysis is a process in which researcher intends to collect information about the needs of research subject before developing material. It is related to Brown (2005) that commonly

the concept of needs analysis refers to the process involved in gathering information about the needs of a particular client group in industry or education. In addition, need analysis is conducted to determine and to arrange learners' need based on their priority. Generally questionnaires, test, interview, and observation are used to obtain learners' needs (Richards & Schmidt, 2010:389)

In conducting need analysis, an instrument is necessary as it is used to gain data, the theoretical framework derived from Dudley-Evans and St.John (1998:125) can be used as the guideline to create instruments used to obtain learners' need. The terms in the framework above can be defined as follows:

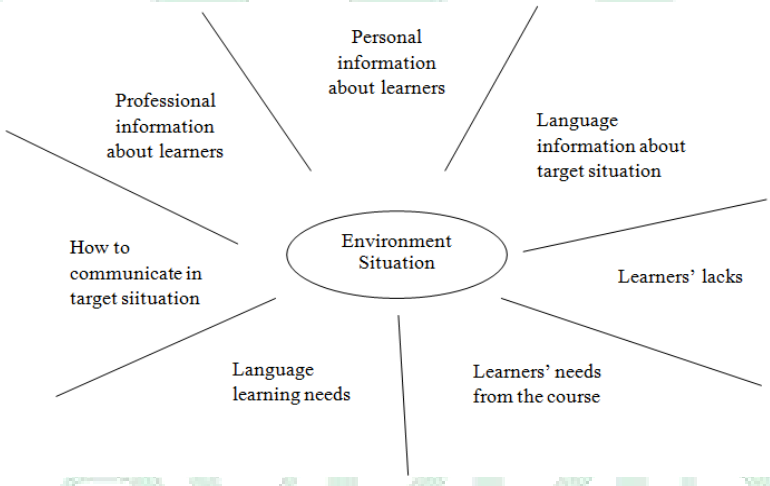

Figure 1. Dudley-Evan and St.John Need Analysis Framework

1) Professional information about the learners refers to activities which engage learners to use English as a target-situation analysis (TSA) or objective needs.
2) Personal information about the learners is related to some factors which affect them to learn English such as previous learning experience, reasons for attending the course and expectation of it.
3) Language information about target situation refers to the current skill of language of the learners or it can be mentioned as present situation analysis (PSA). It allows the the researcher to know the learners' lacks toward the target language.
4) Learners' lacks refer to the gap between present proficiency and target proficiency.
5) Learners' need from the course is related to what learners want to achieve from the course.
6) Language learning need refers to the effective way of learning target language that learners will do later.
7) How to communicate to target language is related to how the language is used in target situation-Language analysis, discourse analysis, and genre analysis.
8) Environmental situation refers to information where the course will take place.

UNIVERSITAS ISLAM NEGERI ALAUDDIN MAKASSAR

d. Curriculum Content for Kindergarten

The content of curriculum for kindergarten in Indonesia is regulated by the Ministry of Education and Culture. The curriculum covers learning goals, content and learning material along with the procedures. For the content itself, it should contain some aspects in which to support children's growth. As stated in Ministerial Regulation no 146 of 2014 of Minister of Education and Culture on curriculum for kindergarten, material should contain some aspects such as morality and religion, physic and motoric, cognitive, language, social emotional, and art.

a. Morality and Religion

According to Ministerial Regulation no 146 of 2014 on kindergarten Curriculum content, morality and religion is involved as one of the aspect for learning and teaching program in kindergarten. The aspect of morality and religion contained as the support for children's growth. It supports how the students develop an understanding towards the morality and religion applied in their environment. As the result they will be able to develop good attitudes and good behavior.

b. Physic motoric

Physic motoric is the second aspect stated in Ministerial Regulation no 146 of 2014 on kindergarten Curriculum content. It refers to student's physical movement or in other words kinesthetic

improvement. Learning material should consider a learning activity that encourages students to involve their physical movement during the learning process. As the result it may stimulate students to develop their kinesthetic growth.

c. Cognitive

Cognitive aspect refers to student's ability in thinking, exploring and understanding something. As stated in Ministerial Regulation, it is necessary to provide cognitive aspect for students in kindergarten. It may be presented through learning activity in learning material. The activity will stimulate students to think or explore something to solve and understand the lesson.

d. Social Emotional

Social Emotional aspect refers to how students understand emotions or feelings around them even in themselves that leads them to build their character. According to Ministerial Regulation, in presenting learning material for students in kindergarten, social emotional also has to be included. Therefore, learning material should add learning activity that may stimulate students to develop their social emotional aspect.

e. Language

Language aspect refers to students' ability in using language. Learning material provided for students in kindergarten should contain language aspect based on Ministerial Regulation no

146 of 2014 on kindergarten Curriculum content. Learning activities in learning material should encourage students to use the language in many ways. It can be in writing, speaking, reading and listening so that it may develop their skill in language.

f. Art

Art aspect refers to student's creativity in expressing, exploring, and appreciating art. According to Ministerial Regulation, considering art aspect for kindergarten learning material is important. Therefore, learning material provided should involve learning activity that provides opportunity for students to develop their creativity.

B. Conceptual Framework

This research attempted to develop English thematic material for early young learners. Before developing the material the first thing a researcher should do is determining to whom this development will be addressed. The second, a researcher has to know the need of research subject before conducting a development in order that the developed material will be appropriated since it will be constructed based on their need. As Nurwahidah (2017:1) states that before providing English material, student's need should be considered and should be presented in a good way.

In this research, the developed English material would be addressed to early young learners. There are various definition of young learners but Ellis(2013) stated that Young learner refers to the lerners under the age of 18.

However, in this research, researcher intended to focus only on young learners who are studying in kindergarten. In this research, young learners refers to children who attend a kindergarten that mostly 4-5 years old.

After deciding to whom the development would be addressed, a researcher would start to do a need analysis in order to obtain data of learners' need for English material. Similar to Hutchinson and Waters (1987:53) stated that any language course should be based on needs analysis It is crucial to conduct a need analysis since it may provide data that leads the material become appropriate for the learners. Besides, it will provide data to review and evaluate the existing material.

Furthermore, the need analysis will be conducted according to the framework derived from Dudley-Evan and St.John (1998:125) in which the elements consist of (1) leaners' professional information, (2) learners' personal information, (3) language information about target situation, (4) learners' lacks, (5) learners' needs from the course, (6) language learning need, (7) how to communicate in the target situation, and (8) environment situation.

However, the researcher tended to conduct the classroom-learning analysis to investigate how the classroom learning situation should be. It means examining issues like the selection and ordering the course content, the teaching methods which will be employed, the kinds of activities that students will engage in and the materials that will be employed.

UNIVERSITAS ISLAM NEGERI
ALAUDDIN
MAKASSAR

After obtaining students' need, the research would start to design and develop the material. Before designing and developing there are several principles of material development that researcher should pay attention as Tomlinson (2011) stated that the developed material should ; a)Achieve Impact, b) Help learners to feel at ease, c)Help learners to develop confidence, d)Require and facilitate learners self-investment.

In addition, material given to young learners should consider young learners' growth. Similar to Soni 2015 stated that the developed material should consider learners' growth. Children during age 2 to 7 can use symbols to represent words, images, and ideas, which is why children in this stage engage in pretend play. In this stage they learn through visualization and pretend play (Piaget, 2015). Moreover, according to Olpińska (2015: 64), using pictures to describe an item to early young learners is an important thing. It is because they will never acquire a true understanding of a thing if they are not shown how the item looks like, how the smell is, or how the sound is. In addition stated by Suyanto (2014:47) that children will be generally faster to learn words or vocabulary through visual media, for example pictures or real things.

Therefore, the content of the material later would consist of vocabularies with colorful pictures, and exercises. Besides using picture for vocabularies, there would be some exercises for students to improve their cognitive competence and to reinforce their understanding related to the existing material.In this research, the researcher intends to develop English

material based on a theme that is “Plant ”. In accordance with Soni (2015), involving young learners in various activities and experiences based on themes will provide them how to learn about some ideas around them. Therefore, learning through thematic materials is important in case of supporting early young learners to improve their comprehension of a specific vocabulary by connecting the new vocabulary with their surroundings.

UNIVERSITAS ISLAM NEGERI
ALAUDDIN
MAKASSAR

CHAPTER III

RESEARCH METHODOLOGY

A. Research Methodology

In this research, the researcher would use Research and Development (R&D) method. R&D is defined as a research design that involves the classroom problems, studying recent theories of educational product development, developing the educational products, validating the product to experts, and field testing the product (Latif, 2012).

In addition, educational Research and Development (R&D) also defined as a process that aims to develop and validate educational products. (Borg, Gall and Gall: 2003). It consists of some steps that usually referred to as the R&D cycle, that involves studying research findings pertinent to the product to be developed, developing the product based on the finding, field testing it in the setting where it will be used eventually, and revising it to correct the deficiencies found in the field testing stage. (Borg, Gall and Gall: 2003).

Moreover, the researcher would use the ADDIE model as the material development model. ADDIE stands for Analysis, Design, Development, Implementation, and Evaluation. However, in this research, the implementation was not included. There are some definitions of ADDIE. According to Aldoobie (2015) ADDIE is one of the most common models used in the instructional design field a guide to produce an effective design. Moreover, stated by Molenda (2003:34), the ADDIE model is as a colloquial

term used to describe a systematic approach to instructional development, virtually synonymous with instructional systems development.

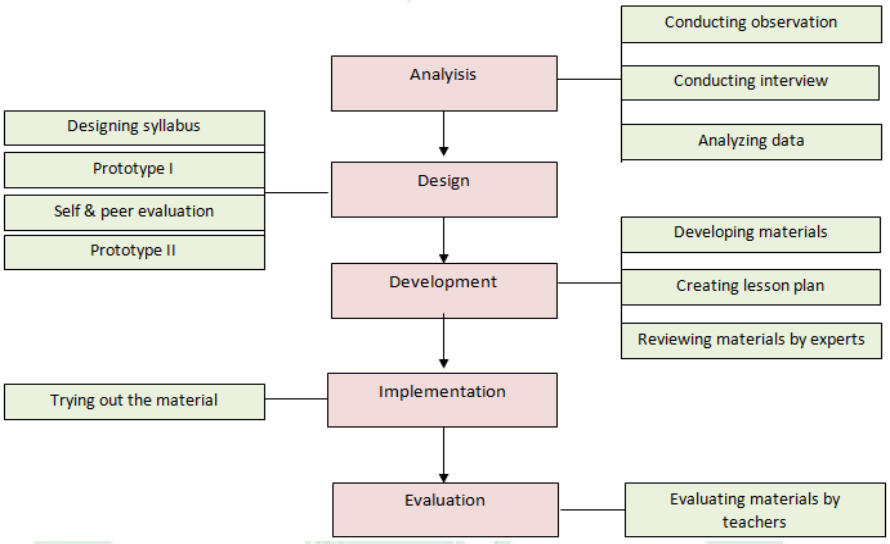

Figure 2. ADDIE Model

Furthermore, there are some different models of instructional design auch as ASSURE, Dick and Carey,ADDIE,Model of Davis and etc. However, ADDIE is flexible once since it allows teacher to adapt the needs of the student and possibly to adapt the technology(Ngussa,2014). According to Reiser and Dempsey (2007:13-17) ADDIE model is designed for facilitating the learners to achieve the goals and objectives of the course or syllabus. It is because the model involves the learners actively in practical experiences. It also allows for the evaluation of the materials that has been developed, thus the outcome can be measured in a reliable and valid ways. The advantages of ADDIE model is it allows to design the activities, to observe the impact they have, to monitor how the 5 phases of the cycle of this model proceed and

whether or not to improve the phase considered relevant; the versatility of this model allows to visualize positive results in the course design (Davis,2013).

B. Research Subjects

This research would take place at PAUD Terpadu Joy Kids. It would involve several research participants. They were selected based on Purposive sampling in order to conduct data collection Therefore, this research employed multiple data sources by inviting learners and teachers of PAUD Terpadu Joy Kids and experts. To be more detail, the research subjects are elaborated as follows :

1. Students (Target Group): 20 students of PAUD Terpadu Joy Kids would be the subject or the people whom this development is addressed to.
2. Teachers (Audience Group): 1 teacher of PAUD Terpadu Joy Kids
3. Experts: 2 experts were involved in this research due to make sure the appropriateness of the materials.

C. Research Instruments

To obtain data from the subjects, the research would use several instruments in this research such as interview guidelines, document (syllabus used in PAUD Terpadu Joy Kids and the existing material) and validation checklist.

UNIVERSITAS ISLAM NEGERI ALAUDDIN MAKASSAR

1. The interview guidelines would be used when the researcher conducted an interview to the teachers. It aimed to get information about learning needs of students over the theme, students' characteristics, the barriers of the English teacher in delivering the materials, students' motivation in learning English, and teachers' willingness to teach English for the students. The interview guideline was constructed based on the need analysis framework of Dudley-Evan and St.John (1998, 125).
2. Documents (syllabus from PAUD Terpadu Joy Kids and the existing material) would be used as additional references for the researcher to complete data in designing new material.
3. Validation checklist would be distributed to both of experts in order to validate the product. In this phase there are four quality criteria for the research product similar to cf.Nieveen (2013; 160), such as;

   a. Relevancy

      Relevancy refers to the connection between product and the need obtained from analysis phase. There should be designed regarding analysis phase result.

   b. Consistency

      Consistency refers to the product is logically designed

   c. Practicality

      Practicality refers to how usable the material will be.

UNIVERSITAS ISLAM NEGERI ALAUDDIN MAKASSAR

d. Efficiency

Efficiency refers to how efficient the material will be.

Table 1. The organization of the validation checklist

Aspek	Indikator	Item
The Relevance of the material (Tomlinson, 2013)	1. Kesesuaian materi dalam proses pengenalan Bahasa Inggris kepada siswa taman kanak-kanak 2. Kesesuaian materi Bahasa Inggris dengan kebutuhan siswa di taman kanak-kanak 3. Kesesuaian materi Bahasa Inggris dengan usia siswa taman kanak kanak	1-3
Thematic material to Introduce "Plant" in English (Soni, 2015)	1. Kesesuian tema " tanaman" dalam materi bahasa Inggris dengan kebutuhan siswa taman kanak kanak 2. Ketertarikan siswa terhadap materi Bahasa Inggris 3. Pengaruh materi bahasa Inggris berteman "tanaman" terhadap minat belajar	4-6
Learning activities (Soni, 2015)	1. Bentuk aktifitas dalam materi Bahasa Inggris 2. Pengaruh materi Bahasa Inggris	7-9

UNIVERSITAS ISLAM NEGERI ALAUDDIN MAKASSAR

	terhadap partisipasi siswa taman kanak kanak 3. Pengaruh materi terhadap siswa taman kanak kanak dalam mengunakan Bahasa Inggris	
Skill and Competence (Suyanto,2007)	1. Pengaruh materi dalam pengembangan keterampilan mendengarkan, berbicara, membaca dan menulis siswa taman kanak-kanak 2. Penggunaan materi dalam pengenalan kosa kata Bahasa Inggris sesuai dengan tema yang disajikan	10-11
Teacher's role (Tomlinson,2013)	1. Penggunaan materi Bahasa Inggris oleh guru 2. Kemudahan Penggunaan materi Bahasa Inggris oleh guru 3. Penggunaan materi bahasa inggris dalam menilai perkembangan keterampilan siswa	12-14
Learners' role (Tomlinson, 2013)	1. Pengaruh materi Bahasa Inggris dalam interaksi sosial siswa 2. Pengaruh materi Bahasa Inggris dalam menciptakan kondisi interaktif dalam kelas	15-16

UNIVERSITAS ISLAM NEGERI ALAUDDIN MAKASSAR

The aspects of kindergarten students growth (Ministerial Regulation of Education and Culture Ministry no.146 2015 on Curriculum of Kindergarten)	1. Kesesuaian materi bahasa inggris dengan aspek perkembangan dalam kurikulum pendidikan di taman kanak kanak	17
The Appearance of the developed material (Piaget in Boundless Psychology,2015)	1. Tampilan materi Bahasa Inggris menarik bagi siswa taman kanak kanak 2. Kesesuaian input materi bahasa Inggirs (gambar,kata dan aktifitas) dengan tingkat kemampuan siswa 3. Pengaruh input (gambar,kata dan aktifitas) terhadap keingintahuan siswa taman kanak kanak	18-20

D. Data Collection Procedures

There were some phases in collecting the data throughout this research. Those were organized based on the ADDIE model used in developing the material. This model involves three step; (1) preliminary phase (conducting need analysis); (2) development phase (designing syllabus and developing material); and (3) Review phase (implementing and evaluating material) (Yassi & Kaharuddin, 2018). The overall process in collecting the data were elaborated as follows:

1. Conducting a need analysis. It aimed to find out what do the learners' need for the developed material. To obtain the data, the research would conduct an interview by using interview guidelines constructed based on the theory of Dudley Evans and St. John (1998:125) to the teacher as well as the learners. The interview conducted with the teacher would be in the form of focus group discussion. However, the interview conducted to the students would be an Informal Interview since they had not been able to do a formal interview. Moreover to support the data from interview, the researcher would also conduct a document analysis. The instruments used were validated by 2 experts before they were distributed to the subject. As the result the data obtained from interview and document analysis would become the inventory needs. In addition, to complete the data from interview and document analysis, the researcher also would use documents consisted of School syllabus and existing English material as the additional reference to design and develop new material.
2. Designing syllabus based on the inventory need gained from need analysis. The designed syllabus would become the prototype I. After that, the researcher would check whether the prototype I was appropriate enough or not by conducting self-evaluation and peer evaluation. The result of this evaluation process would become prototype II.

UNIVERSITAS ISLAM NEGERI ALAUDDIN MAKASSAR

3. Developing material based on the syllabus framework which had been created in the previus phase. In this phase the researcher would design the developed material in form of worksheet for the kindergarten students regarding the syllabus framework.
4. Evaluating the developed material. In this phase the researcher would work together with the experts to validate the accuracy, reliability, and the students' acceptability.

E. Data Analysis Techniques

The collected data would be analyzed in qualitative and quantitative. The data obtained from the interview would be attached in form of transcript and will be analyzed qualitatively. In addition, the data from the experts and teachers would become an attachment and consideration for the researcher in developing materials and exercises in the form of description of the products, comments, notes, and suggestions. Meanwhile, the data obtained from the validation checklist would be analyzed quantitatively by using manual formula of percentage. The process of both qualitative and quantitative analysis could be seen as follows:

1) Qualitative analysis

The data collected in this research would be analyzed qualitatively. It would be conducted based on Mills and Gay (2016). The steps are follows:

a. Reading / Memoing

UNIVERSITAS ISLAM NEGERI ALAUDDIN MAKASSAR

In this phase, the researcher would read the transcripts and wrote notes as well as underline the issue or section that seemed crucial in order to obtain the initial sense of the data.

b. Describing

This phase involved developing through and comprehensive descriptions of the participants, the setting, and the phenomenon studied to convey the rich complexity of the research.

c. Classifying

In this phase, the researcher would break down the data into smaller units, determined their import, and put the pertinent units together into more general patterns..

2) Quantitative Analysis

In this phase, the researcher would attempt to get evaluation of research product by distributing validation checklist to the experts. The validation checklist itself would be constructed based on the concept of likert scale. It would contain of yes or no answer for each response of the question. After collecting the result of the validation checklist, the researcher would calculate the data manually by using the formula below:

$$P = \frac{f}{n} \times 100\%$$

Figure 3 : Score Formula

Symbols:

P = Percentage

F = The Frequency of The Responses

N = The Ideal Score Total

100 % = Constant number

The result of the presentation would present the quality of the product which was described in one of five ranges, as follows:

Table 2. Rating Scale

Grade Scale	**Verbal Scale**
81-100	Very Good
61-80	Good
41-60	Sufficient
21-40	Bad
0-20	Very Bad

Source : Sugiono, 2012, p.95

UNIVERSITAS ISLAM NEGERI
ALAUDDIN
MAKASSAR

CHAPTER IV

FINDINGS AND DISCUSSION

The findings and discussion presented in line with the research questions. They were elaborated based on the design model of ADDIE. However, the implementation phase was not included. They can be seen as follows;

A. The Needs of The Early Young Learners at PAUD Terpadu Joy Kids Makassar for English Printed Material on Theme of Plant

Need analysis is the first step taken by the researcher in order to find out the need of the students. It involves the process of collecting and determining information needed to obtain appropriate material. In this research the information would be collected in three systematics process based on Brown (1995) in Kaharuddin (2018). It consisted of; (1) making basic decision about the need analysis, (2) gathering information, and (3) using the information.

1. Making Basic Decision About The Need Analysis

There are some crucial components that should be determined by the researcher before starting the analysis. The researcher needed to determine people who would involve in this research, types of information that would be gathered and the point of view that should be presented.

a. Target Group

Target group refers to people whom the need analysis would address to as well as the people whom the material developed for. The researcher conducts this research at PAUD Terpadu Joy Kids Makassar. There are 20 students involved as the target group.

b. Audience

Audience is people who support the researcher to conduct he development by participating themselves in the learning and teaching process. During the class they get involved with the student while the researcher obtains information from the learning process. In this research there are 2 teachers involved.

c. Expert

Expert is a person who is reliable to give suggestion over the information collected. Moreover, the expert will facilitate the researcher to check and revise the material later. In this research, there were 2 lecturers involved as the experts; one lecturer was from English Education and another one was from Early Childhood Education.

After determining people who would take part in need analysis process, the researcher would construct an instrument used to gain students' need information over the English material. There were three points that need to be considered by the researcher in constructing the instrument.

1.) Classroom-Learning Analysis

In conducting need analysis particularly students' need, investigating how the classroom- learning is the crucial thing to consider. During the process of investigation the researcher would obtain information of how the classroom learning should be by

UNIVERSITAS ISLAM NEGERI ALAUDDIN MAKASSAR

analyzing the selection and the order of the course content, the teaching mathods, and the activities used to engage students, also the material used by the teacher.

2.) Objective Need

In developing the material the researcher had to find out the objective need or what topic of material needed for the students. Hence, the researcher would analyze the appropriate topic through interviewing the teacher.

3.) Learning Process

Learning process is related to the way the students obtain the knowledge over the English material.

After considering three points above, the interview guideline was designed by the researcher. Then it was validated by the validator in order to check whether it had been suitable to use. After being validated, it was capable to use by the researcher in interview section.

2. Gathering Information

In this research the information was gathered by conducting interview with the teacher and observing documents that consisted of the existing learning material, syllabus, learning material, weekly lesson plan (RPPM) and Daily Lesson Plan (RPPH).

UNIVERSITAS ISLAM NEGERI
ALAUDDIN
MAKASSAR

a. Interview

It was conducted by concerning what the students of PAUD Terpadu Joy Kids need over the English material that would be developed. The were 15 questions that would be asked to the teacher since the students are still not be able to decide their need. The result of interview section would be used as the source of information in developing the material.

All the questions consisted of different types of information based on need analysis framework derived from Dudley-Evans and St. John (1998:125).

1.) **Professional Information** refers to the purpose of the English material given to the students
2.) **Personal information** refers to the factors which affect the English learning of the students.
3.) **Language information** refers to the present situation of students' English skill
4.) **Learners' Lack** refers to the gap between students' English proficiency and the target language.
5.) **Learners' need** refers to what the students need to learn over the English material
6.) **Language learning need** refers to the activities that will engage students to learn English.

UNIVERSITAS ISLAM NEGERI ALAUDDIN MAKASSAR

7.) **How to comunicate to the target language** refers to how the language is used in target situation-Language analysis, discourse analysis, and genre analysis.

8.) **Environmental situation** refers to the condition of place where the learning will occur.

b. Document Analysis

In this research there were four documents involved such as the existing learning material, syllabus, weekly lesson plan (RPPM)and Daily Lesson Plan (RPPH). All the documents provided data of what material and how the material presented. Moreover, they also presented the learning goal. All the data were expected as the supporting data for the researcher.

3. Using The Information

The information obtained from need analysis process was used as the basic information in developing the syllabus, material, and teaching strategy. The data was obtained through interview and Document Analysis.

a. The Data from Interview

1) Professional Information

The first information obtained by the researcher was the professional information. In this research there were two professional questions given. The first question related to find out

UNIVERSITAS ISLAM NEGERI ALAUDDIN MAKASSAR

the existence of English in kindergarten whether it was necessary to be presented. Moreover, the second question given to find out how English was introduced to the students if it was truly given in kindergarten.

In accordance with the interview with the teacher, it indicated that English is not categorized as a compulsory subject in kindergarten. It is just given as the interlude and is introduced to provide basic knowledge to the students. The interview transcript can be seen as follows:

a) R : *Do you think English is neccessary to be taught in kindergarten?, Could you please give the reason?*

T : *I think it is important to teach English to kindergarten. However, considering the situations of our students which are still young and the curriculum for kindergarten, English is only as an interlude subjects. Therefore, we do not completely teach them English skill.*

Moreover, since English is only an interlude subject. The material is presented as simple as possible. English is taught to the students by introducing some theme-based vocabulary. Furthermore, the material does not consist of activities. Therefore, the students may understand easily. The interview trancript is presented below:

b) R : *How is the process of introducing English in PAUD Terpadu joy Kids?*

T : *We teach them by introducing English vocabulary based*

UNIVERSITAS ISLAM NEGERI ALAUDDIN MAKASSAR

on the theme that they learn.

2) Personal Information

In this part, the researher intended to know things which was related to the personal side of the students when they learn English. Based on the interview with the teacher.

a) R : *How is the response of the sudents when they learn English?*

T : *During the process of introducing English, the Students look active*

b) R : *How long is the duration of English class in PAUD Terpadu Joy Kids?*

T : *In our kindergarten we do not have a specific time for English class since it is presented only as an interlude. Therefore, we usually introduce English in the middle of learning process which started at 9 a.m. and ended at 11.*

3) Language Information

In this question, the researcher intended to find out information of how far was students' skill and comprehension for English.

a) R: *To what extent is the English skill of the students in PAUD Terpadu Joy Kids?*

T : *Since we only introduce them some vocabulary by telling them how to mention the words correctly. Hence, they only know the words are sounded and how the words are pronounced. While for the other skill like writing and reading they cannot.*

UNIVERSITAS ISLAM NEGERI ALAUDDIN MAKASSAR

b) R :*How is the vocabulary comprehension of the students in PAUD Terpadu Joy Kids?*

T : *They still have lack comprehension of vocabulary Because the English material provided is limited*

4) Learners' Lack

After interviewing the teacher, the researcher found out that the students easily got bored during the learning process. Monotonous material might be the cause getting the students did not enjoy the learning process and lose their spirit to learn. Consequently, it influenced the effectiveness of this condition then affected to the learning process which became ineffective. The transcript can be seen as follows:

a) R : *What is the difficulty of the students in PAUD Terpadu Joy Kids when they learn English?*

T : *Well, learning English is a new experience for my students since they are still young and have no prior knowledge about it. During the class i think they have difficulty to enjoy the class. They easily get bored when the material is not interesting for them.*

UNIVERSITAS ISLAM NEGERI
ALAUDDIN
MAKASSAR

5) **Teachers' characteristics**

In this interview section, it was found how the teacher delivered the material to the students. However, since only one teacher who graduated from English Eduation Department, it affected how the material presented to the students. The teacher prefered to teach general English material which was more

familiar to be taught to the students. During the process of learning the teacher sometimes had a problem in teaching the way of the vocabularies mentioned well the to the students. The transcript is presented below:

a) R : *What is the difficulty experienced by the teacher in teaching English?*

T : *There are three teachers in this kindergarten including me and the headmaster. Unfortunately we have only one teacher who graduated from English Education Department while he cannot handle the class every day. Hence, sometimes it gets quite challenging for the other teachers like me to handle the class when it comes to English lesson. I cannot guarantee that I can teach the pronunciation well.*

6) **Learners' need**

In this section, the researcher intended to obtain information about what the students need to learn over the English material. During the interview the teacher explained that they have syllabus constructed based on the curriculum applied for the kindergarten learning process. In the syllabus there are various theme selected. One of those is Plant. The transcript is presented below:

a) R : Is the theme of Plant material appropriate for English learning and teaching program?

T : yes it is since it is one of the theme included in our School syllabus.

b) R : Then, what is the students' achievement expected from the English learning program?

UNIVERSITAS ISLAM NEGERI ALAUDDIN MAKASSAR

T : Since they are still young and their ability to absorb and imitate things easily and correctly, therefore throughout the learning process, we expect that the students are capable to know and mention various words and simple sentence in English.

7) **Language learning need**

In this section, the researcher intended to find out the effective way to achieve the target of language learning for the students. There were three questions asked to the teacher. They included the information of the present learning activity, the target learning activity, and the appropriate material design for students particularly early young learners. All the information gained were expected to facilitate the researcher to determine the effective way for handling English learning program for early young learners. The result of the interview section showed that the teachers have tried to do their best in introducing English to the students. They handled it by considering the characteristics of the early young learners. However, they also realized that there was something that needed to be developed in their learning process that was the activity and English material. The transcript is presented below:

a) *R : What kind of activity applied during the English Learning process at PAUD Terpadu Joy kids?*

T : During the learning process, we leads the students to learn by practicing/playing. We avoid teaching them

something abstract since it is difficult for them to be understood. Therefore, we prefer to let them experience and get involve by practicing. For example we teach them about how the fire fighter works, so we ask them to go out of the class and we ask them pretending to be a firefighter and do what the fire fighters do like extinguishing fire.

Absolutely before practicing we explain first and give example and after that they practice it.

b) *R: What kind of activity expected in the English Learning process at PAUD Terpadu Joy kids ?*

T: As the teacher I do expect that all the activities provided are capable to make the students enjoy the class, get Involved and easily understand the lesson.in other words I expect for an effective and fun activity for students.

c) *R: How is the material design that suitable for children ?*

T: As the children will be more interested to something that full of color and concrete things. Therefore, I think material that consists of colorful and various pictures could be the suitable one. The picture will facilitate the students to understand something that is learned and the color will attract students' interest to pay attention more. Moreover, providing various activities not only vocabulary and picture will be more attractive for the children since their learning experience will not be monotone. Therefore, the learning process could be fun and effective.

8) **Environmental situation**

In this section of interview, the researcher attempted to identify the place where the students learn English. The

information about the learning tools and media used is also included. The transcript is presented below:

a) *R : what are the facilities and media used to support the English learning program at PAUD Terpadu Joy Kids?*

T : There are some facilities provided in our school such as the playground to play and explore, and cozy classroom wile for the media used we prefer to use realia ,toys , learning magazine and another additional book.

b) *R : How is the using of media in English learning program at PAUD Terpadu Joy Kids ?*

T : We use some media in learning process to support students' comprehension. Sometimes we use Realia as the representation of things introduced to the students.

b. The Data from Document Analysis

1) The Existing Material

Students at PAUD Terpadu Joy kids are taught through Citra TK learning magazine. It is constructed based on the curriculum 2013 applied for Early Young Learners Education. Thus, it has several different types that varied based on some particular themes. For each types concerns on a specific theme that is selected based on students environment. Moreover, it consists of some learning activities integrated by some aspects regarding the curriculum that the material given for students should support students' growth by integrating some

aspects. The aspects involve morality and religion, social and emotional, cognition, Language, physical, and art.

In Citra TK learning magazine, the material presented various activities that constructed based on some aspects. Each aspect presents different kind of activity that intends to achieve a particular goal. For instance the art aspect, it aims to stimulate students to develop their creativity. While the activity will be drawing or coloring. Moreover, by considering students' characteristics the material contains pictures in order to attract students' attention. The material can be seen as follows:

Picture 1 : The Cover of Citra TK

Picture 2 : The first page of Citra TK

ALAUDDIN
MAKASSAR

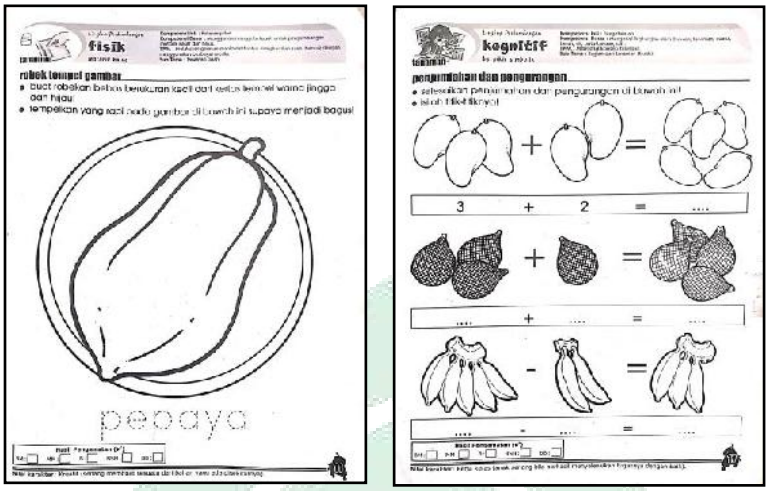

Picture 3 : Students' activities inside Citra TK

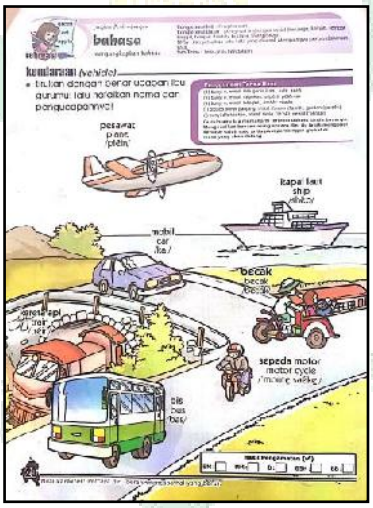

Picture 4 : English Lesson inside Citra TK

Based on the observation of the learning material above, it was found that the material presented in the learning magazine was suitable with the students. They constructed by considering some the aspects needed for the students. Thus, the material contains basic things such as alphabet, number, vocabulary, and art activity. Moreover, it has some colorful pictures to make it looks interesting for the students. However, the

researcher found that the material was not constructed based on a specific theme. The material combined two themes in a material. There were plant and recreation. Consequently, it made the students could not learn many things for both the theme since each theme was not given completely. Each time was not constructed by considering all the aspects. It could be seen at the English lesson, the students were only given English vocabulary for recreation theme while for the plant theme, it did not exist. In addition, it was found that the colorful picture provided was still less. While for the learning activity was also less of creativity.

2) Syllabus

Teachers at PAUD Terpadu Joy kids presented the material based on the syllabus. It is created based on national curriculum for early young learners. The syllabus presents one year learning plan that divided into two such as odd semester and even semester. Each semester concerns on some themes. Moreover, all the themes also has their own sub theme. For each sub theme also contains some subs theme as well. One theme can be taught to students for one week and for one meeting the teacher will be delivered one sub and sub of the theme.

UNIVERSITAS ISLAM NEGERI
ALAUDDIN
MAKASSAR

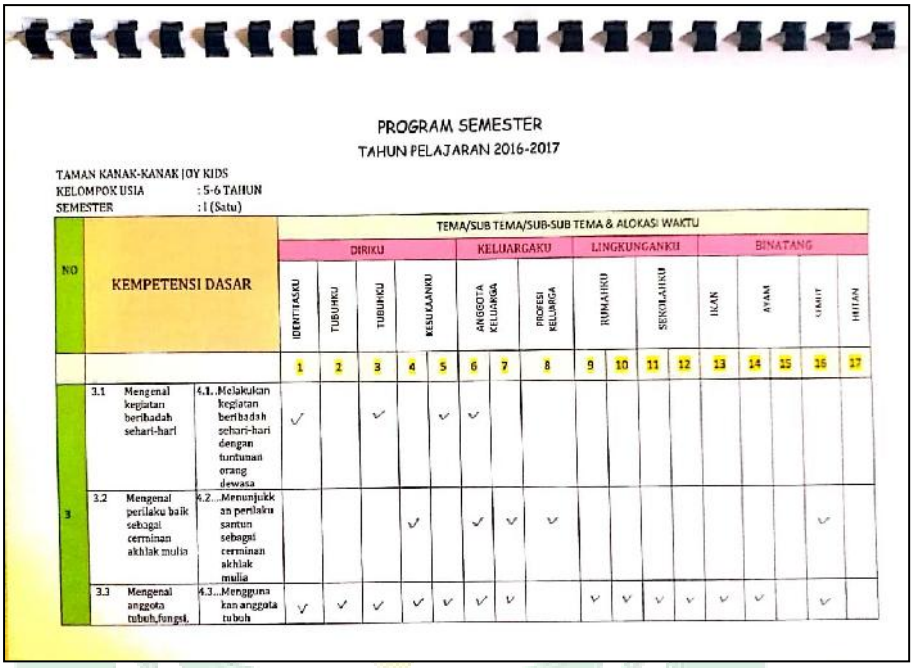

PROGRAM SEMESTER
TAHUN PELAJARAN 2016-2017

TAMAN KANAK-KANAK JOY KIDS
KELOMPOK USIA : 5-6 TAHUN
SEMESTER : I (Satu)

NO	KOMPETENSI DASAR		TEMA/SUB TEMA/SUB-SUB TEMA & ALOKASI WAKTU																
			DIRIKU					KELUARGAKU			LINGKUNGANKU			BINATANG					
			IDENTITASKU	TUBUHKU	TUBUHKU	KESUKAANKU		ANGGOTA KELUARGA		PROFESI KELUARGA	RUMAHKU	SEKOLAHKU		IKAN	AYAM		SEMUT	HUTAN	
			1	2	3	4	5	6	7	8	9	10	11	12	13	14	15	16	17
3	3.1	Mengenal kegiatan beribadah sehari-hari	4.1.	Melakukan kegiatan beribadah sehari-hari dengan tuntunan orang dewasa	✓		✓		✓	✓									
	3.2	Mengenal perilaku baik sebagai cerminan akhlak mulia	4.2.	Menunjukkan perilaku santun sebagai cerminan akhlak mulia				✓		✓	✓	✓						✓	
	3.3	Mengenal anggota tubuh,fungsi,	4.3.	Menggunakan anggata tubuh	✓	✓	✓	✓	✓	✓	✓	✓		✓	✓	✓	✓	✓	

Picture 5 : Kindergarten Syllabus

After observing the syllabus the researcher concluded that different from the learning magazine applied at school, every theme were taught one by one. One theme should not be combined with another theme since each theme has its own sub and sub of the theme sub. Thus, by considering the limited time the researcher intended to select only one particular theme to be developed. The theme chosen was Plant that existed at the second semester.

3) Weekly Lesson Plan (RPPM)

In conducting learning and teaching process, the teacher utilized Weekly lesson plan as their guidance for material given weekly. In weekly lesson plan, it covers a theme and a theme sub along with the sub for each theme sub. Moreover each theme sub is elaborated into some

activities that expected to do during learning each sub of the theme sub. Weekly lesson plan used at PAUD Terpadu Joykids can be seen as follows:

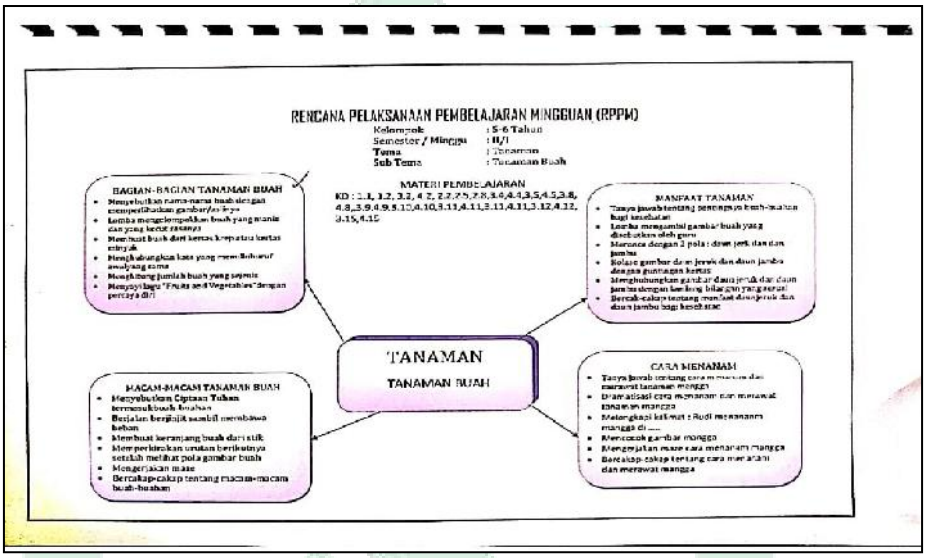

Picture 6 : Weekly Lesson Plan (RPPM)

Based on the observation, the researcher concluded that each theme has its various theme subs that also contained various subs. For example plant theme has some subs one of those is Fruit. For this theme sub it is also elaborated into some subs related to fruit such as part of fruit, the benefit of fruit, kind of fruit, how to plant fruit. Furthermore, each subs of theme sub then has its own activity arranged regarding the some aspects such as morality and religion, social and emotional, cognition, Language, physical, and art. The activities selected are also various but still regarding the aspects and the subs. It can be inferred from the picture that the students are expected to learn by doing and playing.

4) Daily Lesson Plan (RPPH)

Daily Lesson Plan is also a supporting tool for the teacher during handling the class. Thus, not only weekly lesson plan, daily lesson plan is also necessary for the teacher. Different from the weekly lesson plan where it displays the content of weekly material, daily lesson plan provided things more specifically. It shows the basic competence, some indicators of learning achievement, media used, and the activity during the learning process arranged clearly along its estimated time.

After observing the daily lesson plan, the researcher found out that the teacher handled the learning and teaching process by applying scientific learning. Based on the daily lesson plan, the activities given to students are classified into opening, main, and closing activity. Moreover, during the learning process the students are asked to observing, asking, and collecting information. The daily lesson plan can be seen as follows:

UNIVERSITAS ISLAM NEGERI
ALAUDDIN
MAKASSAR

Rencana Pelaksanaan pembelajaran Harian
(R. P. P. H)

Kelompok / usia : B 5-6 Tahun
Semester / Minggu : II / I
Tema / sub-tema / sub-sub Tema : Tanaman / Tanaman buah / bagian-bagian Tanaman buah
Hari / Tanggal : Selasa, 07 Januari 2020

Kompetensi Dasar (KD)

1.2, 2.2, 3.2 - 4.2, 3.5 - 4.5, 3.6 - 4.6, 3.10 - 4.10, 3.11 - 4.11, 3.12 - 4.12, 3.15 - 4.15

Indikator pencapaian pembelajaran

Beberapa indikator pencapaian pembelajaran dalam kegiatan ini, antara lain :

- Anak mampu menyebutkan nama-nama buah dengan memperlihatkan gambar / aslinya.
- Anak berlomba mengelompokkan buah yang manis dan yang kecut rasanya
- Anak membuat buah dari kertas krep atau kertas minyak
- Anak menghubungkan kata yang memiliki huruf awal yang sama
- Anak menghitung jumlah buah yang sejenis
- Anak menyanyi lagu Fruits and vegetables dengan percaya diri

Media / sumber belajar

- Macam-macam buah (gambar / asli) daun pisang, gunting kertas gambar, pensil, krayon, papan tulis.

langkah kegiatan

I. Pembukaan ± 30 menit
   - Berdoa, salam
   - Menyebutkan nama-nama buah
   - lomba mengelompokkan buah rasanya manis dan buah rasanya kecut

II. Inti ± 60 menit
   a. Mengamati
      - Anak mengamati buah-buahan

   b. Menanya
      - Anak didorong untuk bertanya tentang tekstur, bagian-bagian

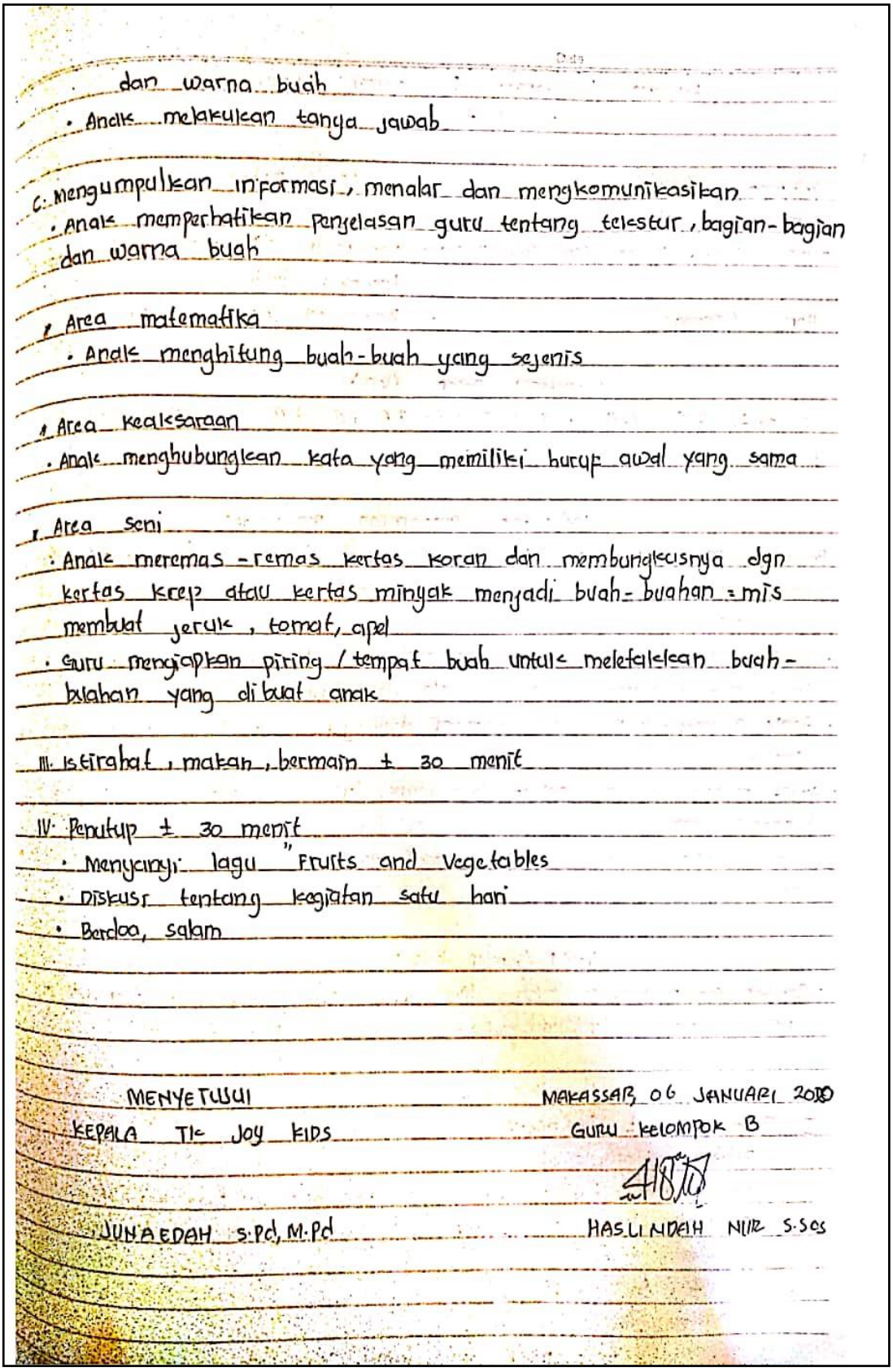

dan warna buah
• Anak melakukan tanya jawab

C. Mengumpulkan informasi, menalar dan mengkomunikasikan
• Anak memperhatikan penjelasan guru tentang tekstur, bagian-bagian dan warna buah

* Area matematika
• Anak menghitung buah-buah yang sejenis

* Area keaksaraan
• Anak menghubungkan kata yang memiliki huruf awal yang sama

* Area seni
• Anak meremas-remas kertas koran dan membungkusnya dgn kertas krep atau kertas minyak menjadi buah-buahan misl membuat jeruk, tomat, apel
• Guru mengiapkan piring / tempat buah untuk meletakkan buah-buahan yang dibuat anak

III. Istirahat, makan, bermain ± 30 menit

IV. Penutup ± 30 menit
• Menyanyi lagu "Fruits and Vegetables
• Diskusi tentang kegiatan satu hari
• Berdoa, salam

MENYETUJUI
KEPALA TK Joy KIDS

JUNAEDAH S.Pd, M.Pd

MAKASSAR, 06 JANUARI 2020
GURU KELOMPOK B

HASLINDAH NUR S.Sos

Picture 7 : Written Daily Lesson Plan

c. Reviewing Needs Inventory from Linguistics Needs

After conducting interview and Document Analysis, the researcher collected data that became as the need inventory. They found out the Linguistics needs of the students. It was analyzed in order to select the skill and appropriate material required for designing the English material

1) Learning Ability

Learning ability of students was found out by analyzing Language information gathered through the interview. Language information refers to present situation of student's English skill. It presented how far was students' skill and comprehension for English. The data indicated that students only know how to mention the word by imitating how their teachers pronounce it. Moreover, they cannot write it.

2) Learning Priority

Learning priority was obtained by analyzing the data gained from teacher interview on the Personal information. It indicated that students are taught English by recognizing the theme-based vocabulary. One of the themes presented for them is Plant theme. In addition the data obtained from the Language learning need information displayed that the material presented should consist of vocabulary, number, simple sentence and art.

UNIVERSITAS ISLAM NEGERI ALAUDDIN MAKASSAR

Table. 3 Students' Learning Priority

Vocabulary
Number
Simple Sentence
Art

d. Reviewing Needs Inventory from Learning Needs

1) Students Learning Problems

Data obtained from the interview showed that students learning problems analyzed from learner's lack information. It is drawn that students had problems with their learning material. Learning material provided is monotonous for them. As the result, they had less interest in learning. Moreover, based on the Document Analysis, it was showed that the material consisting only some colorful page. For the activities, there were only limited activities that may support students in learning the topic along with the English

Table 4. Students' Learning Problems

The students had less reference for English activity
The students had less reference for thematic vocabulary
The students' material is less interesting

2) Students Learning Preferences

According to the learners need information obtained from interview, students prefer to learn concrete things rather than the abstract one. Hence, during the learning process it is crucial to present a picture or use realia to teach the students. Moreover, they prefer to learn something attractive for them. There should be various activities and interesting picture presented for them.

3) Students Learning Style

Student Learning Style was obtained by analyzing information from the interview. Based on the environmental situation it was found that the teacher utilize the media and things surround the students so that the students may learn by playing, using pictures, and getting involved in learning and teaching process. Moreover, they feel more enjoyable when the activity is not only conducted by sitting still in the classroom but also allow them to go out and learn.

Table 5. Students Learning Style

Learning by Playing
Learning by Using Picture
Learning by Audio
Learning through Interesting Material

UNIVERSITAS ISLAM NEGERI ALAUDDIN MAKASSAR

B. The Design of The English Printed Material for Early Young Learners at PAUD Terpadu Joy Kids Makassar

Based on the ADDIE Model, after the data being collected and analyzed in Analysis Phase, the researcher then moved to the second step that was designing phase. In this phase the researcher started to manage the data gained from the previous phase to become the prototype and syllabus for the developed material. Through designing the syllabus, the researcher would be facilitated in developing appropriate material since it contained the course content and the sequence of performance. In other words, the syllabus might be guidance for the researcher in creating the material later.

Moreover, in the process of designing the syllabus the researcher should determine what kind of syllabus that would be design. In this case, the researcher had designed a syllabus based on Kindergarten Curriculum. There were three components that would be involved such as;

1. Learning Goals

Learning goal refers to what the students expected to achieve after learning the material designed for them. The material is provided in order to support students in Learning English. Similar to the kindergarten curriculum, the material contains learning goals with some aspects included in it such as morality and religion, social and emotional, cognition, Language, physical, and art

In addition the material is created based on the result of students' need analysis as well as the current curriculum in PAUD

Terpadu Joy Kids. In this research, the researcher intended to develop theme based material concerned on "Plant" Theme. The theme contains several sub themes. However, the researcher selected sub themes namely "Parts of Fruit".

2. Learning Priority

Learning priority refers the preference in learning process that is what the students are preferred to achieve. In the syllabus, the material developed concerns more on facilitating the students to acquire and understand more about English vocabulary. Hence, the material involves various learning activity based on "Parts of fruit".

3. Activity

Activity refers to what the students do during the learning process in order to achieve learning goals. In this research, the activities given are expected to support the students in recognizing and acquiring English words. The activities are divided into several parts based on the aspects included in kindergarten curriculum. For instance; in the physicals aspects in which the students will learn by doing, the activity will be students are asked to color the picture of a fruit. Here they will learn vocabulary of fruit as well as the color.

In this research, the researcher designed the syllabus based on steps elaborated in Ministerial regulation of Ministry of Education and Culture no 146 2014 on Kindergarten Curriculum, the steps could be seen as follows;

1. **Make list of theme for one semester**

   In this phase, the researcher needed to select some themes that would be contained in the syllabus. The suitable themes for kindergarten have been providing in the school syllabus based on the curriculum. Then, the researcher selected some themes in the existing syllabus that would be developed.

2. **Determine the time allocation of learning process**

   In this phase, the researcher should determine time allocation for each theme that would be taught. Based on the existing syllabus, the researcher found out the time allocation for each theme.

3. **Determine the basic competence on each theme**

   In this phase, the researcher determined the basic competence on each theme based on the syllabus of the kindergarten.

4. **Select and Arrange the theme regarding some principal;**

   a. a theme selected is the most common topic for kindergarten students

   b. a theme is arranged gradually by considering the difficulty level, it should be started by the simple one to the difficult one

   c. a theme selected by considering students' interest

   d. a theme consists all the aspects of students growth

UNIVERSITAS ISLAM NEGERI ALAUDDIN MAKASSAR

After observing the themes provided in the existing syllabus The researcher found out five themes that could be developed regarding the principals above, such as My-Self, Environment, Plant, Animal, and Occupation. In this research, the researcher intended to develop the "Plant" theme.

5. **Elaborate a theme into some theme subs and specifically divided each theme sub into some subs for each semester**

   In this research, the researcher develop a theme that is " Plant" theme. Based on the existing syllabus in PAUD Terpadu Joykids, this theme contains some subs of theme. However, the researcher concerns only on "Part of Fruit" theme sub.

In addition, Based on the Ministerial Regulation, the form of the syllabus can be designed by the kindergarten itself. Hence, in this research, the researcher designed the syllabus by adapting syllabus form of kindergarten in Ministerial Regulation. It contains some components such as theme/sub of theme, basic competence, indicator, learning activity, media/learning source, evaluation, duration. The prototype syllabus designed by the researcher can be seen as follows:

\

UNIVERSITAS ISLAM NEGERI
ALAUDDIN
MAKASSAR

Table 3 : Prototype Syllabus

Theme/ Sub of Theme	Basic Competence	Indicator	Learning Activity	Media/ Learning Source	Evaluation	Duration
Plant "Parts of Fruit "	3.11 understanding the expressive language skill (expressing language skill verbally and non-verbally)	3.11.1 Imitating the pronunciation of the English Vocabulary correctly	**"Listen and Say"** Teacher show picture and pronounce the vocabulary correctly then students will repeat by copying the way vocabulary pronounced	• Learning material • Pictures • Realia • Teachers voice	Observation	
		4.11.2 Stating the English Vocabulary about " part of Fruit" by drawing	**" Draw me! "** Students draw picture of the vocabulary given			
	4.11 Showing the ability to use the expressive language orally and non-orally	4.11.1 Showing the ability to mention the English Vocabulary correctly	**" who am i? "** Students try to guess the vocabulary of a picture			
		4.11.2 Showing the ability to write the English vocabulary	**" Connecting the dots"** Students write vocabulary by connecting the dots that will form the correct writing of the vocabulary			

UNIVERSITAS ISLAM NEGERI ALAUDDIN MAKASSAR

C. The Development of English Printed Material on Theme of Plant for Early Young Leaners

After designing the syllabus the researcher moved to the next step that was Developing phase. In this section, the researcher attempted to create the material based on the syllabus. Moreover, it would contain the lesson plan and learning activity. In the process of developing the material the researcher were guided by the procedures of developing material derived from Jolly and Bolitho (2011:113) in Tomlinson (2013). The procedures can be seen as follow;

1. Identifying Students' Need over The Material

Before developing the material the researcher should identify what the students need over the material. It is crucial since it may influence how the process of learning will be. A good material will generate a good result of the learning process. Hence, in this research, the researcher began the process by analyzing students' need. The data of students' need were obtained through interviewing the teacher and observing the material used. Moreover, there were also supporting data obtained from the weekly and daily lesson plan given by the teacher to the researcher.

2. Exploring Students' Need

After collecting the data of students' need, the researcher begun to explore students' need by elaborating the data into smaller units then classifying them. It would facilitate the researcher to understand more and

would lead the researcher to determine the learning priority that would become the focus in the developed material.

3. Contextual Realization of Material

After the researcher determined learning priority of the material developed, the next step that should be taken was considering the suitability between the contexts of the material developed with the condition of culture surrounded by the students. How the students learn in the class, how the teachers deliver the material should be consider well by the researcher in order that the material later could be suitable and effective to be used..

4. Pedagogical Realization of Material

Before creating the material, another crucial thing for the researcher is considering the facility of the material developed to be applied by the teacher later. The researcher should provide a material that is easy to understand and to apply by the teacher. Hence delivering a well-understood instruction is important.

5. Production of Material

Producing the material is the last procedure that the researcher takes in developing phase. In this process, the researcher began to create the material by considering several things that had been determined before such as content material based on students' need, contextual and pedagogical realization of Material also the layout of the material.

UNIVERSITAS ISLAM NEGERI
ALAUDDIN
MAKASSAR

Based on the result of students' need analysis, the development would concern on "Plant" particularly on "Part of Fruit" theme sub. Moreover, the developed material would contain various activities that more concerned on introducing English Vocabulary based on theme to the students. All the activities included were organized based on several aspect of learning material namely morality and religion, social and emotional, cognition, Language, physical, and art.

The elaboration of each aspect and its learning activity can been as follows:

a. Morality and Religion

According to Permendikbud (2015), one of the regulations in childhood education is the aspect of morality and religion. It requires the teacher to guide them about morality and religion values. Their understanding of the values is obtained from their learning activity.

In interview section, the teacher of PAUD Terpadu Joy Kids explained of how they deliver the morality and religion aspect in the class. It was stated that the aspect was delivered implicitly. During the class, the teacher would observe how the students behave in the class whether they implement morality and religion aspect. Sometimes the teacher found that the students implement moral aspect through the interaction among the students and even teacher during the class for example they pay attention to people who explain or talk to them. While for the religion aspect, could be seen when the students started their learning process by praying. In this

research the researcher provided learning activity regarding morality and religion aspect. The researcher attempted to show them directly by giving example related to phenomenon around them. Hence they would be more easily to understand this aspect.

1) What do you think? (Good or Bad)

In this learning activity, the material is provided in form of a worksheet. It leads the students to understand the examples of good behavior that they usually find in their daily life. Throughout the worksheet, there will be some illustrations of good behavior and bad behavior that commonly happen in daily life. Since the developed material concerned on "Plant theme" so, the illustrations will refers to good behavior and bad behavior over the plant. One example could be a picture of a kid who is planting a flower and another one is a picture of a kid who is step on the flower. Then the students are asked to determine which illustration that represent the good behavior and which one is the bad one. They may draw the symbol of good (√) if they determine it as a good behavior and they draw symbol of bad (×) if they think the illustration is as a bad behavior.

In addition, the researcher also provides caption for each illustration. The caption itself contain several vocabularies refers to plant. Therefore, students may improve their vocabulary.

2) Giving Colour!

The students are presented one of the name of Allah. They are asked to give colour to it. Under the name the researcher attached the name of Allah in English and Indonesian. This activity might help students to recognize one of the Name of Allah.

b. Physical-Motoric

During students' growth they will be encountered improvement for each stage of growth they pass. One of the improvements is their kinesthetic improvement. The improvement refers to ability to utilize their part of body. Hence, in developing the material the researcher should provide learning activity that support their kinesthetic improvement. Similar to Permendikbud, 2015 involving learning activity that will stimulate students' kinesthetic improvement is crucial. It engages the students to involving their parts of body during their learning experience. Therefore, the researcher provided activities as follows;

1) Cut and Stick

In this activity, the students are provided pictures of uncolored fruit parts that are separate one another. Hence, the students are asked to arranged fruit parts and be organized well so that the fruit could be seen clearly. However, again the students need to cut the picture and stick it when organizing it. Moreover, the researcher also provides

UNIVERSITAS ISLAM NEGERI ALAUDDIN MAKASSAR

vocabulary for each part of the plant in order to support the students in learning vocabulary.

2) Solving puzzle

In this activity, the students are lead to know more about fruit vocabulary by solving puzzles. There will some pictures of fruit however, the pictures are not served completed, and they lose some parts. Then under the uncompleted pictures there are some puzzles in form of several squares that will complete the losing parts of the fruit picture. Students have to choose which shape that suit for each uncompleted picture. During solving the puzzle first thing that students need to do is recognizing the uncompleted pictures by reading the vocabulary on it. When the students have recognized the fruit in the picture, they may easily choose the correct puzzle to complete the picture.

c. Cognitive

Cognitive aspect stimulates the students to use and improve their thinking ability during their learning experience. Hence, the researcher provided them activities that require students' thinking ability. In the developed material, he students involve their thinking ability when they attempt to solve the problem or do something based on the instruction given. The activities such as:

UNIVERSITAS ISLAM NEGERI ALAUDDIN MAKASSAR

1) Grouping Fruits

In this activity, the students have to classify which fruit tastes sweet and which fruit tastes sour. The students will draw emoticon smile for sweet fruit and will draw sad emoticon for sour fruit. Before doing their task, the students are introduced two vocabulary of fruit taste such as sweet and sour.

2) Counting Fruits

In this section, the students are lead to recognize the same fruit and count them. After counting the fruits the students will match the fruit with the number that has been provided by drawing line to connect the fruits with the correct number. Here, the students will obtain additional vocabulary of number.

3) Connecting dots

In this activity, the researcher intends to stimulate students' ability in writing by providing them some fruits vocabulary in form of separate dots. Students' task is to rewrite the vocabulary by connecting the dots so the vocabulary can be read well. Here while doing the task the students may learn how to write the vocabulary, recognize the letter for each word and understand the vocabulary.

d. Social Emotional

In this part, the activity intends to stimulate students in building their character. The researcher prepares a worksheet where the students are able to decide what they have to do when they are facing a

particular situation. After doing the task the students are expected to be students with good character. They know how to behave to their selves, other people, even to the other creatures like animal, plant or even unloving things.

1) What will you do?

In this activity, the researcher provides the students a picture along with description to describe a condition. The students then asked to choose what actions they will take when they face the situation the pictures are not well arranged. To support students in learning vocabulary the researcher gives a simple caption for each picture that consists of some vocabularies.

e. Language

Language aspect refers to students' ability in in using language skill. Hence, the researcher has prepared learning activity intended to encourage the students to recognize sound and words. Moreover, it intends to stimulate students to speak and even write simple words.

1) Listen and say

In this activity, the students are showed several pictures of fruit along its name. Then the teacher will pronounce each fruit one by one. After the teacher mentions one fruit students have to follow her. Students and teacher do it until all the fruits are pronounced well. This activity intends to introduce vocabulary of fruit to the

UNIVERSITAS ISLAM NEGERI ALAUDDIN MAKASSAR

students. Moreover, it also attempts to encourage students to practice speaking English.

2) **Who am I ?**

In this activity, the students are expected to guess the name of fruit. In the worksheet the researcher has provided some pictures of fruits then students have to guess the name of its picture. The teacher will ask the students to mention the name of fruit by pointing one of the picture.

3) **Spell its name!**

In this activity, the students are asked to spell the vocabulary of fruit by following the teacher. While the teacher will spell the word clearly in order that the students can imitate her.

4) **Arranging Letters**

In this activity the students are asked to re-arrange some letters into a correct vocabulary of fruit. To stimulate the students the picture of each word will be displayed.

5) **What is your favorite fruit?**

Here, the students are served a simple conversation in English talking about favorite food. The students will learn how to express their favorite fruit in English and practice to talk with their friends

UNIVERSITAS ISLAM NEGERI ALAUDDIN MAKASSAR

f. Art

In this part, the researcher provides students activity that let the students to express their creativity and build their confidence. The activities can be seen as follows;

1) Sing a song

In this activity, the students are given lyrics of an English song that contains of vocabulary related to fruit. Then they will listen to the song and looking at the lyrics after that the teacher will replay the song and all the students are asked to sing together.

2) Draw Me !

In this activity the students are asked to draw their favorite fruit. This activity attempts to let students' creativity and confidence build up. The researcher leaves a simple question on the worksheet asking them in English. The question will be "what is your favorite food?" well the question is followed by the translation to facilitate the students in understanding the question. Also the researcher gives picture as example and instruction to answer the question by drawing their favorite fruit.

UNIVERSITAS ISLAM NEGERI
ALAUDDIN
MAKASSAR

D. The Evaluation Result of English Printed Material on Theme of Plant For Early Young Learners at PAUD Terpadu Joy Kids Makassar

This was the last phase conducted by the researcher based on ADDIE model. In this phase, material developed would be carefully considered in order to decide it had been appropriate or not. The evaluation would be conducted in three different kinds of evaluation. Those were self-evaluation which would be done by the researcher herself, peer-evaluation which would be conducted by the other researcher, and last was expert evaluation that definitely would be handled by experts in this case were the teachers of PAUD Terpadu Joykids. In evaluating the developed material, the experts would use Evaluation checklist.

1. Self-Evaluation

In this research, the researcher developed an English material for students at PAUD Terpadu Joykids. The researcher started her research by investigating students' need over the material. The material concerned on "Plant" theme based on the need analysis result. The theme was selected after the researcher conducted a preliminary study and need analysis. Based on the preliminary study it was found that there were some themes provided and one of those was "Plant" theme. While based on need analysis conducted by interviewing the teacher and observing some documents from school. The documents were previous material, syllabus, weekly lesson plan, and daily lesson plan. It was found that material for "plant" theme

being used at school was needed to develop**.** Moreover, the theme selected concerned on "parts of fruit" theme sub.

2. Peer Evaluation

Peer evaluation is the process of determining how the developed material is and was conducted by the other researchers of this research. There were four researchers who would evaluate the material. They utilized a validation checklist constructed based on some theories and contained some aspects. According to the instrument the researcher would identify the relevancy of the material, the thematic material, the learning activities, the skill and competence, the teachers' role toward the material, the learners' role toward the material, the existing of self-development program, and the appearance of the material would be.

The result of the peer evaluation indicated that the developed material was good enough but still need to be revised. It had been constructed well by providing colourful pictures related to the theme. in addition the learning activity also had been presented in various model regarding the aspect in kindergarten curriculum. However, There were some suggestions from the other researchers. The first researcher suggested that the researcher should be careful with the appearance of the material. The researcher should consider how the instructions presented. It included the font type, model and how to differentiate each instructions to make it more interesting and easy to understand. Moreover, the second researcher

along with the third and fourth researcher only suggested that adding the main competence and basic competence is crucial on the worksheet.

Table. 7 Peer Evaluation Result

Aspect	Indicator	Items
The relevance of the material (Tomlinson, 2013)	1. The appropriateness of the material for childhood education in introducing English 2. The appropriateness of the material toward the students' need 3. The appropriateness of English material toward the age of students	30 30 0
The thematic material to introduce "Environment" in English (Soni, 2015)	1. The appropriateness of Environment theme for childhood education 2. The Environment theme as a part of students' interest 3. The influence of Environment theme for students' English learning	40 30 30
The learning activities in the developed material (Soni, 2015)	1. The variety of activity in the developed English material 2. The influence of English material toward students' active participation 3. The influence of English material for students to practice English	40 30 30
The skill and the competence in the developed material (Suyanto,2007)	1. The influence of English material toward students English skill development 2. The influence of English material to provide thematic vocabulary	50 50
Teachers' role toward the developed material (Tomlinson,2013)	1. The use of the developed material as teaching reference for teacher 2. The easiness of English material to be used by the teacher 3. The use of English material in evaluating students skill development	0 30 30

The learners' role toward the developed material (Tomlinson, 2013)	1. The influence of English material in students' social interaction 2. The influence of English material in creating interactive condition in the classroom	0 50
The existing of self development program in material (Permendikbud, 2015)	1. The appropriateness of English material the whole aspect in childhood education curriculum	0
The appearance of the developed material (Piaget in Boundless Psychology,2015)	1. The attractiveness of the developed material for students 2. The appropriateness of the input (picture, vocabulary, activity) for students 3. The encouragement of the input for students to learn English	40 0 0
Total		**510**

$$P = \frac{510}{800} \times 100\% = 63{,}75\ \%\ (\text{Good})$$

3. Expert Validation Result

Expert validation is the process where the developed material is validated by the experts in order to find out whether the material has been appropriated enough to use. In this research there were two experts who validated the material. Both of the experts are the lecturer of Early Young Learners Islamic Education Department and the lecturer of English Education Department at Alauddin State Islamic University of Makassar. The result of the first validation process indicated that the researcher should provide step to conduct the learning process in delivering the developed material. After that, the researcher included the learning step suggested in the first validation process. Then, after adding the learning steps, the experts then conducted the second validation. It revealed that

the material had been good but still need to be revised. The expert suggested that the material should include all the growth aspect specifically the social and emotional aspect and should consider the level of the task with students' age.

Table. 8 Expert Validation Result

Aspect	Indicator	Items
The relevance of the material (Tomlinson, 2013)	4. The appropriateness of the material for childhood education in introducing English	30
	5. The appropriateness of the material toward the students' need	30
	6. The appropriateness of English material toward the age of students	0
The thematic material to introduce "Environment" in English (Soni, 2015)	4. The appropriateness of Environment theme for childhood education	40
	5. The Environment theme as a part of students' interest	30
	6. The influence of Environment theme for students' English learning	30
The learning activities in the developed material (Soni, 2015)	4. The variety of activity in the developed English material	40
	5. The influence of English material toward students' active participation	30
	6. The influence of English material for students to practice English	30
The skill and the competence in the developed material (Suyanto,2007)	3. The influence of English material toward students English skill development	50
	4. The influence of English material to provide thematic vocabulary	50
Teachers' role toward the developed material (Tomlinson,2013)	4. The use of the developed material as teaching reference for teacher	40
	5. The easiness of English material	30

	to be used by the teacher 6. The use of English material in evaluating students skill development	30
The learners' role toward the developed material (Tomlinson, 2013)	3. The influence of English material in students' social interaction 4. The influence of English material in creating interactive condition in the classroom	0 50
The existing of self development program in material (Permendikbud, 2015)	2. The appropriateness of English material the whole aspect in childhood education curriculum	0
The appearance of the developed material (Piaget in Boundless Psychology,2015)	4. The attractiveness of the developed material for students 5. The appropriateness of the input (picture, vocabulary, activity) for students 6. The encouragement of the input for students to learn English	40 0 0
Total		**550**

$$P = \frac{550}{800} \times 100\%$$

$$= 68{,}75\ \%\ (\text{Good})$$

UNIVERSITAS ISLAM NEGERI
ALAUDDIN
MAKASSAR

CHAPTER V

CONCLUSIONS AND SUGGESTIONS

A. Conclusions

1. The research was conducted in order to develop Plant theme English Material for Early young learners at PAUD Terpadu Joy Kids Makassar. It was started with need analysis by conducting interview with the teacher and observing some documents from the kindergarten including the syllabus, the lesson plan, and the existing material (Citra TK). The result of this process indicated students learning style and appropriated material These data becomes the foundation in designing and developing the English material.
2. The English material developed concerns on introducing Vocabulary related to Plant. The material was designed by including the six self development program (Morality and Religion, Social-Emotional, Cognitive, Physical-Motoric, Language, and Art) in learning activity. It contains vocabulary, number, phrase, simple sentence, and art. Moreover, it is presented in some colored pictures and various learning activity. Moreover the researcher provided barcode to support students in recognizing the vocabulary.
3. The result of validation process indicates that the developed material has been appropriated enough to be implemented in Kindergarten.

UNIVERSITAS ISLAM NEGERI
ALAUDDIN
MAKASSAR

B. Suggestions

Based on the conclusions stated above, the suggestion can be given as follows

1. The researcher suggested that the developed material can be used by the Early young learners to learn the English vocabulary
2. The researcher suggested that the developed material can be utilized by the teacher of kindergarten to introduce English for the Early young learners
3. The researcher suggested that the developed material is capable to be adopted by the next researcher as the reference in developing English material for early young learners.

UNIVERSITAS ISLAM NEGERI
ALAUDDIN
MAKASSAR

BIBLIOGRAPHY

Bibliography of Books and Journal Articles

Ahmad,Djuwairiah & Hikmawati. 2017. Developing Greeting and Self Introduction Materials Dealing With 2013 Curriculum of the Seventh Grade in MTsN Balang-Balang. English, teaching, learning and Research Journal, 125-136

Ahmed,Shameem.(2017).Authentic ELT Materials in the Language Clasroom: An Overview.Bangladesh.Journal of Applied Languageand Language Research.4(2).181

Aldoobie,Nada.2015.ADDIE Model. American International Journal of Contemporary Research, 5, 68

Astari, Nana M. 2016. Developing English Learning Materials Using A Theme Based Storybook for Reading Comprehension of "When English Rings A Bell" Textbook for Grade VII of SMP/MTs. Yogyakarta State University

Azarnoosh,et.al.2016.Issues in Materials Development. Sense Publisher, Rotterdam

Borg. W.R. Gall. J.P, & Gall, M.D. 2003.*Educational Research*: An Introduction *(7th Edition)*.United States of America.Pearson Education Inc

Brown, J. D. 2005. *Foreign and second language Needs analysis*. In Zohoorian,Zahra.2015.A Need Analysis Approach: An Investigation of Needs in An EAP Context. *Theory and Practice in Language Studies*,5, 58-65.

Cameron,L.2001. Teaching Languages to Young Learners.United Kingdom: Cambridge University Press

Davis, A. 2013. Using instructional design principles to develop effective information literacy instruction The ADDIE model College and Research Libraries

Education and Culture Ministry of Indonesia. 2015. *The Regularity of Education and Culture Ministry of Indonesia Number 145 Year 2014 for Childhood Education Curriculum 2013*

Ellis,Gail.2013."Young Learner's": Clarifying Our term. Pennsylvania State University

Evans, D.T., & St..John, M.J. (1998). *Development in English for Spesific Purposes*. Cambridge: Cambridge University Press.

Hutchinson,T & Alan Waters.1987.*English for Specific Purposes: A Learning-Centered Approach,* Cambridge:Cambridge University Press

Ilmiah, Nur, Nur Aliyah Nur. 2018. Developing Asking and Giving Information Materials Dealing with 2013 Curriculum of SMP Eight Grade. Alauddin State Islamic University of Makassar

Kusumawati, F.P 2017.Developing English Material for Speaking Skill Based on ADDIE.Premise Journal 6.(1)

Latif, M. A. 2012. Research Methods on Language Learning (An Intriduction). Malang: UM Press. In Mubar,MKNA.2015. Developing English Learning Material for Young Learners Based on Need Analysis at MTsN Model Makassar,1, 313-330.

Mills,Geoffrey E & Lorraine R.Gay.2016. *Educational Research Competencies for Analysis and Applications (11th Edition).*United States of America: Pearson

Molenda,M. 2003. In Search of The Elusive ADDIE Model.

Mubar, M.K.N.A.2015. Developing English Learning Materials for Young Learners Based on Needs Analysis at MTsN Model Makassar. UIN Alauddin Makassar

Nurwahidah.2017. Developing English Materials for Students of Management Departement:Export-Import & Banking at STIE YPUP. UIN Alauddin Makassar

Olpińska, M. 2015. Teaching Materials for English in The Primary Education – also for the pre-school education?. Uniwersytet Warszawski

Piaget.2015. Piaget's Stages of Cognitive Development. Boundless Psychology

Pransiska,R.2016. Requirements of Teaching English for Young Learners:an Overview in Padang,West Sumatera

Reiser, R. A and Dempsey, J. V 2007. *Trends and issues in instructional design and Technology (2nd ed.).* New Jersey: Pearson Education, Inc.

Richards, J.C. & Schmidt, R. 2010. *Dictionaary of Language Teaching & Applied Languages*. Britain: Pearson

Septiyana,Etti.2013. Developing English Materials for Kindergarten Based on The Concept of Learning to Learn. Yogyakarta State University, Yogyakarta

Soni,Romila.2015. Theme Based Early Childhood Care and Educatin Programme. *National Council of Educational Research and Training*

Stec,Maria.2016. ELT Materials for Very Young Learners. A Teacher's Prespective on Selection, Implementation and Evaluation. *International Journal for Cross-Disciplinary Subjects in Education*. 7.2761-2767.

Sudiyono.2003. *Pengantar Evaluasi Pendidikan*. Jakarta:RajaGrafindo Persada.

Suyanto, K.K.E. 2014. *English for Young Learners*. Bumi Aksara

Tomlinson Brian.2013. *Developing Materials for Language Teaching (2nd Ed).* United Kingdom: Bloomsburry

Tomlinson,Brian.2011. *Material development in Language Teaching (2nd Ed*.). Cambridge: Cambridge University Press.

Uysal,Nuriye Degirmenci & Fatih Yavuz.2015. Teaching English to Very Young Learners.Turkey: ELSEVIER. *Social and Behavioral Sciences.* 197,21-22

Yassi, Abdul Hakim & Kaharuddin.(2018). *Syllabus Design for English Language Teaching*. Jakarta : Prenada Media Group

Bibliography of Picture Sources

Listen and say

https://pin.it/7sOi7Ji

https://pin.it/27UiA4N

https://pin.it/2NSFLsw

https://pin.it/3f0tfX8

https://pin.it/3OYiy1T

https://pin.it/1rKWzym

https://pin.it/2bZiTMc

ttps://pin.it/4WPtsLa

https://pin.it/2dQ662X

https://www.pinterest.ca/pin/718535315541581501/

https://www.youtube.com/watch?v=9VjqnaFSn9Y

UNIVERSITAS ISLAM NEGERI
ALAUDDIN
MAKASSAR

Connecting Dots

https://pin.it/7sOi7Ji

https://pin.it/1rKWzym

https://pin.it/27UiA4N

https://pin.it/2NSFLsw

Draw Me!

https://pin.it/7sOi7Ji

What will you do?

https://pin.it/6TzDzBA

https://pin.it/6fpBc8c

Grouping Fruits

https://pin.it/27UiA4N

https://pin.it/7sOi7Ji

https://pin.it/2NSFLsw

https://pin.it/1rKWzym

h https://pin.it/6f37ZB2

ttps://pin.it/4WPtsLa

Counting Fruits

https://pin.it/2QBS0Ur

Spell fruits

https://pin.it/7sOi7Ji

https://pin.it/1rKWzym

https://pin.it/27UiA4N

https://pin.it/2NSFLsw

UNIVERSITAS ISLAM NEGERI
ALAUDDIN
MAKASSAR

https://pin.it/2bZiTMc

https://pin.it/6f37ZB2

Cut and stick

https://pin.it/1KPTEDQ

Morality and Religion

https://pin.it/6TzDzBA

https://pin.it/6fpBc8c

Arranging Letters

https://pin.it/7sOi7Ji

https://pin.it/2bZiTMc

https://pin.it/27UiA4N

https://pin.it/2NSFLsw

Singing Happy Fruit Songs

https://www.youtube.com/watch?v=5tB9ZZBUcv4

https://pin.it/24FNFsf

https://pin.it/2aBmFqC

https://pin.it/1ktEIK5

https://pin.it/7sOi7Ji

https://pin.it/27UiA4N

https://pin.it/2NSFLsw

https://pin.it/3f0tfX8

https://pin.it/3OYiy1T

https://pin.it/1rKWzym

https://pin.it/2bZiTMc

UNIVERSITAS ISLAM NEGERI
ALAUDDIN
MAKASSAR

ttps://pin.it/4WPtsLa

https://pin.it/2dQ662X

https://www.pinterest.ca/pin/718535315541581501/

Solving Puzzle

https://pin.it/27UiA4N

Who am i?

https://pin.it/lVyn9gS

https://pin.it/6JXqT1s

https://pin.it/24FNFsf

https://pin.it/2bZiTMc

https://pin.it/3f0tfX8

https://pin.it/27UiA4N

https://pin.it/2NSFLsw

https://pin.it/7sOi7Ji

https://pin.it/6JXqT1s

What is your favourite fruit?

https://pin.it/6wRBQdS

Giving Colour!

https://mewarnaigambarsketsa.blogspot.com/2016/07/mewarnai-gambar-sketsa-kaligrafi-asmaul_0.html

UNIVERSITAS ISLAM NEGERI
ALAUDDIN
MAKASSAR

APPENDICES

APPENDICES

UNIVERSITAS ISLAM NEGERI
ALAUDDIN
MAKASSAR

APPENDIX 1

INTERVIEW GUIDELINES

(Teacher)

Modified from Dudley-Evans and St.John 1998

1. Menurut anda, Apakah bahasa Inggris perlu diperkenalkan sejak Taman Kanak-kanak? Dan berikan alasannya!
2. Bagaimana proses pengenalan bahasa inggris di PAUD Terpadu Joy Kids ?
3. Bagaimana respon siswa pada saat mengikuti kegiatan pembelajaran bahasa inggris berlangsung?
4. Berapa lama durasi pembelajaran bahasa Inggris di PAUD Terpadu Joy Kids ?
5. Sejauh mana kemampuan bahasa Inggris siswa di PAUD Terpadu Joy kids saat ini?
6. Bagaimana tingkat penguasaan kosa kata siswa di PAUD Terpadu Joy kids saat ini?
7. Apa kesulitan yang dihadapi siswa selama mengikuti kegiatan pembelajaran bahasa Inggris ?
8. Apa kesulitan yang dihadapi guru selama mengajarkan bahasa Inggris di PAUD Terpadu Joy Kids?
9. Apakah materi bertema (Plant) sesuai untuk pembelajaran bahasa Inggris ?
10. Apa pencapaian yang diharapkan dari pembelajaran bahasa Inggris untuk anak taman kanak-kanak?
11. Bagaimana jenis kegiatan bahasa Inggris yang diterapkan saat ini di PAUD Terpadu Joy Kids?
12. Bagaimana jenis kegiatan bahasa Inggris yang diharapkan di PAUD Terpadu Joy Kids?
13. Bagaimana desain materi ajar bahasa Inggris yang baik untuk anak taman kanak-kanak?
14. Apakah sarana dan prasarana di PAUD Terpadu Joy Kids mendukung proses pembelajaran bahasa Inggris ?
15. Bagaimana pemanfaatan media dalam pembelajaran bahasa Inggris di PAUD Terpadu Joy Kids?

UNIVERSITAS ISLAM NEGERI ALAUDDIN MAKASSAR

APPENDIX 2

VALIDATION CHECKLIST

Researcher: …….

Title : Developing Plant theme English Material for Early Young Learners at PAUD Terpadu Joy Kids,Makassar

Lembar review checklist ini bertujuan untuk mengetahui kesesuaian materi ajar Bahasa Inggris untuk siswa di PAUD Terpadu Joy Kids, Makassar.

A. Data Responden

Nama :

Umur :

Jenis kelamin :

Pendidikan : a. D3 b. S1 c. S2 d. S3

Pengalaman mengajar : a. 0-2 th b. 2-4 th c. >4 th

B. Isilah table berikut dengan member tanda centang (√) pada kotak yang tersedia.

YA : JikaAnda setuju dengan pernyataan yang ada.

TIDAK : Jika Anda tidak setuju dengan pernyataan yang ada

UNIVERSITAS ISLAM NEGERI
ALAUDDIN
MAKASSAR

NO	PERNYATAAN	YA	TIDAK
1	Apakah materi Bahasa Inggris yang dikembangkan akan sesuai untuk mengenalkan Bahasa Inggris di taman kanak-kanak		
2	Apakah materi Bahasa Inggris yang dikembangkan akan mendukung kebutuhan siswa di taman kanak-kanak		
3	Apakah materi Bahasa Inggris yang dikembangkan akan sesuai dengan usia siswa di taman kanak-kanak		
4	Apakah tema materi Bahasa Inggris *Plant* akan sesuai dengan kebutuhan siswa di taman kanak-kanak		
5	Apakah tema materi Bahasa Inggris *Plant* akan menarik minat belajar siswa di taman kanak-kanak		
6	Apakah tema materi Bahasa Inggris *Plant* akan memudahkan siswa taman kanak-kanak dalam mempelajari Bahasa Inggris		
7	Apakah aktifitas dalam materi yang dikembangkan akan bervariasi		
8	Apakah aktifitas dalam materi yang dikembangkan akan mendorong partisipasi aktif siswa taman kanak-kanak		
9	Aktifitas dalam materi yang dikembangkan akan mendukung siswa taman kanak-kanak dalam menggunakan Bahasa Inggris		
10	Apakah materi Bahasa Inggris yang dikembangkan akan mendukung pengembangan keterampilan mendengarkan, berbicara, membaca dan menulis siswa taman kanak-kanak		
11	Apakah materi Bahasa Inggris yang dikembangkan akan mampu memperkenalkan kosa kata sesuai dengan tema yang disajikan		
12	Apakah materi Bahasa Inggris yang dikembangkan akan memfasilitasi guru dalam mengajarkan Bahasa Inggris		
13	Apakah materi Bahasa Inggris yang dikembangkan akan mudah diajarkan oleh guru		
14	Apakah guru akan mampu menilai perkembangan keterampilan berbahasa Inggris siswa dengan materi yang dikembangkan		
15	Materi Bahasa Inggris yang dikembangkan akan mendukung interaksi social siswa taman kanak-kanak		
16	Apakah materi Bahasa Inggris yang dikembangkan akan menciptakan kondisi interaktif dalam kelas		
17	Materi Bahasa Inggris yang dikembangkan akan mendukung seluruh aspek perkembangan siswa taman kanak-kanak (aspek agama dan moral, fisik-motorik, kognitif, bahasa, sosial-emosional, dan seni)		
18	Apakah materi Bahasa Inggris yang dikembangkan akan memiliki tampilan yang menarik untuk siswa taman kanak-kanak		

19 20	Apakah input (gambar,kata dan aktifitas) akan sesuai dengan tingkat kemampuan siswa taman kanak-kanak Apakah input (gambar,kata dan aktifitas) akan mendorong keingintahuan siswa taman kanak-kanak untuk mempelajari Bahasa Inggris		

.

C. Saran dan kritik secara umum terhadap materi yang telah dikembangkan.

1. Bagaimana pendapat anda terhadap materi yang telah disusun?

.....
.....

2. Apa saja kekurangan yang terdapat dalam materi yang telah disusun?

.....
.....

3. Apa saran Anda untuk memperbaiki kekurangan tersebut?

.....
.....

Kesimpulan

Dapat disimpulkan bahwa materi yang telah dikembangkan:

(a). Sudah baik dan tidak perlu revisi

(b). Sudah baik tapi masih perlu revisi

(c). Belum baik dan masih perlu banyak revisi

Table 2. Score category

Grade Scale	Verbal Scale
81-100	Very Good
61-80	Good
41-60	Sufficient
21-40	Bad
0-20	Very Bad

Source : Sugiono, 2012, p.95

UNIVERSITAS ISLAM NEGERI ALAUDDIN MAKASSAR

APPENDIX 3

INTERVIEW TRANSCRIPT

Date of Interview section : February 20th,2020 at PAUD Terpadu Joy Kids Makassar

b) R : *Do you think English is neccessary to be taught in kindergarten?, Could you please give the reason?*

T : *I think it is important to teach English to kindergarten. However, considering the situations of our students which are still young and the curriculum for kindergarten, English is only as an interlude subjects. Therefore, we do not completely teach them English skill.*

c) R : *How is the process of introducing English in PAUD Terpadu joy Kids?*

T : *We teach them by introducing English vocabulary based on the theme that they learn.*

d) R : *How is the response of the sudents when they learn English?*

T : *During the process of introducing English, the Students look active*

e) R : *How long is the duration of English class in PAUD Terpadu Joy Kids?*

T : *In our kindergarten we do not have a specific time for English class since it is presented only as an interlude. Therefore, we usually introduce English in the middle of learning process which started at 9 a.m. and ended at 11.*

f) R : *To what extent is the English skill of the students in PAUD Terpadu Joy Kids?*

T : *Since we only introduce them some vocabulary by*

UNIVERSITAS ISLAM NEGERI ALAUDDIN MAKASSAR

telling them how to mention the words correctly. Hence, they only know the words are sounded and how the words are pronounced. While for the other skill like writing and reading they cannot.

g) R : *How is the vocabulary comprehension of the students in PAUD Terpadu Joy Kids?*

T : *They still have lack comprehension of vocabulary Because the English material provided is limited*

h) R : *What is the difficulty of the students in PAUD Terpadu Joy Kids when they learn English?*

T : *Well, learning English is a new experience for my students since they are still young and have no prior knowledge about it. During the class i think they have difficulty to enjoy the class. They easily get bored when the material is not interesting for them.*

i) R : *What is the difficulty experienced by the teacher in teaching English?*

T : *There are three teachers in this kindergarten including me and the headmaster. Unfortunately we have only one teacher who graduated from English Education Department while he cannot handle the class every day. Hence, sometimes it gets quite challenging for the other teachers like me to handle the class when it comes to English lesson. I cannot guarantee that I can teach the pronunciation well.*

j) *R : Is the theme of Plant material appropriate for English learning and teaching program?*

T : yes it is since it is one of the theme included in our School syllabus.

k) *R : Then, what is the students' achievement expected From the English learning program?*

T : Since they are still young and their ability to absorb and imitate things easily and correctly, therefore throughout the learning process, we expect that the students are capable to know and mention various words and simple sentence in English.

l) R : What kind of activity applied during the English Learning process at PAUD Terpadu Joy kids?

T: During the learning process, we leads the students to learn by practicing/ playing. We avoid teaching them something abstract since it is difficult for them to be understood. Therefore, we prefer to let them experience and get involve by practicing. For example we teach them about how the fire fighter works, so we ask them to go out of the class and we ask them pretending to be a firefighter and do what the fire fighters do like extinguishing fire.

Absolutely before practicing we explain first and give example and after that they practice it.

m) R: What kind of activity expected in the English Learning process at PAUD Terpadu Joy kids ?

T: As the teacher I do expect that all the activities provided are capable to make the students enjoy the class, get Involved and easily understand the lesson.in other words I expect for an effective and fun activity for students.

n) R: How is the material design that suitable for children ?

T: As the children will be more interested to something that full of color and concrete therefore, I think material that consists of colorful and various pictures could be the suitable one. The picture will facilitate the students to understand something that is learned and the color will attract students' interest to pay attention more. Moreover, providing various activities not only vocabulary and

picture will be more attractive for the children since their learning experience will not be monotone. Therefore, the learning process could be fun and effective.

o) *R : What are the facilities and media used to support the English learning program at PAUD Terpadu Joy Kids ?*

T : There are some facilities provided in our school such as the playground to play and explore, and cozy classroom wile for the media used we prefer to use realia ,toys , learning magazine and another additional book.

p) *R : How is the using of media in English learning program at PAUD Terpadu Joy Kids ?*

T : We use some media in learning process to support students' comprehension. Sometimes we use Realia as the representation of things introduced to the students.

UNIVERSITAS ISLAM NEGERI
ALAUDDIN
MAKASSAR

APPENDIX 4

DOCUMENTS

(SYLLABUS, LESSON PLAN, THE EXISTING MATERIAL)

1. Syllabus

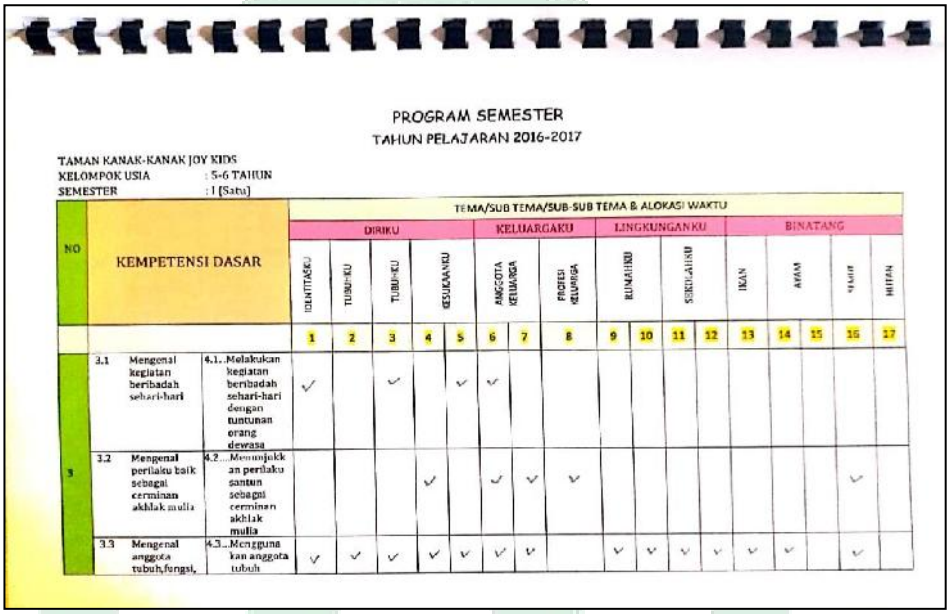

PROGRAM SEMESTER
TAHUN PELAJARAN 2016-2017

TAMAN KANAK-KANAK JOY KIDS
KELOMPOK USIA : 5-6 TAHUN
SEMESTER : I (Satu)

NO	KEMPETENSI DASAR		TEMA/SUB TEMA/SUB-SUB TEMA & ALOKASI WAKTU																
			DIRIKU					KELUARGAKU			LINGKUNGAN KU			BINATANG				
			IDENTITASKU	TUBUHKU	TUBUHKU	KESEHATANKU		ANGGOTA KELUARGA	PROFESI KELUARGA		RUMAHKU	SEKOLAHKU		IKAN	AYAM			
			1	2	3	4	5	6	7	8	9	10	11	12	13	14	15	16	17
3	3.1 Mengenal kegiatan beribadah sehari-hari	4.1 Melakukan kegiatan beribadah sehari-hari dengan tuntunan orang dewasa	✓		✓		✓	✓											
	3.2 Mengenal perilaku baik sebagai cerminan akhlak mulia	4.2 Menunjukkan perilaku santun sebagai cerminan akhlak mulia				✓		✓	✓	✓								✓	
	3.3 Mengenal anggota tubuh,fungsi,	4.3 Menggunakan anggota tubuh	✓	✓	✓	✓	✓	✓	✓		✓	✓	✓	✓	✓	✓		✓	

2. Weekly Lesson Plan

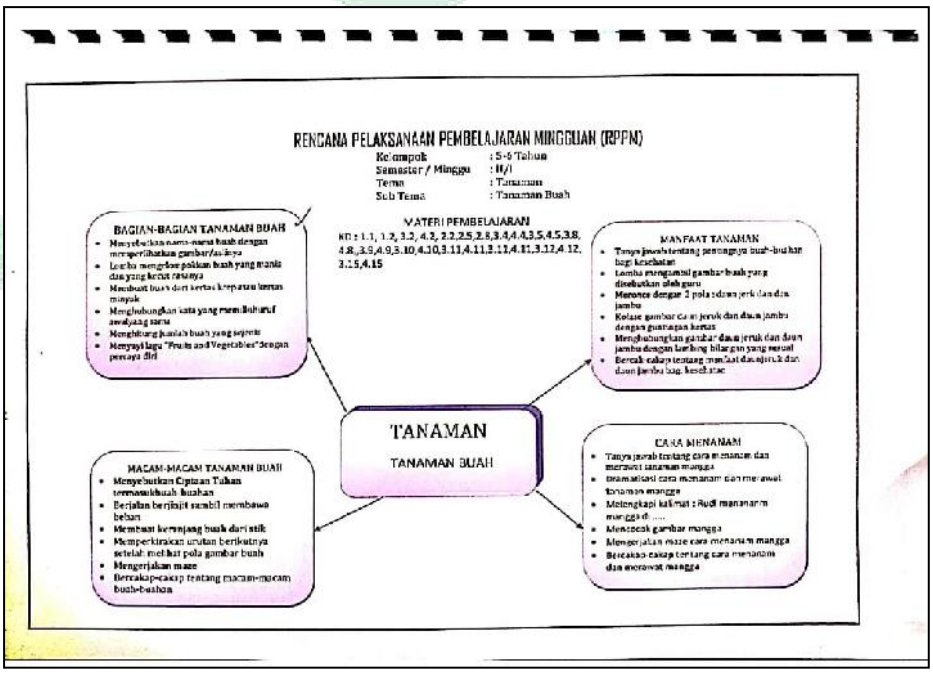

RENCANA PELAKSANAAN PEMBELAJARAN MINGGUAN (RPPM)

Kelompok : 5-6 Tahun
Semester / Minggu : II/I
Tema : Tanaman
Sub Tema : Tanaman Buah

BAGIAN-BAGIAN TANAMAN BUAH
- Menyebutkan nama-nama buah dengan memperlihatkan gambar/asli/aya
- Lomba mengelompokkan buah yang manis dan yang kecut rasanya
- Membuat buah dari kertas krep atau kertas minyak
- Menghubungkan kata yang memiliki huruf awal yang sama
- Menghitung jumlah buah yang sejenis
- Menyanyi lagu "Fruits and Vegetables" dengan percaya diri

MATERI PEMBELAJARAN
KD : 1.1, 1.2, 3.2, 4.2, 2.2,2.5,2.8,3.4,4.4,3.5,4.5,3.8, 4.8,,3.9,4.9,3.10,4.10,3.11,4.11,3.11,4.11,3.12,4.12, 3.15,4.15

MANFAAT TANAMAN
- Tanya jawab tentang penanguya buah-buhan bagi kesehatan
- Lomba menganmsi gambar buah yang disebutkan oleh guru
- Meronce dengan 2 pola (dua-jeruk dan dua jambu
- Kolase gambar daun jeruk dan daun jambu dengan guntingan kertas
- Menghubungkan gambar daun jeruk dan daun jambu dengan lambang bilangan yang sesuai
- Bercak-cakap tentang manfaat daun jeruk dan daun jambu bagi kesehatan

TANAMAN
TANAMAN BUAH

MACAM-MACAM TANAMAN BUAH
- Menyebutkan Ciptaan Tuhan termasuk buah buahan
- Berjalan berjinjit sambil membawa beban
- Membuat kerangjang buah dari stik
- Memperkirakan urutan berikutnya setelah meihat pola gambar buah
- Mengerjakan maze
- Bercakap-cakap tentang macam-macam buah-buahan

CARA MENANAM
- Tanya jawab tentang cara menanam dan merawat tanaman mangga
- Dramatisasi cara menanam dan merawat tanaman mangga
- Melengkapi kalimat : Budi menanam mangga di .....
- Mencocok gambar mangga
- Mengerjakan maze cara menanam mangga
- Bercakap-cakap tentang cara menanam dan merawat mangga

3. Daily Lesson Plan

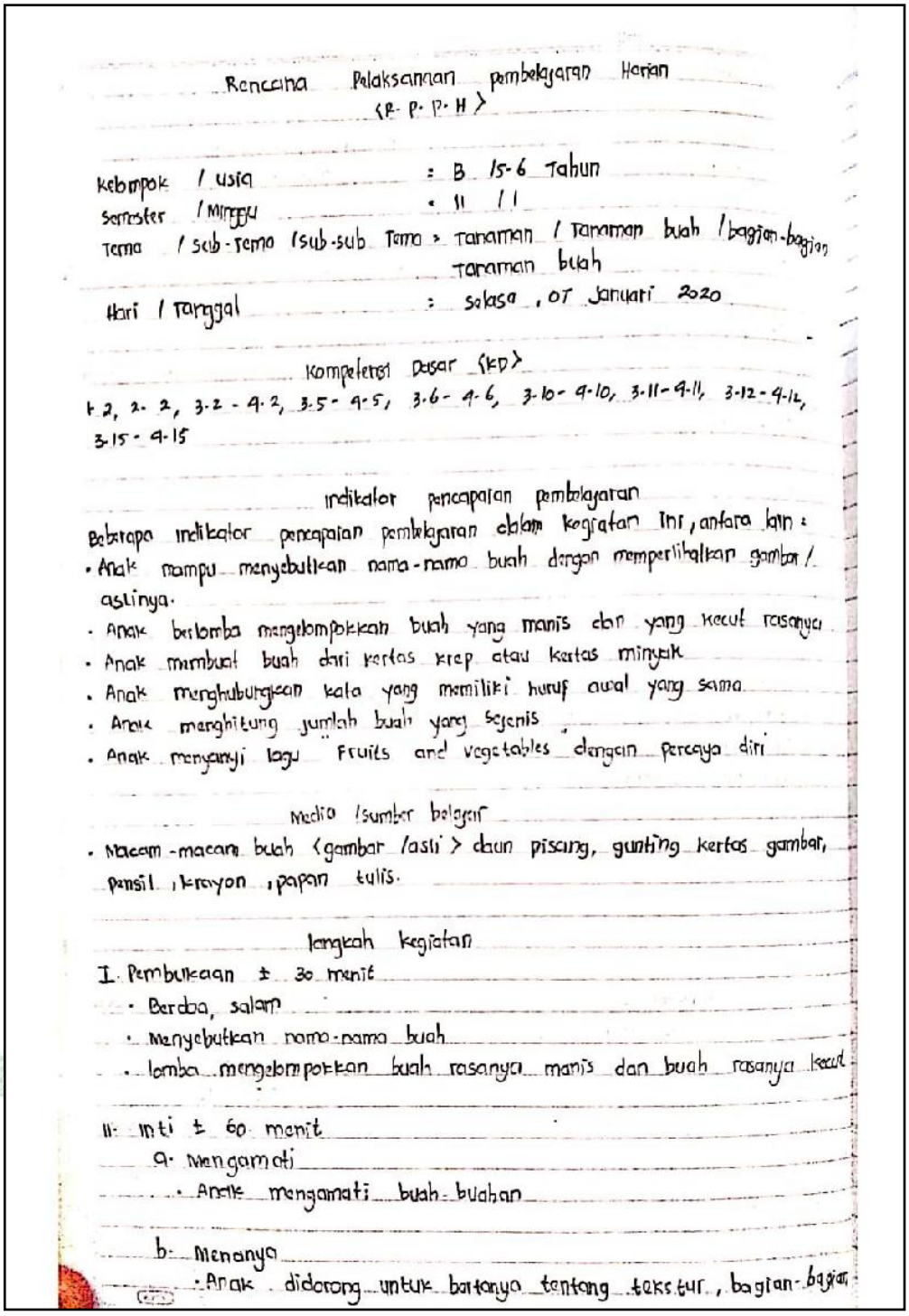

Rencana Pelaksanaan pembelajaran Harian
(R-P-P-H)

Kelompok / usia : B 5-6 Tahun
Semester / Minggu : II / I
Tema / sub-tema / sub-sub Tema : Tanaman / Tanaman buah / bagian-bagian Tanaman buah
Hari / Tanggal : Selasa, 07 Januari 2020

Kompetensi Dasar (KD)
1.2, 2.2, 3.2 - 4.2, 3.5 - 4.5, 3.6 - 4.6, 3.10 - 4.10, 3.11 - 4.11, 3.12 - 4.12, 3.15 - 4.15

Indikator pencapaian pembelajaran
Beberapa indikator pencapaian pembelajaran dalam kegiatan ini, antara lain :
- Anak mampu menyebutkan nama-nama buah dengan memperlihatkan gambar / aslinya.
- Anak berlomba mengelompokkan buah yang manis dan yang kecut rasanya
- Anak membuat buah dari kertas krep atau kertas minyak
- Anak menghubungkan kata yang memiliki huruf awal yang sama
- Anak menghitung jumlah buah yang sejenis
- Anak menyanyi lagu Fruits and vegetables dengan percaya diri

Media / sumber belajar
- Macam-macam buah (gambar / asli) daun pisang, gunting kertas gambar, pensil, krayon, papan tulis.

Langkah kegiatan
I. Pembukaan ± 30 menit
- Berdoa, salam
- Menyebutkan nama-nama buah
- lomba mengelompokkan buah rasanya manis dan buah rasanya kecut

II. Inti ± 60 menit
a. Mengamati
- Anak mengamati buah-buahan

b. Menanya
- Anak didorong untuk bertanya tentang tekstur, bagian-bagian

dan warna buah
- Anak melakukan tanya jawab

C. Mengumpulkan informasi, menalar dan mengkomunikasikan
- Anak memperhatikan penjelasan guru tentang tekstur, bagian-bagian dan warna buah

* Area matematika
- Anak menghitung buah-buah yang sejenis

* Area keaksaraan
- Anak menghubungkan kata yang memiliki huruf awal yang sama

* Area seni
- Anak meremas-remas kertas koran dan membungkusnya dgn kertas kreb atau kertas minyak menjadi buah-buahan = mis membuat jeruk, tomat, apel
- Guru mengiapkan piring / tempat buah untuk meletakkan buah-buahan yang di buat anak

III. Istirahat, makan, bermain ± 30 menit

IV. Penutup ± 30 menit
- Menyanyi lagu "Fruits and Vegetables
- Diskusi tentang kegiatan satu hari
- Berdoa, salam

MENYETUJUI
KEPALA TK Joy KIDS

JUNAEDAH S.Pd, M.Pd

MAKASSAR, 06 JANUARI 2020
GURU KELOMPOK B

HASLINDAH NUR S.Sos

4. The Existing Material

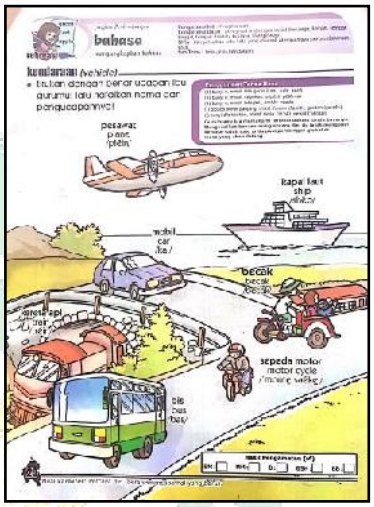

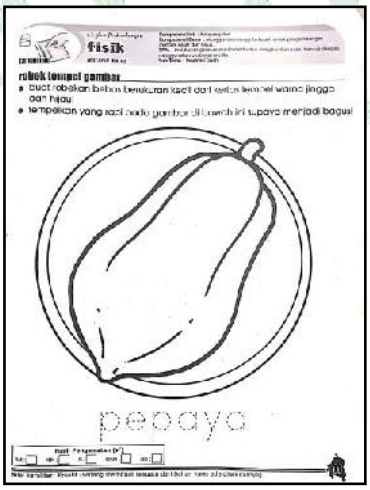

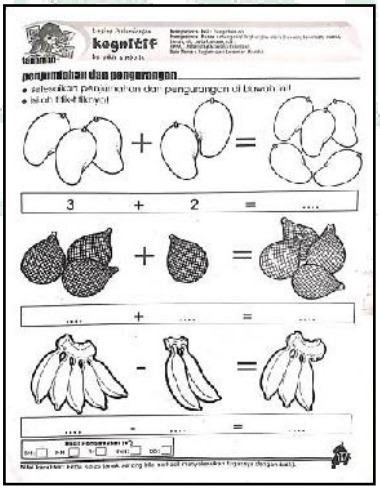

APPENDIX 5

INVENTORY NEED

Learning Ability
Vocabulary
Learning Priority
Vocabulary
Number
Phrase/ Simple Sentence
Art
Learning Style
Learning through playing
Learning through Using Picture
Learning through Audio
Learning through interesting material
Learning Objective
Introducing Vocabulary
Introducing vocabulary in six self-development aspect

UNIVERSITAS ISLAM NEGERI
ALAUDDIN
MAKASSAR

APPENDIX 6

THE SYLLABUS

Theme/ Sub of Theme	Basic Competence	Indicator	Learning Activity	Media/ Learning Source	Evaluation	Duration
Plant "Parts of Fruit "	2.2 Appreciating self, others and environment as the gratitude to God 4.2 Having the attitude showing curiosity 3.2 Understanding the expressive language skill (expressing language skill verbally and non-verbally) **4.2** Showing good attitude as the reflection of noble attitude	**3.2.1**Identifying the examples of good and bad attitude **4.2.1** Showing the good behavior in a daily activity	Students are showed illustration of good behavior **" what do you think ? (Good or Bad)"** The students are asked to determine which illustration that represent the good behavior and which one is the bad one.	• Learning material • Pictures • Realia • Teachers Voice	Observation	15 m

	3.5 Knowing how to solve problem and behave creatively	**3.5.1** Showing attitude towards a particular situation	Students are showed the way to save the plant			
	4.5 Solving daily problem creatively	**4.5.1** Solving problem in a particular situation	**"What will you do?"** the students are asked to choose an action that they will do when face a particular situation	• Learning material • Pictures • Realia • Teachers Voice	Observation	15 m
	3.6 Recognizing things surround (name, color, shape, size, pattern, character, sound, texture, benefit, and so on)	**3.6.1**Identifying the taste of Fruit	**" Grouping Fruits "** The students have to classify which fruit tastes sweet and which fruit tastes sour			
	4.6 Conveying what and how things surround (name, color, shape, size, pattern, character, sound, texture,	**4.6.1** Counting the same taste fruits	**" Counting Things"** The students are asked to count fruits for each table. After counting the fruits the students will			

UNIVERSITAS ISLAM NEGERI ALAUDDIN MAKASSAR

	benefit, and so on) though various creations		match the fruit with the number that has been provided by drawing line to connect the fruits with the correct number.			
	3.10 Understanding the receptive language skills (Listening and Reading)	**3.10.1** Imitating the correct pronounciation of fruit through song	**" Sing a Song"** The students are asked to sing a song together	• Learning material • Pictures • Realia • Teachers Voice	Observation	15 m
	4.10 Showing the ability to use the receptive language skills (Listening and Reading)	**4.10.1** Showing the ability to read simple conversation	**" what is your favourite fruit?"** The students are asked read a simple conversation and try to practice the conversation			
	3.11 Understanding the expressive language skill (expressing language skill verbally	3.11.1 Imitating the pronunciation of the English Vocabulary correctly	**"Listen and Say"** Teacher show picture and pronounce the vocabulary correctly then			

UNIVERSITAS ISLAM NEGERI ALAUDDIN MAKASSAR

	and non-verbally)		students will repeat by copying the way vocabulary pronounced			
		6.11.2 Stating the English Vocabulary about " part of Fruit" by drawing	**" Draw me! "** Students draw picture of the vocabulary given			
	4.11 Showing the ability to use the expressive language orally and non-orally	4.11.1 Showing the ability to mention the English Vocabulary correctly	**" who am i? "** Students try to guess the vocabulary of a picture	• Learning material • Pictures • Realia • Teachers Voice	Observation	15 m
		4.11.2 Showing the ability to write the English vocabulary	**" Connecting the dots"** Students write vocabulary by connecting the dots that will form the correct writing of the vocabulary			
	3.12 Recognizing early literacy through playing	**3.12.1** Imitating the spelling of fruit	**" Spell its name!"** The students are asked to follow the teacher after			

UNIVERSITAS ISLAM NEGERI ALAUDDIN MAKASSAR

			spelling a fruit			
	4.12 Showing the skill of early literacy through playing	**4.12.1** Showing the skill of recognizing the alphabet	**“ Arranging Letters”** Students are asked to arrange the letter into correct form of fruit name	• Learning material • Pictures • Realia • Teachers voice	Observation	15 m
	3.15 Recognizing various creations and art activities	**3.15.1** Identifying fruit’s part	**“Solving Puzzle“** The students are asked to complete a losing part of fruit picture			
	4.15 Showing various creations and art activities by using media.	**4.15.1** Showing the ability in cutting and sticking	**“ Cut and Stick”** Students are asked to cut and stick the picture of fruit		Students’ creation	
		4.15.2 Showing the ability in colouring	**“Giving Colour”** Students are asked to colour one of the name of Allah			

UNIVERSITAS ISLAM NEGERI ALAUDDIN MAKASSAR

APPENDIX 7

THE ENGLISH MATERIAL

Listen and Say!

Dengarkan dan Ucapkan

Aspect : Language

Main Competence (KI) : Knowledge

Basic Competence (KD) : 3.11 Understanding the expressive language skill (expressing language skill verbally and non-verbally)

Indicator : 3.11.1 Imitating the pronunciation of the English Vocabulary correctly

Learning Steps :

1. The teacher explains the instructions of the activity
2. The teacher scans the bar code
3. The teacher asks the students to pay attention to the vocabulary
4. The teacher plays the audio
5. The teacher lets the students to listen to the audio
6. The teacher asks the students to repeat the word mentioned in the audio
7. The teacher may repeat the audio until the students can repeat and recognize the words easily
8. After playing the audio, the teacher will ask the students to mention all the words without listening to audio

UNIVERSITAS ISLAM NEGERI ALAUDDIN MAKASSAR

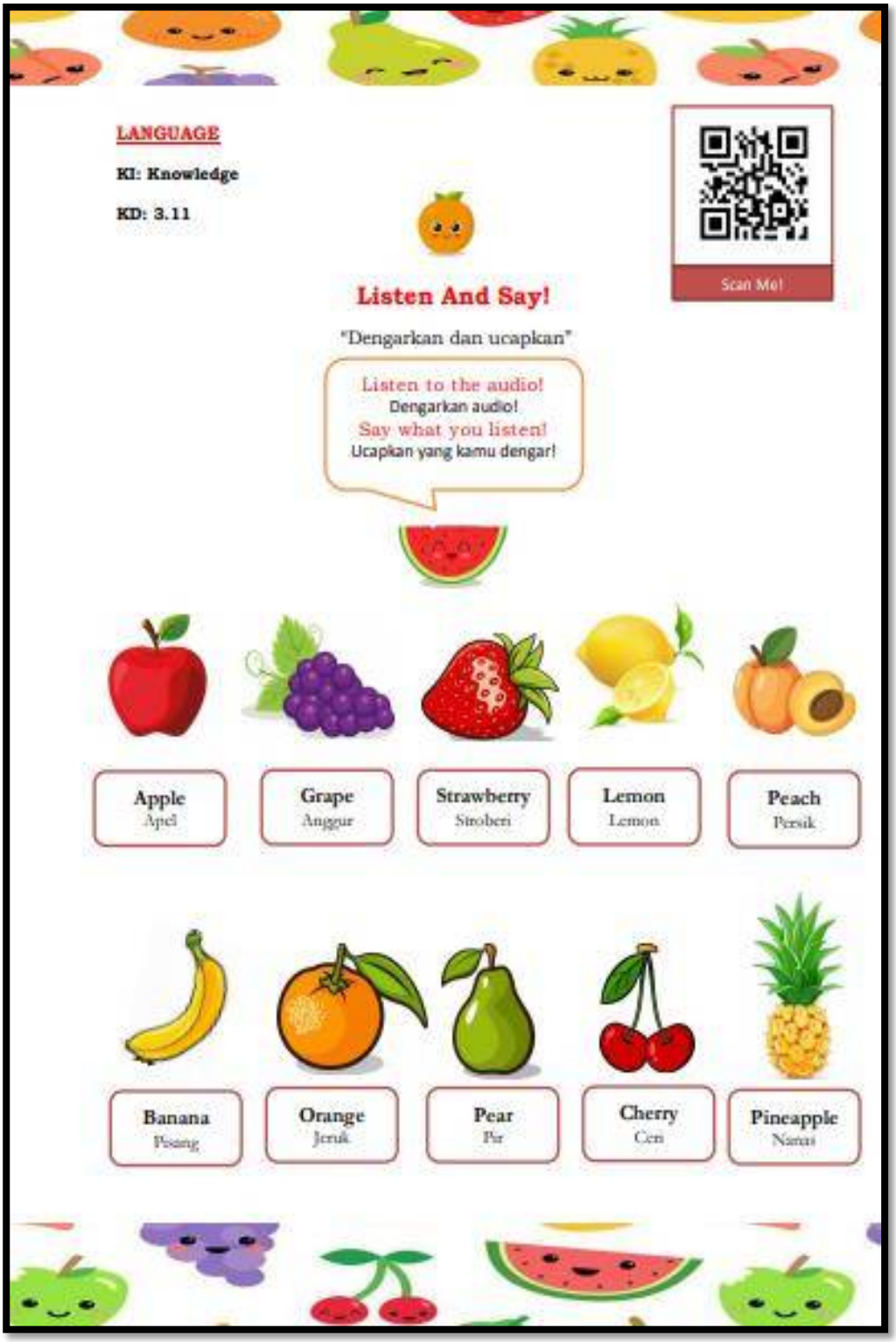
LANGUAGE
KI: Knowledge
KD: 3.11
Scan Me!
Listen And Say!
"Dengarkan dan ucapkan"
Listen to the audio!
Dengarkan audio!
Say what you listen!
Ucapkan yang kamu dengar!
Apple
Apel
Grape
Anggur
Strawberry
Stroberi
Lemon
Lemon
Peach
Persik
Banana
Pisang
Orange
Jeruk
Pear
Pir
Cherry
Ceri
Pineapple
Nanas

Connecting Dots

Menghubungkan titik-titik

Aspect : Cognitive

Main Competence (KI) : Knowledge

Basic Competence (KD) : 4.11 Showing the ability to use the expressive language skill verbally and non-verbally

Indicator : 4.11.1 Showing the ability to mention the English Vocabulary correctly

Learning Steps :

1. The teacher explains the instructions of the activity
2. The teacher guides the students to recognize picture one by one
3. The teacher leads the students to connect the dots
4. After students connect the dots, The teacher then mention each word followed by the students
5. The teacher will ask student randomly to mention the word that they write in English
6. At the end the teacher observes students' work

UNIVERSITAS ISLAM NEGERI
ALAUDDIN
MAKASSAR

COGNITIVE

KI: Skill

KD: 4.11

Connecting Dots

"Menghubungkan titik-titik"

Connect the dots below ! (Hubungkanlah titik-titik di bawah!)

APPLE

BANANA

ORANGE

GRAPES

Draw me!

Gambarlah aku!

Aspect : Art

Main Competence (KI) : Skill

Basic Competence (KD) : 3.11 Understanding the expressive language skill (expressing language skill verbally and non-verbally)

Indicator : 3.11.2 Stating the English Vocabulary about " part of Fruit" by drawing

Learning Steps :

1. The teacher explains the instructions of the activity
2. The teacher reads some simple sentences related to part of fruit on the worksheet followed by the students
3. The teacher explains the meaning of each sentence
4. The teacher explains some vocabularies related to part of fruit such as fruit, stem, and leaves
5. The teacher guides the students to recognize some vocabularies related to colour such as red, green and brown
6. The teacher shows the steps to draw an apple along with its parts
7. The teacher asks the students to draw the apple based on the instructions
8. The teacher asks the students to colour their picture based on the instructions
9. The teacher guide the students to re-read all the simple sentences

At the end, the teacher will ask the students to mention each simple sentence and point the part of fruit that they mention on their drawing

UNIVERSITAS ISLAM NEGERI
ALAUDDIN
MAKASSAR

ART
KI: Knowledge
KD: 3.11

DRAW ME!
Gambar aku!

What is your Favourite Fruit ?
Apa buah kesukaan mu?

My favorite fruit is Apple
Buah kesukaan saya adalah Apel

The Fruit is Red
Buhanya berwarna Merah
The stem is brown
Batangnya berwarna cokelat
The leaves is green
Daunnya berwarna hijau

What will you do?

"Apa yang akan kamu lakukan?"

Aspect : Social Emotional

Main Competence (KI) : Knowledge

Basic Competence (KD) : 3.5 Knowing how to solve problem and behave creatively

4.5 Solving daily problem creatively

Indicator : 3.5.1 Showing attitude towards a particular situation

4.5.1 Solving problem in a particular situation

Learning Steps :

1. The teacher stimulates the students by asking what picture they see on the paper.
2. The teacher explains the instructions to the students
3. The teacher asks the students tp take a look the picture provided
4. The teacher reads the situation given and explained it in Bahasa
5. The teacher guides the students to understand each choices given
6. The teacher let the students to choose the action they will take
7. After students select their choice, the teacher will ask the students one by one about their choice
8. The teacher explains the meaning of each choice
9. At last, the teacher checks students work

UNIVERSITAS ISLAM NEGERI ALAUDDIN MAKASSAR

SOCIAL EMOTIONAL

KI: Knowledge
KD: 3.5 – 4.5

WHAT WILL YOU DO?

"Apa Yang akan kamu lakukan?"

1. **What will you do if you are in this situation below?** (Apa yang akan kamu lakukan saat berada dalam kondisi seperti di bawah?)
2. **Draw symbol (√) to your action !** (Gambarlah symbol (√) untuk tindakan yang akan kamu lakukan!)

If you have many fruits, what will you do?

Jika kamu punya banyak buah, apa yang akan kamu lakukan?

I will eat all fruits alone

Saya akan memakan semua buah sendirian

☐

I will share the fruits with friends

Saya akan membagikannya dengan teman

☐

Grouping Fruits

"Mengelompokkan Buah"

Aspect : Cognitive

Main Competence (KI) : Knowledge

Basic Competence (KD) : 3.6 Knowing how to solve problem and behave creatively

Indicator : 3.6.1 Showing attitude towards a particular situation

Learning Steps :

1. The teacher stimulates the students by asking what pictures they see on the paper.
2. The teacher mentions all the fruit in English one by one and followed by the students
3. The teacher explains the instructions of the activity
4. The teacher introduces two vocabulary related to fruit taste namely sweet and sour
5. The teacher gives example to draw the happy emoticon for the sweet fruit and the sad emoticon for the sour fruit
6. The teacher guides the students to identify which fruit is sweet and which one is sour by drawing the emoticon
7. After the students identify the fruit, the teacher mentions one fruit and the students will mention the taste whether it is sweet or sour
8. Then, the teacher will asks the students to mention the sweet fruit
9. After that the teacher asks the students to mention the sour fruit
10. At the end, the teacher observes students work

UNIVERSITAS ISLAM NEGERI
ALAUDDIN
MAKASSAR

COGNITIVE

KI: Knowledge
KD: 3.6

GROUPING FRUITS

"Mengelompokkan Buah"

1. Find out the **sweet** and **sour fruit!**
   (Temukanlah buah yang **manis** dan **asam**!)
2. Draw **happy face** for **the sweet** fruit!
   (Gambarlah **wajah tersenyum** untuk buah yang **manis**!)
3. Draw **sad** face for the **sour** fruit!
   (Gambarlah wajah **sedih** untuk buah yang **asam**!)

Sweet
"Manis"

Sour
"Asam"





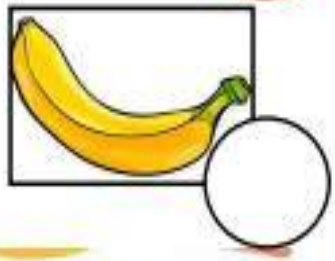

Counting Fruits

"Menghitung Buah"

Aspect : Cognitive

Main Competence (KI) : Knowledge

Basic Competence (KD) : 4.6 Conveying what and how things surround (name, color, shape, size, pattern, character, sound, texture, benefit, and so on) though various creations

Indicator : 4.6.1 Counting the same taste fruits

Learning Steps :

1. The teacher stimulates the students by asking what pictures they see on the paper
2. The teacher along with the students identify what fruits on the paper
3. The teacher explains the instructions of the activity
4. The teacher introduces some new vocabularies to the students such as count, match, and number in English
5. The teacher mention number 1 – 10 in English and followed by the students
6. Then the teacher guide the students to count the fruits
7. After that the teacher gives example on the whiteboard of how to match the picture and number by pulling line from each picture to the suitable number
8. After finishing the task, the teacher will asks the students to mention the amount of each fruit. For example; teacher say "how many watermelon on the paper?" the students will say "four" and so on
9. At the end, the teacher observes students work

UNIVERSITAS ISLAM NEGERI ALAUDDIN MAKASSAR

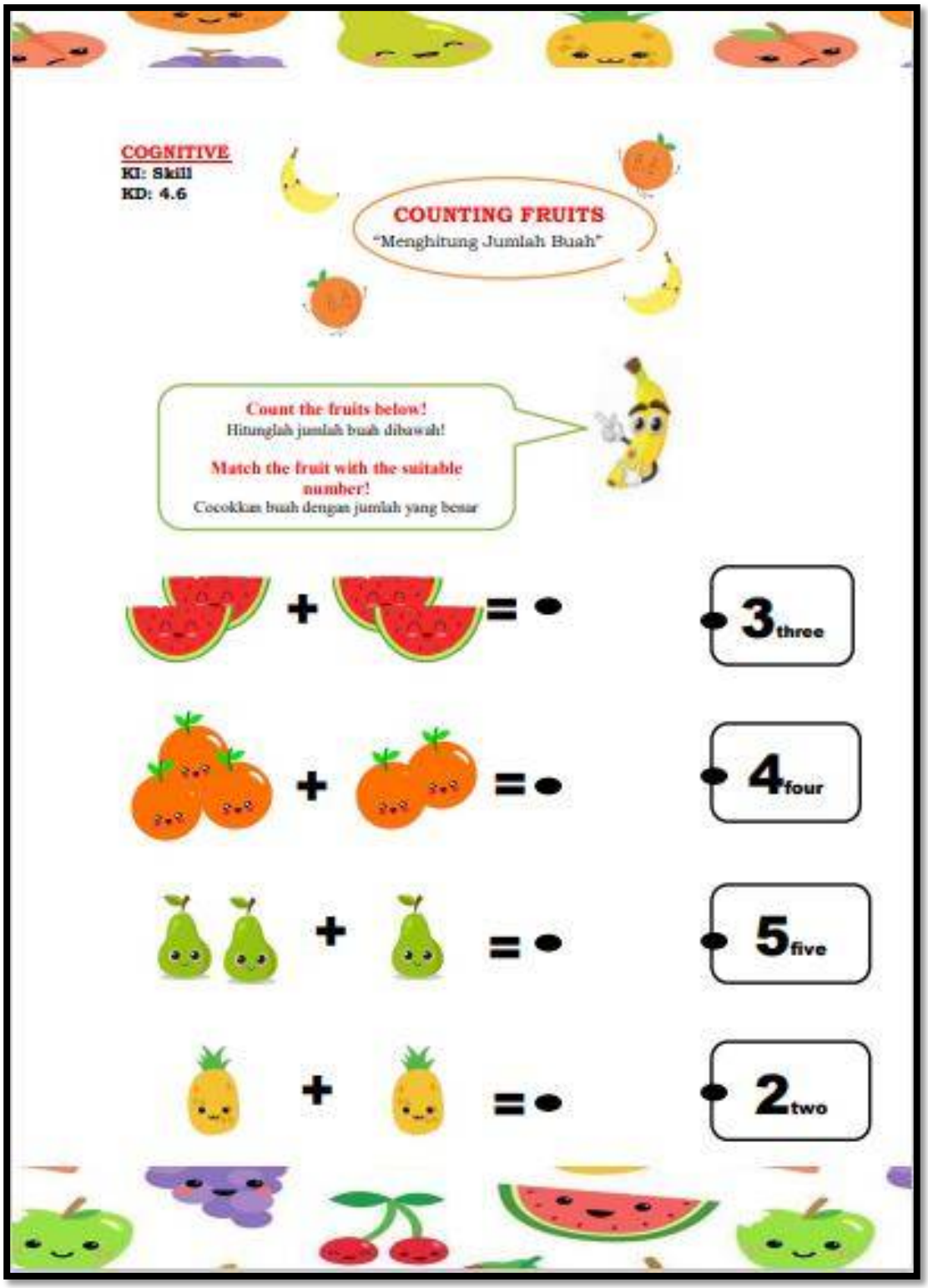
COGNITIVE
KI: Skill
KD: 4.6
COUNTING FRUITS
"Menghitung Jumlah Buah"
Count the fruits below!
Hitunglah jumlah buah dibawah!
Match the fruit with the suitable number!
Cocokkan buah dengan jumlah yang benar
3 three
4 four
5 five
2 two

Spell Fruits

"Mengeja Nama Buah"

Aspect : Language

Main Competence (KI) : Knowledge

Basic Competence (KD) : 3.12 Recognizing early literacy through playing

Indicator : 3.12.1 Imitating the spelling of fruit

Learning Steps :

1. The teacher stimulates the students by asking what they see on the paper
2. The teacher explains the instructions of the activity
3. The teacher introduces new vocabularies related to the activity such as spell and repeat
4. The teacher write all the alphabet on the whiteboard
5. Then the teacher will mention each word one by one and asks students to repeat
6. After that, The teacher will ask students to pay attention on their paper
7. The teacher mention one word first and followed by the students
8. After that, the teacher will spell the word and followed by the students
9. The teacher may spell all the words repeatedly until the students are able to spell them correctly

UNIVERSITAS ISLAM NEGERI
ALAUDDIN
MAKASSAR

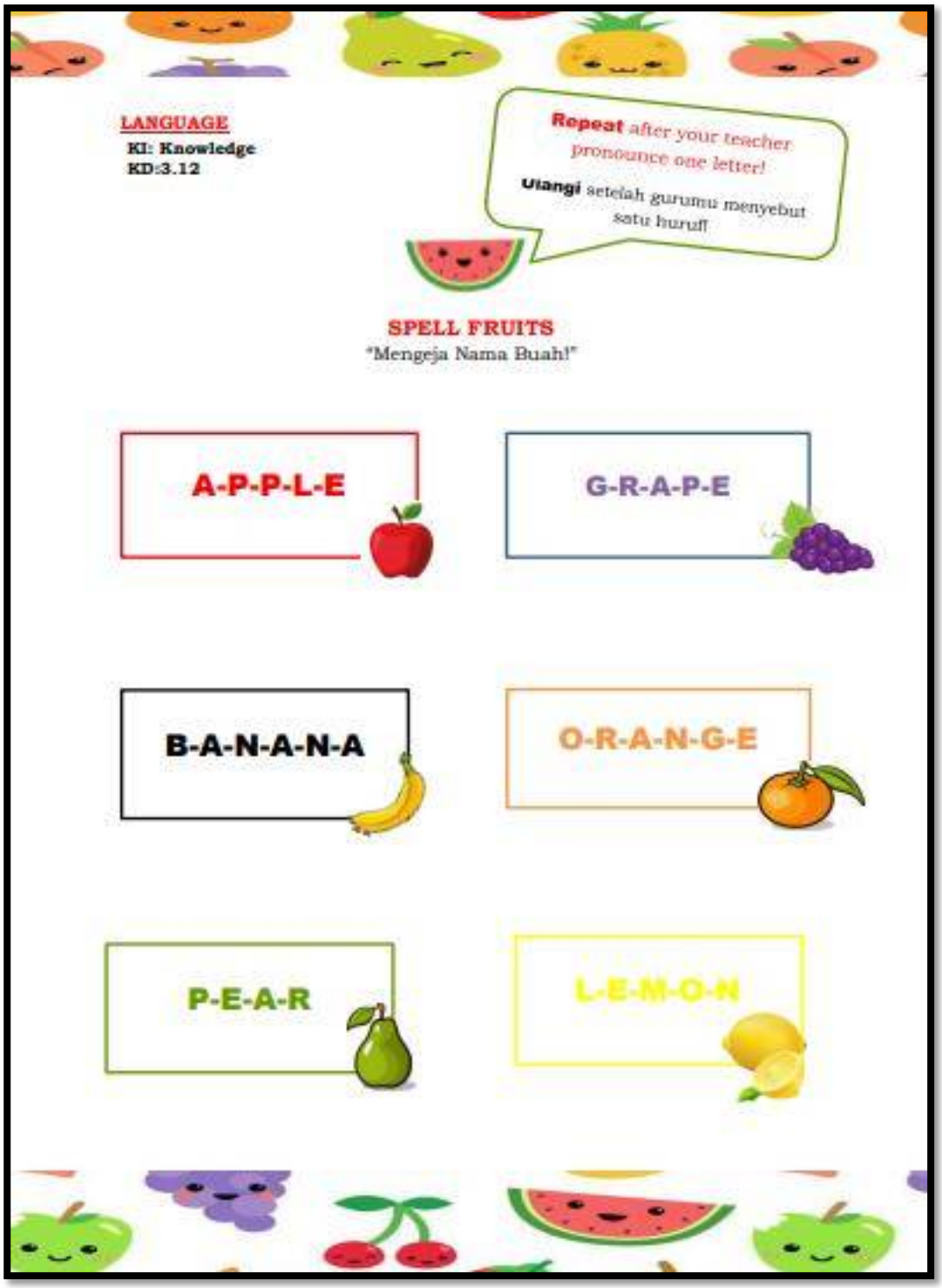
LANGUAGE
KI: Knowledge
KD:3.12
Repeat after your teacher pronounce one letter!
Ulangi setelah gurumu menyebut satu huruff
SPELL FRUITS
"Mengeja Nama Buah!"
A-P-P-L-E
G-R-A-P-E
B-A-N-A-N-A
O-R-A-N-G-E
P-E-A-R
L-E-M-O-N

Cut and Stick

"Gunting dan Tempel"

Aspect : Physics-motoric

Main Competence (KI) : Skill

Basic Competence (KD) : 4.15 Showing various creations and art activities by using media.

Indicator : 4.15.1 Showing the result of coloring picture

Learning Steps :

1. The teacher stimulates the students by asking what they see on the paper
2. The teacher explains the instructions of the activity
3. The teacher introduces new vocabularies related to the activity such as cut, stick and some part of fruit vocabulary (fruit, leaves, and seed)
4. The teacher guide the students in cutting the picture
5. Before students stick the picture, the teacher will ask the students to recognize each part of the fruit, (which one is fruit, leaves and seed)
6. After that, the teacher direct the student in sticking the picture on the paper
7. Then, the teacher will mention one part of the fruit and ask students to point it
8. At the end, the teacher observes students work

UNIVERSITAS ISLAM NEGERI
ALAUDDIN
MAKASSAR

PYSICS – MOTORIC
KI: Skill
KD:4.15

CUT AND STICK

" Gunting dan Tempel "

Cut the picture and **Stick** it like the strawberry

Guntingiah gambar dan **tempelkan** seperti buah strawberry



What do you think?

"Bagaimana menurutmu?"

Aspect : Morality and Religion

Main Competence (KI) : Knowledge

Basic Competence (KD) : 3.2 Recognizing good attitude as the reflection of noble attitude

4.2 Showing good attitude as the reflection of noble attitude

Indicator : 3.2.1 Identifying the examples of good and bad attitude

4.2.1 Showing the good behavior in a daily activity

Learning Steps :

1. The teacher stimulates the students by asking what picture they see on the paper.
2. The teacher explains the instructions to the students
3. The teacher introduces some new words from the instructions such as good attitude and bad attitude
4. The teacher asks the students to follow the teacher after reading one phrase
5. The teacher guide the students to recognize some vocabularies related to good and bad attitude such as plant a tree, step on the plant, breaks the pot, eat fruits, share fruits, eat a lot ice cream
6. The teacher ask students to identify the good attitude and bad attitude by giving symbol **(√)** for the good attitude and **(×)** for bad attitude
7. After student finish the task, the teacher will mention a phrase then the students mention whether it is bad or good
8. At the end, the teacher observes students work

UNIVERSITAS ISLAM NEGERI ALAUDDIN MAKASSAR

MORALITY AND RELIGION

KI: Knowledge

KD: 3.2 – 4.2

WHAT DO YOU THINK? (Bagaimana Menurutmu?)

1. Which picture do you think shows good attitude? (Gambar manakah yang menunjukkan perilaku yang baik?
2. Which picture do you think shows bad attitude? (Gambar manakah yang menunjukkan perilaku yang buruk?)
3. Draw symbol (√) for good attitude and symbol (×) for bad attitude! (Gambarlah symbol (√) untuk gambar perilaku yang baik dan (×)untuk gambar perilaku yang buruk

Plants a tree
Menanam pohon

Step on the plant
Menginjak tanaman

Breaks the pot
Merusak pot

Eat fruit
Makan Buah

Share fruits
Saling berbagi Buah

Eat a lot ice cream
Makan banyak es krim

Arranging Letters

"Menyusun Huruf"

Aspect : Language

Main Competence (KI) : Knowledge

Basic Competence (KD) : 4.12 Showing the skill of early literacy through playing

Indicator : 4.12.1 Showing the skill of recognizing the alphabet

Learning Steps :

1. The teacher stimulates the students by asking what they see on the paper
2. The teacher explains the instructions of the activity
3. The teacher asks students to mention the fruit they see on the paper
4. The teacher asks students to arrange the letters into correct word
5. After arranging the letters, the teacher will ask students to mention the word they have arrange
6. At the end, the teacher observes students work

UNIVERSITAS ISLAM NEGERI
ALAUDDIN
MAKASSAR

LANGUAGE
KI: Skill
KD: 4.12

ARRANGING LETTERS
"Menyusun Huruf"

Arrange the **letters** below into correct **words!**
Susunlah huruf dibawah menjadi **kata yang benar!**

1. A-L-P-E-P =
2. P-A-E-R =
3. O-A-R-G-N-E =
4. G-A-R-E-P =

Singing Happy Fruit Song

"Bernyanyi Lagu Happy Fruits"

Aspect : Art

Main Competence (KI) : Knowledge

Basic Competence (KD) : 3.10 Understanding the receptive language skills (Listening and Reading)

Indicator : 3.10.1 Imitating the correct pronunciation of fruit through song

Learning Steps :

1. The teacher stimulates students by asking what pictures they see on the paper
2. The teacher explains the instructions of the activity
3. The teacher introduces some new vocabulary to the students
4. The teacher scans the bar code and plays the song
5. After that, teacher asks students to listen to the audio first
6. Then, the teacher asks students to sing by following the audio
7. After singing the teacher check students' memorization of the vocabulary by asking.

UNIVERSITAS ISLAM NEGERI
ALAUDDIN
MAKASSAR

ART
KI: Knowledge
KD: 3.10
SINGING HAPPY FRUITS SONG
"Bernyanyi Lagu HAPPY FRUITS"
Apple, Orange, Pineapple,
Pineapple, Pineapple,
Apple, Orange, Pineapple,
Pineapple, Pineapple,
Lemon, Durian, and banana
Happy, Happy, Happy Fruits! Happy Fruits! Happy Fruits!
Happy, Happy, Happy Fruits! Happy Fruits! Happy Fruits!
Pineapple Apple, Orange, Pineapple,
Pineapple, Pineapple,
Apple, Orange, Pineapple,
Pineapple, Pineapple,
Mango, Coconut and watermelon
Happy, Happy, Happy Fruits! Happy Fruits! Happy Fruits!
Happy, Happy, Happy Fruits! Happy Fruits! Happy Fruits!
Apple, Orange, Pineapple,
Pineapple, Pineapple,
Apple, Orange, Pineapple,
Pineapple, Pineapple,
Mangosteen, papaya and green apple
Happy, Happy, Happy Fruits! Happy Fruits! Happy Fruits!
Happy, Happy, Happy Fruits! Happy Fruits! Happy Fruits!
Scan Me!

Solving Puzzle

"Memecahkan Puzzle"

Aspect : Physic-Motoric

Main Competence (KI) : Skill

Basic Competence (KD) : 3.15 Recognizing various creations and art activities

Indicator : 3.15.1 Identifying fruit's part

Learning Steps :

1. The teacher stimulates students by asking what pictures they see on the paper
2. The teacher explains the instructions of the activity
3. The teacher asks the students to identify the incomplete part of the picture
4. The teacher introduces some vocabulary related to part of the fruit (stem, fruit, leaves)
5. After that, teacher asks students to cut the missing part of the picture
6. Then, the teacher asks students to stick each missing part on its place
7. At the end, the teacher observes students work

UNIVERSITAS ISLAM NEGERI
ALAUDDIN
MAKASSAR

PHYSICS-MOTORIC

KI: Knowledge
KD:3.15

SOLVING PUZZLE

"Memecahkan Puzzel"

Complete the picture below by **cutting** and **sticking** it!

Lengkapilah gambar di bawah dengan **menggunting** dan **menempel**

ORANGE

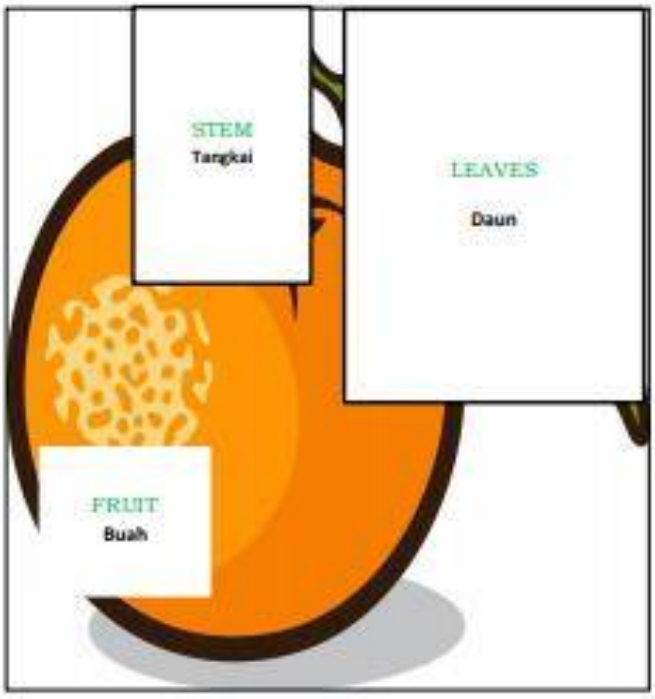

CUT THESE PARTS OF THE ORANGE THEN STICK!

Guntinglah bagian-bagian dari Buah jeruk kemudial temple!

Who am I?

"Siapakah saya?"

Aspect : Language

Main Competence (KI) : Knowledge

Basic Competence (KD) : 4.11 Showing the ability to use the expressing language skill verbally and non-verbally

Indicator : 4.11.1 Showing the ability to mention the English Vocabulary correctly

Learning Steps :

1. The teacher stimulates students by asking "do you still remember the entire fruit name in English?"
2. The teacher explains the instructions of the activity
3. The teacher asks the students to look at the teacher
4. The teacher hold the paper and show it to students
5. After that, teacher points one fruit then the students have to mention the name of fruit
6. Then, the teacher may ask students one by one about the name of the fruit

UNIVERSITAS ISLAM NEGERI
ALAUDDIN
MAKASSAR

LANGUAGE

KI: Skill
KD: 4.11

WHO AM I?
"Siapakah Aku?"

Mention the name of fruit pointed by your teacher!

Sebutkan nama buah yang ditunjuk oleh gurumu!

What is your favourite Fruit?

"Apa buah kesukaan mu?"

Aspect : Language

Main Competence (KI) : Knowledge

Basic Competence (KD) : 4.10 Showing the ability to use the receptive language skills (Listening and Reading)

Indicator : 4.10.1 Showing the ability to read simple conversation

Learning Steps :

1. The teacher stimulates students by asking "what is your favourite fruit?"
2. The teacher explains the name of the activity and the instructions
3. The teacher reads the example of conversation
4. After that, the teacher asks the students to follow her
5. Then, the teacher and students starts role play, the teacher reads the questions while the students answer
6. After that, the students ask the teacher while the teacher answers
7 at the end, the teacher ask students to read the conversation in pair and give the question each other

UNIVERSITAS ISLAM NEGERI
ALAUDDIN
MAKASSAR


LANGUAGE
KI: Skill
KD: 4.10
WHAT IS YOUR FAVOURITE FRUIT?
Apa buah kesukaan mu?
Read the conversation below!
Bacalah percakapan di bawah!
What is your favorite fruit?
Apa buah kesuakaan mu?
My favorite fruit is Banana
Buah kesukaanku adalah
pisang
What is your favorite fruit?
Apa buah kesuakaan mu?
My favorite fruit is Strawberry
Buah kesukaanku adalah
stroberi

Giving Colour

"Berilah Warna"

Aspect : Morality and Religion

Main Competence (KI) : Skill

Basic Competence (KD) : 4.15 Showing various creations and art activities by using media.

Indicator : 4.15.2 Showing the ability in colouring

Learning Steps :

1. The teacher stimulates students by asking "what is this" and show the picture
2. The teacher explains the name of the activity and the instructions
3. The teacher reads the name of Allah
4. After that, the teacher asks explain the meaning of the Asmaul Husna
5. Then, the teacher asks students to give colour to the picture
6. At the end the teacher check students work

UNIVERSITAS ISLAM NEGERI
ALAUDDIN
MAKASSAR

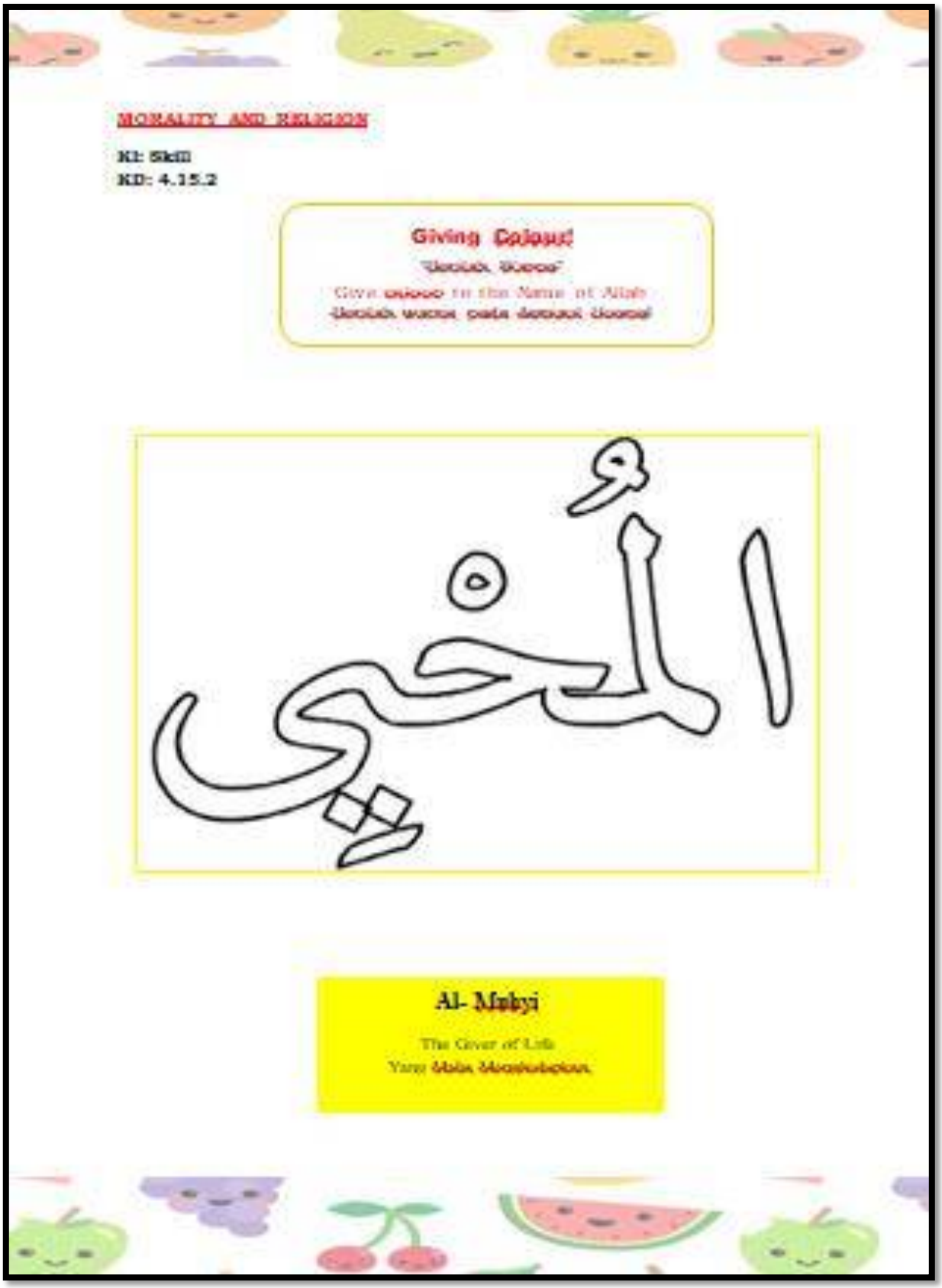
MORALITY AND RELIGION
KI: Skill
KD: 4.15.2
Giving Colour!
Give colour to the Name of Allah
المُحْيِي
Al- Muhyi
The Giver of Life

APPENDIX 8

PEER EVALUATION RESULT

Researcher: Nur Hilalia

Title : Developing Plant theme English Material for Early Young Learners at PAUD Terpadu Joy Kids,Makassar

Lembar review checklist ini bertujuan untuk mengetahui kesesuaian materi ajar Bahasa Inggris untuk siswa di PAUD Terpadu Joy Kids, Makassar.

A. Data Responden

Nama : Peer Evaluation

Umur : -

Jenis kelamin : F/M

B. Isilah table berikut dengan member tanda centang (√) pada kotak yang tersedia.

YA : JikaAnda setuju dengan pernyataan yang ada.

TIDAK : Jika Anda tidak setuju dengan pernyataan yang ada

UNIVERSITAS ISLAM NEGERI
ALAUDDIN
MAKASSAR

NO	PERNYATAAN	YA	TIDAK
1	Apakah materi Bahasa Inggris yang dikembangkan akan sesuai untuk mengenalkan Bahasa Inggris di taman kanak-kanak	√	
2	Apakah materi Bahasa Inggris yang dikembangkan akan mendukung kebutuhan siswa di taman kanak-kanak	√	
3	Apakah materi Bahasa Inggris yang dikembangkan akan sesuai dengan usia siswa di taman kanak-kanak		√
4	Apakah tema materi Bahasa Inggris *Plant* akan sesuai dengan kebutuhan siswa di taman kanak-kanak	√	
5	Apakah tema materi Bahasa Inggris *Plant* akan menarik minat belajar siswa di taman kanak-kanak	√	
6	Apakah tema materi Bahasa Inggris *Plant* akan memudahkan siswa taman kanak-kanak dalam mempelajari Bahasa Inggris	√	
7	Apakah aktifitas dalam materi yang dikembangkan akan bervariasi	√	
8	Apakah aktifitas dalam materi yang dikembangkan akan mendorong partisipasi aktif siswa taman kanak-kanak	√	
9	Aktifitas dalam materi yang dikembangkan akan mendukung siswa taman kanak-kanak dalam menggunakan Bahasa Inggris	√	
10	Apakah materi Bahasa Inggris yang dikembangkan akan mendukung pengembangan keterampilan mendengarkan, berbicara, membaca dan menulis siswa taman kanak-kanak	√	
11	Apakah materi Bahasa Inggris yang dikembangkan akan mampu memperkenalkan kosa kata sesuai dengan tema yang disajikan	√	
12	Apakah materi Bahasa Inggris yang dikembangkan akan memfasilitasi guru dalam mengajarkan Bahasa Inggris		√
13	Apakah materi Bahasa Inggris yang dikembangkan akan mudah diajarkan oleh guru	√	
14	Apakah guru akan mampu menilai perkembangan keterampilan berbahasa Inggris siswa dengan materi yang dikembangkan	√	
15	Materi Bahasa Inggris yang dikembangkan akan mendukung interaksi social siswa taman kanak-kanak		√
16	Apakah materi Bahasa Inggris yang dikembangkan akan menciptakan kondisi interaktif dalam kelas	√	
17	Materi Bahasa Inggris yang dikembangkan akan mendukung seluruh aspek perkembangan siswa taman kanak-kanak (aspek agama dan moral, fisik-motorik, kognitif, bahasa, sosial-emosional, dan seni)		√
18	Apakah materi Bahasa Inggris yang dikembangkan akan memiliki tampilan yang menarik untuk siswa taman kanak-kanak	√	

MAKASSAR

19	Apakah input (gambar,kata dan aktifitas) akan sesuai dengan tingkat kemampuan siswa taman kanak-kanak		√
20	Apakah input (gambar,kata dan aktifitas) akan mendorong keingintahuan siswa taman kanak-kanak untuk mempelajari Bahasa Inggris		√

Aspect	Indicator	Items
The relevance of the material (Tomlinson, 2013)	1. The appropriateness of the material for childhood education in introducing English 2. The appropriateness of the material toward the students' need 3. The appropriateness of English material toward the age of students	30 30 0
The thematic material to introduce "Environment" in English (Soni, 2015)	7. The appropriateness of Environment theme for childhood education 8. The Environment theme as a part of students' interest 9. The influence of Environment theme for students' English learning	40 30 30
The learning activities in the developed material (Soni, 2015)	7. The variety of activity in the developed English material 8. The influence of English material toward students' active participation 9. The influence of English material for students to practice English	40 30 30
The skill and the competence in the developed material (Suyanto,2007)	5. The influence of English material toward students English skill development 6. The influence of English material to provide thematic vocabulary	50 50
Teachers' role toward the developed material (Tomlinson,2013)	7. The use of the developed material as teaching reference for teacher	0

	8. The easiness of English material to be used by the teacher 9. The use of English material in evaluating students skill development	30 30
The learners' role toward the developed material (Tomlinson, 2013)	5. The influence of English material in students' social interaction 6. The influence of English material in creating interactive condition in the classroom	0 50
The existing of self development program in material (Permendikbud, 2015)	3. The appropriateness of English material the whole aspect in childhood education curriculum	0
The appearance of the developed material (Piaget in Boundless Psychology,2015)	7. The attractiveness of the developed material for students 8. The appropriateness of the input (picture, vocabulary, activity) for students 9. The encouragement of the input for students to learn English	40 0 0
Total		**510**

C. Saran dan kritik secara umum terhadap materi yang telah dikembangkan.

1. Bagaimana pendapat anda terhadap materi yang telah disusun?

Secara keseluruhan materi telah didesain dengan menarik. Peneliti menyajikan berbagai gambar yang berwarna serta kegiatan belajar yang bervariasi.Selain itu kegiatan belajar tersebut disusun telah disusun dengan memperhatikan aspek perkembangan yang terkandung di dalam kurikulum pendidikan taman kanak kanak.

*2.*Apa saja kekurangan yang terdapat dalam materi yang telah disusun?

Secara keseluruhan kekurangan yang terkadung dalam materi berupa:

1. Tidak disajikannya kompetensi inti dan kompetensi dasar
2. Terdapat instruksi yang masih kurang jelas
3. Tampilan materi baik itu font masih ada yang kurang rapi

3. Apa saran Anda untuk memperbaiki kekurangan tersebut?

Evaluator 1 : Sebaiknya kembali memperhatikan tampilan materi baik itu jenis, ukuran dan warna font

UNIVERSITAS ISLAM NEGERI ALAUDDIN MAKASSAR

Evaluator 2 : Sebaiknya materi yang dikembangkan juga mencantumkan Kompetensi inti juga kompetensi dasar

Evaluator 3 : Sebaiknya peneliti kembali memperhatikan keseuaian antara kegiatan yang disajikan dengan kompetensi inti dan kompetensi dasar

Evaluator 4 : Sebaiknya memperhatikan penyajian instruksi kegiatan pembelajaran

Kesimpulan

Dapat disimpulkan bahwa materi yang telah dikembangkan:

(a). Sudah baik dan tidak perlu revisi

(b). Sudah baik tapi masih perlu revisi

(c). Belum baik dan masih perlu banyak revisi

UNIVERSITAS ISLAM NEGERI
ALAUDDIN
MAKASSAR

APPENDIX 9

EXPERT VALIDATION RESULT

Expert 1

Researcher: Nur Hilalia

Title : Developing Plant theme English Material for Early Young Learners at PAUD Terpadu Joy Kids,Makassar

Lembar review checklist ini bertujuan untuk mengetahui kesesuaian materi ajar Bahasa Inggris untuk siswa di PAUD Terpadu Joy Kids, Makassar.

A. Data Responden

Nama : Dr. Hj.Mardiana, M.Hum

Umur : -

Jenis kelamin : Perempuan

Pendidikan : a. D3 b. S1 c. S2 **d. S3**

Pengalaman mengajar : a. 0-2 th b. 2-4 th **c. >4 th**

B. Isilah table berikut dengan member tanda centang (√) pada kotak yang tersedia.

YA : JikaAnda setuju dengan pernyataan yang ada.

TIDAK : Jika Anda tidak setuju dengan pernyataan yang ada

UNIVERSITAS ISLAM NEGERI
ALAUDDIN
MAKASSAR

NO	PERNYATAAN	YA	TIDAK
1	Apakah materi Bahasa Inggris yang dikembangkan akan sesuai untuk mengenalkan Bahasa Inggris di taman kanak-kanak	√	
2	Apakah materi Bahasa Inggris yang dikembangkan akan mendukung kebutuhan siswa di taman kanak-kanak	√	
3	Apakah materi Bahasa Inggris yang dikembangkan akan sesuai dengan usia siswa di taman kanak-kanak		√
4	Apakah tema materi Bahasa Inggris *Plant* akan sesuai dengan kebutuhan siswa di taman kanak-kanak	√	
5	Apakah tema materi Bahasa Inggris *Plant* akan menarik minat belajar siswa di taman kanak-kanak	√	
6	Apakah tema materi Bahasa Inggris *Plant* akan memudahkan siswa taman kanak-kanak dalam mempelajari Bahasa Inggris	√	
7	Apakah aktifitas dalam materi yang dikembangkan akan bervariasi	√	
8	Apakah aktifitas dalam materi yang dikembangkan akan mendorong partisipasi aktif siswa taman kanak-kanak	√	
9	Aktifitas dalam materi yang dikembangkan akan mendukung siswa taman kanak-kanak dalam menggunakan Bahasa Inggris	√	
10	Apakah materi Bahasa Inggris yang dikembangkan akan mendukung pengembangan keterampilan mendengarkan, berbicara, membaca dan menulis siswa taman kanak-kanak	√	
11	Apakah materi Bahasa Inggris yang dikembangkan akan mampu memperkenalkan kosa kata sesuai dengan tema yang disajikan	√	
12	Apakah materi Bahasa Inggris yang dikembangkan akan memfasilitasi guru dalam mengajarkan Bahasa Inggris	√	
13	Apakah materi Bahasa Inggris yang dikembangkan akan mudah diajarkan oleh guru	√	
14	Apakah guru akan mampu menilai perkembangan keterampilan berbahasa Inggris siswa dengan materi yang dikembangkan	√	
15	Materi Bahasa Inggris yang dikembangkan akan mendukung interaksi social siswa taman kanak-kanak		√

16	Apakah materi Bahasa Inggris yang dikembangkan akan menciptakan kondisi interaktif dalam kelas	√	
17	Materi Bahasa Inggris yang dikembangkan akan mendukung seluruh aspek perkembangan siswa taman kanak-kanak (aspek agama dan moral, fisik-motorik, kognitif, bahasa, sosial-emosional, dan seni)		√
18	Apakah materi Bahasa Inggris yang dikembangkan akan memiliki tampilan yang menarik untuk siswa taman kanak-kanak	√	
19	Apakah input (gambar,kata dan aktifitas) akan sesuai dengan tingkat kemampuan siswa taman kanak-kanak		√
20	Apakah input (gambar,kata dan aktifitas) akan mendorong keingintahuan siswa taman kanak-kanak untuk mempelajari Bahasa Inggris		√

Aspect	**Indicator**	**Items**
The relevance of the material (Tomlinson, 2013)	1. The appropriateness of the material for childhood education in introducing English 2. The appropriateness of the material toward the students' need 3. The appropriateness of English material toward the age of students	30 30 0
The thematic material to introduce "Environment" in English (Soni, 2015)	1. The appropriateness of Environment theme for childhood education 2. The Environment theme as a part of students' interest 3. The influence of Environment theme for students' English learning	40 30 30
The learning activities in the developed material (Soni, 2015)	1. The variety of activity in the developed English material 2. The influence of English material toward students' active participation 3. The influence of English	40 30 30

	material for students to practice English	
The skill and the competence in the developed material (Suyanto,2007)	1. The influence of English material toward students English skill development 2. The influence of English material to provide thematic vocabulary	50 50
Teachers' role toward the developed material (Tomlinson,2013)	1. The use of the developed material as teaching reference for teacher 2. The easiness of English material to be used by the teacher 3. The use of English material in evaluating students skill development	40 30 30
The learners' role toward the developed material (Tomlinson, 2013)	1. The influence of English material in students' social interaction 2. The influence of English material in creating interactive condition in the classroom	0 50
The existing of self development program in material (Permendikbud, 2015)	1. The appropriateness of English material the whole aspect in childhood education curriculum	0
The appearance of the developed material (Piaget in Boundless Psychology,2015)	1. The attractiveness of the developed material for students 2. The appropriateness of the input (picture, vocabulary, activity) for students 3. The encouragement of the input for students to learn English	40 0 0
Total		**550**

UNIVERSITAS ISLAM NEGERI ALAUDDIN MAKASSAR

C. Saran dan kritik secara umum terhadap materi yang telah dikembangkan.

1. Bagaimana pendapat anda terhadap materi yang telah disusun?

Materi yang disusun sudah cukup baik untuk digunakan oleh guru dalam memperkenalkan Bahasa Inggris

2. Apa saja kekurangan yang terdapat dalam materi yang telah disusun?

Aspek aspek perkembangan yang disajikan masih kurang seimbang

3. Apa saran Anda untuk memperbaiki kekurangan tersebut?

Sebaiknya peneliti menyeimbangkan kegiatan pembelajaran untuk tiap aspek yang ada

Kesimpulan

Dapat disimpulkan bahwa materi yang telah dikembangkan:

(a). Sudah baik dan tidak perlu revisi

(b). Sudah baik tapi masih perlu revisi

(c). Belum baik dan masih perlu banyak revisi

Validator

Dr. Hj.Mardiana, M.Hum

UNIVERSITAS ISLAM NEGERI
ALAUDDIN
MAKASSAR

Expert 2

Researcher: Nur Hilalia

Title : Developing Plant theme English Material for Early Young Learners at PAUD Terpadu Joy Kids,Makassar

Lembar review checklist ini bertujuan untuk mengetahui kesesuaian materi ajar Bahasa Inggris untuk siswa di PAUD Terpadu Joy Kids, Makassar.

A. Data Responden

Nama : Eka Damayanti, S.Psi., M.A.

Umur : 38

Jenis kelamin : Perempuan

Pendidikan : a. D3 b. S1 **c. S2** d. S3

Pengalaman mengajar : a. 0-2 th b. 2-4 th **c. >4 th**

B. Isilah table berikut dengan member tanda centang (√) pada kotak yang tersedia.

YA : JikaAnda setuju dengan pernyataan yang ada.

TIDAK : Jika Anda tidak setuju dengan pernyataan yang ada

UNIVERSITAS ISLAM NEGERI
ALAUDDIN
MAKASSAR

NO	PERNYATAAN	YA	TIDAK
1	Apakah materi Bahasa Inggris yang dikembangkan akan sesuai untuk mengenalkan Bahasa Inggris di taman kanak-kanak	√	
2	Apakah materi Bahasa Inggris yang dikembangkan akan mendukung kebutuhan siswa di taman kanak-kanak	√	
3	Apakah materi Bahasa Inggris yang dikembangkan akan sesuai dengan usia siswa di taman kanak-kanak		√
4	Apakah tema materi Bahasa Inggris *Plant* akan sesuai dengan kebutuhan siswa di taman kanak-kanak	√	
5	Apakah tema materi Bahasa Inggris *Plant* akan menarik minat belajar siswa di taman kanak-kanak	√	
6	Apakah tema materi Bahasa Inggris *Plant* akan memudahkan siswa taman kanak-kanak dalam mempelajari Bahasa Inggris	√	
7	Apakah aktifitas dalam materi yang dikembangkan akan bervariasi	√	
8	Apakah aktifitas dalam materi yang dikembangkan akan mendorong partisipasi aktif siswa taman kanak-kanak	√	
9	Aktifitas dalam materi yang dikembangkan akan mendukung siswa taman kanak-kanak dalam menggunakan Bahasa Inggris	√	
10	Apakah materi Bahasa Inggris yang dikembangkan akan mendukung pengembangan keterampilan mendengarkan, berbicara, membaca dan menulis siswa taman kanak-kanak	√	
11	Apakah materi Bahasa Inggris yang dikembangkan akan mampu memperkenalkan kosa kata sesuai dengan tema yang disajikan	√	
12	Apakah materi Bahasa Inggris yang dikembangkan akan memfasilitasi guru dalam mengajarkan Bahasa Inggris	√	
13	Apakah materi Bahasa Inggris yang dikembangkan akan mudah diajarkan oleh guru	√	
14	Apakah guru akan mampu menilai perkembangan keterampilan berbahasa Inggris siswa dengan materi yang dikembangkan	√	
15	Materi Bahasa Inggris yang dikembangkan akan mendukung interaksi social siswa taman kanak-kanak		√

16	Apakah materi Bahasa Inggris yang dikembangkan akan menciptakan kondisi interaktif dalam kelas	√	
17	Materi Bahasa Inggris yang dikembangkan akan mendukung seluruh aspek perkembangan siswa taman kanak-kanak (aspek agama dan moral, fisik-motorik, kognitif, bahasa, sosial-emosional, dan seni)		√
18	Apakah materi Bahasa Inggris yang dikembangkan akan memiliki tampilan yang menarik untuk siswa taman kanak-kanak	√	
19	Apakah input (gambar,kata dan aktifitas) akan sesuai dengan tingkat kemampuan siswa taman kanak-kanak		√
20	Apakah input (gambar,kata dan aktifitas) akan mendorong keingintahuan siswa taman kanak-kanak untuk mempelajari Bahasa Inggris		√

Aspect	Indicator	Items
The relevance of the material (Tomlinson, 2013)	4. The appropriateness of the material for childhood education in introducing English 5. The appropriateness of the material toward the students' need 6. The appropriateness of English material toward the age of students	30 30 0
The thematic material to introduce "Environment" in English (Soni, 2015)	4. The appropriateness of Environment theme for childhood education 5. The Environment theme as a part of students' interest 6. The influence of Environment theme for students' English learning	40 30 30
The learning activities in the developed material (Soni, 2015)	4. The variety of activity in the developed English material 5. The influence of English material toward students' active participation 6. The influence of English material for students to	40 30 30

	practice English	
The skill and the competence in the developed material (Suyanto,2007)	3. The influence of English material toward students English skill development 4. The influence of English material to provide thematic vocabulary	50 50
Teachers' role toward the developed material (Tomlinson,2013)	4. The use of the developed material as teaching reference for teacher 5. The easiness of English material to be used by the teacher 6. The use of English material in evaluating students skill development	40 30 30
The learners' role toward the developed material (Tomlinson, 2013)	3. The influence of English material in students' social interaction 4. The influence of English material in creating interactive condition in the classroom	0 50
The existing of self development program in material (Permendikbud, 2015)	2. The appropriateness of English material the whole aspect in childhood education curriculum	0
The appearance of the developed material (Piaget in Boundless Psychology,2015)	4. The attractiveness of the developed material for students 5. The appropriateness of the input (picture, vocabulary, activity) for students 6. The encouragement of the input for students to learn English	40 0 0
Total		**550**

UNIVERSITAS ISLAM NEGERI
ALAUDDIN
MAKASSAR

C. Saran dan kritik secara umum terhadap materi yang telah dikembangkan.

1. Bagaimana pendapat anda terhadap materi yang telah disusun?

Sudah bagus dan sesuai dengan tema plant. Gambarnya juga sangat menarik dan variative aktivitas di dalamnya.

2. Apa saja kekurangan yang terdapat dalam materi yang telah disusun?

Pada langkah-langkah, masih kurang menampilkan pembelajaran saintifik, padahal itu sangat penting di PAUD dan masuk salah satu indicator penilaian dalam Instrumen Akreditasi PAUD.

Ada juga materi yang kurang tepat mengukur aspek perkembangn, misalnya social emosi

ALAUDDIN
MAKASSAR

Terdapat juga konten dalam materi yang terlalu tinggi bagi anak, misalnya pada konten di bawah ini, anak disuruh membayangkan lalu menggambar sendiri. Anak PAUD itu masih berfikir simbolis, belum berfikir kongkret atau abstrak jadi belum cocok materi seperti ini.

3. Apa saran Anda untuk memperbaiki kekurangan tersebut?

- Membuat instrument yang menyentuh semua aspek perkembangan anak khususnya perkembangan social emosi
- Mempertimbangkan kecocokan kompetensi dengan usia/perkembangan anak.
- Membuat langkah-langkah supaya kelihatan saintifiknya

Kesimpulan

Dapat disimpulkan bahwa materi yang telah dikembangkan:

(a). Sudah baik dan tidak perlu revisi

(b). Sudah baik tapi masih perlu revisi

(c). Belum baik dan masih perlu banyak revisi

Validator

Eka Damayanti, S.Psi., M.A.

CURRICULUM VITAE

Nur Hilalia was born in Ujung Pandang, South Sulawesi, on April 30th 1998. She is the first daughter of two siblings of H. Muda Yusuf and Hj. Nur Aini.

The researcher began her study at SD Inpres Tamalanrea 3 and graduated in 2010. Then, she continued her study at SMPN 35 Makassar for three years. After that, she entered MAN 1 Barru to continue her high school. In 2016 she graduated and enrolled as a university student at Alauddin State Islamic University of Makassar to continue her study by taking focus on English Education Department. She was successfully accepted as the students of English Education Department specifically in the class of PBI 1-2 batch 2016

UNIVERSITAS ISLAM NEGERI
ALAUDDIN
MAKASSAR