


**DEVELOPING ENGLISH PRINTED MATERIAL ON THEME OF
OCCUPATION FOR EARLY YOUNG LERNERS AT
PAUD TERPADU JOY KIDS MAKASSAR**



A THESIS

**Submitted in Partial Fulfilment of Requirements for The Degree of
Sarjana Pendidikan (S.Pd) of English Education Department
Tarbiyah and Teaching Science Faculty
Alauddin State Islamic University
of Makassar**

By :

EKA YUSMIYATI

Reg. Number : 20400116022

**ALAUDDIN STATE ISLAMIC UNIVERSITY OF MAKASSAR
TARBIYAH AND TEACHING SCIENCE FACULTY
ENGLISH EDUCATION DEPARTMENT**

2020

PERNYATAAN KEASLIAN SKRIPSI


Mahasiswi yang bertanda tangan di bawah ini :

Nama : Eka Yusmiyati
NIM : 20400116022
Tempat/Tgl.Lahir : Kendari, 10 September 1998
Jur/Prodi/Konsentrasi : Pendidikan Bahasa Inggris
Fakultas/Program : Tarbiyah dan Keguruan
Alamat : Kompleks Graha Asri Estate
Judul Skripsi : *Developing English Printed Material on Theme of Occupation for Early Young Learners at PAUD Terpadu Joy Kids Makassar*

Menyatakan dengan sesungguhnya dan penuh kesadaran bahwa skripsi ini adalah benar hasil karya sendiri. Jika kemudian hari terbukti bahwa ini merupakan duplikat, tiruan, plagiat, atau dibuat oleh orang lain, sebagian atau seluruhnya, maka skripsi dan gelar yang diperoleh karenanya batal demi hukum.

UNIVERSITAS ISLAM NEGERI
ALAUDDIN
M A K A S S A R
Samata-Gowa 25 Agustus 2020

Penyusun,



Eka Yusmiyati
NIM:20400116022

PERSETUJUAN PEMBIMBING

Pembimbing penulisan skripsi saudari **Eka Yusmiyati**, NIM:20400116022, mahasiswi Jurusan Pendidikan Bahasa Inggris pada Fakultas Tarbiyah dan Keguruan, UIN Alauddin Makassar, setelah meneliti dan mengoreksi secara seksama skripsi yang bersangkutan dengan judul *“Developing English Printed Material on Theme of Occupation for Early Young Learners at PAUD Terpadu Joy Kids Makassar”* memandang bahwa skripsi tersebut telah memenuhi syarat-syarat ilmiah dan dapat disetujui untuk diajukan pada *Ujian Munaqasyah*.


Samata-Gowa, 25 Agustus 2020

Pembimbing I



Dr.Kamsinah, M.Pd I
NIP: 1968031996032002

Pembimbing II



Dr.Sitti Nurpahmi, M.Pd
NIP:1974030820090120003

UNIVERSITAS ISLAM NEGERI
ALAUDDIN
MAKASSAR

PENGESAHAN SKRIPSI

Skripsi berjudul, "Developing English Printed Material on Theme of Occupation for Early Young Learners at PAUD Terpadu Joy Kids Makassar", yang disusun oleh Eka Yusmiyati NIM: 20400116022, mahasiswa Jurusan/Prodi Pendidikan Bahasa Inggris, Fakultas Tarbiyah dan Keguruan, UIN Alauddin Makassar, telah diuji dan dipertahankan dalam sidang Ujian Skripsi/Munaqasyah yang diselenggarakan pada hari Senin, tanggal 31 Agustus 2020, bertepatan dengan 12 Muharram 1442H, dinyatakan telah dapat diterima sebagai salah satu syarat untuk memperoleh gelar sarjana dalam Ilmu Tarbiyah dan Keguruan, Jurusan/Prodi Pendidikan Bahasa Inggris dengan beberapa perbaikan.

Samata-Gowa,

31 Agustus 2020 M
12 Muharram 1442H

DEWAN PENGUJI: Nomor SK 2135 Tahun 2020

Ketua : Dr. M. Shabir U, M.Ag
Sekretaris : Dr. Rappe, M. Ag
Munaqisy I : Dr. Hj. St Azisah, M.Ed.St., Ph.D
Munaqisy II : Dr. Hj. Mardiana, M.Hum
Pembimbing I : Dr. Kamsinah, M.Pd
Pembimbing II : Dr. Sitti Nurpahmi, M.Pd

(.....)
(.....)
(.....)
(.....)
(.....)
(.....)

Diketahui oleh:

Dekan Fakultas Tarbiyah dan Keguruan
UIN Alauddin Makassar, 2

(.....)
Dr. H. Marjuni, M.Pd.I.
NIP 197810112005011006

ACKNOWLEDGMENTS



Alhamdulillah Rabbil Alamin, the researcher would like to express her deepest gratitude to the almighty Allah SWT., the only provider, the most merciful who gives his guidance, inspiration and good healthy for all time to conduct the writing of this thesis. No god except him. Also shalawat and salaam are always delivered to our great Prophet Muhammad SAW., who has brought us from the darkness to the lightness and from Jahiliyah era to Islamiyah era.

During the writing of the thesis, the researcher received much assistance from a number of people, for their valuable guidance, correction, suggestion, advice and golden support. Without them, the writing of this thesis would never be possibly completed. Therefore, the researcher would like to express the greatest thanks and appreciation for those people, especially to:

1. The researcher's father, **M. Yusuf Saad**, and her lovely mother **Rosmiyati** who always pray, encourage, educate, and provide countless material supports, so that, he could finish this thesis writing and his study in UINs Alauddin Makassar. Big thanks to them who always give me the best support.
2. The researcher beloved sister, **Rachmawati** who always support the researcher to conduct this research.
3. **Prof. Hamdan Juhanis, M.A., Ph.D.** The rector of State Islamic University Alauddin Makassar.

4. **Prof. Dr. Mardan, M.Ag.** the rector vice of Institution Academic Developing
5. **Dr. Wahyuddin, M.Hum** the rector vice of general administration and financial planning.
6. **Prof. Dr. Darussalam, M.Ag.** the rector vice of student affairs.
7. **Dr. H. Kamaluddin Abunawas, M.Ag.** the rector vice of cooperation and Institution Developing.
8. **Dr. H. A. Marjuni, S.Ag., M.Pd.I.** The Dean and all of the staffs of Tarbiyah and Teaching Science Faculty of Alauddin State Islamic University of Makassar.
9. **Dr. M. Sabir U., M.Ag.** the Dean Vice of academic.
10. **Dr. M. Rusdi, M.Ag.** the Dean Vice of General Administration and financial Planning.
11. **Dr. H. Ilyas, M.Pd., M.Si.** the Dean vice of student affairs and Cooperation.
12. **Dra. Hj. St. Azisah, M.Ed.St., Ph.D.** The Head of English Education Department, Tarbiyah and Teaching Science Faculty of Alauddin State Islamic University of Makassar as well as the examiner of the researcher.
13. **Nurpahmi, S.Pd., M.Pd.,** the Secretary of English Education Department, Tarbiyah and Teaching Science Faculty of Alauddin State Islamic University of Makassar as well as the examiner of the consultant of the researcher.

14. The researcher's consultants, **Dr. Kamsinah, M.Pd.I.** and the late of **Dra.St Nurjannah Yunus Tekeng, M.Ed., M.A** who had helped, guide, and supported the researcher during the writing of Her thesis.
15. **Dr. Hj. Mardiana, M.Hum** as the second examiner as well as the researcher's expert who has guided and helped the researcher during the writing of her thesis.
16. **Eka Damayanti, S.Psi., M.A** as the expert of the researcher who had guided the researcher during the writing of her thesis.
17. Sincere thank you to **all of the lecture and administrative staff** of English Education Department, Tarbiyah and Teaching Science Faculty of Alauddin State Islamic University of Makassar for their assistance and guidance.
18. The RnD group, project team in this research; **Wulandari Noor Rasyid, Khusnul Khatima, Nur Hilalia** and **Kasyif Githa** for their sincere friendship and assistance during the writing.
19. The researcher's classmates in **English Education Department, PBI Academic Year 2016** that also support the researcher during completing the thesis and teaches the researcher about togetherness and solidarity.
20. The researcher second home **United English Forum (UEF) Makassar** who has given many precious experience and inspiration for the researcher.
21. The people whose name are not written in this acknowledgment, but have given much pray, advice, support, and life lesson.

The researcher realizes that, the writing of writing is far from perfect, Remaining errors are the writer's own; therefore, constructive criticisms and suggestions will be highly appreciated. May all our/the efforts be blessed by Allah SWT. Amiin.

The Researcher



Eka Yusmiyati




UNIVERSITAS ISLAM NEGERI
ALAUDDIN
M A K A S S A R

TABLE OF CONTENTS

PERNYATAAN KEASLIAN SKRIPSI	ii
PERSETUJUAN PEMBIMBING	iii
PENGESAHAN SKRIPSI.....	Error! Bookmark not defined.
ACKNOWLEDGMENTS	v
TABLE OF CONTENTS	ix
LIST OF TABLES AND FIGURES	xi
LIST OF APPENDICES	xii
ABSTRACT.....	xiii
CHAPTER I INTRODUCTION	1
A. <i>Background</i>	1
B. <i>Research Question</i>	5
C. <i>Research Objectives</i>	5
D. <i>Research Significances</i>	6
E. <i>Research Scope</i>	7
CHAPTER II REVIEW OF RELATED LITERATURE	9
A. <i>Literature Review</i>	9
B. <i>Conceptual Framework</i>	17
CHAPTER III RESEARCH METHODOLOGY	19
A. <i>Research Methodology</i>	19
B. <i>Research Subject</i>	21
C. <i>Research Instruments</i>	22
D. <i>Data Collection Procedures</i>	24
E. <i>Data Analysis Technique</i>	26
CHAPTER IV FINDINGS AND DISCUSSION	28
A. <i>The Needs of The Early Young Learners at PAUD Terpadu Joy Kids Makassar for English Printed Material on Theme of Occupation</i>	28
B. <i>The Design of The English Printed Material for Early Young Learners at PAUD Terpadu Joy Kids Makassar</i>	47
C. <i>The English Printed Material on Theme of Occupation Developed for Early Young Learners</i>	49

<i>D. The Evaluation Result of English Printed Material on theme of Occupation for Early Young Learners at PAUD Terpadu Joy Kids Makassar</i>	<i>56</i>
CHAPTER V. CONCLUSIONS AND SUGGESTIONS	62
<i>A. Conclusion</i>	<i>62</i>
<i>B. Suggestion</i>	<i>62</i>
BIBLIOGRAPHY.....	64
Bibliography of Book and Journal	64
Bibliography of Picture Source	66
APPENDICES	68
CURRICULUM VITAE	143



LIST OF TABLES AND FIGURES

Figure 1: Dudley-Evans and St.John Need Analysis Framework	14
Figure 2: ADDIE model	21
Table 1: The organization of the validation checklist.....	23
Table 2: Rating Scale.....	27
Figure 3: The formula	26
Figure 4: The Cover of Citra TK.....	38
Figure 5: English Lesson.....	38
Figure 6: The First Page of Citra TK.....	39
Figure 7: Students' activities inside Citra TK.....	39
Figure 8: Kindergarten Syllabus.....	40
Figure 9: Weekly Lesson Plan.....	41
Figure 10: Written Daily Lesson Plan.....	42
Figure 11: Written Daily Lesson Plan.....	43
Table 3: Prototype Syllabus.....	48
Table 4: Peer Evaluation Result.....	57
Table 5: Expert Validation Result.....	59

LIST OF APPENDICES

APPENDIX 1: Interview Guidelines.....	69
APPENDIX 2: Evaluation & Validation Checklist.....	70
APPENDIX 3: Interview Transcript.....	73
APPENDIX 4: Documents.....	76
APPENDIX 5: Inventory Needs.....	79
APPENDIX 6: The Syllabus.....	80
APPENDIX 7: The English Material.....	90
APPENDIX 8: Peer Evaluation Result.....	128
APPENDIX 9: Expert Validation Result.....	133



UNIVERSITAS ISLAM NEGERI
ALAUDDIN
M A K A S S A R

ABSTRACT

Thesis Title : Developing English Printed Material On Theme Of Occupation For Early Young Lerner At Paud Terpadu Joy Kids Makassar

Year : 2020

Researcher : Eka Yusmiyati

Consultant I : Dr. Kamsinah, M.Pd.I.

Consultant II : Dr. Sitti Nurpahmi, M.Pd.

The main objective of this research is to develop English language materials for early young learners. This research was conducted at PAUD Terpadu Joy Kids Makassar. This research developed "Occupation" material with the sub-theme of "firefighter". The Research and Development model implemented in this study was ADDIE model in conducting the process of developing the material.

From the results of the preliminary study conducted by researcher in this study, it shows that English is not a compulsory subject, but only an interlude. Therefore, researcher developed English language material in accordance with the applicable curriculum. The development of material in this study emphasized vocabulary recognition. The products that would be produced by researcher can be used by teachers and students to carry out English learning activities.



CHAPTER I

INTRODUCTION

A. *Background*

English learning material becomes a source of knowledge used by teachers in delivering material to students. As Ilmiah & Nur (2018: 68) stated that there is an important component in learning and teaching English that is English material. Besides, English material can be an effective preparation for teaching and learning because it will be a guidance for both teachers and students over whole course. Due to English material has a crucial component in learning and teaching English, therefore all schools provide various types of English material. Textbook, handout, module are kinds of teaching material that usually used in school Tomlinson (2011). *United States Environmental Protection Agency* also stated that, printed material is still the easiest and the most effective media to serve information on a project or issue, or to publicize a participation process. Although English material is the crucial component in English and teaching process, but it does not make English as a compulsory subject but only as an interlude subject. As stated by the Ministry of Education and Culture, for the 2013 education curriculum that English in kindergartens and elementary schools is not a compulsory subject for students. One of the kindergartens that hold this discretion is PAUD Terpadu Joy Kids in Makassar.

In this research, the researcher conducted a preliminary study on Tuesday, June 25th, 2019 and found that English material in kindergarten was still insufficient as a teaching material. Based on the observation of the researcher by asking one of the teachers of PAUD Terpadu Joy Kids, it shows that they use the magazine "Citra TK" as a source to learn English. However, English material and other worksheets contained in the magazine only one page and it serve in Bahasa. Therefore, to achieve progress in learning English, the development of English learning materials is very necessary.

Learning English in this era is very important but looking at the situation above, there are several theories that researcher are not relevant to learning the process of young learners especially for learning a language. According to (Olpińska-Szkielko 2015: 63) the age of 3 to 5 years is called as the sensitive period or golden moment for children to study a language. It is because they still depend on language acquisition, so that the process of acquiring new language will be more successful than at later age. Reilly and Ward (1997) also stated that children between 3 and 5 years old have not started to read and entered the schooling system. It is similar to the belief that "younger is better" (Pransiska, 2016: 251). In this case, teaching English to young learners is the right thing because language acquisition ability of the children becomes a fast learner. It is proved by the moment when children are easily to absorb and imitate everything around them. As Pransiska (2016: 250) states that young learners are like a sponge, they soak up everything said around them and how it is said.

In addition, to teach young learners, teachers need kinds of material that they will provide since young learners have their own characteristics that possibly influence learning and teaching process. Based on Pinter in Juhana (2014: 43), young learners prefer to learn and to explore concrete thing to abstract thing. It is as the learning process experienced by the prophet Adam A.S. (Q.S Al-Baqarah: 31)

وَعَلَّمَ آدَمَ الْأَسْمَاءَ كُلَّهَا ثُمَّ عَرَضَهُمْ عَلَى الْمَلَائِكَةِ فَقَالَ أَنْبِئُونِي بِأَسْمَاءِ هَؤُلَاءِ إِنْ كُنْتُمْ صَادِقِينَ

Meaning: *“And He taught Adam all the names, then showed them to the angels, saying: Inform Me of the names of these, if ye are truthful”*

Therefore, teachers should creatively teach the young learners by implementing media in order that they will be able to avoid teaching abstract thing. Similar to Harmer in Juhana, (2014: 43) young learners will comprehend more when they experience it such as see, hear, or touch it. Teaching young learners is not in term of explanation only but let them experience it, let them involve in it, they will understand more.

Considering learning characteristics of early young learners, the researcher decide to develop thematic English material for early young learners which contains five themes of material with a number of vocabularies, exercises and colorful pictures as stated by Suyanto (2014: 47) that children will be generally faster to learn words or vocabulary through visual media, for example pictures or real things. In addition, teaching early young learners should be focused on one scope rather than teaching them

randomly about something. That is why it is better to design English material based on themes (Juhana, 2014: 45).

In addition, this development uses ADDIE (Analysis, Design, Development, Implementation, and Evaluation) model in order to design and develop material based on students' need. Therefore, the students will achieve the goal and objective of the learning purposes (Mubar, 2015: 316).

Based on the statements above, the researcher will design and develop English material related to English material development based on student need which focused on occupation theme. Through this research, the researcher develop a new English material to make children interest to learn English. Some literature such as vocabulary, picture and task compiled in this theme as stated (Suyanto, 2014: 101) media can help the teacher explain the material for the children or student easily and will be clear to be understand. According to Olpińska (2015: 64), using pictures to describe an item to early young learners is an important thing. Using picture will provide a flexible opportunity to gain understanding of a thing easily.

Considering the previous observation at PAUD Terpadu Joy Kids, the learning characteristics of early young learners, the researcher then decided to develop English printed material for early young learners which is based on "Occupation" theme.

B. *Research Question*

Based on the background above, the main problem of this research is how to develop a new English material for early young learners with focus on “*Occupation*” theme. Therefore, in order to achieve a well development, so the researcher should elaborate the main problem. These problems can be seen as follows:

1. What are the needs of early young learners at PAUD Terpadu Joy Kids Makassar for English printed material on theme of Occupation?
2. How is the English printed material designed for early young learners at PAUD Terpadu Joy Kids Makassar for English printed material on theme of Occupation?
3. How is the English printed material developed for early young learners at PAUD Terpadu Joy Kids Makassar for English printed material on theme of Occupation?
4. How is the evaluation result of English printed material developed for early young learners at PAUD Terpadu Joy Kids Makassar for English printed material on theme of Occupation?

C. *Research Objectives*

This research generally aimed to develop thematic English material for early young learners. However, based on the research problems above, the spesific research objectives can be seen as follows:

1. To analyze the needs of the early young learners at PAUD Terpadu Joy Kids Makassar for English printed material on theme of Occupation.

2. To know the design of English printed material for early young learners at PAUD Terpadu Joy Kids Makassar for English printed material on theme of Occupation.
3. To know the development of English printed material for early young learners at PAUD Terpadu Joy Kids Makassar for English printed material on theme of Occupation.
4. To know the evaluation result of English printed material for early young learners at PAUD Terpadu Joy Kids Makassar for English printed material on theme of Occupation.

D. *Research Significances*

1. Theoretical Significance

Theoretical significance of this research expected to provide an effective English learning material for young learners to increase their interest in learning English.

2. Practical Significance

This research is useful not only for young learners but also for teachers and kindergartens. The first, for the young learners who learn a foreign language: it is expected that developed thematic English material can help young learners improve their knowledge, skill and competency in using and practicing English. So, the student can increase their confident to use English in early on. The second is for the teacher. It is expected that the developed English materials can facilitate the teacher to teach English more easily for the student especially young learners. The third is for the

kindergarten. It is expected that the developed English materials can be useful for the teachers and student in conducting English program.


E. *Research Scope*

In this research, the researcher developed English material based on themes. The theme consists of; Plant-recreation, Myself, Occupation, Environment, and Animal. However, this research focused on developing thematic English material for young learners especially on occupation theme, the occupation would be provided in term of the name of the occupation and the place of the occupation is especially firefighter. In developing product, the researcher need reference development model to facilitate the research. The development model that would be used in this research is ADDIE model. In general, the product produced from research and developments are printed material for young learners. This material consisted of thematic English material especially vocabulary material related to occupation. Besides, there would be also some exercises provided to train students understanding of the material.

In this research, there were five phases for developing material using ADDIE MODEL, those were need analysis (needs analysis to determine the right problem and solution and determine student competency); Designing English material (determine the learning approach, compile the module framework, the module needs map and compile the assessment sheet.); Develop English Material (develop modules according to the chosen learning

approach); Implementation (try out); Evaluation (analyze and correct errors that occur during learning).

However, due to the limitation of time and pandemic in finishing this research, the implementation is not conducted. In addition to evaluation, researcher does it in the form of validation.



CHAPTER II

REVIEW OF RELATED LITERATURE

A. *Literature Review*

1. **Review of Related Research Findings**

There have been several researches that also have investigated about developing English material. As a references from the previous research, the first research comes from Rohmah (2015) has conducted research entitled “Developing English program at SMK Muhammadiyah 2 Bantul” State that most of the grade x student want to work after completing their study. This Research develops learning materials which focuses on improving the students’ language skill that are listening, speaking, reading, and writing. In addition Research and Development method that appropriate for conduct this Research is ADDIE model.

Ahmad Djuwairiah & Hikmawati.(2017) have conducted a research entitled “Developing Greeting and Self Introducing Materials Dealing with 2013 curriculum of the seventh grade in MTSN Balang- Balang”. The model that the researcher used is ADDIE model, (Analysis Design, Development, Implementation and Evaluation). The result of this study state that using the materials is good and proper to use to the learners.

Miftahul Khair Nur Ali Mubar (2015) entitled “Developing English Materials for young learners Based on needs Analysis at MTSN Model Makassar” the research Adopted ADDIE model. ADDIE is acronym of

Analysis, Design, Development, Implementation, and Evaluation. The result of the research showed that, the third grade students of MTSN Model Makassar want English materials especially speaking materials based in their needs.

Purnamasari Dian Yohana (2015) has conducted a research entitled “Developing English Learning Materials for Grade X Students of Beauty Study Program”. The aims of the research were to find out the target needs and the learning needs and to develop appropriate English learning materials for Grade X students of Beauty Study Program.

Yudhi Arifani (2013) which aimed to develop English for young learners (EYL) Material for Elementary school using video tutorial. This research uses ADDIE. From the data obtained from this research, it can be concluded that the material developed can improve students' English language.

Dahnar Badruddin (2015) has conducted a research entitled “Developing A Task-Based Syllabus Based on Needs Analysis for Midwifery at UIN Alauddin Makassar”. Researcher used the ADDIE development model. From the results of the study, it can be concluded that the task-based syllabus is suitable for midwifery students.

All of the researches above have a several similarities in this research such as the model used in the development of research using the ADDIE model. However, what makes the researches above different from this research is this research tends to develop English material for young learners

based on themes. These materials are expected to facilitate and motivates students to learn English. The development is designed based on student's need analysis first.

2. Some Pertinent Ideas

There are some partinent ideas provided to support well understanding to this development. These terms are about material development, theme based materiall, and need analysis.

a. Material Development

1) Theory of Material Development

Material development ideally consists of two aspects which is as a practical undertaking and as a field of study. As a practical undertaking, Material development that defined as activities that involve producing, evaluating, adapting, and exploiting material to facilitate language mastery and development. Meanwhile, as a field of study, Material development that defined as activities that includes the process of designing, writing, implementing, evaluating, and analyzing learning material (azarnoosh, et.al, 2016).

According to Tomlinson (2011) in his book stated that material development can be in the form of writing textbooks, telling stories, bringing advertisments into the classroom, expressing opinions, providing samples of language, using or reading a poem loudly by the material developers.

2) Principles of Second Language Acquisition Relevant To The Development Of Materials For The Language Teaching

According to Tomlinson (2011), to develop a good material, researcher must pay attention to several principles in developing material. These principles are presented as follows:

a) Materials Should Achieve Impact

A good material development is material that has a very big impact on students when the material can attract curiosity, and student attention. To achieve impact of the materials, The developers should consider some points below:

- (1) Novelty (e.g. unusual topics, illustrations and activities)
- (2) Variety (e.g. breaking up the monotony of a unit routine with an unexpected activity; using various text-types taken from many different types of; using a number of different instructor voice on CD);
- (3) Attractive presentation (e.g. use of attractive colours; lots of white space; use of photographs);
- (4) Appealing content (e.g. topics of interest to the target learners; topics which offer the possibility of learning something new; engaging stories; universal themes; local references);

b) Materials Should Help Learners To Feel At Ease

In developing good material, researcher have a responsibility in creating comfort in the learning process through the material

being developed. There are three foundations that might represent the situation of learners during learning process.

- (1) Most learners prefer structured written material over material that has many different and repetitive activities on the same page.
- (2) Most learners prefer texts and illustrations that are familiar to them, so they can relate it to their own culture.
- (3) Most learners are more relaxed in accepting material that is not filled with tasks.

c) Materials Should Help Learners To Develop Confidence

In developing good material, researcher must strive to help students build their confidence through this material. It can be done by giving stimulative assignments and encouraging students to do things beyond their existing abilities.

d) Materials Should Require And Facilitate Learners Self Investment

The developed material should include activities which can offer profit to learners by investing their interest, effort and attention to the learning activity. Materials can help learners to achieve their self-investment by providing them with choices of focus and activity, giving them control, and engaging them in learner-centered discovery activity.

b. Theme-Based Materials

According to Cameron (2001) teaching English based on themes can provide opportunities for students to introduce several new vocabulary items related to the themes that have been learned. Moreover, teaching that is integrated around a theme will be more suitable with young learners since it can support them to learn naturally.

c. Need Analysis

Need analysis is a process for obtaining information before conducting development research. It is in line with Brown (2009) that the concept of need analysis refers to the process of gathering information about the needs of a particular client group in industry or education. In addition, need analysis aims to determine, determine and manage students' needs related to language according to their priorities. The information of learners' needs is usually collected by using questionnaires, test, interview, observation, etc (Richards & Schmidt, 2010:389) in (Brown, 2016:3).

In gathering information by doing need analysis, researcher use the framework from Dudley-Evans and St.John (1998: 125) as a guideline for making need analysis instruments. The framework used above is as follows:

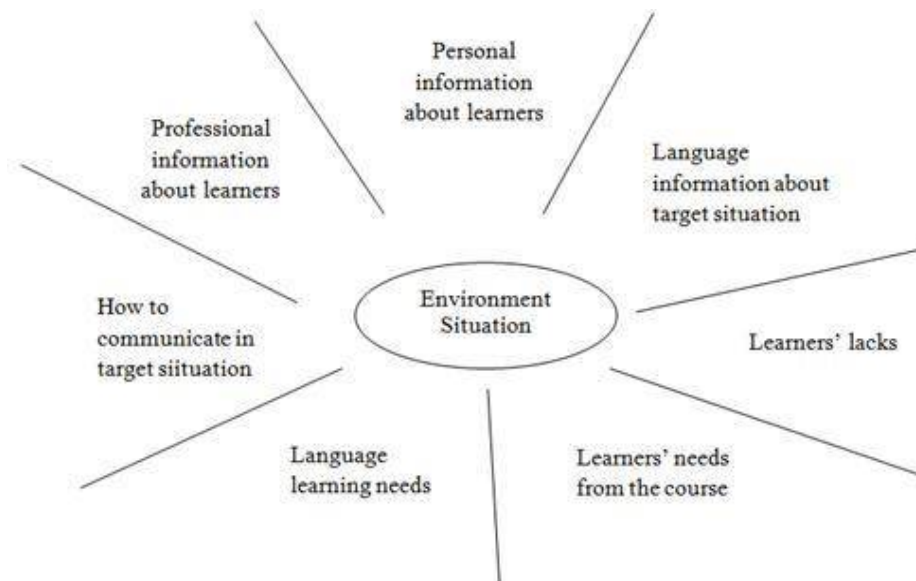


Figure 1: Dudley-Evans and St. John Need Analysis Framework

The terms in the framework above can be defined as follows:

- 1) Professional information about the learners refers to the activities which engage learners to use English as a target-situation analysis (TSA) or objective needs.
- 2) Personal information about the learners is related to some factors which affect them to learn English such as previous learning experience, reasons for attending the course and expectation of it.
- 3) Language information about target situation refers to the current skill of language of the learners or it can be mentioned as present situation analysis (PSA). It allows the the researcher to know the learners' lacks toward the target language.
- 4) Learners' lacks refer to the gap between present proficiency and target proficiency.

- 5) Learners' need from the course is related to what learners want to achieve from the course.
- 6) Language learning need refers to the effective way of learning target language that learners will do later.
- 7) How to communicate to target language is related to how the language is used in target situation-linguistic analysis, discourse analysis, and genre analysis.
- 8) Environmental situation refers to information where the course will take place.

d. Curriculum content of kindergarten

The contents of the Early Childhood Education curriculum contain development programs consisting of:

- 1) The program of developing religious and moral values includes the embodiment of a learning atmosphere for the development of good behavior that is sourced from religious and moral values and comes from community life in the context of play.
- 2) Physical-motor development program includes the embodiment of atmosphere for the development of kinesthetic maturity in the context of play.
- 3) Cognitive development programs include the realization of an atmosphere for the development of thought process maturity in the context of play.

- 4) The language development program includes the embodiment of an atmosphere for developing language maturity in context played.
- 5) The social-emotional development program includes manifestation an atmosphere for the development of sensitivity, attitudes, and social skills and emotional maturity in the context of play.
- 6) Art development program includes the embodiment of atmosphere for the development of exploration, expression and appreciation of art in the context of play.

B. Conceptual Framework

This study used the ADDIE model in developing English thematic material for Kindergarten. In developing this material, there are two things that need to be considered. The first, a researcher has to know to whom this development will be addressed. The second, a researcher has to know learner's need before conducting a development. As Nurwahidah (2017:1) states that before providing English material, student's need should be considered and should be presented in a good way. Knowing students' need to develop a good English material is crucial. In addition, to obtain the information the researcher will observe the material available, consulting various experts and investigating the need directly to the subject.

According to Brown (2016:18), there are several concepts of analysis to determine what the needs of learners, namely: target-situation use analyses,

target-situation linguistic analyses, target-situation learning analyses, present-situation analyses, gap analyses, individual-differences analyses, right analyses, classroom-learning analyses, classroom-teaching analyses, means analyses, and language audits. However, the researcher means to conduct the classroom-learning analysis to investigate how the classroom learning situation should be. It means examining issues like the selection and ordering the course content, the teaching methods which would be employed, the kinds of activities that students would engage in and the materials that will be employed. There are several principles of material development that researcher should pay attention after obtaining students' need. The first, materials should achieve impact. The second, materials should help learners to feel at ease. The third, materials should help learners to develop confidence. The fourth should be perceived by learners as relevant and useful. The last, materials should require and facilitate learners self-investment. Moreover, the need analysis would be conducted according to the framework derived from Dudley-Evan and St.John (1998:125) in which the elements consist of (1) learners' professional information, (2) learners' personal information, (3) language information about target situation, (4) learners' lacks, (5) learners' needs from the course, (6) language learning need, (7) how to communicate in the target situation, and (8) environment situation.

In addition before developing material for young learners considering children growth is needed. Based on Piaget in boundless psychology (2015), during the age 2 to 7 children can use symbols to represent words, images, and

ideas. Moreover, according to Olpinska (2015), using pictures to describe an item is an important thing. Using picture will help young learners to more easily understand. Also Brown in Bardacki (2011) state that young learner can concentrate on something as long as it can interest of them. Therefore, the developed material will consist of some vocabularies, exercises and picture.

In this research, researcher developed English material based on the theme, namely "Occupation". In accordance with Soni (2015), involving young learners in various activities and experiences based on themes will provide them how to learn about some ideas around them.



CHAPTER III

RESEARCH METHODOLOGY

A. Research Methodology

According to the purpose of this study, the research design used here is research and Development (R&D). Latif (2012) stated that R&D is a research that involves the classroom problems, studying recent theories of educational product development, developing the educational products, validating the product to experts, and field testing the product. The researcher applies ADDIE model. ADDIE stands for Analysis, Design, Development, Implementation, and Evaluation. “ADDIE model is one of the most common models used in the instructional design field a guide to producing an effective design. This model approach that helps instructional designers, any content developer, even teacher to create an efficient, effective teaching design by applying the processes of the ADDIE model on any instructional product...” explained by (Aldoobie, 2015). From the explanation above, ADDIE model will achieve the goals and objectives of the course or syllabus. It allows for the evaluation of the materials. It also provided simple procedures to design and develop the tests.

In addition, Borg and Gallin their book Educational research an introduction stated that educational Research and Development (R&D) is a process used to develop and validate educational products. The steps of this process usually referred to as the R&D cycle, which consists of studying

research findings pertinent to the product to be developed, developing the product based on the finding, field testing it in the setting where it will be used eventually, and revising it to correct the deficiencies found in the field testing stage. (Borg and Gall: 2003).

However, the researcher used the ADDIE model as a research model in developing material. ADDIE is an acronym which stands for Analysis, Design, Development, Implementation, and Evaluation. One of the most commonly used models in producing an effective design in a learning guide design is the ADDIE model (Aldoobie: 2015). Supported by Molenda (2003) The ADDIE model is a term used to describe a systematic approach to learning development that is almost identical to the development of learning systems. ADDIE is a generic instructional design model that develops teaching materials in an organized manner (Shelton &Saltsman 2011:566).

According to Reiser and Dempsey (2007:13-17) ADDIE model is designed for facilitating the learners to achieve the goals and objectives of the course or syllabus. It is because the model involves students actively and also allows for evaluation of materials that have been developed, so that the results can be measured in a reliable and valid way. Based on the statement of Gagne et al (2005) in Ngussa (2014:4), eventhough some models of instructionall design have similar characteristics, but they are different in the phases and ADDIE provides simple procedures to design and to develop the material.

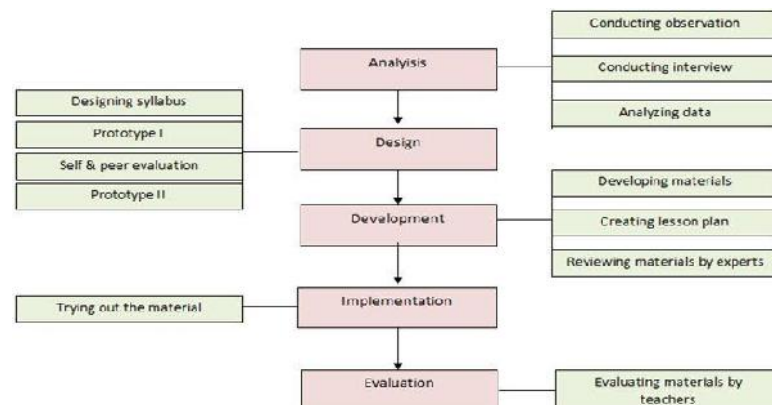


Figure 2: ADDIE model

B. Research Subject

Based on the problem, the subject of this research was kindergarten students who are in the level of early young learners. Additionally, there were also the other additional research participants taking a part in order to conduct need analysis. Therefore, this research would have multiple data sources by involving learners and teachers of PAUD Terpadu Joy Kids and experts.

1. Young Learner: 20 students of PAUD Terpadu Joy Kids would be the subject of this development.

2. Teacher : 1 teacher of PAUD Terpadu Joy Kids would be invited in interview section to conduct the need analysis.

3. Experts : 2 experts be involved in this research due to make sure the appropriateness of the materials. The experts perform product validation.

C. *Research Instruments*

There were four instruments that would be used by the researcher, there were interview guideline, observation checklist, documents (syllabus and the existing material) and validation checklist.

1. Interview guideline. The first thing that would be done is gathering information by conducting interviews to carry out need analysis. The interview is related to the needs of students in accordance with the themes, characteristics of students, obstacles in the learning process, student motivation in learning and the willingness of teachers to teach, especially in teaching English. The interview guideline is constructed based on the need analysis framework of Dudley-Evan and St.John (1998, 125).
2. To find out students' interests and behavior in class naturally, the researcher used the observation checklist to find out.
3. Documents (syllabus from PAUD Terpadu Joy Kids and the existing material) would be used as additional references in developing new material.
4. Validation checklist would be given to teachers and experts to evaluate the product. According to Nieven (1999), there are 4 criteria in showing the quality of development. Those are *relevancy* in which the product is covered the need of the target, *consistency* which refers to the logical design of the material, *practicality* in which the product is usable for the target and *efficiency* which shows that the product

results in desired outcomes. There are several theories used by researcher to support the construction of the statement in the validation checklist:

Table 1. The organization of the validation checklist

Aspect	Indicator	Items
The relevance of the material (Tomlinson, 2013)	<ol style="list-style-type: none"> 1. The appropriateness of the material for childhood education in introducing English 2. The appropriateness of the material toward the students' need 3. The appropriateness of English material toward the age of students 	1-3
The thematic material to introduce "Environment" in English (Soni, 2015)	<ol style="list-style-type: none"> 1. The appropriateness of Environment theme for childhood education 2. The Environment theme as a part of students' interest 3. The influence of Environment theme for students' English learning 	4-6
The learning activities in the developed material (Soni, 2015)	<ol style="list-style-type: none"> 1. The variety of activity in the developed English material 2. The influence of English material toward students' active participation 3. The influence of English material for students to practice English 	7-9
The skill and the competence in the developed material (Suyanto, 2007)	<ol style="list-style-type: none"> 1. The influence of English material toward students English skill development 2. The influence of English material to provide thematic vocabulary 	10-11

Teachers' role toward the developed material (Tomlinson,2013)	<ol style="list-style-type: none"> 1. The use of the developed material as teaching reference for teacher 2. The easiness of English material to be used by the teacher 3. The use of English material in evaluating students skill development 	12-14
The learners' role toward the developed material (Tomlinson, 2013)	<ol style="list-style-type: none"> 1. The influence of English material in students' social interaction 2. The influence of English material in creating interactive condition in the classroom 	15-16
The existing of self development program in material (Permendikbud, 2015)	<ol style="list-style-type: none"> 1. The appropriateness of English material the whole aspect in childhood education curriculum 	17
The appearance of the developed material (Piaget in Boundless Psychology,2015)	<ol style="list-style-type: none"> 1. The attractiveness of the developed material for students 2. The appropriateness of the input (picture, vocabulary, activity) for students 3. The encouragement of the input for students to learn English 	18-20

D. Data Collection Procedures

In the procedure of this research, researcher began in three steps; (1) preliminary phase (conducting need analysis); (2) development phase (designing syllabus and developing material); and (3) Review phase (implementing and evaluating material) (Yassi & Kaharuddin, 2018). The overall process in collecting the data can be seen as follows:

1. Data collection in this research began by conducting a need analysis of interview designs in accordance with the theoretical framework of Dudley-Evan and St. John (1998-125). In making appropriate

interview guidelines, researcher must validate the instruments to be used. The instrument was validated by two experts. After that, the researcher conducted an interview to the teacher of Joy Kids Terpadu. The supporting data would be obtained by interviewing informally and observing the students learning activity. After collecting the data, the researcher analyzed the data by involving documents such as syllabus and the existing material. It would be a reference in making new material.

2. Designing syllabus based on the inventory need gained from need analysis. Syllabus that is designed would be prototype I. Prototype I checked by researcher to determine the feasibility. The researcher conducted self-evaluation and peer evaluation. The results of this evaluation process would be prototype II.
3. After designing prototype II, researcher began to develop material based on the syllabus framework which had been created in the previous phase. After that, this material reviewed by experts I and II to ensure the feasibility of the material to be used in class.
4. Validating the material. The researcher worked with the expert to validate the material. It aimed to find out how well the products produced by researcher.

E. *Data Analysis Technique*

The data received from the interview would be analyzed in two ways those are qualitatively and quantitatively. The result of the questionnaire is analyzed quantitatively and the data from interview is analyzed qualitatively. In addition, the data from the expert in evaluation checklist became an attachment and notes for the researcher in developing materials and exercises in the form of description of the products, comments, notes, and suggestions. The process of both qualitative and quantitative analysis can be seen as follows:

1. Quantitative Analysis

In gathering judgment of the research product from the experts in case of validating the material, the researcher used validation checklist or review checklist. Each response of the statement consists of “yes or no” answer. The result total of response presented the evaluation result of the product which is accounted by using manual formula as follows:

$$P = \frac{f}{n} \times 100\%$$

Figure 3: the formula

Symbols :

P = Presentation

F = the Frequency of the Responses

N = the Ideal Score Total

100 % = Percentage

After obtaining the total of the response, the data would be converted to the rating scale which shows the final grade of the product.

Table 2. Rating Scale

Grade Scale	Verbal Scale
81-100	Very Good
61-80	Good
41-60	Sufficient
21-40	Bad
0-20	Very Bad

Source : Sugiono, 2012, p.95

2. Qualitative analysis

a. Reading/memoing

At this step, the researcher began to read and memoing some important things to get the data that is important for the research.

b. Describing

To convey the complexity of the research, the researcher describes the development through and comprehensive descriptions of the participants and the phenomenon that have been studied.

c. Classifying

In this phase, the researcher distinguished the data by classifying them into more general categories. This phase intends to build connections among the data in order that the data would be perceptible.

CHAPTER IV

FINDINGS AND DISCUSSION

This Chapter presented the research findings and discussion at once of this research based on the data gathered during the investigation. The findings of the research were the result of the data analysis. The data was analyzed quantitatively and qualitatively. For the qualitative data, the researcher conducted an interview with the teacher and document analysis. The result was elaborated as follows;

A. *The Needs of The Early Young Learners at PAUD Terpadu Joy Kids Makassar for English Printed Material on Theme of Occupation*

Need analysis is a process of identifying and analyzing the needs of training or material development programs. In this research, there are several systematic processes in gathering information about the needs of students at PAUD Terpadu Joy Kids, based on Brown (1995) in (Kaharuddin, 2018). It will consist of: (1) making basic decision about the need analysis, (2) gathering information, and (3) using the information.

1. Making Basic Decision About The Need Analysis

There are several parts that must be considered by researcher to support the syllabus design process. Such as, who will take part in the research, the type of information that will be collected and the point of view that should be presented.

a. Target Group

Target group relates to the group of people who need information and to whom this material will be developed. The researcher conducts this research at PAUD Terpadu Joy Kids Makassar. There are 20 students involved as the target group.

b. Audience

Audience is a person who participates in the learning process to support the researcher for conduct development. In this case, there are 2 teachers who would be involved as the main source of information to be collected.

c. Expert

An expert is a person who is involved in the development process to provide some information that has been collected by researcher. In addition, experts helped researcher to examine and revise material. There are 2 lecturers who took part as experts in this research; one from English Language Education and the other from Early Childhood Education.

After knowing about some people who took part in this research, the researcher make interview guidelines as an instrument that would be used to gather information about students' needs for English material. Before making interview guidelines, the researcher must consider three main points for conducting a needs analysis.

a. Classroom-Learning Analysis

Researcher used classroom learning analysis in developing syllabus and English language materials that focus on investigating how learning in the classroom should take into account several things such as selection and sequence of course content, mathematics teaching, activities that involved students, and materials to be used.

b. Objective Need

Objective needs are topics that are used according to what is needed by students. This point would be asked by researcher to make it easy to develop topics for the material.

c. Learning Process

Learning process is related to the way the students learn the English material

After considering some of the points above, the researcher began to make interview guidelines. Before the interview guidelines are used for interviews with teachers, researcher must validate them to the validator.

2. Gathering Information

After designing the interview guidelines, the researcher began an interview session with the teacher based on verified interview guidelines to find out what was needed at PAUD Terpadu Joy Kids rather than the English material to be developed. The interview guide consists of 15 questions that the teacher asked because they know the needs needed by

students. The results of the interview section would be used as a source of information in developing material.

The questions that have been made in the interview guidelines use several theories of material development for children based on need analysis framework derived from Dudley-Evans and St. John (1998: 125).

a. Professional Information

Professional Information refers to the purpose of the English material given to the students

b. Personal information

Personal information refers to the factors which affect the English learning of the students.

c. Language information

Language information refers to the present situation of students' English skill

d. Learners' Lack

Learners' Lack refers to the gap between students' English proficiency and the target language.

e. Learners' need

Learners' need refers to what the students need to learn over the English material

f. Language learning need

Language learning need refers to the activities that engaged students to learn English.

g. How to communicate to the target language

Refers to how the language is used in target situation-linguistic analysis, discourse analysis, and genre analysis.

h. Environmental situation

Environmental situation refers to the condition of place where the learning occurred.

1) Using The Information

The information that has been obtained from the needs analysis process used as basic information in developing syllabus, materials, and teaching strategies. After researcher obtained information from interviews with teachers, the information then presented in the form of interview transcripts.

1) The Data from Interview

a. Professional Information

The first information obtained by researcher is professional information. In this study, there were two professional questions that were given. The first question is about the importance of learning English in childhood. The second question knows how English is introduced to students if it is actually given in kindergarten.

The results of interviews with teachers showed that English is not categorized as a compulsory subject in kindergartens. It is only given as a distraction and introduced to provide basic knowledge to students.

In addition, English is an interlude subject in that kindergarten, so the material is presented briefly and clearly. English is taught to students by introducing some common vocabularies so students can understand easily. The interview transcript can be seen as follows:

1) R : *Do you think English is neccessary to be taught in kindergarten?, Could you please give the reason?*

T : *Learning English in kindergarten is not compulsory subject. But we as educators feel important so we still provide English as an interlude.*

2) R : *How is the process of introducing English in PAUD Terpadu joy Kids?*

T : *with some consideration regarding the abilities of children in learning English in their current age, I teach them English vocabulary.*

b. Personal Information

In this part, the researcher intended to know a thing which was related to the personal side of the students when they learn English. Based on the interview with the teacher

R : *How is the response of the sudents when they learn English?*

T : *The students look very active during the learning English.*

R : How long is the duration of English class in PAUD Terpadu Joy Kids?

T: We usually introduce English in the middle of the learning process which starts at 9 am and ends at 11.00 am because in this kindergarten, learning English is an interlude subject so we don't have special time for English classes.

c. Language Information

In this question, the researcher intended to find out information of how far was students' skill and comprehension for English.

R : To what extent is the English skill of the students in PAUD Terpadu Joy Kids?

T : we just introduce them some vocabulary and how to pronounce it. Therefore, they only know that. for writing skills, we have not taught it.

R : How is the vocabulary comprehension of the students in PAUD Terpadu Joy Kids?

T : They don't understand vocabulary very well due to material limitations.

d. Learners' Lack

After interviewing the teacher, it could be concluded that the students were easily bored during their learning activity. Moreover, if the material were not interesting to them, it could be the factor that made the students felt less spirit in learning English. This condition then affected to the learning process which became ineffective. The transcript could be seen as follows:

R : What is the difficulty of the students in PAUD Terpadu Joy Kids when they learn English?

T : Because learning English is new thing to them so if the learning material is less interesting, students get bored easily.

e. Teachers' characteristics

In this part of the interview, it was found how the teacher delivered the material to students. Only one teacher who graduated from the English Education Department, it affects the delivery of material to students. The teacher prefers to teach general English material that is more familiar to be taught to students. The transcript is presented below:

R: What is the difficulty experienced by the teacher in teaching English?

T : We only have one English teacher who graduated from English Education Department and he can't handle classes every day. Therefore I do not guarantee that the teacher who enters in his class can teach English with good pronunciation to children.

f. Learners' need

In this part, researcher obtained information about English material that students need to learn. During the interview the teacher explained that they had prepared a syllabus based on the curriculum applied to the kindergarten learning process. In the syllabus there are various themes chosen. One of them is Occupation. The transcript is presented below:

R : is the theme of Occupation material appropriate for English learning and teaching program?

T : yes, because the theme is contained in the syllabus.

R: Then, what is the students' achievement expected from the English learning program?

T: Because they are young and have the ability to understand the lesson well, we expect students to understand this subject easily and they can also use it outside.

g. Language learning need

In this part, there were three questions that are asked to teachers to find effective ways to achieve language learning targets for students. These were information from current learning activities, target learning activities, and material design that is suitable for students, especially early young students. The results from the interview section show that the teachers have tried their best to introduce English to students. they realize that learning English in the school needs development in the learning process of students. The transcript is presented below:

R: What kind of activity applied during the English learning process at PAUD Terpadu Joy kids?

T: During the learning process, we try to teach students with something that makes it easy for them to understand the lesson by letting them experience and engage with practice.

R: What kind of activity applied during the English learning process at PAUD Terpadu Joy kids?

T: We hope that all the activities provided are able to make students enjoy the class and can understand learning easily..

R: how is the material design that suitable for children?

T: In general, children like something that is full of color, therefore I think the material with pictures that are full of colors will be easy for students to understand quickly and it will attract students' interest so that they are not bored. not just pictures, some activities are also very necessary in accordance with the theme of the lesson.

h. Environmental situation

In this part of the interview, the researcher tried to identify where students are learning English. The transcript is presented below:

R: what are the facilities and media used to support the English learning program at PAUD Terpadu Joy Kids ?

T: there are several facilities provided at our school such as a playground to play and use a comfortable classroom. We prefer to use toys, study magazine, realia and other additional books as a media.

R: How is the using of media in English learning program at PAUD Terpadu Joy Kids ?

T: We use Regalia as a representation of things that are introduced to students so students can easily understand what we are explaining.

2) The Data from Document Analysis

Document Analysis included several documents used by PAUD Terpadu Joy Kids, such the Existing Material (learning magazine), syllabus, weekly lesson plans (RPPM), and daily lesson plans (RPPH).

a. The Existing Material

Citra TK is a learning magazine used by students in PAUD Terpadu Joy Kids. This Learning Magazine was built based on the 2013 curriculum with the presentation of different themes and presented in Indonesian. Every activity in this magazine is designed according to the 2013 curriculum which supports students' knowledge by integrating several aspects such as morality and religion, social and emotional, cognitive, linguistic, physical motor, and art. Some aspects of the magazine present various types of activities that have specific objectives for students' needs, for example introducing students to simple things that can enhance student knowledge and also introducing students to things that can develop student creativity. The material can be seen as follows:




Figure 4 : The Cover of Citra TK



Figure 5 : English lesson



Figure 6 : The First Page of Citra TK

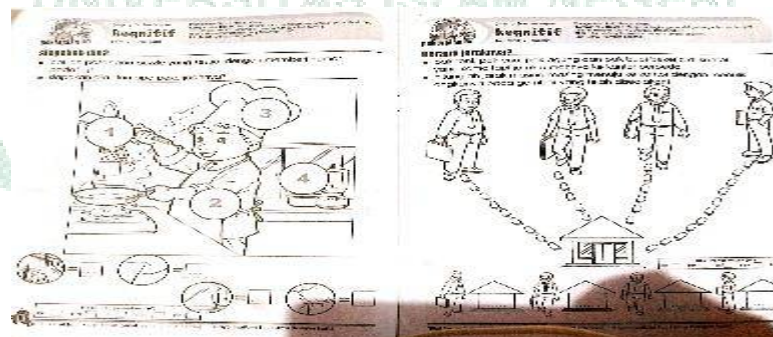


Figure 7 : Students' activities inside Citra TK

From the observations of the learning material above, it can be concluded that the material is suitable for students. The learning material in the magazine was built by considering several aspects that contained uncomplicated material so that it was appropriate for student. The material is in the form of alphabet, vocabulary, simple sentences and numbers. In addition, there are several images filled with color and the material looks interesting to students.

b. Syllabus

The syllabus used by teachers in PAUD Terpadu Joy Kids is in accordance with the national curriculum which presents a one-year learning plan with two semester programs, odd semester and even semester. The syllabus is arranged in the columns of basic competence, themes, sub-themes, sub of sub theme, and time allocation. The teacher takes one week to complete one theme because each meeting the teacher teaches one sub and sub theme to students.

PROGRAM SEMESTER
TAHUN PELAJARAN 2016-2017

TAMAN KANAK KANAK JOY KIDS
KELOMPOK USIA : 5-6 TAHUN
SEMESTER : I (Guru)

NO	KEMPTENSI DASAR	TEMA/SUB TEMA/SUB-SUB TEMA & ALOKASI WAKTU																
		DIRI				KEHARGAAN				LINGKUNGAN				SINATANG				
		KETERANGAN	DIRI	KEHARGAAN	LINGKUNGAN	SINATANG	KETERANGAN	DIRI	KEHARGAAN	LINGKUNGAN	SINATANG	KETERANGAN	DIRI	KEHARGAAN	LINGKUNGAN	SINATANG		
		1	2	3	4	5	6	7	8	9	10	11	12	13	14	15	16	17
3	3.1 Mengenal kegiatan sehari-hari	4.1. Melakukan kegiatan sehari-hari dengan tuntunan orang dewasa	✓			✓		✓										
	3.2 Mengenal perilaku baik sebagai cerminan akhlak mulia	4.2. Menemupikan perilaku santia sebagai cerminan akhlak mulia				✓		✓	✓									✓
	3.3 Mengenal anggota tubuh/fungsi	4.3. Menggunakan van anggota tubuh	✓	✓	✓	✓	✓	✓	✓	✓	✓	✓	✓	✓	✓	✓	✓	✓

Figure 8 : Kindergarten Syllabus

Based on the observation of the syllabus above, the researcher intends to choose a sub-theme of the occupation theme to be developed because researcher consider several things, one of which is limited time to develop the main theme.

c. Weekly Lesson Plan

Teachers at PAUD Terpadu Joy Kids used the Weekly Lesson Plan as a guide for activities that will be given to students every week. The Weekly Lesson Plan consists of themes and sub-themes. In addition, each sub-theme has several activities that can be carried out during the teaching process. The Weekly Lesson Plan used at PAUD Terpadu Joy kids could be seen as follows:



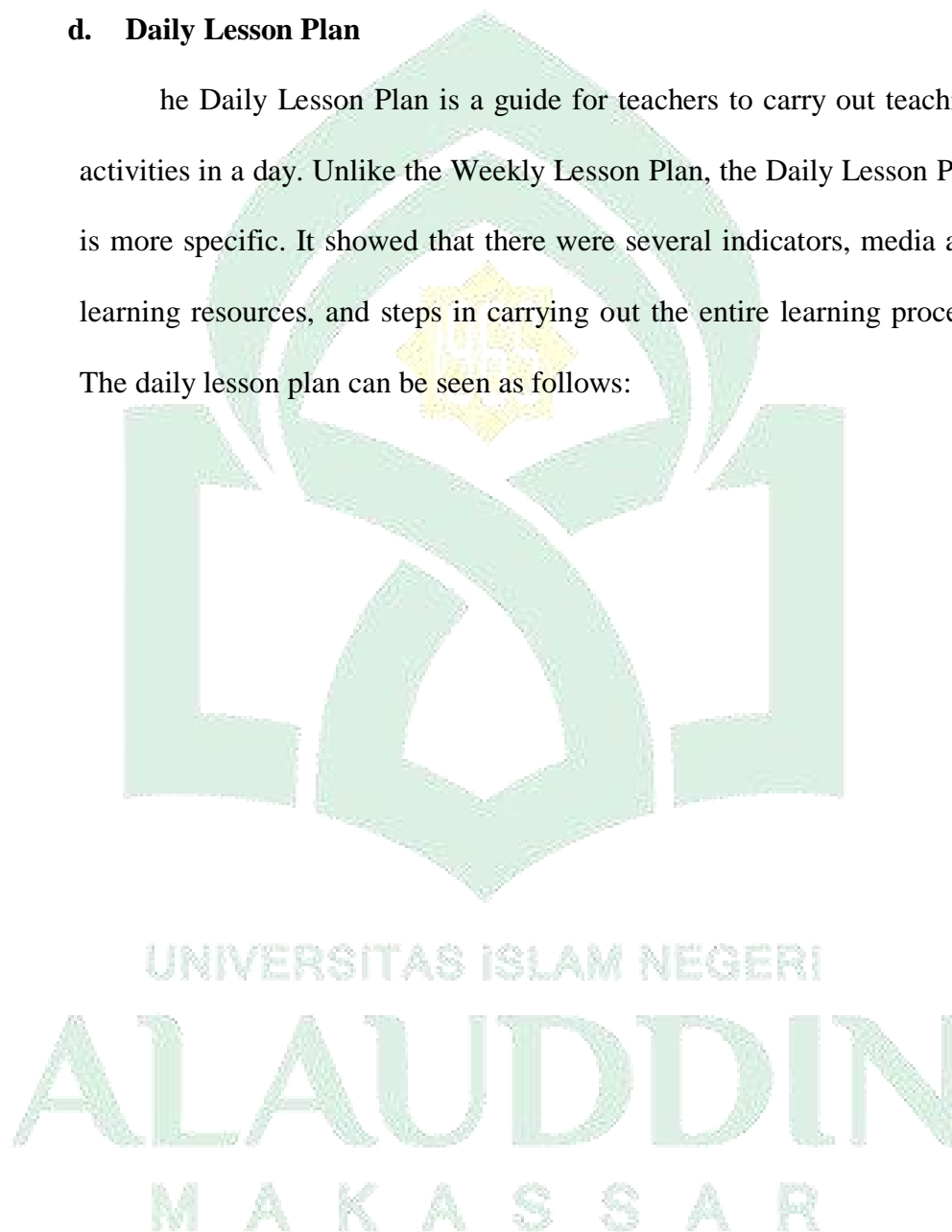
Figure 9 : Weekly Lesson Plan

Based on the observations of the Weekly Lesson Plan above, the researcher concluded that the Weekly Lesson Plan consists of several themes, sub and sub themes that have various activities carried out by

students such as learn by doing and playing. Every activity in the learning process expected to make students feel comfortable to learn something.

d. Daily Lesson Plan

The Daily Lesson Plan is a guide for teachers to carry out teaching activities in a day. Unlike the Weekly Lesson Plan, the Daily Lesson Plan is more specific. It showed that there were several indicators, media and learning resources, and steps in carrying out the entire learning process. The daily lesson plan can be seen as follows:



Rencana Pelaksanaan Pembelajaran Harian
(R.P.P.H)

Kelompok / usia = B / 5-6 Tahun
 Semester / Minggu = I / VIII
 Tema / sub-tema / sub-sub Tema = Keluarga / Profesi Anggota keluarga /
 Pemadam kebakaran
 Hari / Tanggal = Rabu, 18 September 2019

Kompetensi Dasar (KD)

1.2, 2.5, 2.6, 2.7, 2.9, 2.13, 3.2-4.2, 3.5-4.5, 3.6-4.6, 3.7-4.7, 3.8-4.8, 3.9-4.9, 3.10-4.10, 3.11-4.11, 3.12-4.12, 3.13-4.13, 3.15-4.15

Indikator pencapaian pembelajaran

Beberapa indikator pencapaian pembelajaran pada kegiatan Inti, antara lain =

- Anak menyebutkan bagian-bagian mobil pemadam kebakaran
- Anak menggambar dan mengungkapkan dengan kalimat sederhana
- Anak menceritakan gambar yang dibuat
- Anak mengelompokkan benda menurut ukuran
- Anak menunjukkan perilaku menyelesaikan masalah dalam bermain memadamkan api

Media dan sumber belajar

- Gambar mobil pemadam kebakaran, gambar perlengkapan pemadam kebakaran, penggaris / meteran, selang air, koran bekas, korek api dll.

Langkah kegiatan

I. Pembukaan ± 30 menit

- Berdoa, salam
- Bermain memadamkan api menggunakan selang
- Bercakap-cakap

II. Inti ± 60 menit

a. Mengamati

- Anak mengamati alat dan perlengkapan pemadam kebakaran

b. Menyanyi

- Anak didorong bernyanyi tentang alat dan perlengkapan pemadam kebakaran

Figure 10 : Written Daily Lesson Plan

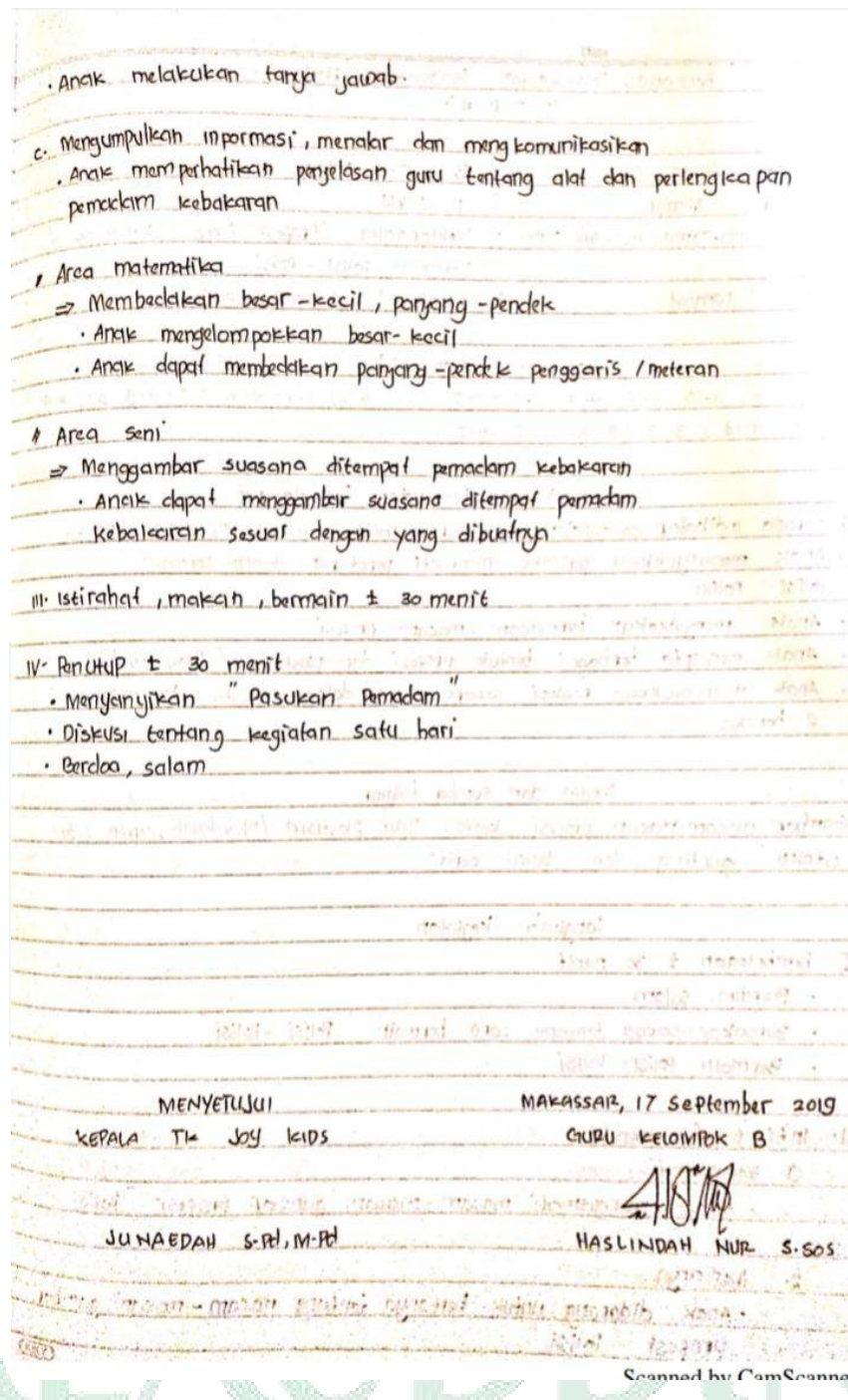


Figure 11 : Written Daily Lesson Plan

Based on the observations of the Daily Lesson Plan above, the researcher could be conclude that the learning process in PAUD Terpadu Joy Kids was adapted to the 2013 curriculum which applied

scientific learning where during the learning process students were asked to observe, ask questions and gather information. In addition, there are several activities in the Daily Lesson Plan such as opening activities, main activities and closing activities.

3) Review Need Inventory Of Linguistics Need

In making good and correct English material, researcher must analyze the students' learning abilities and learning priorities. This was obtained from the results of interviews of teachers and researcher regarding students' linguistic needs.

1. Learning Ability

Based on an analysis of interviews with teachers about students' English learning abilities, it could be seen that students' English skills in the vocabulary field are still at a basic level. They still need more opportunities to improve and expand their vocabulary.

2. Learning Priority

In this section, researcher prioritizes what material is appropriate for students in the level of kindergarten. In the interviews with the teacher showed that the material introduced for children in the form of basic materials such as vocabulary, numbers, simple sentences, and art activities

4) Review Need Inventory Of Learning Need

To find out students' learning needs, researcher must know what problems students experience during the learning process and how

students' learning attitudes. From the results of interviews with teachers, students' learning problems show their difficulties in achieving learning goals. Meanwhile, the learning attitude assist researcher in developing materials that are appropriate for students and also improve student learning styles that can affect the learning process better.

1. Student Learning Problem

Based on the interview result point 4 and the observation of the existing material, the students in PAUD Terpadu Joy Kids Makassar had difficulty in learning English for the causes; The students had less reference for English activity, The students had less reference for thematic vocabulary; The students were easy to get bored in uninteresting material.

2. Student Learning Preference

Student learning preference in this case aims to determine whether students feel comfortable and achieve their goals in receiving material interspersed with play.

Based on the results of interviews with teachers, students prefer learning while playing. in addition, they are also more interested in learning to use concrete things because it makes it easier for them to understand the material explained by the teacher. In addition, students are also more interested in receiving material that has teaching materials that are designed in full color.

3. Student Learning Style

In accordance with the results of the interview from the results of students' learning preferences, the learning styles are suitable for kindergarten students, those are: Learning through playing; Learning by picture; Learning by video; Learning by audio; Learning through interesting material.

B. The Design of The English Printed Material for Early Young Learners at PAUD Terpadu Joy Kids Makassar

After researcher collected data and analyze data obtained from interviews between researcher and teachers, the researcher then carry out the design phase in accordance with the ADDIE Model phase. In this phase, the researcher designed a prototype and syllabus with information that has been analyzed in the previous phase. This syllabus design is a guideline for researcher in making learning material.

In addition, in designing a syllabus, researcher should determine what syllabus would be designed. In designing the syllabus, researcher adopted a curriculum from Kindergarten. There are three components involved in compiling a syllabus such as:

1. Learning Goals

Learning goals in this section refer to student achievement in understanding material that has been designed for students. The material is based on the results of the analysis of student needs and the curriculum used at PADUD Terpadu Joy Kids.

In this research, researcher developed English material with the theme "Occupation" and focus on the sub-theme "Fire Fighter". In accordance with the curriculum used at Kindergarten, this material has learning objectives in several aspects such as religion and morality, social and emotional, cognitive, physical, linguistic and art.

2. Learning Priority

Learning priority in this section focuses on material about English vocabulary in accordance with the syllabus of the material developed. This material can help students to acquire and understand more English vocabulary by involving various learning activities based on the sub theme "Fire Fighter"

3. Activity

Activities contained in this section refer to what students do during the learning process to achieve the learning objectives. The learning activities are given to the students is expected to help students better understand the material. This activity is divided into several sections based on aspects stated in the Kindergarten curriculum. For example in the aspects of linguistics, students will learn how to recognize objects that are nearby.

Tabel 3: Prototype Syllabus

Theme / Sub Theme	Basic Competence	Indicator	Learning Activity	Media/ Learning Source	Evaluati on	Durati on
Occupation “Fire Fighter”	3.12 Recognizing early literacy through playing	3.12.1 Imitating the pronunciation of alphabet in English	“Repeaat After Me” (Teacher leads the students to pronounce alphabet)	<ul style="list-style-type: none"> • Learning material • Pictures • Realia • Teachers voice 	Observati on	15 m
		3.12.2 Imitating the spelling of word about fire fighter	“Spelling Words” the students are asked to follow the teacher after the teacher spelling the words about firefighter.			
	4.12 Showing the skill of early literacy through playing	4.12.1 Showing the ability to understand alphabet in English.	“Arrange the letter” Student arranges the letter into a word after the teacher says the letter.			
		4.12.1 Showing the skill of recognizing the alphabet.	“Tracing The words” The student tracing the word.			

C. The English Printed Material on Theme of Occupation Developed for Early Young Learners

Designing the syllabus, researcher began to develop the material. In this section, researcher makes lesson plans and learning activities in accordance with the syllabus. There are several procedures that need to be done in developing material according to Jolly and Bolitho (2011: 113) as follows:

1. Identifying Students' Need over The Material

The researcher has conducted interviews with PAUD Terpadu Joy Kids teachers before developing the material. It aimed to find out what students need from the material. In addition, the teacher of PAUD Terpadu Joy Kids provided researcher with supporting data obtained from weekly lesson plans and daily lesson plans.

2. Exploring student's Need

After gathering information about what is needed by students, researcher begins to describe the results of interviews and then begin to classify them. This helped researcher in directing in determining the priorities of learning that will be the focus in the material developed.

3. Contextual Realization of Material

After researcher determined the subject matter of the developed learning material, the next step that must be taken was to consider the compatibility between the materials developed with students so that the material made by the researcher can be more effectively used by the teacher.

4. Pedagogical Realization of Material

There are several things that researcher need to consider before making material, for example considering the material facilities that would be developed. Researcher must provide teaching materials that are more

easily understood and applied by teachers in order to facilitate teachers in delivering student material.

5. Production of Material

The final result of the development of material taken by researcher was to produce the material. In this phase, the researcher created a material based on the needs of students. Based on the results of the analysis of student needs, researcher developed "occupation" material particularly on "firefighter". The material contained various activities that are more directed towards vocabulary based on the theme to the students.

All the activities included were organized based on several aspect of learning material such as:

a. Language

The language aspect refers to the ability of students to use language skills. In this process, researcher prepares several activities that can help students to write simple words and speak.

1) Repeat after me!

In this case, students are given an alphabet picture. Then the teacher will say one by one letter then students follow it. Students and teachers do it until all the letters are pronounced well. This activity aims to introduce the alphabet to students. In addition, there are also efforts to encourage students to practice speaking English.

2) Spelling the words

In this activity, the teacher gives a picture and starts to read each name in the picture and then spells it out one by one. After that, students follow the teacher and spell one at a time. This aims to increase the vocabulary of students in English.

3) Arranging letters

In this activity, students are given instructions to arrange every random word into lucky words.

4) Tracing the words

In this activity, students re-record the names of objects about firefighters. This stimulates students in their ability to write.

5) Listen and Say

In this activity, students are given instructions to listen to the audio and then repeat it again. This activity trains students' listening and pronunciation.

6) Connecting Line

In this activity, the teacher gives instructions to do the exercises on the worksheet by matching the pictures and names that match the pictures.

7) Repeat After Me

In this activity, student are given the instruction to pay attention to the teacher and read the story, Then the teacher will say one by one simple sentences then students follow it.

8) Water and Fire

In this activity, the teacher shows a picture of water and fire then the teacher mentions the function of both.

b. Morality and Religion

During the interview, the teacher explained how they delivered material on moral and religious aspects. During class learning, sometimes the teacher observes the behavior of students in the classroom. Sometimes teachers find that students apply moral aspects through interactions between students and even the teacher during class for example they pay attention to the people who explain or talk to them. As for the aspect of religion, it can be seen when students begin their learning process by praying.

1) Good or Bad?

In this activity, the teacher shows pictures of good behavior and bad behavior to students. Then students observe the picture and point out commendable and rushed behavior. This activity can stimulate students in knowing some positive things in attitude.

2) Asmaul Husna

Students coloring the calligraphy one of the Asmaul Husna.

c. Social Emotional

In this activity, students are stimulated to build their character. Researcher prepares worksheets where students can decide what they should do when they face a particular situation.

1) Save the people

In this activity, the teacher gives a picture and asks students to observe the picture and then tell about the picture they have observed. this aims to help students in observing the situation around them.

2) Arranging the pictures

In this activity, researcher gives students several pictures that represent a condition. However, the picture is not well ordered. Therefore, to find out these conditions, students are asked to arrange pictures by giving their numbers so that they will present stories or conditions that commonly occur in daily life.

d. Cognitive

The cognitive aspect stimulates students to improve their thinking skills during the learning process. Therefore, researcher gives them activities related to students' thinking processes in solving a problem.

1) Label the fire Truck

In this activity, the teacher shows the picture to students and mentions some vocabulary about the picture, and then students begin to name the parts of the picture in accordance with the words the teacher said earlier. it aims to help students recall English vocabulary that has been learned.

2) How Many?

In this activity, students are directed to count the objects. After calculating it, students will write the amount in the blank part. It aims to help students add additional vocabulary in the form of numerical vocabulary.

3) Show Me

In this activity, the teacher shows and explains the parts of the fire truck.

e. Physics - Motoric

In developing material, researcher considered student growth. Therefore, researcher provided learning activities that support student kinesthetic improvement. This involved students to move more actively during the learning process.

1) Step to use extinguisher

In this activity, the teacher showed the picture and tells students to practice it.

6. Art

In this section, researcher provided student activities that enable students to express their creativity and build their confidence.

1) Sing a song

In this activity, students are given English song lyrics, then listen to them and sing them together.

2) Coloring Things

In this activity, the teacher gives instructions to students to color the pictures on the worksheet according to the colors provided.

D. The Evaluation Result of English Printed Material on theme of Occupation for Early Young Learners at PAUD Terpadu Joy Kids Makassar

This phase is the last phase conducted by researcher based on the ADDIE model used. In this section, researcher considered whether the material is appropriate or not to be applied by the teacher. At this stage, evaluation is needed. Therefore three types of evaluations would be conducted to determine the appropriateness of the material that has been made by researcher. That is a self-evaluation that would be carried out by the researcher themselves, peer evaluation which will be carried out by other researcher, and finally the expert evaluations that certainly be handled by experts in this case are Joykids Integrated PAUD teachers. In evaluating what is being developed, experts used the Evaluation checklist.

1. Self-Evaluation

In this study, researcher developed English-language teaching materials for PAUD Terpadu Joykids students. Before conducting this research, researcher began to need analysis to determine student needs. Material related to the theme of "Occupation" in accordance with the need for analysis conducted by researcher. Within the theme, there is a sub-theme "firefighter". This theme is related to the theme used at school.

2. Peer Evaluation

In this section, the researcher conducted a peer evaluation to assess the material that had been developed. As Hutchinson and Water (1998) state that, one of kinds of evaluation in reviewing the product is peer evaluation which can help the researcher in assessing the material which has been developed.

The first evaluator stated that there is an activity which the title is quite inappropriate. The second evaluator suggested adding a barcode. The third evaluator stated that the sequence of learning activities was still lacking. The fourth evaluator stated that there were activities that did not include aspects as well as core and basic competencies.

Based on the results of the peer evaluation, it can be concluded that the whole material showed that the material which has been created by the researcher has been good by covering the need of students, and it has been adjusted to the basic competence, the indicator, and the curriculum content

for kindergarten. Moreover, it also contained pictures and barcode in every activity.

Table 4. Peer Evaluation Result

Aspect	Indicator	Items
The relevance of the material (Tomlinson, 2013)	1. The appropriateness of the material for childhood education in introducing English	30
	2. The appropriateness of the material toward the students' need	30
	3. The appropriateness of English material toward the age of students	0
The thematic material to introduce "Environment" in English (Soni, 2015)	1. The appropriateness of Environment theme for childhood education	40
	2. The Environment theme as a part of students' interest	30
	3. The influence of Environment theme for students' English learning	30
The learning activities in the developed material (Soni, 2015)	1. The variety of activity in the developed English material	0
	2. The influence of English material toward students' active participation	30
	3. The influence of English material for students to practice English	30
The skill and the competence in the developed material (Suyanto, 2007)	1. The influence of English material toward students English skill development	50
	2. The influence of English material to provide thematic vocabulary	50
Teachers' role toward the developed material	1. The use of the developed material as teaching reference	40

(Tomlinson,2013)	for teacher 2. The easiness of English material to be used by the teacher 3. The use of English material in evaluating students skill development	30 30
The learners' role toward the developed material (Tomlinson, 2013)	1. The influence of English material in students' social interaction 2. The influence of English material in creating interactive condition in the classroom	0 50
The existing of self development program in material (Permendikbud, 2015)	1. The appropriateness of English material the whole aspect in childhood education curriculum	0
The appearance of the developed material (Piaget in Boundless Psychology,2015)	1. The attractiveness of the developed material for students 2. The appropriateness of the input (picture, vocabulary, activity) for students 3. The encouragement of the input for students to learn English	40 0 0
Total		510

$$P = \frac{510}{800} \times 100\%$$

$$= 63,75 \% \text{ (Good)}$$

3. Expert Validation Result

Expert validation is the final evaluation stage that researcher used to determine and ascertain whether the material that has been developed is suitable for use. In this section, the researcher invited two experts who are experts in their fields. The two experts were from Alauddin State Islamic University of Makassar who one of them is the lecturer of Islamic

Childhood Education Department and another is from English Education Department.

The validation process was carried out twice. The first, the expert suggested making steps for learning activities and the second, the expert evaluated the material as a whole, and the material has been good and has been appropriate to the theme.

Table. 5 Expert Validation Result

Aspect	Indicator	Items
The relevance of the material (Tomlinson, 2013)	1. The appropriateness of the material for childhood education in introducing English	30
	2. The appropriateness of the material toward the students' need	30
	3. The appropriateness of English material toward the age of students	0
The thematic material to introduce "Environment" in English (Soni, 2015)	1. The appropriateness of Environment theme for childhood education	40
	2. The Environment theme as a part of students' interest	30
	3. The influence of Environment theme for students' English learning	30
The learning activities in the developed material (Soni, 2015)	1. The variety of activity in the developed English material	40
	2. The influence of English material toward students' active participation	30
	3. The influence of English material for students to practice English	30
The skill and the competence in the developed material (Suyanto, 2007)	1. The influence of English material toward students English skill development	50
	2. The influence of English	50

	material to provide thematic vocabulary	
Teachers' role toward the developed material (Tomlinson,2013)	1. The use of the developed material as teaching reference for teacher 2. The easiness of English material to be used by the teacher 3. The use of English material in evaluating students skill development	40 30 30
The learners' role toward the developed material (Tomlinson, 2013)	1. The influence of English material in students' social interaction 2. The influence of English material in creating interactive condition in the classroom	0 50
The existing of self development program in material (Permendikbud, 2015)	1. The appropriateness of English material the whole aspect in childhood education curriculum	0
The appearance of the developed material (Piaget in Boundless Psychology,2015)	1. The attractiveness of the developed material for students 2. The appropriateness of the input (picture, vocabulary, activity) for students 3. The encouragement of the input for students to learn English	40 0 0
Total		550

$$P = \frac{550}{800} \times 100\%$$

$$= 68,75 \% \text{ (Good)}$$

CHAPTER V

CONCLUSIONS AND SUGGESTIONS


A. Conclusion

1. The researcher conducted a need analysis by conducting interview with the teacher at PAUD Terpadu Joy Kids Makassar and observing some documents from the kindergarten including the syllabus, the lesson plan, and the existing material (Citra TK) to develop English material based on the theme of Occupation. Researcher also made observations and analyzed the results of interviews to make English material according to student needs.
2. The focus of the material developed by the researcher is vocabulary, numbers, phrases, simple sentences and the art of integrating activities into six self-development programs (Morality and Religion, Social-Emotional, Cognitive, Physical-Motoric, Language, and Art). In addition to the material being developed, researcher also attached barcodes to several worksheets.
3. The English materials made by researcher have been well designed for early childhood according to their needs. This is based on the results of expert validation.

B. Suggestion

1. English material that has been made by researcher is recommended for use in kindergarten because it has been made based on student needs.
2. Students can use the material at home for learning English with the guidance of parents.
3. Future researcher who conduct research related to material development for early childhood can use this thesis as a reference.

Because this research has not been carried out perfectly, the researcher suggests further researcher to expand data sources in developing the material, so that there will be other improvements from the material that has been developed.



BIBLIOGRAPHY

Bibliography of Book and Journal

- Ahmad,Djuwairiah & Hikmawati. 2017. Developing Greeting and Self Introduction Materials Dealing With 2013 Curriculum of the Seventh Grade in MTsN Balang-Balang. English, teaching, learning and Research Journal, 125-136
- Aldoobie,Nada. 2015. ADDIE Model. American International Journal of Contemporary Research, 5, 68
- Arifani, Yudhi & Slamet, Asri. 2013. Developing English For Young Learners (EYL) Material For Elementary School Using Video Tutorial.Cahaya Lingua,02, 01
- Azarnoosh, et.al. 2016. Issues in Materials Development. Sense Publisher, Rotterdam
- Bardacki, Mehmet. 2011. Teaching Young Learners English Through Language Teaching Materials. *E-journal of New World Science Academy*,6, 291.
- Borg. W.R. Gall. J.P, & Gall, M.D. 2003. Educational Research: An Introduction (7th Edition).United States of America.Pearson Education Inc
- Brown, J. D. 2005. Foreign and second language Needs analysis. Theory and Practice in Language Studies,5, 58-65.
- Cameron,L. 2001. Teaching Languages to Young Learners.United Kingdom: Cambridge University Press
- Dahniar. 2015. Developing A Task-Based Syllabus Based On Needs Analysis For Midwifery At UIN Alauddin Makassar. UIN Alauddin Makassar.
- Education and Culture Ministry of Indonesia. 2015. *The Regularity of Education and Culture Ministry of Indonesia Number 145 Year 2014 for Childhood Education Curriculum 2013*
- Evans, D.T., & St..John, M.J. 1998. Development in English for Spesific Purposes. Cambridge: Cambridge University Press.
- Ilmiah, Nur, Nur Aliyah Nur. 2018. Developing Asking and Giving Information Materials Dealing with 2013 Curriculum of SMP Eight Grade. Alauddin State Islamic University of Makassar
- Jolly, D., R, Bolitho. 2011. A framework for materials writing. In: Tomlinson, B. (ed) Materials Development in Language Teaching. (2nded) Cambridge: Cambridge University Press

- Juhana. 2014. Teaching English To Young Learners: Some Points To Be Considered. *Asian Journal of Education and e-Learning*, 02, 01
- Latif, M. A. 2012. Research Methods on Language Learning (An Intriduction). Malang: UM Press
- Mills,Geoffrey E & Lorraine R.Gay. 2016. *Educational Research Competencies for Analysis and Applications (11th Edition)*.United States of America: Pearson
- Molenda,M. 2003. In Search of The Elusive ADDIE Model.
- Molenda,M. 2015. In Search of The Elusive ADDIE model. Performance Improvement, 54(2),40-42. In Nichols Hees, A.K. & Greer, K. 2016. Designing for Engagemen: Using The ADDIE Model to Intergrate High-Impact Practices Into An Online Information Literacy Course. *Communication in Information Literacy*,10(2), 264-282.
- Mubar, M.K.N.A. 2015. Developing English Learning Materials for Young Learners Based on Needs Analysis at MTsN Model Makassar. UIN Alauddin Makassar
- Ngussa,Baraka Manjale. 2014. Application of ADDIE Model of Instruction in Teaching-Learning Transaction among Teachers of Mara Conference Adventist Secondary Schools, Tanzania, 5(25)
- Nurwahidah. 2017. Developing English Materials for Students of Management Departement:Export-Import & Banking at STIE YPUP. UIN Alauddin Makassar
- Olpińska, M. 2015. Teaching Materials for English in The Primary Education – also for the pre-school education?. Uniwersytet Warszawski
- Piaget. 2015. Piaget's Stages of Cognitive Development. Boundless Psychology
- Pransiska,R. 2016. Requirements of Teaching English for Young Learners:an Overview in Padang,West Sumatera
- Purnamasari Dian Yohana, 2015, Developing English Learning Materials for Grade X Students of Beauty Program, Thesis, Yogyakarta State University.
- Reiser, R. A and Dempsey, J. V. 2007. *Trends and issues in instructional design and Technology* (2nd ed.). New Jersey: Pearson Education, Inc.

- Richards, J.C. & Schmidt, R. 2010. Dictionaary of Language Teaching & Applied Linguistics. Britain: Pearson
- Rohmah, Choirul. 2015. Developing English Learning Material for Grade X Students of Marketing Study Program at SMK Muhammadiyah 2 Bantul. Yogyakarta State University
- Scott, Wendy A & Lisbeth H Ytberg. Teaching English to Children. London, New York : Longman
- Septiyana, Etti. 2013. Developing English Materials for Kindergarten Based on The Concept of Learning to Learn. Yogyakarta State University, Yogyakarta
- Soni, Romila. 2015. Theme Based Early Childhood Care and Education Programme. National Council of Educational Research and Training
- Stec, Maria. 2016. ELT Materials for Very Young Learners. A Teacher's Prespective on Selection, Implementation and Evaluation. International Journal for Cross-Disciplinary Subjects in Education. 7.2761-2767.
- Sudiyono. 2003. Pengantar Evaluasi Pendidikan. Jakarta: RajaGrafindo Persada.
- Suyanto, K.K.E. 2014. English for Young Learners. Bumi Aksara
- Tomlinson Brian. 2013. Developing Materials for Language Teaching (2nd Ed). United Kingdom: Bloomsbury
- Tomlinson, Brian. 2011. Material development in Language Teaching (2nd Ed.). Cambridge: Cambridge University Press.
- Yassi, Abdul Hakim & Kaharuddin. 2018. *Syllabus Design for English Language Teaching*. Jakarta : Prenada Media Group

Bibliography of Picture Source

Listen and Say

https://www.freepik.com/premium-vector/cartoon-fire-station-fire-truck-vector-illustration_9040110.htm

https://toppng.com/cartoon-fire-truck-PNG-free-PNG-Images_137761

<http://www.eslkidz.com/firefighter.html>

<https://pngtree.com/so/siren>

<https://youtu.be/OEVgB870ues>

Connecting Line

<https://depositphotos.com/117193618/stock-illustration-firefighter-uniform-icon-cartoon-single.html>

<https://www.pinterest.com/pin/406027722629603760/>

<https://www.shutterstock.com/image-vector/profession-occupation-set-fireman-equipment-firefighter-1129377779>

Repeat After Me

<https://kincet.com/belajar-bahasa-inggris/>

<https://youtu.be/kW8sMKKJCtI>

Spelling The Words

<http://www.eslkidz.com/firefighter.html>

Tracing The Words

<http://www.eslkidz.com/firefighter.html>

Arranging Letters

<https://www.dreamstime.com/illustration/professional-fireman.html>

<https://www.shutterstock.com/search/fire+hose+cartoon>

Sing a Song

<https://youtu.be/f2oxhUz6xgw>

Repeat After Me

[https://en.wikisource.org/wiki/Fables_\(Stevenson\)/The_Sick_Man_and_the_Fire man](https://en.wikisource.org/wiki/Fables_(Stevenson)/The_Sick_Man_and_the_Fire_man)

Show Me

<https://depositphotos.com/vector-images/cartoon-fire-truck.html>

Label The Fire Truck

<https://www.teacherspayteachers.com/Product/Objects-Labeling-Center-Activities-Bicycle-Place-Setting-Fire-Truck-more-3579050>

How Many

<https://www.pinterest.com/pin/533606255823005786/>

What Should I Do

<https://www.colourbox.com/vector/blazing-double-decker-house-burning-with-fire-on-white-background-vector-25818338>

Step to Use Extinguisher

<https://twitter.com/scdf/status/946952755142381568>

<https://youtu.be/w4jHpHoYZhk>

Good or Bad

<http://id.gofreedownload.net/free-vector/vector-trust-to-nature/fire-extinguish-painting-fireman-burnt-building-cartoon-design-320310/>

<https://www.pinterest.com/pin/816277501198078333/>

https://background-gambar-kartun.blogspot.com/2017/03/35-terbaik-untuk-contoh-gambar-kartun_7.html

<https://id.lovepik.com/image-611521214/cartoon-vector-chinese-new-year-is-setting-off-firecrackers-for.html>

<http://majelisgokil.blogspot.com/2018/05/gambar-kartun-ibu-sedang-masak.html>

Save the People

<https://www.freepik.com/free-photos-vectors/fireman>

<https://www.dreamstime.com/illustration/fireman-cat.html>

<https://www.dreamstime.com/illustration/fireman-cat.html>

<https://www.kissclipart.com/fireman-save-clipart-firefighter-rescue-clip-art-3eizs3/>

Coloring Things

<https://www.pinterest.com/pin/315392780138080369/>


Water and Fire

<https://www.dreamstime.com/illustration/campfire-beach.html>


<https://www.shutterstock.com/search/cooking+cartoons>

<https://www.freepik.com/free-photos-vectors/shower>

https://www.pngitem.com/middle/hwJxh_xh_28-collection-of-washing-hands-with-soap-clipart/



APPENDICES



APPENDICES 1

INTERVIEW GUIDELINES

(Teacher)

Modified from Dudley-Evans and St.John 1998

1. Menurut anda, Apakah bahasa Inggris perlu diperkenalkan sejak Taman Kanak-kanak? Dan berikan alasannya!
2. Bagaimana proses pengenalan bahasa inggris di PAUD Terpadu Joy Kids?
3. Bagaimana respon siswa pada saat mengikuti kegiatan pembelajaran bahasa inggris berlangsung?
4. Berapa lama durasi pembelajaran bahasa Inggris di PAUD Terpadu Joy Kids ?
5. Sejauh mana kemampuan bahasa Inggris siswa di PAUD Terpadu Joy kids saat ini?
6. Bagaimana tingkat penguasaan kosa kata siswa di PAUD Terpadu Joy kids saat ini?
7. Apa kesulitan yang dihadapi siswa selama mengikuti kegiatan pembelajaran bahasa Inggris ?
8. Apa kesulitan yang dihadapi guru selama mengajarkan bahasa Inggris di PAUD Terpadu Joy Kids?
9. Apakah materi bertema “Occupation” sesuai untuk pembelajaran bahasa Inggris?
10. Apa pencapaian yang diharapkan dari pembelajaran bahasa Inggris untuk anak taman kanak-kanak?
11. Bagaimana jenis kegiatan bahasa Inggris yang diterapkan saat ini di PAUD Terpadu Joy Kids?
12. Bagaimana jenis kegiatan bahasa Inggris yang diharapkan di PAUD Terpadu Joy Kids?
13. Bagaimana desain materi ajar bahasa Inggris yang baik untuk anak taman kanak-kanak?
14. Apakah sarana dan prasarana di PAUD Terpadu Joy Kids mendukung proses pembelajaran bahasa Inggris ?
15. Bagaimana pemanfaatan media dalam pembelajaran bahasa Inggris di PAUD Terpadu Joy Kids?

APPENDICES 2

EVALUATION & VALIDATION CHECKLIST

Researcher:

Title : Developing Occupation theme English Material for Early Young
Learners at PAUD Terpadu Joy Kids, Makassar

Lembar review checklist ini bertujuan untuk mengetahui kesesuaian materi ajar Bahasa Inggris untuk siswa di PAUD Terpadu Joy Kids, Makassar.

A. Data Responden

Nama :

Umur :

Jenis kelamin :

Pendidikan : a. D3 b. S1 c. S2 d. S3

Pengalaman mengajar : a. 0-2 th b. 2-4 th c. >4 th

B. Isilah table berikut dengan member tanda centang (✓) pada kotak yang tersedia.

YA : Jika Anda setuju dengan pernyataan yang ada.

TIDAK : Jika Anda tidak setuju dengan pernyataan yang ada

UNIVERSITAS ISLAM NEGERI
ALAUDDIN
M A K A S S A R

NO	PERNYATAAN	YA	TIDAK
1	Apakah materi Bahasa Inggris yang dikembangkan akan sesuai untuk mengenalkan Bahasa Inggris di taman kanak-kanak		
2	Apakah materi Bahasa Inggris yang dikembangkan akan mendukung kebutuhan siswa di taman kanak-kanak		
3	Apakah materi Bahasa Inggris yang dikembangkan akan sesuai dengan usia siswa di taman kanak-kanak		
4	Apakah tema materi Bahasa Inggris <i>Occupation</i> akan sesuai dengan kebutuhan siswa di taman kanak-kanak		
5	Apakah tema materi Bahasa Inggris <i>Occupation</i> akan menarik minat belajar siswa di taman kanak-kanak		
6	Apakah tema materi Bahasa Inggris <i>Occupation</i> akan memudahkan siswa taman kanak-kanak dalam mempelajari Bahasa Inggris		
7	Apakah aktifitas dalam materi yang dikembangkan akan bervariasi		
8	Apakah aktifitas dalam materi yang dikembangkan akan mendorong partisipasi aktif siswa taman kanak-kanak		
9	Aktifitas dalam materi yang dikembangkan akan mendukung siswa taman kanak-kanak dalam menggunakan Bahasa Inggris		
10	Apakah materi Bahasa Inggris yang dikembangkan akan mendukung pengembangan keterampilan mendengarkan, berbicara, membaca dan menulis siswa taman kanak-kanak		
11	Apakah materi Bahasa Inggris yang dikembangkan akan mampu memperkenalkan kosa kata sesuai dengan tema yang disajikan		
12	Apakah materi Bahasa Inggris yang dikembangkan akan memfasilitasi guru dalam mengajarkan Bahasa Inggris		
13	Apakah materi Bahasa Inggris yang dikembangkan akan mudah diajarkan oleh guru		
14	Apakah guru akan mampu menilai perkembangan keterampilan berbahasa Inggris siswa dengan materi yang dikembangkan		
15	Materi Bahasa Inggris yang dikembangkan akan mendukung interaksi social siswa taman kanak-kanak		
16	Apakah materi Bahasa Inggris yang dikembangkan akan menciptakan kondisi interaktif dalam kelas		
17	Materi Bahasa Inggris yang dikembangkan akan mendukung seluruh aspek perkembangan siswa taman kanak-kanak (aspek agama dan moral, fisik-motorik, kognitif, bahasa, sosial-emosional, dan seni)		
18	Apakah materi Bahasa Inggris yang dikembangkan akan		

	memiliki tampilan yang menarik untuk siswa taman kanak-kanak		
19	Apakah input (gambar,kata dan aktifitas) akan sesuai dengan tingkat kemampuan siswa taman kanak-kanak		
20	Apakah input (gambar,kata dan aktifitas) akan mendorong keingintahuan siswa taman kanak-kanak untuk mempelajari Bahasa Inggris		

C. Saran dan kritik secara umum terhadap materi yang telah dikembangkan.

1. Bagaimana pendapat anda terhadap materi yang telah disusun?

.....

2. Apa saja kekurangan yang terdapat dalam materi yang telah disusun?

.....

3. Apa saran Anda untuk memperbaiki kekurangan tersebut?

.....

Kesimpulan

Dapat disimpulkan bahwa materi yang telah dikembangkan:

- (a). Sudah baik dan tidak perlu revisi
- (b). Sudah baik tapi masih perlu revisi
- (c). Belum baik dan masih perlu banyak revisi

Validator

.....

The Rting Scale

Grade Scale	Verbal Scale
81-100	Very Good
61-80	Good
41-60	Sufficient
21-40	Bad
0-20	Very Bad

APPENDICES 3

INTERVIEW TRANSCRIPT

Date of interview section: February 20th, 2020 at PAUD Terpadu Joy Kids Makassar


- a) R : *Do you think English is necessary to be taught in kindergarten?, Could you please give the reason?*
 T : *Learning English in kindergarten is not compulsory subject. But we as educators feel important so we still provide English as an interlude.*
- b) R : *How is the process of introducing English in PAUD Terpadu Joy Kids?*
 T : *with some consideration regarding the abilities of children in learning English in their current age, I teach them English vocabulary.*
- c) R : *How is the response of the students when they learn English?*
 T : *The students look very active during the learning English.*
- d) R : *How long is the duration of English class in PAUD Terpadu Joy Kids?*
 T : *We usually introduce English in the middle of the learning process which starts at 9 am and ends at 11.00 am because in this kindergarten, learning English is an interlude subject so we don't have special time for English classes.*
- e) R : *To what extent is the English skill of the students in PAUD Terpadu Joy Kids?*
 T : *we just introduce them some vocabulary and how to pronounce it. Therefore, they only know that. for writing skills, we have not taught it.*
- f) R : *How is the vocabulary comprehension of the students in PAUD Terpadu Joy Kids?*
 T : *They don't understand vocabulary very well due to material limitations*
- g) R : *What is the difficulty of the students in PAUD Terpadu Joy Kids when they learn English?*
 T : *Because learning English is new thing to them so if the learning material is less interesting, students get bored easily.*

- h) R: *What is the difficulty experienced by the teacher in teaching English?*
 T : *We only have one English teacher who graduated from English Education Department and he can't handle classes every day. Therefore I do not guarantee that the teacher who enters in his class can teach English with good pronunciation to children.*
- i) R : *is the theme of Occupation material appropriate for English learning and teaching program?*
 T : *yes, because the theme is contained in the syllabus.*
- j) R: *Then, what is the students' achievement expected from the English learning program?*
 T : *Because they are young and have the ability to understand the lesson well, we expect students to understand this subject easily and they can also use it outside.*
- k) R: *What kind of activity applied during the English learning process at PAUD Terpadu Joy kids?*
 T: *During the learning process, we try to teach students with something that makes it easy for them to understand the lesson by letting them experience and engage with practice.*
- l) R: *What kind of activity applied during the English learning process at PAUD Terpadu Joy kids?*
 T: *We hope that all the activities provided are able to make students enjoy the class and can understand learning easily.*
- m) R: *how is the material design that suitable for children?*
 T: *In general, children like something that is full of color, therefore I think the material with pictures that are full of colors will be easy for students to understand quickly and it will attract students' interest so that they are not bored. not just pictures, some activities are also very necessary in accordance with the theme of the lesson.*
- n) R: *what are the facilities and media used to support the English learning program at PAUD Terpadu Joy Kids ?*

T: there are several facilities provided at our school such as a playground to play and use a comfortable classroom. We prefer to use toys, study magazine, realia and other additional books as a media.

o) R: How is the using of media in English learning program at PAUD Terpadu Joy Kids ?

T: We use Regalia as a representation of things that are introduced to students so students can easily understand what we are explaining.



APPENDICES 4

DOCUMENTS

(SYLLABUS, LESSON PLAN, THE EXISTING MATERIAL)

Syllabus

PROGRAM SEMESTER
TAHUN PELAJARAN 2016-2017

TAMAN KANAK-KANAK JOY KIDS
KELOMPOK USIA : 3-4 TAHUN
SEMESTER : I (Satu)

NO	KEMPTRENSI DASAR	TEMA/SUB TEMA/SUB-SUB TEMA & ALOKASI WAKTU																		
		DIRK 1							KELUARGA							LINGKUNGAN			SINATANG	
		KETERANGAN	1	2	3	4	5	6	7	8	9	10	11	12	13	14	15	16	17	
3	3.1 Mengenal kegiatan beribadah sehari-hari	4.1. Melakukan kegiatan beribadah sehari-hari dengan tunjangan orang dewasa	✓		✓		✓	✓												
	3.2 Mengenal perilaku baik sebagai cerminan akhlak mulia	4.2. Menunjukkan perilaku santun sebagai cerminan akhlak mulia				✓		✓	✓									✓		
	3.3 Mengenal anggota tubuh/fungsinya	4.3. Menggunakan anggota tubuh	✓	✓		✓	✓	✓	✓		✓	✓	✓	✓	✓	✓	✓	✓		

Weekly Lesson Plan



Daily Lesson Plan

- Anak melakukan tanya jawab.
- c. Mengumpulkan informasi, menarik dan mengkomunikasikan
 - Anak memperhatikan penjelasan guru tentang alat dan perlengkapan pemadam kebakaran
- Area matematika
 - ⇒ Membedakan besar-kecil, panjang-pendek
 - Anak mengelompokkan besar-kecil
 - Anak dapat membedakan panjang-pendek penggaris / meteran
- Area seni
 - ⇒ Menggambar suasana ditempat pemadam kebakaran
 - Anak dapat menggambar suasana ditempat pemadam kebakaran sesuai dengan yang dibutuh
- III. Istirahat, makan, bermain \pm 30 menit
- IV. Penutup \pm 30 menit
 - Menyanyikan "Pasukan Pemadam"
 - Diskusi tentang kegiatan satu hari
 - Berdoa, salam

MENYETUJUI

KEPALA TIM JOY KIDS

JUNAEDAH S-PT, M-PT

MAKASSAR, 17 September 2019

GURU KELompok B

HASLINDAH NUR S.Sos




Scanned by CamScanner


MAKASSAR

The Existing Material

(Citra TK)



UNIVERSITAS ISLAM NEGERI



APPENDICES 5

INVENTORY NEEDS

Learning Ability
Vocabulary (Basic)
Learning Priority
Vocabulary
Number
Phrase/ Simple Sentence
Art
Learning Style
Learning through playing
Learning through picture
Lerning through video
Learning through audio
Learning through interesting material
Learning Objective
Introducing vocabulary
Integrating vocabulary in six self development aspect

APPENDICES 6

THE SYLLABUS

Theme/Sub Theme	Basic Competence	Indicator	Learning Activity	Media/Learning Source	Evaluation	Duration
OCCUPATION	1.2 Appreciating self, others and occupation as the gratitude to God.					
	2.5 Having the attitude showing confidence.				Observation	
	2.6 Having the attitude showing obedience to daily rules to practice discipline.					
	2.7 Having the attitude showing patience (want to wait their turn, want to hear when other people are talking) to practice discipline.	Not stated directly			Observation	
	2.9 Having the attitude showing caring and willing to help if asked for help.				Students' creation	
	2.13 Having the attitude showing honesty.					
	3.2 Recognizing		Students are	<ul style="list-style-type: none"> Learning 		

	<p>good attitude as the reflection of noble attitude.</p> <p>4.2 Showing good attitude as the reflection of noble attitude.</p> <p>3.5 Knowing how to solve problem and behave creatively</p> <p>4.5 Solving daily problem creatively</p>	<p>3.2.1 Identifying the examples of good and bad attitude</p> <p>3.2.2 Identifying one of the names of God.</p> <p>4.2.1 Showing the good behavior in a daily activity</p>	<p>showed illustration of good behavior</p> <p>Students are showed one of the Asmaul Husna</p> <p>“What do you think? (Good or Bad)” The students are asked to determine which illustration that represent the good behavior and which one is the bad one.</p> <p>Coloring the calligraphy of Asmaul Husna “Ak-Mu’min”</p> <p>Students are</p>	<p>material</p> <ul style="list-style-type: none"> • Pictures • Realia • Teachers voice <p>Learning material</p> <ul style="list-style-type: none"> • Pictures • Realia • Teachers voice <p>Learning material</p> <ul style="list-style-type: none"> • Pictures • Realia • Teachers voice 	<p>Observation</p> <p>Observation</p>	<p>15 m</p>
--	--	--	--	--	---------------------------------------	-------------

	<p>3.6 Recognizing things around people (name, color, shape, size, pattern, characteristic, sound, texture and others.)</p> <p>4.6 Conveying things around people (name, color, shape, size, pattern, characteristic, sound, texture and others) through the creation</p> <p>3.7 Get to know about occupation (fire fighter)</p> <p>4.7 Presenting various works related to occupation (firefighter) in the form of pictures, storytelling, singing, and gestures.</p> <p>3.8 Get to know about Fire and Water.</p>	<p>4.2.2 Showing one of the names of God "Al-Mu'min"</p> <p>3.5.1 Showing attitude towards a particular situation</p> <p>4.5.1 Solving problem in</p>	<p>showed the way to save the people</p> <p>"Arranging Pictures" The students are asked to arrange the picture by giving it a number in order that it will present a story or condition that commonly happens in an emergency situation. The students write the name of the fire truck</p>	<ul style="list-style-type: none"> • Learning material • Pictures • Realia • Teachers voice 	<p>Observation</p> <p>Observation</p>	
--	--	--	---	---	---------------------------------------	--

	<p>4.8 Presenting various works related to Water and Fire.</p> <p>3.9 Get to know simple technology (equipment firefighter).</p> <p>4.9 Using simple technology to complete the tasks and activities (firefighter equipment).</p> <p>3.10 Understanding the receptive language skills (Listening and Reading)</p> <p>4.10 Showing the ability to use the</p>	<p>a particular situation</p> <p>3.6.1 Doing activities that show children are able to recognize objects based on shape, size, color through sorting activities.</p> <p>4.6.1 Count objects based on shapes, sizes, colors through</p>	<p>Counting Things</p> <p>“Show Me” Teacher show the picture and tell the student the name of the picture.</p> <p>“What is it?” The teacher shows the picture to students and they try to guess it. Students learn some parts of fire truck</p> <p>“water and fire” Introducing the function of fire and water.</p> <p>Students</p>	<p>res</p> <ul style="list-style-type: none"> • Realia • Teachers voice <ul style="list-style-type: none"> • Learning material • Pictures • Realia • Teachers voice 	<p>Observation</p> <p>Students' observation</p>	
--	---	--	---	---	---	--

	<p>3.12 Recognizing early literacy through playing</p> <p>4.12 Showing the skill of early literacy through playing</p> <p>3.13 Get to know the emotions of themselves and others</p> <p>4.13 Demonstrate natural emotional reactions.</p>	<p>the function of water and fire</p> <p>3.9.1 Carry out activities using simple technology tools according to their functions safely and responsibly.</p> <p>4.9.1 Conduct work processes in accordance with the procedure (e.g. extinguish the fire).</p> <p>3.10.1 Imitating the</p>	<p>“Repeat After Me” (Teacher leads the students to pronounce vocabulary and to read simple sentences)</p> <p>Coloring the Calligraphy</p> <p>“Answer It?” (The teacher ask the name of picture to the students and they answer it”</p> <p>“Listen and Say” Teacher show picture and pronounce the vocabulary correctly then</p>	<p>rial</p> <ul style="list-style-type: none"> • Pictures • Realia • Teachers voice 		
--	---	--	--	--	--	--

	<p>3.15 Recognizing various creations and art activities</p> <p>4.15 Showing various creations and art activities by using media.</p>	<p>correct pronunciation of firefighter song</p> <p>3.10.2 Reading some simple sentences “the sick man and the fireman”</p> <p>4.10.1 Showing the ability to listen English vocabulary</p> <p>4.10.2 Showing the ability to read simple sentences</p> <p>3.11.1 Imitating the</p>	<p>students will repeat by copying the way vocabulary pronounced.</p> <p>“Connecting Line” Draw a line matching the words to the picture.</p> <p>“listen and say” Students try to guess the vocabulary of a picture</p> <p>“Matching Time” Student draws a line to match who would use each object for their job.</p> <p>“Repeat After”</p>	<ul style="list-style-type: none"> • Learning material • Audio • Pictures • Realia • Teachers voice <ul style="list-style-type: none"> • Learning material • Pictures • Realia • Teachers voice 		
--	---	---	---	---	--	--

		<p>pronunciation of the English Vocabulary correctly</p> <p>3.11.2 Stating the English Vocabulary about “firefighter” by connecting line.</p> <p>4.11.1 Showing the ability to mention the English Vocabulary correctly</p> <p>4.11.2 Showing the ability to write the English vocabulary</p>	<p>Me” (Teacher leads the students to pronounce alphabet)</p> <p>“Spelling Words” the student are asked to follow the teacher after the teacher spelling the words about firefighter.</p> <p>“Arrange the letter” Student arranges the letter into a word after the teacher says the letter.</p> <p>“Tracing The words” The student tracing the word.</p> <p>"What should I</p>			
--	--	--	--	--	--	--

		ary	do?" (Students show behavior towards emergency situations)			
		3.12.1 Imitating the pronunciation of alphabet in English	Students decide their emotion toward some situations			
		3.12.2 Imitating the spelling of word about fire fighter	Coloring Things			
		4.12.1 Showing the ability to understand alphabet in English.				
		4.12.2 Showing the skill of recognizing the alphabet				

		<p>.</p> <p>3.13.1 Adapt naturally in new situations.</p> <p>4.13.1 Showing emotions over the situations.</p> <p>3.15.1 Identifying things to be colored</p> <p>4.15.1 Showing the ability in coloring things.</p>				
--	--	--	--	--	--	--

APPENDICES 7

THE ENGLISH MATERIAL

LISTEN AND SAY

ASPECT : Language

KI : Knowledge

KD :

3.11 Understanding the expressive language skill (expressing language skill verbally and non-verbally)

4.11 Showing the ability to use the expressing language skill verbally and non-verbally

INDIKATOR:

3.11.1 Imitating the pronunciation of the English Vocabulary correctly

4.11.1 Showing the ability to mention the English Vocabulary correctly

Learning Steps:

1. The teacher explain about the activity to the student
2. The teacher scans the barcode and plays the video to introduce the picture and pronounce each word.
3. The teacher asks students to repeat the words that were previously spoken by the teacher correctly.

ALAUDDIN
MAKASSAR



LANGUAGE

KI: KNOWLEDGE
KD: 3.11.1

LISTEN AND SAY **(DENGARKAN DAN KATAKAN)**

Listen to some of the following vocabularies!

(Dengarkan beberapa kosa kata berikut!)

			FIRE STATION	STASIUN PEMADAM KEBAKARAN
			FIRE ENGINE	MESIN PEMADAM KEBAKARAN
			WATER TANK	TANGKI AIR
			LADDER	TANGGA
			HOSE	PIPA AIR
			SIRINE	SIRINE
			FIREFIGHTER	PEMADAM KEBAKARAN
			HELMET	HELM
			GLOVES	SARUNG TANGAN
			FIRE	API
			BREATHING APPARATUS	ALAT BANTU

ALAUDDIN
MAKASSAR

CONNECTING LINE

ASPECT : Language

KI : Knowledge

KD :

3.11 Understanding the expressive language skill (expressing language skill verbally and non-verbally)

4.11 Showing the ability to use the expressing language skill verbally and non-verbally

INDIKATOR:

3.11.2 Stating the English Vocabulary about “firefighter” by connecting line.

4.11.2 Showing the ability to write the English vocabulary.

Learning Steps:

1. The teacher explains about the activity to the student.
2. The teacher help the students to identify each picture on the worksheet
3. The teacher asks the student to do the exercise. (The student should draw a line matching the words to the picture).
4. After the student finishing it, the teacher observes the result of the students work.



LANGUAGE

KI: KNOWLEDGE

KD: 3.11.2

CONNECTING LINE
MENGHUBUNGKAN GARIS

Draw a line matching the words to the pictures! (Buat garis yang cocok dengan kata yang sesuai pada gambar!)



UNIFORM (SERAGAM)



BOOTS (SEPATU BOT)



GLOVES (SARUNG TANGAN)



HELMET (HELM)



AXE (KAPAK)

UNIVERSITAS ISLAM NEGERI
ALAUDDIN
M A K A S S A R

REPEAT AFTER ME**ASPECT : Language****KI : Knowledge****KD :****3.12** Recognizing early literacy through playing**4.12** Showing the skill of early literacy through playing**INDIKATOR:****3.12.1** Imitating the pronunciation of alphabet in English.**Learning Steps:**

1. The teacher explains about the activity to the student.
2. The teacher scans the barcode and plays the audio to introduce the student about English alphabet.
3. The teacher asks the student to pronounce the alphabet
4. Play a game (beach ball alphabet: Using a simple inflatable beach ball, make a fun game for your students to play anytime you have a few minute to fill during the class. Write the letter of the alphabet in random places on the beach ball. Arrange your students in a circle. One student accesses the ball to a classmate and that person catches it. Whatever letter is closest to his right thumb, he name. Play until one turn).

The teacher observes how the students understanding the alphabet.



FIREFIGHTER



LANGUAGE

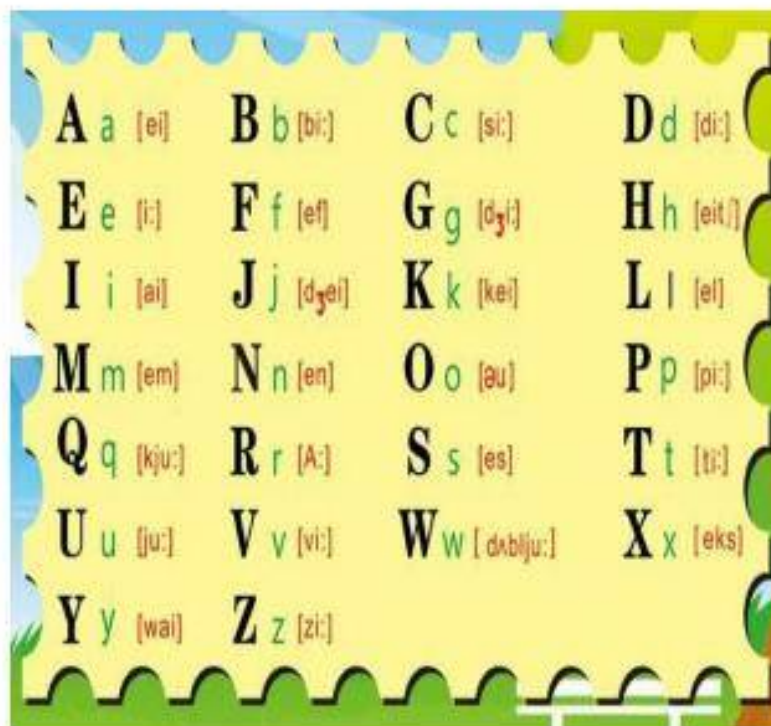
KI: KNOWLEDGE

KD: 3.12.1



REPEAT AFTER ME!

ULANGI SETELAH SAYA!



UNIVERSITAS ISLAM NEGERI

ALAUDDIN

MAKASSAR

SPELLING THE WORDS

ASPECT : Language

KI : Knowledge

KD :

3.12 Recognizing early literacy through playing

4.12 Showing the skill of early literacy through playing

INDIKATOR:

3.12.2 Imitating the spelling of word about fire fighter

Learning Steps:

1. The teacher explains about the activity to the student.
2. The teacher divides the student into 2 groups (conditional)
3. The teacher gives students examples of how to spell the correct letter in each word.
4. The teacher asks students to repeat the words that were previously spoken by the teacher correctly.
5. The teacher observes the student pronounce.



FIREFIGHTER



LANGUAGE

KI: KNOWLEDGE

KD: 3.12.2

SPELLING THE WORDS MENGEJA KATA

Pay attention to the vocabulary below and repeat after the teacher! (perhatikan kosa kata di bawah ini dan ulangi setelah guru!)



F	I	R	E	T	R	U	C	K
ef	ai	a:	i:	Ti:	A:	Ju:	Si:	key



F	I	R	E	F	I	G	H	T	E	R
ef	ai	a:	i:	EF	AI	DJI:	EIT:	TI:	I:	A:



W	A	T	E	R
DABLJU:	EI	TI:	i:	A:



F	I	R	E
EF	AI:	A:	i:



U	N	I	F	O	R	M
JU	EN	ai:	EF	OU:	A:	EM

ALA UDDIN
M A K A S S A R

TRACING THE WORDS

ASPECT : Language

KI : Knowledge

KD :

3.12 Recognizing early literacy through playing

4.12 Showing the skill of early literacy through playing

INDIKATOR:

4.11.1 Showing the ability to understand alphabet in English.

4.11.2 Showing the skill of recognizing the alphabet.

Learning Steps:

1. The teacher explains about the activity to the student.
2. The teacher reads vocabulary to students and helps students to recognize the writing on the worksheet.
3. The teacher asks the student to do the exercise.

The teacher observes how the students understanding write the vocabulary.



LANGUAGE

KI: KNOWLEDGE

KD: 4.12.1

TRACING THE WORDS

MENCATAT KATA

PRACTICE TRACING THE VOCABULARY!

(LATIHAN MENCATAT KOSA KATA)

- 1 firefighter
- 2 fire truck
- 3 helmet
- 4 ladder
- 5 extinguisher
- 6 hose
- 7 fire
- 8 water
- 9 boots
- 10 axe

M A K A S S A R

ARRANGING LETTERS

ASPECT : Language

KI : Knowledge

KD :

3.12 Recognizing early literacy through playing

4.12 Showing the skill of early literacy through playing

INDIKATOR:

4.11.3 Showing the skill of recognizing the alphabet.

Learning Steps:

1. The teacher explains about the activity to the student.
2. The teacher helps the students to identify the name of the picture on the worksheet.
3. The teacher ask the student to work the exercise (The student will arrange the letter into correct words).
4. After the student finishing it, the teacher observes the result of the students work.



FIREFIGHTER



LANGUAGE

KI: KNOWLEDGE

KD: 4.12.2

ARRANGING LETTERS

MENYUSUN HURUF

Arrange the letters below into correct words!

Susunlah huruf dibawah menjadi kata yang benar!



G-V-L-E-O-S





I-F-E-R





T-A-H





S-O-H-E





D-D-A-E-R-L



SING A SONG

ASPECT : ART

KI : SKILL

KD :

3.10 Understanding the receptive language skills (Listening and Reading)

4.10 Showing the ability to use the receptive language skills (Listening and Reading)

INDIKATOR:

3.10.1 Imitating the correct pronunciation of firefighter song.

Learning Steps:

1. The teacher explains about the activity to the student.
2. The teacher scans the barcode and plays the audio to start to listen the song
3. Sing a song together.





FIREFIGHTER





ART

KI: SKILL

KD: 3.10.1



SING A SONG







I WANNA BE A FIREMAN

<p>I wanna be a fireman In a hook and ladder truck Saving all the buildings When a fire has struck I wanna be a fireman Doing all I can That's what I want to be When I grow up to be a man Woman</p> <p>They've got those crazy Poles At the station You can slide right down To the floor</p> <p>When you're in a hurry You don't have to worry It's better than using a door</p> <p>I wanna be a fireman In a hook and ladder truck Saving all the buildings When a fire has stuck</p>	<p>I wanna be a fireman Doing all I can That's what I want to be When I grow up to be a man Woman</p> <p>There's so much equipment At the fire-house The hoses are rolled up so tight Their boots and helmets are all ready They stand up quite so steady The alarm could come at day Or at night I wanna be a fireman In a hook and ladder truck Saving all the buildings When a fire has stuck</p> <p>I wanna be a fireman Doing all I can That's what I want to be When I grow up to be a man Grow up to be a man Grow up to be a man Woman</p>
---	--

REPEAT AFTER ME**ASPECT : Language****KI : Knowledge****KD :****3.10** Understanding the receptive language skills (Listening and Reading)**4.10** Showing the ability to use the receptive language skills (Listening and Reading)**INDIKATOR:****3.10.2** Reading some simple sentences “the sick man and the fire man”.**Learning Steps:**

1. The teacher explains about the activity to the student.
2. The teacher scans the barcode to bring up the story "the sick man and the fireman".
3. The teacher asks students to focus and pay attention to the teacher.
4. The teacher reads the story to students.
5. The teacher asks students to repeat simple sentences that have been read by the teacher.

The teacher observes the extent to which students' understanding of the purpose of the sentence fragments.



LANGUAGE

KI: KNOWLEDGE
KD: 3.10.2

REPEAT AFTER ME!

ULANGI SETELAH SAYA!

THE SICK MAN AND THE FIREMAN	ORANG SAKIT DAN PEMADAM KEBAKARAN
WILL YOU KINDLY TELL ME WHY?	AKANKAH KAMU BERBAIK HATI MENGATAKAN KENAPA?
DO NOT SAVE ME	JANGAN SELAMATKAN SAYA
I COULD FORGIVE YOU	SAYA BISA MEMAAFKAN ANDA
GRANTED	DIBERIKAN
I CAN NOT BEAR YOUR BEING SUCH A FOOL	SAYA TIDAK BISA MENJADI ORANG YANG BODOH

ALAUDDIN
MAKASSAR

SHOW ME**ASPECT : Cognitive****KI : Knowledge****KD :****3.7** Get to know about occupation (fire fighter)**4.7** Presenting various works related to occupation (firefighter) in the form of pictures, storytelling, singing, and gestures.**INDIKATOR:****3.7.1** Know the names of activities / objects about "firefighter tools"**3.7.2** Mention equipment / attribute functions in the occupation (Fire fighter).**Learning Steps:**

1. The teacher explains about the activity to the student.
2. The teacher helps the students to identify the name of the picture on the worksheet.
3. The teacher points each thing in fire truck and says its name and the student should repeat it.
4. After that, the teacher asks the student to guess the image on the worksheet and then write it in the space provided. (Students only need to connect the line of each letter to see it clearly).

The teacher observes whether students have understood the parts of the fire truck.



COGNITIVE

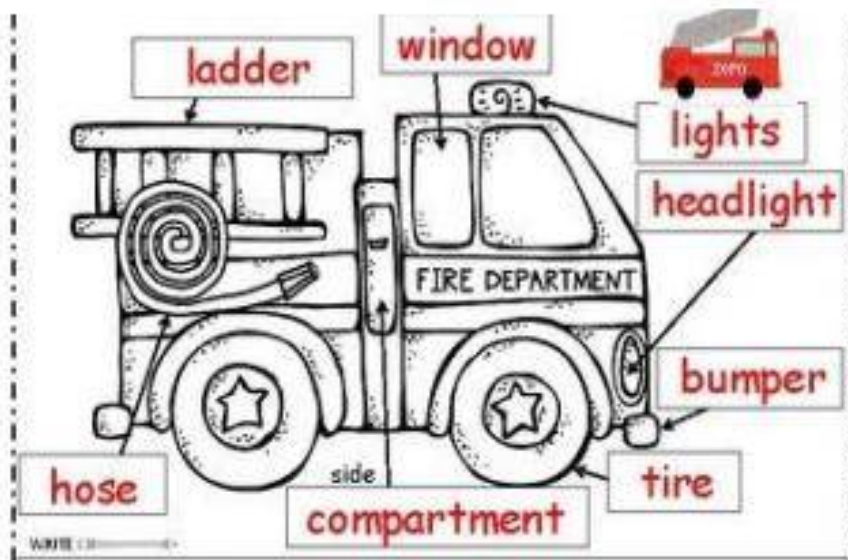
KI: KNOWLEDGE

KD: 3.7.1/4.7.1

SHOW ME!

TUNJUKKAN KEPADAKU!

Part of a fire truck (bagian-bagian mobil pemadam kebakaran)



UNIVERSITAS ISLAM NEGERI
ALAUDDIN
 MAKASSAR

LABEL THE FIRE TRUCK

ASPECT : Cognitive

KI : Knowledge

KD :

3.6 Recognizing things around people (name, color, shape, size, pattern, characteristic, sound, texture and others).

4.6 Conveying things around people (name, color, shape, size, pattern, characteristic, sound, texture and others) through the creation.

INDIKATOR:

3.6.1 Doing activities that show children are able to recognize objects based on shape, size, and color through sorting activities.

Learning Steps:

1. The teacher explains about the activity to the student.
2. The teacher helps the students to identify the name of the picture on the worksheet.
3. The teacher asks students to do the exercise. (Students write the name of the fire truck parts in the space provided in accordance with the available choices.).
4. After finishing it, the teacher the teacher observes the result of the students work.



COGNITIVE

KI: KNOWLEDGE

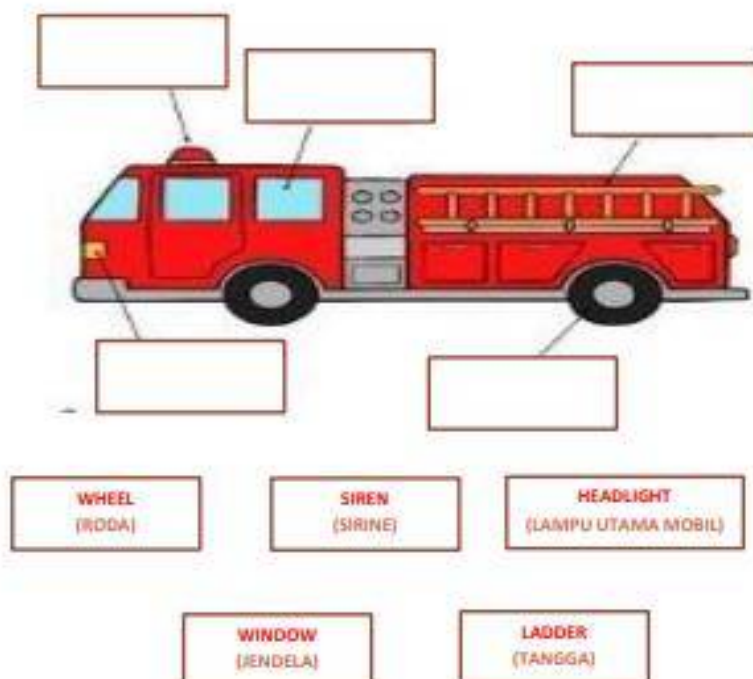
KD: 3.6.1

LABEL THE FIRE TRUCK

MENAMAI BAGIAN-BAGIAN MOBIL PEMADAM KEBAKARAN

Look at the picture below and write the name of the fire truck parts!

Lihat gambar di bawah dan tuliskan nama dari bagian-bagian truk pemadam kebakaran!



ALAUDDIN
MAKASSAR

HOW MANY

ASPECT : Cognitive

KI : Knowledge

KD :

3.6 Recognizing things around people (name, color, shape, size, pattern, characteristic, sound, texture and others).

4.6 Conveying things around people (name, color, shape, size, pattern, characteristic, sound, texture and others) through the creation.

INDIKATOR:

4.6.1 Count objects based on shapes, sizes, colors through sorting activities.

Learning Steps:

1. The teacher explains about the activity to the student.
2. The teacher helps the students to identify the things on the worksheet.
3. The teacher asks students to do the exercise.
4. The student should write the right number beside each thing which shows the total of the thing.
5. After finishing it, the students were asked to convey the total of each thing.

The teacher observes the result of the students work.



COGNITIVE

KI: KNOWLEDGE

KD: 4.6.1

HOW MANY? BERAPA BANYAK?

Write the number of truck in each set! (tuliskan jumlah truck ada setiap kolom)

	<input type="text"/>		<input type="text"/>
	<input type="text"/>		<input type="text"/>
	<input type="text"/>		<input type="text"/>
	<input type="text"/>		<input type="text"/>
	<input type="text"/>		<input type="text"/>

ALAUDDIN
MAKASSAR

WHAT SHOULD I DO?

ASPECT : Social Emotional

KI : Knowledge

KD :

3.13 Get to know the emotions of themselves and others.

4.13 Demonstrate natural emotional reactions.

INDIKATOR:

3.13.1 Adapt naturally in new situations.

4.13.1 Showing emotions over the situations.

Learning Steps:

1. The teacher explains about the activity to the student.
2. The teacher helps the students to identify the picture on the worksheet.
3. The teacher asks the students to follow her to pronounce the vocabulary.
4. The teacher shows the picture to students then asks students to choose words that match the picture. After finishing it, the students were asked to convey the total of each thing.
5. The teacher observes the result of the students answer.



SOCIAL EMOTIONAL

KI: KNOWLEDGE

KD: 3.13.1

What should I do?

Apa yang harus saya lakukan?

Choose the words below that you think are right for the following picture!

(Pilih kata dibawah ini yang menurut kalian tepat untuk gambar berikut!)

HELP
(Menolong)

ANGRY (Marah)

CRY (Menangis)



M A K A S S A R

STEP TO USE EXTINGUISHER

ASPECT : Physics-Motoric

KI : Skill

KD :

3.8 Get to know simple technology (equipment firefighter).

4.9 Using simple technology to complete the tasks and activities (firefighter equipment).

INDIKATOR:

3.9.1 Carry out activities using simple technology tools according to their functions safely and responsibly.

4.9.1 Conduct work processes in accordance with the procedure (e.g. extinguish the fire).

Learning Steps:

1. The teacher explains about the activity to the student.
2. The teacher scans the barcode and plays the video to introduce the student about how to use extinguisher.
3. Students watch the video. After that, students are asked to practice it.
4. The teacher observes the students work.



FIREFIGHTER



PYSICS – MOTORIC

KI: SKILL

KD: 3.9.1/4.9.1

STEP TO USE EXTINGUISHER

LANGKAH MENGGUNAKAN ALAT PEMADAM
KEBAKARAN



HOW TO USE FIRE
EXTINGUISHER?

Bagaimana
menggunakan alat
pemadam kebakaran?



I WILL EXPLAIN HOW TO USE IT.
PAY CLOSE ATTENTION! (Saya
akan menjelaskan bagaimana
cara menggunakannya.
perhatikan dengan baik!)





4. Aim The Nozzle
Arahkan Nozzle



3. Pull The Pin
Tarik Pin



2. Squeeze The Lever
Peras Tuas



1. Sweep Side To Side
arahkan/sapu sisi ke sisi



GOOD OR BAD?

ASPECT : Morality and Region

KI : Knowledge

KD :

3.2 Recognizing good attitude as the reflection of noble attitude.

4.2 Showing good attitude as the reflection of noble attitude.

INDIKATOR:

3.2.1 Identifying the examples of good and bad attitude

4.2.1 Showing the good behavior in a daily activity.

Learning Steps:

1. The teacher explains about the activity to the student.
2. The teacher helps the students to identify the picture on the worksheet.
3. The teacher help the students to pronounce the phrase described each picture.
4. The teacher helps the student to identify the good and the bad attitude from the picture on the worksheet.
5. The teacher asks the student to do the exercise (The student follow the teachers' instruction)
6. After finishing it, the teacher observes the students work.



MORALITY AND REGION

KE: KNOWLEDGE

KD: 3.2.1/4.2.1

GOOD OR BAD? (BAIK ATAU BURUK?)

1. Look at the picture below which picture do you think shows good attitude and bad attitude? (Gambar yang manakah yang menunjukkan perilaku yang baik?)
2. Draw symbol (v) for good attitude and symbol (x) for bad attitude! (Gambarlah symbol (v) untuk gambar perilaku yang baik dan (x) untuk gambar perilaku yang buruk!)

Look at the picture below which picture do you think shows good attitude and bad attitude? (Gambar yang manakah yang menunjukkan perilaku yang baik?)

e.g. (contoh)



Share with friend
Berbagi ke teman



Extinguish the fire.
Memadamkan api.

UNIVERSITAS ISLAM NEGERI
ALAUDDIN
M A K A S S A R


FIREFIGHTER


Draw symbol (✓) for good attitude and symbol (✗) for bad attitude! (Gambarlah symbol (✓) untuk gambar perilaku yang baik dan (✗) untuk gambar perilaku yang baik)



Playing firecrackers
Bermain petasan



Fighting over toys.
Berebut mainan



Prevent fire.
Mencegah kebakaran



Helping mother.
Memhantu Ibu

UNIVERSITAS ISLAM NEGERI
ALAUDDIN
 MAKASSAR

ASMAUL HUSNA

ASPECT : Morality and Region

KI : Knowledge

KD :

3.2 Recognizing good attitude as the reflection of noble attitude.

4.2 Showing good attitude as the reflection of noble attitude.

INDIKATOR:

3.2.2 Identifying the calligraphy one of the Asmaul Husna

4.2.2 Showing one of the names of God “Al-Mu’min”

Learning Steps:

1. The teacher explains about the activity to the student.
2. The teacher helps the students to identify the picture on the worksheet.
3. The teacher helps the students to explain about the meaning of Asmaul Husna.
4. The teacher asks the student to do the exercise (The student follow the teachers’ instruction)
5. After finishing it, the teacher observes the students work.



MORALITY AND REGION

MI: KNOWLEDGE

KD: 3.2/4.2



Pay attention to the teacher's explanation about one of the Asmaul Husna below!
(Perhatikan penjelasan guru mengenai salah satu asmaul husna dibawah ini!)

AL-MU'MIN

"The Granter of Security (Maha Pemberi Rasa Aman)"

Al Mu'min, which means the Great Granter of Security, means that Allah is a substance who always provides a sense of security to all believing servants.

"Al Mu'min yang berarti Maha Pemberi Rasa Aman memiliki makna bahwa Allah merupakan zat yang senantiasa memberikan rasa aman kepada seluruh hambaNya yang beriman."

Coloring the calligraphy below neatly and nicely! (mewarnai kaligrafi dibawah ini dengan rapih dan indah)



M A K A S S A R

SAVE THE PEOPLE

ASPECT : Social Emotional

KI : Knowledge

KD :

3.5 Knowing how to solve problem and behave creatively.

4.5 Solving daily problem creatively.

INDIKATOR:

3.5.1 Showing attitude towards a particular situation

4.5.1 Solving problem in a particular situation.

Learning Steps:

1. The teacher explains about the activity to the student.
2. The teacher helps the students to identify the picture on the worksheet.
3. The teacher help the students to pronounce the phrase described each picture.
4. The teacher asks the student to do the exercise (The student arrange the picture by giving a number in the circle provided.)
5. After finishing it, the teacher observes the students work.



SOCIAL EMOTIONAL

KI: KNOWLEDGE

KD: 3.5.1/4.2.1

SAVE THE PEOPLE (MENOLONG ORANG)

Look at the picture below and tell about the picture! (Perhatikan gambar berikut dan ceritakan tentang gambar tersebut!)

PICTURE 1

Save someone from fire.
Menyelamatkan seseorang dari kebakaran



PICTURE 2

Found someone fainted.
Menemukan orang pingsang.



PICTURE 3

Extinguish the fire.
Memadamkan Api



PICTURE 4

Save a cat.
Menyelamatkan seekor kucing



ALAUDDIN
MAKASSAR



Give number to each picture below based on the step to help people!

(Berilah nomor disetiap gambar dibawah ini berdasarkan langkah menolong orang!)

Preparing a tools
Menpersiapkan alat



Bring the victim out of the building.
Membawa korban keluar.



Extinguish the fire.
Memadamkan api



Save the victim.
Menyelamatkan Korban



Bring the ladder.
Membawa Tangga



UNIVERSITAS ISLAM NEGERI
ALAUDDIN
M A K A S S A R

COLORING THINGS

ASPECT : Art

KI : Skill

KD :

3.15 Recognizing various creations and art activities.

4.15 Showing various creations and art activities by using media..

INDIKATOR:

3.15.1 Identifying things to be colored.

4.15.1 Showing the ability in coloring things.

Learning Steps:

1. The teacher explains about the activity to the student.
2. The teacher asks the student to put a color in the picture in accordance with the numbers and colors provided next to the picture.
3. After finishing it, the teacher observes the students work.



ART


KI:SKILL

KD: 3.15.1

COLORING THINGS
(MEWARNAI BENDA)

Coloring the picture below neatly and nicely! Follow the colors that have been available.

Mewarnai gambar di bawah ini dengan rapi dan indah! Ikuti warna yang tersedia.



ALAUDDIN
MAKASSAR

WATER AND FIRE

ASPECT : Language

KI : Knowledge

KD :

3.8 Get to know about Fire and Water.

4.8 Presenting various works related to Water and Fire.

INDIKATOR:

3.8.1 Know the function of water and fire.

4.8.1 Mention about the function of water and fire.

Learning Steps:

1. The teacher explains about the activity to the student.
2. The teacher helps the students to identify the picture on the worksheet.
3. The teacher asks the students to do the exercise (connect the water and fire with their function in a life) connect the star provided next to the image contained in the worksheet.
4. After finishing it, the teacher observes the students work.



LANGUAGE

KI: KNOWLEDGE

KD: 3.8.1/4.8.1

WATER AND FIRE**AIR DAN API**

- Do you know the function of water and fire? (Apakah kalian mengetahui kegunaan dari air dan api?)
- Connect the water and fire with their function in a life! (Hubungkan air dan api dengan fungsinya dalam kehidupan!)



ALAUDDIN
MAKASSAR

APPENDICES 8

PEER EVALUATION RESULT

Researcher : EKA YUSMIYATI

Title : Developing Occupation theme English Material for Early Young
Learners at PAUD Terpadu Joy Kids, Makassar

Lembar review checklist ini bertujuan untuk mengetahui kesesuaian materi ajar Bahasa Inggris untuk siswa di PAUD Terpadu Joy Kids, Makassar.

A. Data Responden

Nama : Peer Evaluator

Umur : -

Jenis kelamin : F/M

B. Isilah table berikut dengan member tanda centang (✓) pada kotak yang tersedia.

YA : Jika Anda setuju dengan pernyataan yang ada.

TIDAK : Jika Anda tidak setuju dengan pernyataan yang ada

UNIVERSITAS ISLAM NEGERI
ALAUDDIN
M A K A S S A R

NO	PERNYATAAN	YA	TIDAK
1	Apakah materi Bahasa Inggris yang dikembangkan akan sesuai untuk mengenalkan Bahasa Inggris di taman kanak-kanak	√	
2	Apakah materi Bahasa Inggris yang dikembangkan akan mendukung kebutuhan siswa di taman kanak-kanak	√	
3	Apakah materi Bahasa Inggris yang dikembangkan akan sesuai dengan usia siswa di taman kanak-kanak		√
4	Apakah tema materi Bahasa Inggris <i>Animal</i> akan sesuai dengan kebutuhan siswa di taman kanak-kanak	√	
5	Apakah tema materi Bahasa Inggris <i>Animal</i> akan menarik minat belajar siswa di taman kanak-kanak	√	
6	Apakah tema materi Bahasa Inggris <i>Animal</i> akan memudahkan siswa taman kanak-kanak dalam mempelajari Bahasa Inggris	√	
7	Apakah aktifitas dalam materi yang dikembangkan akan bervariasi		√
8	Apakah aktifitas dalam materi yang dikembangkan akan mendorong partisipasi aktif siswa taman kanak-kanak	√	
9	Aktifitas dalam materi yang dikembangkan akan mendukung siswa taman kanak-kanak dalam menggunakan Bahasa Inggris	√	
10	Apakah materi Bahasa Inggris yang dikembangkan akan mendukung pengembangan keterampilan mendengarkan, berbicara, membaca dan menulis siswa taman kanak-kanak	√	
11	Apakah materi Bahasa Inggris yang dikembangkan akan mampu memperkenalkan kosa kata sesuai dengan tema yang disajikan	√	
12	Apakah materi Bahasa Inggris yang dikembangkan akan memfasilitasi guru dalam mengajarkan Bahasa Inggris	√	
13	Apakah materi Bahasa Inggris yang dikembangkan akan mudah diajarkan oleh guru	√	
14	Apakah guru akan mampu menilai perkembangan keterampilan berbahasa Inggris siswa dengan materi yang dikembangkan	√	
15	Materi Bahasa Inggris yang dikembangkan akan mendukung interaksi social siswa taman kanak-kanak		√
16	Apakah materi Bahasa Inggris yang dikembangkan akan menciptakan kondisi interaktif dalam kelas	√	
17	Materi Bahasa Inggris yang dikembangkan akan mendukung seluruh aspek perkembangan siswa taman kanak-kanak (aspek agama dan moral, fisik-motorik, kognitif, bahasa, sosial-emosional, dan seni)		√
18	Apakah materi Bahasa Inggris yang dikembangkan akan memiliki tampilan yang menarik untuk siswa taman kanak-	√	

	kanak		
19	Apakah input (gambar,kata dan aktifitas) akan sesuai dengan tingkat kemampuan siswa taman kanak-kanak		√
20	Apakah input (gambar,kata dan aktifitas) akan mendorong keingintahuan siswa taman kanak-kanak untuk mempelajari Bahasa Inggris		√

Aspect	Indicator	Items
The relevance of the material (Tomlinson, 2013)	4. The appropriateness of the material for childhood education in introducing English	30
	5. The appropriateness of the material toward the students' need	30
	6. The appropriateness of English material toward the age of students	0
The thematic material to introduce "Environment" in English (Soni, 2015)	4. The appropriateness of Environment theme for childhood education	40
	5. The Environment theme as a part of students' interest	30
	6. The influence of Environment theme for students' English learning	30
The learning activities in the developed material (Soni, 2015)	4. The variety of activity in the developed English material	0
	5. The influence of English material toward students' active participation	30
	6. The influence of English material for students to practice English	30
The skill and the competence in the developed material (Suyanto,2007)	3. The influence of English material toward students English skill development	50
	4. The influence of English material to provide thematic vocabulary	50
Teachers' role toward the developed material (Tomlinson,2013)	4. The use of the developed material as teaching reference for teacher	40
	5. The easiness of English material to be used by the teacher	30
	6. The use of English material in	30

	evaluating students skill development	
The learners' role toward the developed material (Tomlinson, 2013)	3. The influence of English material in students' social interaction	0
	4. The influence of English material in creating interactive condition in the classroom	50
The existing of self development program in material (Permendikbud, 2015)	2. The appropriateness of English material the whole aspect in childhood education curriculum	0
The appearance of the developed material (Piaget in Boundless Psychology, 2015)	4. The attractiveness of the developed material for students	40
	5. The appropriateness of the input (picture, vocabulary, activity) for students	0
	6. The encouragement of the input for students to learn English	0
Total		510

C. Saran dan kritik secara umum terhadap materi yang telah dikembangkan.

1. Bagaimana pendapat anda terhadap materi yang telah disusun?

Secara keseluruhan, materi yang telah dibuat oleh peneliti sudah baik karena telah menyesuaikan dengan kebutuhan siswa di taman kanak-kanak. Selain itu, kegiatan juga disesuaikan dengan kompetensi dasar, indikator dan muatan kurikulum yang harus ada dalam materi anak TK. Materi juga telah didesain dengan menarik.

2. Apa saja kekurangan yang terdapat dalam materi yang telah disusun?

Materi yang telah dikembangkan masih kurang bervariasi

3. Apa saran Anda untuk memperbaiki kekurangan tersebut?

Evaluators 1 : *There is an activity which the title is quite inappropriate*

Evaluators 2 : menambahkan barcode


Evaluators 3 : Penyusunan urutan dalam kegiatan pembelajaran masih kurang.

Evaluators 4: terdapat kegiatan yang belum mencantumkan aspek serta kompetensi inti dan kompetensi dasar. .

Kesimpulan

Dapat disimpulkan bahwa materi yang telah dikembangkan:

- (a). Sudah baik dan tidak perlu revisi
- (b). Sudah baik tapi masih perlu revisi
- (c). Belum baik dan masih perlu banyak revisi



APPENDICES 9

EXPERT VALIDATION RESULT

EXPERT 1

Researcher : Eka Yusmiyati

Title : Developing Occupation theme English Material for Early Young
Leaners at PAUD Terpadu Joy Kids, Makassar

Lembar review checklist ini bertujuan untuk mengetahui kesesuaian materi ajar Bahasa Inggris untuk siswa di PAUD Terpadu Joy Kids, Makassar.

A. Data Responden

Nama : Dr. Hj.Mardiana, M.Hum

Umur : -

Jenis kelamin : Perempuan

Pendidikan : a. D3 b. S1 c. S2 **d. S3**


Pengalaman mengajar : a. 0-2 th b. 2-4 th **c. >4 th**

B. Isilah table berikut dengan member tanda centang (✓) pada kotak yang tersedia.

YA : Jika Anda setuju dengan pernyataan yang ada.

TIDAK : Jika Anda tidak setuju dengan pernyataan yang ada

UNIVERSITAS ISLAM NEGERI
ALAUDDIN
MAKASSAR



UNIVERSITAS ISLAM NEGERI
ALAUDDIN
M A K A S S A R

NO	PERNYATAAN	YA	TIDAK
1	Apakah materi Bahasa Inggris yang dikembangkan akan sesuai untuk mengenalkan Bahasa Inggris di taman kanak-kanak	√	
2	Apakah materi Bahasa Inggris yang dikembangkan akan mendukung kebutuhan siswa di taman kanak-kanak	√	
3	Apakah materi Bahasa Inggris yang dikembangkan akan sesuai dengan usia siswa di taman kanak-kanak		√
4	Apakah tema materi Bahasa Inggris <i>Environment</i> akan sesuai dengan kebutuhan siswa di taman kanak-kanak	√	
5	Apakah tema materi Bahasa Inggris <i>Environment</i> akan menarik minat belajar siswa di taman kanak-kanak	√	
6	Apakah tema materi Bahasa Inggris <i>Environment</i> akan memudahkan siswa taman kanak-kanak dalam mempelajari Bahasa Inggris	√	
7	Apakah aktifitas dalam materi yang dikembangkan akan bervariasi	√	
8	Apakah aktifitas dalam materi yang dikembangkan akan mendorong partisipasi aktif siswa taman kanak-kanak	√	
9	Aktifitas dalam materi yang dikembangkan akan mendukung siswa taman kanak-kanak dalam menggunakan Bahasa Inggris	√	
10	Apakah materi Bahasa Inggris yang dikembangkan akan mendukung pengembangan keterampilan mendengarkan, berbicara, membaca dan menulis siswa taman kanak-kanak	√	
11	Apakah materi Bahasa Inggris yang dikembangkan akan mampu memperkenalkan kosa kata sesuai dengan tema yang disajikan	√	
12	Apakah materi Bahasa Inggris yang dikembangkan akan memfasilitasi guru dalam mengajarkan Bahasa Inggris	√	
13	Apakah materi Bahasa Inggris yang dikembangkan akan mudah diajarkan oleh guru	√	
14	Apakah guru akan mampu menilai perkembangan keterampilan berbahasa Inggris siswa dengan materi yang dikembangkan	√	
15	Materi Bahasa Inggris yang dikembangkan akan mendukung interaksi social siswa taman kanak-kanak		√

16	Apakah materi Bahasa Inggris yang dikembangkan akan menciptakan kondisi interaktif dalam kelas	√	
17	Materi Bahasa Inggris yang dikembangkan akan mendukung seluruh aspek perkembangan siswa taman kanak-kanak (aspek agama dan moral, fisik-motorik, kognitif, bahasa, sosial-emosional, dan seni)		√
18	Apakah materi Bahasa Inggris yang dikembangkan akan memiliki tampilan yang menarik untuk siswa taman kanak-kanak	√	
19	Apakah input (gambar,kata dan aktifitas) akan sesuai dengan tingkat kemampuan siswa taman kanak-kanak		√
20	Apakah input (gambar,kata dan aktifitas) akan mendorong keingintahuan siswa taman kanak-kanak untuk mempelajari Bahasa Inggris		√

Aspect	Indicator	Items
The relevance of the material (Tomlinson, 2013)	4. The appropriateness of the material for childhood education in introducing English	30
	5. The appropriateness of the material toward the students' need	30
	6. The appropriateness of English material toward the age of students	0
The thematic material to introduce "Environment" in English (Soni, 2015)	4. The appropriateness of Environment theme for childhood education	40
	5. The Environment theme as a part of students' interest	30
	6. The influence of Environment theme for students' English learning	30
The learning activities in the developed material (Soni, 2015)	4. The variety of activity in the developed English material	40
	5. The influence of English material toward students' active participation	30
	6. The influence of English material for students to practice English	30
The skill and the	3. The influence of English material	50

competence in the developed material (Suyanto,2007)	toward students English skill development 4. The influence of English material to provide thematic vocabulary	50
Teachers' role toward the developed material (Tomlinson,2013)	4. The use of the developed material as teaching reference for teacher 5. The easiness of English material to be used by the teacher 6. The use of English material in evaluating students skill development	40 30 30
The learners' role toward the developed material (Tomlinson, 2013)	3. The influence of English material in students' social interaction 4. The influence of English material in creating interactive condition in the classroom	0 50
The existing of self development program in material (Permendikbud, 2015)	2. The appropriateness of English material the whole aspect in childhood education curriculum	0
The appearance of the developed material (Piaget in Boundless Psychology,2015)	4. The attractiveness of the developed material for students 5. The appropriateness of the input (picture, vocabulary, activity) for students 6. The encouragement of the input for students to learn English	40 0 0
Total		550

1. Bagaimana pendapat anda terhadap materi yang telah disusun?

Materi yang dibuat sudah bagus dan menarik untuk diajarkan kepada siswa di Taman Kanak-Kanak untuk memperkenalkan Bahasa Inggris

2. Apa saja kekurangan yang terdapat dalam materi yang telah disusun?

Kurang seimbangnya aspek yang ada di lembar kerja

3. Apa saran Anda untuk memperbaiki kekurangan tersebut?

Menyeimbangkan jumlah lembar kerja setiap aspek dengan menambah beberapa aspek yang aktifitasnya kurang.

Kesimpulan

Dapat disimpulkan bahwa materi yang telah dikembangkan:

- (a). Sudah baik dan tidak perlu revisi
- (b). Sudah baik tapi masih perlu revisi
- (c). Belum baik dan masih perlu banyak revisi

Validator



Dr. Hj. Mardiana, M. Hum



UNIVERSITAS ISLAM NEGERI
ALAUDDIN
M A K A S S A R

Expert Validation Result

EXPERT 2

Researcher : Eka Yusmiyati

Title : Developing Occupation theme English Material for Early Young
Leaners at PAUD Terpadu Joy Kids, Makassar

Lembar review checklist ini bertujuan untuk mengetahui kesesuaian materi ajar Bahasa Inggris untuk siswa di PAUD Terpadu Joy Kids, Makassar.

A. Data Responden

Nama : Dr. Hj.Mardiana, M.Hum

Umur : -

Jenis kelamin : Perempuan

Pendidikan : a. D3 b. S1 c. S2 **d. S3**

Pengalaman mengajar : a. 0-2 th b. 2-4 th **c. >4 th**

B. Isilah table berikut dengan member tanda centang (✓) pada kotak yang tersedia.

YA : Jika Anda setuju dengan pernyataan yang ada.

TIDAK : Jika Anda tidak setuju dengan pernyataan yang ada

NO	PERNYATAAN	YA	TIDAK
1	Apakah materi Bahasa Inggris yang dikembangkan akan sesuai untuk mengenalkan Bahasa Inggris di taman kanak-kanak	√	
2	Apakah materi Bahasa Inggris yang dikembangkan akan mendukung kebutuhan siswa di taman kanak-kanak	√	
3	Apakah materi Bahasa Inggris yang dikembangkan akan sesuai dengan usia siswa di taman kanak-kanak		√
4	Apakah tema materi Bahasa Inggris <i>Occupation</i> akan sesuai dengan kebutuhan siswa di taman kanak-kanak	√	
5	Apakah tema materi Bahasa Inggris <i>Occupation</i> akan menarik minat belajar siswa di taman kanak-kanak	√	
6	Apakah tema materi Bahasa Inggris <i>Occupation</i> akan memudahkan siswa taman kanak-kanak dalam mempelajari Bahasa Inggris	√	
7	Apakah aktifitas dalam materi yang dikembangkan akan bervariasi	√	
8	Apakah aktifitas dalam materi yang dikembangkan akan mendorong partisipasi aktif siswa taman kanak-kanak	√	
9	Aktifitas dalam materi yang dikembangkan akan mendukung siswa taman kanak-kanak dalam menggunakan Bahasa Inggris	√	
10	Apakah materi Bahasa Inggris yang dikembangkan akan mendukung pengembangan keterampilan mendengarkan, berbicara, membaca dan menulis siswa taman kanak-kanak	√	
11	Apakah materi Bahasa Inggris yang dikembangkan akan mampu memperkenalkan kosa kata sesuai dengan tema yang disajikan	√	
12	Apakah materi Bahasa Inggris yang dikembangkan akan memfasilitasi guru dalam mengajarkan Bahasa Inggris	√	
13	Apakah materi Bahasa Inggris yang dikembangkan akan mudah diajarkan oleh guru	√	
14	Apakah guru akan mampu menilai perkembangan keterampilan berbahasa Inggris siswa dengan materi yang dikembangkan	√	
15	Materi Bahasa Inggris yang dikembangkan akan mendukung interaksi social siswa taman kanak-kanak		√

M A K A S S A R

16	Apakah materi Bahasa Inggris yang dikembangkan akan menciptakan kondisi interaktif dalam kelas	√	
17	Materi Bahasa Inggris yang dikembangkan akan mendukung seluruh aspek perkembangan siswa taman kanak-kanak (aspek agama dan moral, fisik-motorik, kognitif, bahasa, sosial-emosional, dan seni)		√
18	Apakah materi Bahasa Inggris yang dikembangkan akan memiliki tampilan yang menarik untuk siswa taman kanak-kanak	√	
19	Apakah input (gambar,kata dan aktifitas) akan sesuai dengan tingkat kemampuan siswa taman kanak-kanak		√
20	Apakah input (gambar,kata dan aktifitas) akan mendorong keingintahuan siswa taman kanak-kanak untuk mempelajari Bahasa Inggris		√

C. Saran dan kritik secara umum terhadap materi yang telah dikembangkan.

1. Bagaimana pendapat anda terhadap materi yang telah disusun?

Sudah bagus dan sesuai dengan tema occupation. Gambarnya juga sangat menarik dan variasi aktivitas di dalamnya.

2. Apa saja kekurangan yang terdapat dalam materi yang telah disusun?

Pada langkah-langkah, masih kurang menampilkan pembelajaran saintifik, padahal itu sangat penting di PAUD dan masuk salah satu indicator penilaian dalam Instrumen Akreditasi PAUD.

Meski banyak ragam aktivitas anak, hanya saja hanya satu profesi yang ditampilkan, padahal masih banyak profesi lain.

Terdapat juga konten dalam materi yang terlalu tinggi bagi anak, misalnya pada konten di bawah ini, anak disuruh mengisi teka teki huruf. Anak PAUD itu belum memiliki kewajiban mampu lancar membaca. Nah, lembar ini menuntut lancar membaca dan sekaligus berfikir tingkat tinggi jadi belum cocok materi seperti ini apalagi huruf di dalam sangat banyak.



3. Apa saran Anda untuk memperbaiki kekurangan tersebut?

- Membuat instrument yang menyentuh semua aspek perkembangan anak khususnya perkembangan agama
- Mempertimbangkan kecocokan kompetensi dengan usia/perkembangan anak.
- Membuat langkah-langkah supaya kelihatan saintifiknya

Kesimpulan

Dapat disimpulkan bahwa materi yang telah dikembangkan:

- (a). Sudah baik dan tidak perlu revisi
- (b). Sudah baik tapi masih perlu revisi
- (c). Belum baik dan masih perlu banyak revisi

Validator


Eka Purdayanti, S.Psi., M.A.

UNIVERSITAS ISLAM NEGERI
ALAUDDIN
M A K A S S A R

CURRICULUM VITAE

CURRICULUM VITAE



Eka Yusmiyati is the first child of M. Yusuf saad and Rosmiyati. She was born on 10 September, 1998 in Kendari, Southeast Sulawesi. She began her study in primary school at SDN 69 Bulukumpa and graduated in 2010. Then. She continued her secondary school at SMP 14 Bulukumba, South Sulawesi and graduated in 2013. After that, she continued her Senior High School at SMAN 2 Bulukumba and graduated in 2016. She continued her study as a student in college at Islamic State University of Alauddin Makassar (UINAM). In Islamic State University of Alauddin Makassar the researcher choose English Education Department, Tarbiyah and Teaching Science Faculty as her major. In this Green Campus the researcher tried to develop and increase her knowledge and leadership. While active in her college, the researcher joined also in extra organizations “United English Forum Makassar”.

UNIVERSITAS ISLAM NEGERI
ALAUDDIN
MAKASSAR