

**DEVELOPING ENGLISH PRINTED MATERIAL ON THEME OF  
MYSELF FOR EARLY YOUNG LEARNERS AT PAUD  
TERPADU JOY KIDS MAKASSAR**



**Submitted in Partial Fulfilment of Requirements for The Degree of  
Sarjana Pendidikan (S.Pd) of English Education Department  
Tarbiyah and Teaching Science Faculty  
Alauddin State Islamic University  
of Makassar**

**By :**

**KHUSNUL KHATIMA  
Reg. Number : 20400116028**

**ENGLISH EDUCATION DEPARTMENT  
TARBIYAH AND TEACHING SCIENCE FACULTY  
ALAUDDIN STATE ISLAMIC UNIVERSITY OF MAKASSAR  
2020**

## PERNYATAAN KEASLIAN SKRIPSI

Mahasiswi yang bertanda tangan di bawah ini :

Nama : Khusnul Khatima  
NIM : 20400116028  
Tempat/Tgl.Lahir : Bonto Tinggi, 18 Januari 1999  
Jur/Prodi/Konsentrasi : Pendidikan Bahasa Inggris  
Fakultas/Program : Tarbiyah dan Keguruan  
Alamat : Samata-Gowa  
Judul Skripsi : *Developing English Printed Material on Theme of Myself for Early Young Learners at PAUD Terpadu Joy Kids Makassar*

Menyatakan dengan sesungguhnya dan penuh kesadaran bahwa skripsi ini adalah benar hasil karya sendiri. Jika kemudian hari terbukti bahwa ini merupakan duplikat, tiruan, plagiat, atau dibuat oleh orang lain, sebagian atau seluruhnya, maka skripsi dan gelar yang diperoleh karenanya batal demi hukum.



Samata-Gowa 25 Agustus 2020

Penyusun,

Khusnul Khatima  
NIM:20400116028


## PERSETUJUAN PEMBIMBING

Pembimbing penulisan skripsi saudara **Khusnul Khatima**, NIM:20400116028, mahasiswi Jurusan Pendidikan Bahasa Inggris pada Fakultas Tarbiyah dan Keguruan, UIN Alauddin Makassar, setelah meneliti dan mengoreksi secara seksama skripsi yang bersangkutan dengan judul *“Developing English Printed Material on Theme of Myself for Early Young Learners at PAUD Terpadu Joy Kids Makassar”* memandang bahwa skripsi tersebut telah memenuhi syarat-syarat ilmiah dan dapat disetujui untuk diajukan pada *Ujian Munaqasyah*.

Samata-Gowa, 25 Agustus 2020

Pembimbing I

Pembimbing II

  
Dr. Kamsinah, M.Pd I  
NIP: 1968031996032002

UNIVERSITAS ISLAM NEGERI  
**ALAUDDIN**  
M A K A S S A R

  
Dr. Sitti Nurpahmi, M.Pd  
NIP: 1974030820090120003

## PENGESAHAN SKRIPSI

Skripsi berjudul, "Developing English Printed Material on Theme of My-Self for Early Young Learners at PAUD Terpadu Joy Kids Makassar", yang disusun oleh Khusnul Khatima, NIM: 20400116028, mahasiswa Jurusan/Prodi Pendidikan Bahasa Inggris, Fakultas Tarbiyah dan Keguruan, UIN Alauddin Makassar, telah diuji dan dipertahankan dalam sidang Ujian Skripsi/Munaqasyah yang diselenggarakan pada hari Senin, tanggal 31 Agustus 2020, bertepatan dengan 12 Muharram 1442H, dinyatakan telah dapat diterima sebagai salah satu syarat untuk memperoleh gelar sarjana dalam Ilmu Tarbiyah dan Keguruan, Jurusan/Prodi Pendidikan Bahasa Inggris dengan beberapa perbaikan.

Samata-Gowa,

31 Agustus 2020 M  
12 Muharram 1442H

### DEWAN PENGUJI: Nomor SK 2137 Tahun 2020

Ketua : Dr. M. Shabir U, M.Ag

Sekretaris : Dr. Rappe, M. Ag

Munaqisy I : Dr. Hj. St Azisah, M.Ed.St., Ph.D

Munaqisy II : Dr. Hj. Mardiana, M.Hum

Pembimbing I : Dr. Kamsinah, M.Pd

Pembimbing II : Dr. Sitti Nurpahmi, M.Pd



Diketahui oleh:

Dekan Fakultas Tarbiyah dan Keguruan  
UIN Alauddin Makassar,



Dr. H. Marjuni, M.Pd.I.

NIP 197810112005011006

## ACKNOWLEDGEMENTS

بِسْمِ اللَّهِ الرَّحْمَنِ الرَّحِيمِ

*Alhamdulillah Rabbil Alamin*, the researcher would like to express her deepest gratitude to the almighty Allah SWT., the only provider, the most merciful who gives his guidance, inspiration and good health for all time to conduct the writing of this thesis. Also, shalawat and salam are always delivered to our great Prophet Muhammad SAW., who has brought us from the darkness to the lightness.

During the writing of the thesis, the researcher received much assistance from a number of people, for their valuable guidance, correction, suggestion, advice and golden support. Without them, the writing of this thesis would never be possibly completed. Therefore, the researcher would like to express the greatest thanks and appreciation for those people, especially to:

1. The researcher's father, **Sirai**, and her lovely mother **Hasna** who always pray, encourage, educate, and provide countless material on supporting her daughter study, so that, she could finish her study and her thesis writing in Alauddin State Islamic University of Makassar
2. **Prof. Drs. Hamdan Juhanis, M.A., Ph.D.** The Rector of State Islamic University Alauddin Makassar
3. **Prof. Dr. Mardan, M.Ag.** The Vice of Rector one for Institution Academic Developing

4. **Dr. Wahyuddin, M.Hum.** The Vice of Rector two for General Administration and Financial Planning
5. **Prof. Dr. Darussalam, M.Ag.** The Vice of Rector three for Student Affairs
6. **Dr. H. Kamaluddin Abunawas, M.Ag.** The Vice Rector four for Cooperation and Institution Developing
7. **Dr. H. A. Marjuni, S.Ag., M.Pd.I.** The Dean of Tarbiyah and Teaching Science Faculty of Alauddin State Islamic University of Makassar.
8. **Dr. M. Sabir U, M.Ag.** The Vice Dean one of Tarbiyah and Teaching Science Faculty for Academic
9. **Dr. M. Rusdi, M.Ag.** The Vice Dean two of Tarbiyah and Teaching Science Faculty for General Administration and Financial Planning
10. **Dr. H. Ilyas, M.Pd., M.Si.** The Vice Dean three of Tarbiyah and Teaching Science Faculty for Student Affairs and Cooperation
11. **Dra. Hj. St. Azisah, M.Ed.St., Ph.D.** The Head of English Education Department, Tarbiyah and Teaching Science Faculty of Alauddin State Islamic University of Makassar as well as the researcher's examiner
12. **Dr. Sitti Nurpahmi, S.Pd., M.Pd.** The secretary of English Education Department as well as the researcher's consultant.
13. The researcher's first consultants, **Dr. Kamsinah, M.Pd.I.** and the late consultant **Dra. Siti Nurjannah Yunus Tekeng, M.Ed., M.A.** who have helped, guided, and supported the researcher during writing her thesis.
14. **Dr. Hj. Mardiana, M.Hum.** as the researcher's expert in validating the product as well as the researcher's examiner and **Eka Damayanti, S.Psi., M.A.** as the

researcher's expert in validating the product, both of them have given advice to make the product better.

15. The RnD group, project team in this research; **Nur Hilalia** and **Eka Yusmiyati**, **Wulandari Noor Rasyid**, and **Kasyif Githa** for their sincere friendship, solidarity in helping one another and assistance during the process of finishing this thesis.
16. The researcher's friends in **English Education Department 2016**, especially PBI 1-2 with whom the researcher had gone through this 4 years study as English Education Department student.

The researcher realizes that the writing of this thesis is not as perfect as what had been expected. There are still error and deficiency inside of it. However, there is no one who can do something perfectly since the perfection only belongs to Allah SWT. Therefore, may all our efforts be blessed by Allah SWT, Aamiin.



**The Researcher**

**Khusnul Khatima**



## TABLE OF CONTENTS

|  |                                     |
|--|-------------------------------------|
| <b>PERNYATAAN KEASLIAN SKRIPSI.....</b>                                      | <b>ii</b>                           |
| <b>PERSETUJUAN PEMBIMBING .....</b>  | <b>iii</b>                          |
| <b>PENGESAHAN SKRIPSI.....</b>   | <b>Error! Bookmark not defined.</b> |
| <b>ACKNOWLEDGEMENTS.....</b>   | <b>v</b>                            |
| <b>TABLE OF CONTENTS.....</b>  | <b>viii</b>                         |
| <b>LIST OF TABLES AND FIGURES.....</b>                                       | <b>x</b>                            |
| <b>LIST OF APPENDICES .....</b>  | <b>xi</b>                           |
| <b>ABSTRACT .....</b>  | <b>xii</b>                          |
| <b>CHAPTER 1 <u>I</u>NTRODUCTION .....</b>                                   | <b>1</b>                            |
| <i>A. Background .....</i>   | <i>1</i>                            |
| <i>B. Research Questions .....</i>   | <i>5</i>                            |
| <i>C. Research Objectives.....</i>   | <i>5</i>                            |
| <i>D. Research Significances .....</i>                                       | <i>6</i>                            |
| <i>E. Research Scope.....</i>  | <i>7</i>                            |
| <b>CHAPTER II <u>R</u>EVIEW OF RELATED LITERATURE .....</b>                  | <b>9</b>                            |
| <i>A Literature Review .....</i>   | <i>9</i>                            |
| <i>B. Conceptual Framework .....</i>   | <i>18</i>                           |
| <b>CHAPTER III <u>R</u>ESearch METHODOLOGY .....</b>                         | <b>22</b>                           |
| <i>A. Research Methodology.....</i>  | <i>22</i>                           |
| <i>B. Research Subjects.....</i>   | <i>24</i>                           |
| <i>C. Research Instruments .....</i>   | <i>24</i>                           |
| <i>D. Data Collection Procedure.....</i>                                     | <i>26</i>                           |
| <i>E. Data Analysis Technique .....</i>                                      | <i>27</i>                           |
| <b>CHAPTER IV <u>F</u>INDINGS AND DISCUSSION .....</b>                       | <b>30</b>                           |
| <i>A. The Needs of Early Young Learners for English Material .....</i>       | <i>30</i>                           |
| <i>B. The Design of English Material for Early Young Learners .....</i>      | <i>50</i>                           |
| <i>C. The Development of English Material for Early Young Learners .....</i> | <i>53</i>                           |
| <i>D. The Evaluation of English Material for Early Young Learners .....</i>  | <i>62</i>                           |



|  |                                     |
|--|-------------------------------------|
| <b>CHAPTER V CONCLUSION AND SUGGESTION .....</b> | <b>68</b>                           |
| <i>A. Conclusions .....</i>                      | <i>68</i>                           |
| <i>B. Suggestions .....</i>                      | <i>69</i>                           |
| <b>BIBLIOGRAPHY .....</b>                        | <b>70</b>                           |
| <b>BIBLIOGRAPHY OF PICTURE SOURCES.....</b>      | <b>72</b>                           |
| <b>APPENDICES .....</b>                          | <b>Error! Bookmark not defined.</b> |
| <b>CURRICULUM VITAE.....</b>                     | <b>121</b>                          |




## LIST OF TABLES AND FIGURES

|   |           |
|---|-----------|
| <b>Figure 1: Need Analysis Framework.....</b>                 | <b>16</b> |
| <b>Figure 2: Research and Development Method .....</b>        | <b>23</b> |
| <b>Table 1: The Organization of Validation Checklist.....</b> | <b>25</b> |
| <b>Figure 3: Score Formula.....</b>                           | <b>29</b> |
| <b>Table 2: Rating Scale.....</b>                             | <b>29</b> |
| <b>Figure 4: The Cover of Citra TK.....</b>                   | <b>41</b> |
| <b>Figure 5: The First Page of Citra TK.....</b>              | <b>42</b> |
| <b>Figure 6: Learning Activity Inside Citra TK.....</b>       | <b>42</b> |
| <b>Figure 7: English Lesson Inside Citra TK.....</b>          | <b>43</b> |
| <b>Figure 8: Syllabus.....</b>                                | <b>44</b> |
| <b>Figure 9: Weekly Lesson Plan.....</b>                      | <b>45</b> |
| <b>Figure 10: Daily Lesson Plan.....</b>                      | <b>46</b> |
| <b>Figure 11: Daily Lesson Plan.....</b>                      | <b>47</b> |
| <b>Table 3: Prototype Syllabus.....</b>                       | <b>52</b> |
| <b>Table 4: Peer Evaluation Result.....</b>                   | <b>64</b> |
| <b>Table 5: Expert Validation Result.....</b>                 | <b>66</b> |

## LIST OF APPENDICES

|   |            |
|---|------------|
| <b>Appendix 1: Interview Guidelines.....</b>                | <b>76</b>  |
| <b>Appendix 2: Evaluation and Validation Checklist.....</b> | <b>77</b>  |
| <b>Appendix 3: Interview Transcript.....</b>                | <b>80</b>  |
| <b>Appendix 4: Documents.....</b>                           | <b>83</b>  |
| <b>Appendix 5: Inventory Needs.....</b>                     | <b>87</b>  |
| <b>Appendix 6: The Syllabus.....</b>                        | <b>88</b>  |
| <b>Appendix 7: The English Material.....</b>                | <b>91</b>  |
| <b>Appendix 8: Peer Evaluation Result.....</b>              | <b>106</b> |
| <b>Appendix 9: Expert Validation Result.....</b>            | <b>111</b> |



## **ABSTRACT**

**Thesis Title : Developing English Printed Material on Theme of Myself  
for Early Young Learners at PAUD Terpadu Joy Kids  
Makassar**

**Year : 2020**

**Researcher : Khusnul Khatima**

**Consultant I : Dr. Kamsinah, M.Pd.I**

**Consultant II : Dr. Sitti Nurpahmi, S.Pd., M.Pd**

---

This study was set to develop thematic English material for early young learners at PAUD Terpadu Joy Kids Makassar which focused on the theme “Myself” and specifically into the sub of theme “The Five Senses”

The Research and Development model implemented in this study was ADDIE (Analysis, Design, Development, Implementation, Evaluation) model which provided simple procedure to design and develop material. This study was conducted in order to provide English material for kindergarten. However, considering English is not a compulsory subject but only as an interlude subject in kindergarten and the learning material used as the reference in learning only contained one page English material. Therefore, this study presented to support early young learners in their optimal period for language acquisition by considering the curriculum used in kindergarten and inventory need of students.

The data about students’ need was obtained from interview with the teacher and documents (Syllabus, weekly lesson plan, daily lesson plan, the existing material) analysis. Subsequently, the result of interview and observation was designed and developed as an output of this study.

The product of this research was expected to be used for both teacher and students in applying English learning. In addition, this research can be helpful to be the guideline in further research especially for the developing material.

## CHAPTER 1

### INTRODUCTION

#### *A. Background*

Teaching foreign language has to implement a myriad of instructional material in order to help to teach language learners (Harsono, 2007: 170). In this case, the material used was called instructional when it informs learners about language. Therefore English material as foreign language is knowledge about English language that will be delivered to learners. Based on Sumarsono et. al (2017: 67) the ideal material is the material which aims to provide all ways to acquire the language because different learners learn in different ways. The existing of English material indicates a well teaching and learning preparation and makes this process controllable since it is also guidance for both teachers and students over the whole course. The materials that usually used in school can be presented in cassette, videos, CD-Rooms, dictionaries, grammars book, work book, newspaper, etc (Tomlinson, 2007:2).

The fact that the researcher obtained by conducting a preliminary study at PAUD Terpadu Joy Kids on 25<sup>th</sup>, June 2019 was English is not a compulsory subject. Meanwhile, English as an interlude subject from all the subject instead. In line with the result of the wisdom taken by ministry of education and culture for education curriculum 2013 that English in kindergarten and elementary school is not a compulsory subject for students.

To conduct English lesson, the students of PAUD Terpadu Joy Kids provided “Citra TK (learning magazine)”. In this learning magazine, there was

only one page for English material, while the other materials were served in Indonesian language. It was exactly not enough for students to learn English even though English is not a compulsory subject. The students there need particular material of English which can support students effectively to learn English and assist them to enrich their vocabulary in their absorbing period. Therefore, the development of English material is needed.

The situation of English in Kindergarten as what have been described above is actually not relevant to some theories of the researchers related to learning process of young learners especially for learning a language. According to Olpińska-Szkielko (2015: 63), the age of 3 to 5 years is called as the sensitive period or golden moment for children to study a language. It is in line with Stec (2016: 2761) stated that children between 3 to 5 years old develop holistically and systematically, they learn to acquire the first or second language naturally by repeating the sound pattern in new words accordance with early language education which based on listening and later on speaking. That is because they still depend on language acquisition, so that the process of acquiring new language will be more successful than at later age. It is similar to the belief that “younger is better” (Pransiska, 2016:251).

Young learners have their own characteristics that possibly influence learning and teaching process. Therefore, teachers need kinds of material to be provided by considering young learners characteristics. Children’s language acquisition ability then becomes a fundamental thing in teaching English. *Critical Period Hypothesis* (CPH) stated that the ability to learn a native

language from birth up until puberty is an optimal period for language acquisition (Abello-Contesse, 2008: 170). As Pransiska (2016:250) stated that young learners are like a sponge, they soak up everything said around them and how it is said. It is proved by the moment when children are easily to absorb and imitate everything around them. Based on Pinter in Juhana (2014: 43) young learners prefer to learn and to explore concrete thing to abstract thing and supported by Harmer which stated that young learners will comprehend more when they experience it such as see, hear, and touch. Consequently, Teaching young learners is not in term of explanation only but let them experience it, let them involve in it and they will understand more. Teacher's creativity is necessary in teaching young learners by implementing media in order that they are able to avoid teaching abstract thing. The statement is as what is stated in Al-Qur'an, Surah al-Kahf, Verse 66

قَالَ لَهُ مُوسَى هَلْ أَتَّبِعُكَ عَلَى أَنْ تُعَلِّمَني مِمَّا عُلِّمْتَ رُشْدًا ﴿٦٦﴾

*“Moses said to him, “May I follow you on (the condition) that you teach me from what you have been taught of sound judgement?””*

Considering learning characteristics and needs of early young learners, the researcher decided to develop English material for early young learners which was arranged through themes. Each theme contains of vocabularies, exercises and colorful pictures as stated by Suyanto (2014:47) that children will be generally faster to learn words or vocabulary through visual media, for example pictures or real things. In addition, teaching early young learners



should be focused on one scope rather than teaching them randomly about something. It is appropriate with the rule of ministry of education and culture about national standard on children education, verse 9<sup>th</sup> illuminates that a whole material should be presented on theme and sub-theme which is contained of some elements such as religion and moral value, abilities in thinking, language, social-emotional, physic-motoric, and appreciation of art. Moreover, it is supported by statement from Shin (2007) who states that young learners learn by thinking in term of theme, they are able to deal with one topic or subject at a time.

This development applied ADDIE model in order to design and develop material based on students' need. It stands for (Analysis, Design, Development, Implementation, and Evaluation). This model was chosen since it provides simple procedure to design and develop materials. Therefore, by applying ADDIE to design and develop materials the students will achieve the goal and objective of the learning purposes (Mubar, 2015:316).

Based on the statements above, the researcher designed and developed English material for young learners at PAUD Terpadu Joy Kids which focused on *Myself* theme. The researcher developed a new English materials and exercises which was able to make children interest to learn English. The students were expected able to enrich their knowledge about English if the teacher implemented this product in their teaching and learning process.

## ***B. Research Questions***

Based on the background above, the main problem of this research was how to develop English material for young learners which focused on My-self theme. However, the specific problems of this research were formulated as follows:

1. What are the needs of early young learners at PAUD Terpadu Joy Kids Makassar for English printed material on theme of Myself?
2. How is the English printed material on theme of Myself designed for early young learners at PAUD Terpadu Joy Kids Makassar?
3. How is the English printed material on theme of Myself developed for early young learners at PAUD Terpadu Joy Kids Makassar?
4. How is the evaluation result of English printed material on theme of Myself developed for early young learners at PAUD Terpadu Joy Kids Makassar?

## ***C. Research Objectives***

This research aimed to develop thematic English material for early young learners. However, based on the research problems above, the specific objectives of this research were:

1. To analyze the needs of early young learners at PAUD Terpadu Joy Kids Makassar for English printed material on theme of Myself.
2. To know the design of English printed material on theme of Myself developed for early young learners at PAUD Terpadu Joy Kids Makassar.

3. To know the development of English printed material on theme of Myself for early young learners at PAUD Terpadu Joy Kids Makassar.
4. To know the evaluation result of English printed material on Theme of Myself developed for early young learners at PAUD Terpadu Joy Kids Makassar.

#### ***D. Research Significances***

The result of this research was expected to bring the following benefit:

1. Theoretical Significance

Theoretical significance of this research is as an additional reference of English materials for early young learners which is adjusting the students' need and considering the principles in developing materials for young learners.

2. Practical Significance

The result of this research is expected to bring benefit in practical side for people as follows:

- a. For early young learners

The result of this research can be a practical media which help the learners especially for early young learners in learning English easily, being able to learn by their own self, and introducing some vocabularies related to *My-self* theme specifically in *The Five Senses* theme

b. For teacher

The result of this research can help the teacher in teaching English by implementing the material based on students' need. In addition, the teacher can observe the student's progress by looking at some exercises provided in this book.

c. For future research

The product of this research is expected able to be a reference for the next researcher when conducting research related to developing English material for early young learners.

**E. Research Scope**

This research was focused on developing English material for early young learners. There were five developed materials with themes *My-self*, *Environment*, *Plant*, *Animal*, and *Occupation*. While, this research itself evolved on *Myself* theme which consisted of some parts called theme sub. However, the researcher here only concerned on theme sub to develop. The content of the product was completed by visual (picture) and exercises. The picture was used to express the material on purpose to help the student easier to understand the contents. In addition, to observe the learners understanding with the material, the researcher completed the learning activity with exercises. The exercises are able to be the resource for teacher or parents to know learners' knowledge in English language over using the product.

The product of this research was in form of printed material and used ADDIE model to develop it. The process was consisted of analyzing,

designing, developing, implementation, and evaluation. However, due to the limited time, budgeting and the pandemic in finishing this research, the implementation process was not conducted. Therefore, the evaluation phase was conducted directly after developing material.



## CHAPTER II

### REVIEW OF RELATED LITERATURE

#### *A. Literature Review*

##### **1. Review of Related Research Findings**

Various researchers had conducted the research related to English material design or develop. As the reference from the previous research, the researcher provided some related research in this section. The first is, Miftahul Khair Nur Ali Mubar (2015) in his article “Developing English Learning Materials for Young Learners Based on Needs Analysis at MTsN Model Makassar”. He conducted research and development to develop English speaking material for young learners in level of junior high school. He used ADDIE model and applied all steps of that. The researcher found that the material the students learn had some weakness. Therefore, the researcher designed English speaking material based on student’s need and government rules. The result of this research carried out to create speaking materials which consisted of six rules as main topic and 18 activities, the product presented in 24 pages.

The second is the research from Hikmawati and Djuwairiyah (2017) under the title “Developing Greeting and Self Introducing Materials Dealing with 2013 Curriculum of the Seven Grade in MTsN Balang-Balang”. This research used Research and Development design, and applied ADDIE model. The aim of this research was to develop the basic module and as an additional references for teacher related to English material accordance with 2013

Curriculum. As the result, this research was success to create product which appropriate with the syllabus of 2013 curriculum and student's material need.

The third is the research from Uli Agustina Gultom (2016) conducted developing English material for nursing student at Borneo University of Tarakang. The problem of nursing students at Borneo University was lack of vocabulary especially in their field of study, and their opportunity to practice it. As the result of need analysis, the researcher obtained various activities, setting, teacher and student's role which was needed of student mostly. This research found a well develop which was able to be seen from students' response on the effectiveness of the materials.

The fourth is the research from M Yuliana et.al. (2018) organized the development thematic materials using project based learning for elementary school. There were four stages using in this research, those were definition stage, design stage, development stage, and stage of dissemination. The product of this research succeed to obtain conversion of students' score "3,83" by implementing three aspects. Those aspects were media experts, material experts, and linguistics experts. The score "3,83" was belongs to the category of "Very good".

The fifth is from Febriyani Asih Rahayu (2014), her research was "Developing English Learning Materials for Grade XI Students of Fishery study program". The objectives of this research was to describe the target needs and learning needs of the students and develop English learning material for grade XI students at Fishery Study Program. The result of this



study was adjusted with target needs and learning needs. Based on the expert judgment data, the developed materials were categorized “very good”.

The sixth is the research from Vinta Cahyaningsari and Mursid Saleh (2016). Their research was “Developing English Materials Using English-Indonesian Mixed Song Lyrics to Teach Vocabulary”. Seeing that the students of Isriati Baiturrahman 2 Elementary School Semarang did not enjoy in learning English using method that the teacher done. Moreover, The students needed an interactive material which was able to make them enjoy and easy in learning vocabulary. Therefore, the researcher intended to develop English material by using song lyrics to teach vocabulary. In addition, the result obtained from using English-Indonesian mixed song lyrics was effective to teach vocabulary.

The relation between this research with the previous research above, there were some differences and similarities. They were similar in developing English material by utilizing ADDIE model. While the differences were on their subject and model developed, each of them focused on elementary school, university student, junior high school, vocational high school. While this research itself was focused on early young learners. Moreover, this research developed material which focused on one theme in form printed material.

## **2. Some Pertinent Ideas**

In this theoretical foundation, four pertinent ideas were provided to support well understanding to this development. These terms are about

material development, theme based material, need analysis, and curriculum content of kindergarten.

#### **a. Material Development**

##### **1) Theory of Material Development**

Material development consists of two aspects which is as a practical undertaking and as a field of study. Material development as a practical undertaking is an activity involving producting, evaluating, adapting, and exploiting material to facilitate language acquisition and development. Meanwhile, material development as a field of study includes a process of designing, writing, implementing, evaluating, and analyzing the learning material (Azarnoosh, et.al, 2016). Material development is able in many forms, as well as Tomlinson (2011) stated in his book that material developers may write textbooks, tell stories, bring advertisements into the classroom, express opinion, provide samples of language use or read a poem aloud. Furthermore, whatever will be provided as input, the developer need to be based on the ideal principle of development in order to create an effective language learning.

##### **2) Principles of Second Language Acquisition Relevant to The Development of Materials for The Language Teaching**

Based on Tomlinson (2011), there are several principles of material development that developer should pay attention. These principle is presented as follows:

a) Materials Should Achieve Impact

The materials achieve impact to the learners when their interest, curiosity, and attention are attracted. There are some points should be considered in order to achieve impact of the materials, those are:

- (1) Novelty (e.g. unusual topics, illustrations and activities)
- (2) Variety (e.g. breaking up the monotony of a unit routine with an unexpected activity; using various text-types taken from many different types of; using a number of different instructor voice on CD);
- (3) Attractive presentation (e.g. use of attractive colours; lots of white space; use of photographs);
- (4) Appealing content (e.g. topics of interest to the target learners; topics which offer the possibility of learning something new; engaging stories; universal themes; local references);

b) Materials should help learners to feel at ease

The developers are responsible to create enjoyable experiences of learners' learning through the development material. During the learning process, there are three foundations that might represent the situation of learners, those are:

- (1) Most learners comfortable with written materials with lots of white space than the materials in which lots of different activities are crammed together on the same page.
- (2) Most learners feel at ease with text and illustrations that they can relate to their own culture.
- (3) Most learners are more relaxed with materials which are obviously trying to help them to learn than they are with materials which are always testing them.

c) Materials should help learners to develop confidence

Material development should help the learners to develop their confidence through material by providing stimulative, problematic, and achievable task which try to push learners slightly beyond their existing proficiency.

d) Materials should require and facilitate learners' self investment

The developed material should include activities which can offer profit to learners by investing their interest, effort and attention to the learning activity. Materials can help learners to achieve their self-investment by providing them with choices of focus and activity, giving them control, and engaging them in learner-centered discovery activity.

**b. Theme-Based Material**

Teaching which concern on a theme facilitate the learners to learn vocabulary in many items that will extend the comprehension of

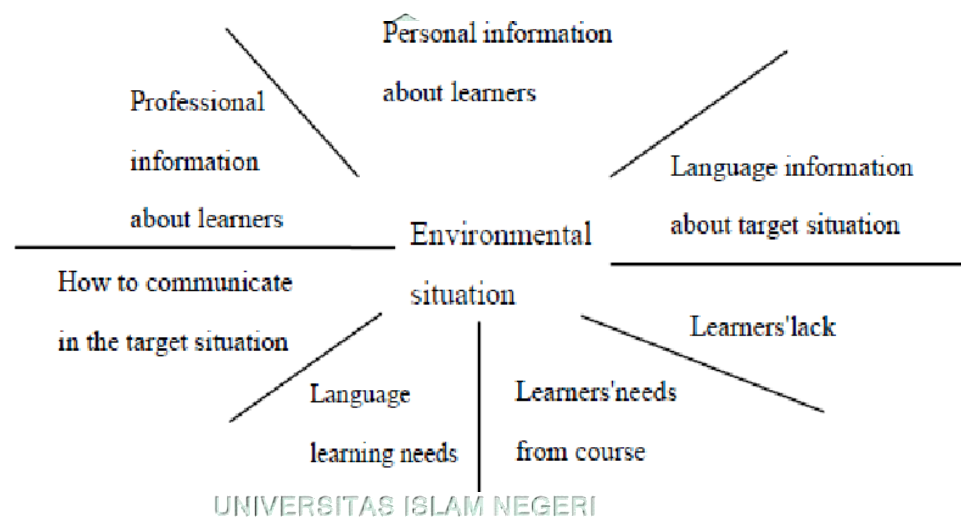
vocabulary meaning and use vocabulary items that have been learned before which may be met again in the different context (Cameron: 2001). In addition, Shin (2007) stated that young learners learn by thinking in term of theme, they are able to deal with one topic or subject at a time. Therefore, teaching that is integrated around a theme will be more suitable for young learners since it can support them to learn naturally.

### **c. Need Analysis**

Need analysis is important in every phase of educational process. It is necessary to know the learners' objectives, language attitudes, expectations from the course and the learners' habits in learning (Kaur,2007). It examines what the learners already know and what they need to know (Nation & Macalister; 2010: 25). It is in line with Brown (2005: 269) state that the concept of needs analysis is commonly refers to the process involved in gathering information about the needs of a particular client group in industry or education. In addition, need analysis aims to determine and to arrange the needs of learners related to language requirements which is according to their priorities. The information about objective needs can be collected by questionnaires, personal interviews, data collection (e.g analyzing text book and exam paper), in formal consultation with teacher or learners. While subjective needs can be gathered through learners' self-

assessment using list, scales, questionnaires, and interview (Nation & Macalister; 2010: 25).

To obtain information by conducting need analysis, the theoretical framework derived from Dudley-Evans and St.John (1998:125) was used as the guideline to create instruments for need analysis. The terms in the framework were defined as follows:



**Figure 1.** Dudley-Evan and St.John Need Analysis Framework

- 1) Professional information about the learners referred to the activities which engaged the learners to use English as a target-situation analysis (TSA) or objective needs.
- 2) Personal information about the learners related to the factors which affected the learners to learn English such as previous learning experience, reasons for attending the course and expectation of it.
- 3) Language information about target situation referred to present situation analysis (PSA) or the current skill of language of the

learners. It allowed the the researcher to know the learners' lacks toward the target language.

- 4) Learners' lacks referred to the gap between present proficiency and target proficiency.
- 5) Learners' need from the course referred to the learners' want to achieve from the course
- 6) Language learning need referred to the effective way that learners were going to do related to learning target language.
- 7) How to communicate to target language was related to how the language used in target situation-linguistic analysis, discourse analysis, and genre analysis.
- 8) Environmental situation referred to information where the course was going to take place.

#### **d. Curriculum Content for Kindergarten**

The regulation of education and culture ministry of Indonesia number 146 year 2014 about the curriculum 2013 stated that curriculum structure for kindergarten or childhood education involved some development programs, those were:

- 1) Self development program related to religious and moral value is an embodiment of learning environment in order to develop good behavior sourced from religious and moral value and from the social life in the context of playing.



- 2) Self development program related to physical and motoric is an embodiment of learning environment in order to develop kinesthetic maturity in the context of playing.
- 3) Self development program related to cognition is an embodiment of learning environment in order to develop thinking process in the context of playing.
- 4) Self development program related to language is an embodiment of learning environment in order to develop language use in the context of playing.
- 5) Self development program related to social and emotional is an embodiment of learning environment in order to develop sensitivity, attitude, and social skill in the context of playing.
- 6) Self development program related to art is an embodiment of learning environment in order to develop exploration, expression, and art appreciation from social environment in the context of playing.

### ***B. Conceptual Framework***

Conducting development material, the developer should consider two crucial things in order to support the effectiveness of English Material for learners. First, the developer had to know to whom this development would be addressed. Then, need analysis was crucial to conduct before developing material.

In this research, the researcher focused on developing English material for early young learners. Scott and Ytreberg (1990) divided young learners into two groups, one between 5-7 years old as the level one or beginner stage and another 8-10 years old which might also be beginners or learn foreign for some time. Based on the experts at Tufts University in Mobar (2015), specified four categories of children, they were infants (0-2 years old), early childhood (2-6 years old), child (6-13 years old), and adolescents (13-16 years old). Moreover, The *Critical Period Hypothesis* (CPH) stated clearly that the ability to learn a native language from birth up until puberty was an optimal period for language acquisition. During this critical period, language acquisition was proceeded easily, quickly, and without external involvement (Abello-Contesse, 2008: 170). However, this research would like to focus on young learners who attended kindergarten age 4-5 years old.

Before developing material, there were some processes should be conducted. The first thing should be known by the researcher was the specific language needs of student. The information was able to be obtained by conducting need analysis. It was accordance with the statement from Nurwahidah (2017:1) that before providing English material, student's need should be considered and should be presented in a good way. In order to obtain the specific language needs of student, need analysis was also used to identify the content of language materials. All the information were obtained by observing the existing material, consulting various experts (such as teachers, administrator, and employers), and investigating the subject directly.

The result of need analysis would be a limitation of innovation in developing material.

Some approaches was proposed by Dudley-Evans and St. John (1998: 125) about conducting need analysis in order to meet the needs of learners. First, knowing the environment situation in which the course will be run. Second, observing personal information which affecting the learners' way to learn. Third, observing the specific language skill of learners. Fourth, looking for learners' lack in term of English material. Then, the learners' professional information, such as the student's task or activities over English learning. The last is find out the way to communicate in target situation- knowledge of how language and skills are used in the target situation such as register analysis, discourse analysis, and objective analysis. The approaches above became a direction over conducting research.

After conducting need analysis and obtaining students' need, the research started to design and develop the material. In order to design and develop material, there were several principles of material development that researcher should pay attention (Tomlinson,2011) those were, materials should supply well impact to the learners, help students to feel enjoy over the learning process, able to encourage learners to be confidence, and including activities which present profit for learners to improve their skill.

In this research, the researcher meant to develop English printed material based on theme, that was "Myself". It was appropriate with the regulation of

Education and Culture Ministry of Indonesia about young learners education which the content should be in form theme or theme sub. In accordance with Soni (2015) stated that by implicating various activities and letting learners experiences through material based on themes would help learners learn some ideas around them. It allowed the students to focus more on the content and communication than on language structure. Therefore, learning through thematic materials helped learners to obtain specific vocabulary which easy to understand because it was related to their surroundings.

There were several items which were involved in “Myself” theme such as part of body, characters, etc. The product was dominated with pictures and exercises. According to Olpińska (2015: 64), using pictures to describe an item to early young learners will be easier to understand because they are shown how the item looks like, how the smell is, or how the sound is. In addition stated by Suyanto (2014:47) that children will be generally faster to learn words or vocabulary through visual media, for example pictures or real things. Supported with Piaget (2015:3), children in their preoperational stage or age 2 to age 7 is able to use symbol in representing words, images, and ideas. In this stage, children may learn language through pretend play that will impact their language development. Therefore, the content of the material consisted of vocabularies with colorful pictures, and exercises. Besides using picture for vocabularies, there were some exercises for students to improve their cognitive competence and to reinforce their understanding related to the existing material.

## CHAPTER III

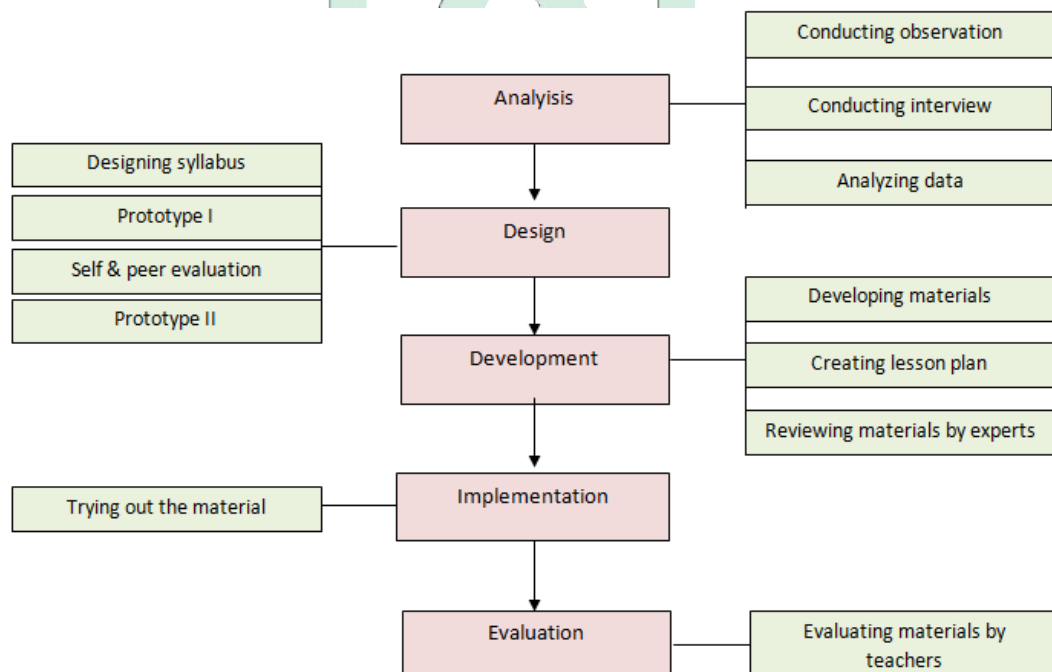
### RESEARCH METHODOLOGY

#### ***A. Research Methodology***

The research design in this study used by the researcher was Research and Development (R&D). Borg, Gall, and Gall (2003) in their book *Educational Research and Introduction* stated that research and development is a process used to develop and validate educational products. The steps of this process are usually referred to the R&D cycle, which consist of studying research findings, developing the product based on the finding, field testing in the setting where it is used eventually, and revising it to correct the deficiencies found in the field testing stage. It mean that all the developmental process has to be continued by validating the product to know specifically the result of new product and the different between obvious product and new product. Therefore, the researcher used R&D because this method has a systematic process in developing instructional material such as in developing English material.

The researcher applied ADDIE model as one of model in Research and Development. ADDIE model stands for some components in the process of creating instructional design, those are Analysis, Design, Develop, Implementation, and Evaluation. However, the implementation in this research was not conducted by the reason of pandemic. Directly, the evaluation of the product was conducted after developing material. The ADDIE model is an approach to help the instructional designer, developer,

and may be a direction for teacher to create an effective and efficient teaching by applying ADDIE's process in every instructional product (Aldoobie, 2015: 68). Based on the statement of Branch (2009:2), ADDIE model is a product development concept which attends to be a guiding framework for complex situation that appropriate in developing educational product and other learning resources. In addition, ADDIE is more than a tool for applying behavior in learning principles, however this model has been through step by step procedures design which enable people to develop a current instruction model by adapting complex technological, cognitive, and relational Issues (Gagne et al., 2005). Hence, it is able to conclude that ADDIE model is a guidance in producing an effective design.



**Figure 2.** Research and Development Method

## ***B. Research Subjects***

Based on the problem, the subject of this research was kindergarten in the stage of early young learners. In this case the researcher picked the subject up of early young learners at PAUD Terpadu Joy Kids Makassar. The subject was selected based on purposive sampling. To be more specific, the participant involved in this research were:

- 1) Early young learners (target group): 20 Students at PAUD Terpadu Joy Kids Makassar were involved as the target group in this research.
- 2) Teacher (audience group): a teacher at PAUD Terpadu Joy Kids became the source in need analysis specifically on interview.
- 3) Expert: 2 experts were involved in reviewing the product before implementation. The product was checked and revised until it was appropriate indeed.

## ***C. Research Instruments***

In this research, the researcher used three instruments. Those were interview guidelines, document, and validation checklist. Document and interview guidelines were used at the same purpose to collect students' need. Document could be an additional information over conducting this research. Meanwhile, validation checklist was used in order to evaluate the product.

- 1) Interview guidelines were used to collect information of need analysis. In the interview, the researcher wanted to know about the learning needs of students over the theme, personal information of student, the language

competence of student, the barriers of teacher in delivering the material, and the teacher's willingness in teaching English. It aimed for researcher to decide which vocabulary or material of The Five Senses theme for kindergarten was suitable to involve in the material.

- 2) Document needed here was syllabus, weekly lesson plan, daily lesson plan and the existing English material of PAUD Terpadu Joy Kids which were used as an additional reference in developing new English material.
- 3) Validation checklist was used as a benchmark and given to both of experts in evaluating the product. Here the indicator that was used in organizing the content of validation checklist.

**Table 1.** The organization of validation checklist

| Statement Number | The purpose of the statement  | References  |
|------------------|---|---|
| 1-3              | To find the information about the relevance of the material   | Tomlinson, 2013   |
| 4-6              | To find the information about thematic material (Environment, Occupation, Myself, Plant, and Animal)  | Soni, 2015  |
| 7-9              | To find the information about the learning activities in the developed material   | Soni, 2015  |
| 10-11            | To find the information about the skill and competence in the developed material  | Suyanto, 2007   |
| 12-14            | To find the information about teachers' role toward the developed material  | Tomlinson, 2013   |
| 15-17            | To find the information about learners' role toward the developed material  | Tomlinson, 2013   |
| 18               | To validate the aspects of kindergarten students growth (Morality and Religion, Physic-Motoric, Cognitive, Language, Social Emotional, and Art) | Ministerial Regulation of Education and Culture Ministry no. 146 2014 on Curriculum of Kindergarten |



|       |  |                                      |
|-------|--|--------------------------------------|
| 19-21 | To find the information about the appearance of the developed material | Piaget in Boundless Psychology, 2015 |
|-------|--|--------------------------------------|

#### ***D. Data Collection Procedure***

Data collection procedure in this research was based on ADDIE model that is used in developing material. To be more specifically, Yassi & Kaharuddin (2018) stated in their book that ADDIE model only has three steps. First, preliminary phase (conducting need analysis). Second development phase (designing syllabus and developing material) and third is review phase (implementing and evaluating material). However, in this research, the review phase was only conducted evaluation of material seeing that the pandemic which limited the process to conduct implementation product. To be more detail, data collection procedure of this research can be seen as follows:

- 1) Data collection procedures were begun with need analysis. Before conducting need analysis, the researcher designed interview guidelines which was constructed based on theoretical framework of Dudley-Evan and St. John (1998: 125). After that, the interview guidelines were distributed to the expert I and II to be validated in order to make the appropriate interview guideline. Then, the valid interview guideline was used to interview the teacher of PAUD Terpadu Joy Kids. After gathering information from the teacher, the researcher involved document such as syllabus, weekly lesson plan, daily lesson plan and the existing

material to obtain a valid data. The whole information from this process was called as inventory needs.

- 2) The inventory needs were created into syllabus which became prototype 1. Then, the researcher conducted self-evaluation and peer-evaluation in order to check whether this prototype had been appropriate enough. The result from this evaluation became prototype 2.
- 3) After designing syllabus, the researcher began to create materials based on the syllabus framework. The developed material was distributed to the expert 1 and expert 2 in order to review the developed material. The researcher might have some suggestion or comment from experts related to the material to be improved until the materials had been well develop and could be used in the classroom.
- 4) The developed material in this research was not be implemented by the reason of pandemic. Therefore the developed material was directly evaluated by two experts through validation checklist in order to determine the quality of the product.

#### ***E. Data Analysis Technique***

The data obtained from the interview was analyzed qualitatively based on Mill and Gay (2016) theory and enclosed in form of transcript. The data from the experts and teachers became an attachment and deliberation for the researcher in developing materials and exercises in the form of description of the products, comments, notes, and suggestions. Meanwhile, the data obtained from validation checklist was analyzed quantitatively by using percentage

formula. The process of both qualitative and quantitative analysis could be seen as follows:

## **1) Qualitative analysis**

### **a. Reading/Memoing**

In this part, The data from interview was read while wrote memos about the information obtained. Then, the initial thoughts and the point of the data were recorded and written in notes in order to get the initial sense from the data.

### **b. Describing**

In this phase, the participants, the setting and the phenomenon study were developed thorough and described comprehensively in order to convey the rich complexity of the research.

### **c. Classifying**

In this phase, the data in form field notes and transcript were broken down into small pieces of data then integrated into more general categories in order to make sense and found connection among the data.

## **2) Quantitative Analysis**

In this phase, the researcher distributed validation checklist to the expert in order to get evaluation of research product. The content was in form of yes and no question. The total responses were accounted by using percentage formula as follows:

$$P = \frac{f}{n} \times 100\%$$

**Figure 3.** Score Formula

Symbols:

P = Presentation

F = The Frequency of The Responses

N = The Ideal Score Total

After obtaining the total of the response, The mean score of respondents' perception were described by the following scale:

**Table 2.** Rating Scale

| Grade Scale | Verbal Scale |
|-------------|--------------|
| 81-100      | Very Good    |
| 61-80       | Good         |
| 41-60       | Sufficient   |
| 21-40       | Bad          |
| 0-20        | Very Bad     |

Source: Sugiono, 2012, p.95

## CHAPTER IV

### FINDINGS AND DISCUSSION

#### *A. The Needs of Early Young Learners for English Material*

Analysis phase is a phase where the researcher should gather a wide range of information toward students need. According to Dudley-Evans and St John (2011), need analysis encompass some aspects, those are present situation analysis, target analysis, and learning need analysis. Present situation analysis refers to the identification of learner's weakness or lack (Petrova, 2008). Meanwhile, target analysis or objective need refers to the requirements of language used in context. Also, learning needs or subjective needs discuss about how the learner's perceptions toward the course should be like. Analyzing the need of students at PAUD Terpadu Joy Kids included three systematic processes based on Brown (1995) in (Kaharuddin, 2018). Those phases are making basic decision about the need analysis, gathering information, and using the information.

##### **1. Making Basic Decision About The Need Analysis**

There are some points that should be thought before designing syllabus such as who will take parts in this research, information types that will be gathered and the point of view that should be presented.

##### **a. Target Group**

Target group refers to the group of people whose information are needed and to whom this material will be developed. This research was

conducted at PAUD Terpadu Joy Kids Makassar which was consist of 20 students as target group.

#### **b. Audience**

Audience is a person who become a guidance during the learning process. Moreover, a teacher was involved in need analysis as the main source of information.

#### **c. Expert**

Expert is a person who check the material and give additional notes regarding the information collected. The expert helped the researcher by revising material in order to make an appropriate material with the target group. 2 lecturers took parts as the experts in this research, one is from English Education and another is from Early Childhood Education.

After specifying the people who took parts in this research, the researcher started making instruments as a tool to gather students' information over English material. There are some points that should be paid attention by the researcher in making instrument.

#### **a. Classroom-Learning Analysis**

Classroom learning analysis was utilized in this research in order to investigate how the classroom learning should be. Through the investigation, the researcher obtained some information such as what the selection and the order of the course content were, what the teaching method was, what activities that would engage students were, and what material that would be used was.

### **b. Objective Need**

Objective need looked into the language requirements which was used in context where the students were likely to use it. Students' language requirements obtained by asking in order to make the developing topic easier.

### **c. Learning Process**

Learning process referred to student activities over learning English in the classroom.

Three points above were taken into consideration before creating interview guideline. The instrument was validated by the validator to check whether it was capable to use or not until the validator verified the instrument as a sign that it was ready to use.

## **2. Gathering Information**

After designing instrument (interview guideline) and validating it, the researcher utilized interview with the teacher to know the students' need at PAUD Terpadu Joy Kids over English material. Getting the information about students' need helped the researcher to develop material easier. The interview guideline consisted of 15 questions which was asked to the teacher as the person who knew the students' need particularly through daily English learning. The result of interview section was used as the source in developing the material.

The questions on interview guideline were created by using several theories of material development for children.

- a. Professional Information refers to the objective of English material given to the students
- b. Personal information refers to the factors which affect the English learning of the students.
- c. Language information refers to the present situation of students' English skill
- d. Learners' Lack refers to the gap between students' English proficiency and the target language.
- e. Learners' need refers to what the students need to learn over the English material
- f. Language learning need refers to the activities that will engage students to learn English.
- g. How to communicate to the target language refers to how the language is used in target situation-linguistic analysis, discourse analysis, and genre analysis.
- h. Environmental situation refers to the condition of place where the learning will occur.

### **3. Using The Information**

The information obtained from need analysis process was a basic information in developing syllabus, material, and teaching strategy. That information was presented in form of interview transcript.



## a. The Data from Interview

### 1) Professional Information

The professional information in interview section consisted of two questions. The first question was aimed to know whether English exist in kindergarten and the second question was aimed to know whether English necessary to be taught to early children. Moreover, if English existed in kindergarten, the researcher would asked about how the English introduced to the student was.

According to the interview with the teacher, it showed that English was not a compulsory subject in kindergarten. It was just given as the interlude and introduced to provide basic knowledge to the students. The interview transcript can be seen as follows:

a) R: *Do you think English is neccessary to be taught in kindergarten?, Could you please give the reason?*

T: *Absolutely, English is necessary to be taught especially in kindergarten. However, considering students' situation which are in the current age, therefore, English is only become an interlude subject among the other subject.*

Moreover, in order to make the students easier to understand English, the teacher teach it as simple as the students could understand by introducing some vocabularies related to the theme they learned that day. The interview transcript is presented below:

b) R: *How is the process of introducing English in PAUD Terpadu Joy Kids?*

T: *Considering English as the students' foreign language, thus we as teacher just teach them some basic English vocabularies which related to theme they learn.*

## 2) Personal Information

Personal information in this research referred to the student's personal side when they learned English. Based on the interview with the teacher.

a) R: *How is the response of the students when they learn English?*

T: *The students are active when the learning process take place.*

b) R: *How long is the duration of English class in PAUD Terpadu Joy Kids?*

T: *Caused English is an interlude subject in kindergarten, so there is not specific time for English learning. Usually, it is introduced in every lesson for 2 hours every school day.*

## 3) Language Information

Language information referred to the students' English ability such as their skill or their comprehension.

a) R: *To what extent is the English skill of the students in PAUD Terpadu Joy Kids?*

T: *The students only know how the words are pronounced. While they cannot write even read that words correctly.*

b) R: *How is the vocabulary comprehension of the students in PAUD Terpadu Joy Kids?*

T: *The students still have lack comprehension seeing that the limitation of English vocabulary. In addition, it is not used for them in their daily.*

#### **4) Learners' Lack**

The researcher obtained information related learners' lack after interviewing the teacher. Same as the other students generally, the students at PAUD Terpadu Joy Kids were also easy to get bored when the learning process took place. If the students were not interested in the material they would not pay attention with the teacher. In addition, they did something comfortable for them such as playing with friends or any others. This condition then affected to the learning process which became ineffective. The transcript can be seen as follows:

a) R: *What is the difficulty of the students in PAUD Terpadu Joy Kids when they learn English?*

T: *Hm... considering english is new for them and they do not have any prior knowledge about English, consequently they were easy to get bored when the material even the activity was not interested for them.*

#### **5) Teachers' characteristics**

In this part, the researcher found how the teacher conducted learning activity in the classroom. Because of the teacher graduated

from English education department only one, so the teacher preferred to teach general English which was familiar to be taught. Sometimes, the teacher faced difficulties when pronouncing words. Moreover, it can affect the learning quality. The transcript is presented below:

a) R: *What is the difficulty experienced by the teacher in teaching English?*

T: *There are three teachers in this kindergarten including me and the headmaster. Unfortunately, only one teacher graduated from English education department while he cannot teach here every day. It is a challenge for me when teaching English caused I am not an English student ever. When the students are moving to introducing English section, sometimes I do not know the correct pronunciation of words.*

#### **6) Learners' need**

Learners' need related to the information of students' need over learning English material. During the interview, the teacher showed their syllabus which was constructed based on kindergarten's curriculum. There were various themes chosen, one of those was My-self theme. The transcript is presented below:

a) R: *is the theme of My-self material appropriate for English learning and teaching program ?*

T: *yes it is. My-self theme is included in school syllabus.*

*b) R: then, what is the students' achievement expected from the English learning program?*

*T: we expect that the students are capable to know and mention English words correctly. Even though we really expect they can use that words in their daily.*

## **7) Language learning need**

The need of language learning should be known in developing material which was capable to find out the effective way to learn target language for students. The questions related to language learning need consisted of three questions asked to the teacher. First was the information about present learning activity, second was about target learning activity and the last was the appropriate material designed for students particularly early young learners. After conducting the interview, the teacher recognized that they had tried to teach introducing English to student. However they realized that the students' English material and the activity should be improved. The transcript is presented below:

*a) R: What kind of activity applied during the English learning process at PAUD Terpadu Joy kids ?*

*T: As the student in kindergarten, they will enjoy the learning process and easily to understand if the activity is fun and easy to understand.*

b) *R: what kind of activity expected in the English learning process at PAUD Terpadu Joy Kids Makassar?*

*T: The activity expected is same with the most kindergarten which the English learning activity should be fun, active, and effective for the students*

c) *R: how is the material design that suitable for children?*

*T:I think that children will be catchier with something colorful, various and concrete. The students will be easier to understand material which contained of pictures, in addition they will put their attention to something they interested with such as colorful picture and fun activity. Moreover, by providing vocabularies and pictures, it will not create a monotone learning experience.*

#### **8) Environmental situation**

Environmental situation referred to the place where the students learn. Thus, the researcher needed to identify students' environmental situation before developing material. The information contained of the learning tools and media used. The transcript is presented below:

a) *R: what are the facilities and media used to support the English learning program at PAUD Terpadu Joy Kids ?*

*T: some facilities are provided in our school such as playground for playing and cozy classroom for a pleasant*

*learning. While, we use also realia, toys, learning magazine and another additional book as the media.*

*b) R: How is the using of media in English learning program at PAUD Terpadu Joy Kids ?*

*T: The media is taking part to support students' comprehension over the material. For instance, we use realia as the illustration of the things introduce in the material.*

## **b. The Data from Document Analysis**

### **1) The Existing Material (Citra TK)**

Students at PAUD Terpadu Joy Kids applied learning magazine of Citra TK as their reference in learning. There were some various themes of this magazine which were specified into particular theme by considering students environment. The content was arranged based on the curriculum 2013 used for early young learners education. Moreover, the learning activity was integrated by some aspects. It was appropriate with the curriculum of early young learners which said that the material should support students' growth. Some aspects mean was morality and religion, social and emotional, cognitive, language, physical, and art. Each of them had different learning activity based on their particular goal. For instance, the physical aspect which aimed to require students in using their part of body. The activity might be dance or solving problems with movement.

This magazine was suitable to use for students as early young learners. It was because the content adjusted students' characteristic in learning such as colorful picture which were able to attract students' interest in learning and the basic material provided such as counting, spelling, writing, singing, Etc. However, based on the observation of all the theme existed in Citra TK, it was found that not all of the aspects exist in every theme.




**Figure 4.** The cover of Citra TK



**Figure 5.** The first page of Citra TK

**Figure 6.** Learning activity inside Citra TK



**Figure 7.** English lesson inside Citra TK

## 2) Syllabus

Syllabus is a batch of plan related to the management of learning activity, classroom management, and valuation study of student. Students' learning material at PAUD Terpadu Joy Kids were presented based on the syllabus. The syllabus used was created by applying national curriculum for early young learners inside. It was arranged once each years and divided into two semesters. There were odd semester and even semester. Moreover, each semester consisted of some themes. It was divided into some sub theme and the sub theme was contained of sub-sub theme.

**PROGRAM SEMESTER**  
**TAHUN PELAJARAN 2016-2017**

TAMAN KANAK-KANAK IDY KIDS  
KELOMPOK USIA : 5-6 TAHUN  
SEMESTER : I (Satu)

| NO | KOMPETENSI DASAR   | TEMATIKUM TEMATIKUM SUB TEMATIKUM & ALOKASI WAKTU |   |   |            |   |   |            |   |   |         |    |    |    |    |    |    |    |
|----|--|---|---|---|------------|---|---|------------|---|---|---------|----|----|----|----|----|----|----|
|    |  | DESIK   |   |   | KELAMBUHAN |   |   | LINGKUNGAN |   |   | BINTANG |    |    |    |    |    |    |    |
|    |  | 1   | 2 | 3 | 4          | 5 | 6 | 7          | 8 | 9 | 10      | 11 | 12 | 13 | 14 | 15 | 16 | 17 |
| 3  | 3.1 Mengenal kegiatan beribadah sesuai hari              | ✓   |   | ✓ |            | ✓ | ✓ |            |   |   |         |    |    |    |    |    |    |    |
|    | 3.2 Mengenal perilaku baik sebagai cerminan akhlak mulia |   |   |   | ✓          |   | ✓ | ✓          | ✓ |   |         |    |    |    |    |    | ✓  |    |
|    | 3.3 Mengenal anggota tubuh/tangan                        | ✓   | ✓ |   |            | ✓ | ✓ |            | ✓ |   | ✓       | ✓  | ✓  | ✓  | ✓  |    | ✓  | ✓  |

**Figure 8. Syllabus**

### 3) Weekly Lesson Plan (RPPM)

Weekly lesson plan was applied as a guidance for teacher in giving material weekly. It contained of some themes for one semester. The themes consisted of some theme subs. Every theme subs had several activities that was expected to be conducted during the learning. For instance, My-self theme had several theme subs, one of them was The Five Senses. Each of them had various activities which adapted the aspect from kindergarten curriculum such as morality and religion, social and emotional, cognitive, linguistics, physic, and art. Those activities were expected able to engage students to learn by doing and playing.



**Figure 9. Weekly Lesson Plan**

#### 4) Daily Lesson Plan (RPPH)

Daily lesson plan is a supporting tool used to obtain the learning process systematically. Daily lesson plan and weekly lesson plan is differentiated by the time. Daily lesson plan is a plan used a day. The material showed is more specific than weekly lesson plan, it contains of basic competence, indicator of learning achievement, learning media, and activity during the learning process which consist of three steps such as opening, main, and closing. The content is showed completely. While, weekly lesson plan is a plan used for a week which showed the material generally.

Based on the daily lesson plan applied at PAUD Terpadu Joy Kids, it was found that the teacher mostly utilized scientific learning in their teaching and learning process. Moreover, the students were asked



to observing, asking, and collecting information during the process of learning. The daily lesson plan used can be seen as follows:

**Rencana Pelaksanaan Pembelajaran Harian**  
(R. P. P. H)

Kelompok / Usia = B / 5-6 tahun  
Semester / Minggu = I / II  
Tema / Sub-tema / Sub-sub Tema = Diriku / Tubuhku / Panca Indera  
Hari / Tanggal = Kamis, 08 Agustus 2019

**Kompetensi Dasar (KD)**  
2-2, 2-6, 3-3-4-3, 3-6-4-6, 3-11-4-11, 3-19-4-19, 3-15-4-15

**Indikator Pencapaian Pembelajaran**  
Beberapa indikator pencapaian pembelajaran pada kegiatan ini, antara lain:

- Anak menangkap konsep tentang panca indera dan fungsinya
- Anak menggambar benda-benda berbau wangi, busuk
- Anak menyebutkan hasil kegiatan dengan baik. Kegiatan ini dapat dilakukan dengan cara "membak, melikat, meraba, mengonop, mencium benda-benda yang ada"
- Anak mengelompokkan benda berdasarkan kasar, halus
- Anak bergayut "Panca Indera" dengan nama yang benar

**Media dan sumber belajar**  
Kertas gambar, kertas HVS, minyak wangi, ikan, pasir, tepung

**Langkah - langkah kegiatan**

**I. Pembukaan ± 30 menit**

- Berdoa, Salam
- Beresap - atap

**II. Inti ± 60 menit**

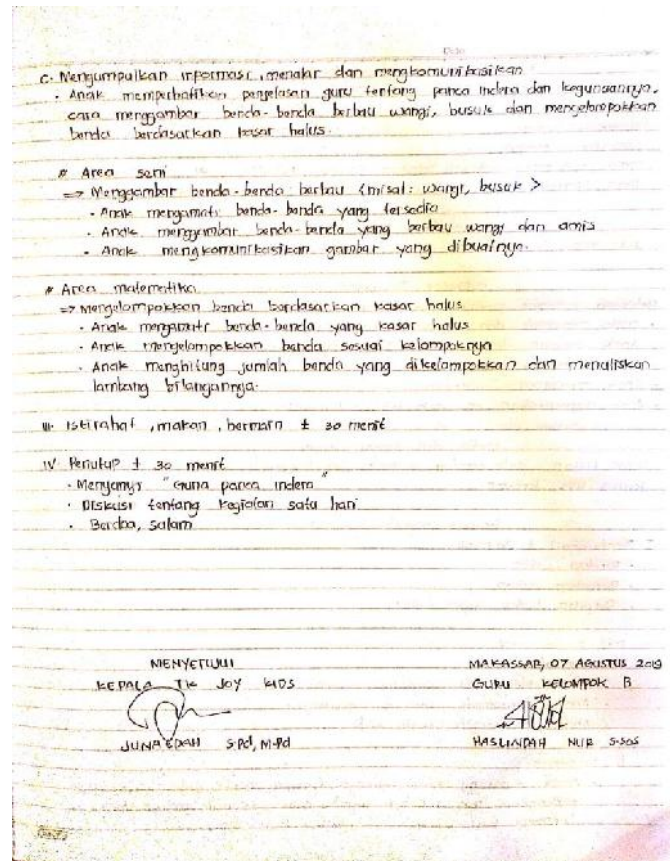
**a. Mengamati**

- Anak mengamati langsung panca inderanya
- Anak mengamati benda-benda yang tersedia
- Anak mengamati benda-benda yang kasar, halus

**b. Menanya**

- Anak diarahkan untuk bertanya tentang panca indera dan fungsinya, cara menggambar benda-benda berbau dan cara mengelompokkan benda-benda yang kasar - halus.

**Figure 10. Daily Lesson Plan**



**Figure 11. Daily Lesson Plan**

### c. Review Need Inventory of Linguistics Need

Students' linguistics need can be analyzed through students' learning ability and students' learning priority. The information related to both of them can be gathered from the interview result that has been conducted. These two information may be seen as follows:

#### 1) Learning Ability

Based on the analysis of the interview result, the researcher conclude that students' English ability in kindergarten is still lack on vocabulary seeing that the limitation of vocabulary given and the use of word which is not applied in students' daily. In addition, student's ability in learning vocabulary is just focused on the pronunciation even

the meaning of word, while they do not learn how to write the word correctly. Consequently, they still need more improvement in learning vocabulary which covered the basic level in English they should know.

## **2) Learning Priority**

The researcher identified students' learning priority through the interview result and analyzing the existing material (Citra TK) in order to recognize the material prioritized in students' learning. Based on the both sources, the researcher obtained information about the basic materials that should be introduced to students, those are vocabulary, number, simple sentence, and art activity. All of these basic material should be covered in a theme.

### **d. Review Need Inventory for Learning Need**

Need inventory for students' learning need can be deduced by knowing students' learning problem and students' learning attitude. The information related to students' learning problem covered their difficulty in achieving goal of the material during the learning process. While, students' learning attitude consist of learning preference and learning style. The information could be a concept in considering material since these were factors affecting in the learning process. Both of these information were obtained from the interview result with teacher.

### 1) Learning Problem

Based on the observation of both interview result and the existing material of students at PAUD Terpadu Joy Kids Makassar, the researcher conclude several learning problem of students in learning English, the cases can be seen as follows:

- Less reference for English activity
- Less reference for thematic vocabulary
- Easy to get bored in uninteresting material

### 2) Learning Preference

Students' learning preference is the situation where the students feel at ease in learning material even they are able to achieve goals that should be achieve in that learning process. Based on the observation from interview result, it was found that the students in kindergarten preferred to learn in several ways, those are:

- Involving students in learning process
- Having concrete thing in learning activity
- Learning with colorful material design

### 3) Learning Style

Considering students' learning preference and the result of interview. The researcher obtained several learning style of students in kindergarten especially at PAUD Terpadu Joy Kids Makassar, those are:



- Learning through playing
- Learning by picture
- Learning by video
- Learning through interesting material

### ***B. The Design of English Material for Early Young Learners***

After obtaining information from interview with the teacher, the researcher conducted designing phase. Designing phase is the next phase after need analysis in ADDIE. In this part, the researcher was necessary to design prototype and syllabus by using the information gained from the previous analysis. In addition, the researcher adapted curriculum in kindergarten as the additional information.

The syllabus was created to organize course content, so it helped the researcher to create learning material. Moreover, before arranging syllabus, the researcher should decide the kind of syllabus they were going to arrange. There were several points should be included in creating syllabus such as learning goals, learning priority, and activity.

#### **1. Learning Goals**

Learning goals was important to be identified in order to help the researcher in designing syllabus. This part was related to what the students need to achieve in the material by adjusting the result of need analysis, the current curriculum at PAUD Terpadu Joy Kids, and the skill which became the focus of the material.

“My-self” was the theme in English material that was being developed in this research which was focused on theme sub “The Five Senses”. Furthermore, there were some aspects should be included in learning goals. Those were the aspect in kindergarten curriculum such as morality, religion, knowledge, language, physical, art, and social & emotional.

## **2. Learning Priority**

Learning priority of English material syllabus developed here was focused on the reinforcement of students’ English vocabulary. There was not various vocabularies in the material. That was because it was limited by theme. Moreover, the theme material here was specified to theme sub “The Five Senses”.

## **3. Activity**

Activity referred to something that the students work on and getting knowledge from that activity. Learning activities were divided into several aspects based on the need of student in kindergarten curriculum. For instance, in the physic aspect, the students learned how to use their five senses correctly.

According to the Regulation of Education Ministry of Indonesia for childhood education number 146 year 2014, There are several steps should be done in arranging semester or creating syllabus to organize course content program or syllabus, those are:

1. Creating theme list for one semester
2. Determining time allocation for each theme
3. Determining basic competence (KD) for each theme
4. Choosing, organizing, and ordering theme accordance with the principles, such as:
  - a. Themes are chosen from what exist in children's surrounding.
  - b. Themes are arranged from the easiest one to the most complicated one.
  - c. Themes are chosen based on children's interest.
  - d. The scope of themes includes the whole development aspects.
5. Expanding themes into some subs

**Tabel 3.** Prototype Syllabus

| Theme /Sub theme             | Basic Competence   | Indicator   | Learning Activity  | Media/Learning Source   | Evaluative          | duration |
|------------------------------|--|---|--|---|---------------------|----------|
| MY-SELF<br>"The Five Senses" | 3.3 Recognizing the limbs, functions, and movements to develop gross motor and fine motor skills | 3.3.1 identifying the limbs, functions, and movements to develop gross motor and fine motor skills  | <b>"Finding my senses"</b><br>Students are asked to match function with the five senses correctly  | <ul style="list-style-type: none"> <li>• Learning materials</li> <li>• Teacher's voice</li> <li>• Picture</li> <li>• Speaker</li> <li>• Realia</li> </ul> | Students' worksheet | 60 m     |
|                              | 4.3 Using the limbs to develop gross motor and fine motor skills                                 | 3.3.2 Imitating the pronunciation of the five senses through song.<br><br>4.3.1 Performing dance which is showing children five senses ability. | <b>"Sing a Song"</b> (the teacher leads the student to read the lyric correctly then sing together)<br><br><b>"Shake your body"</b> (the students watch and listen to the instructor and making movements) |   | Observation         |          |

|  |  |   |   |  |                    |  |
|--|--|---|---|--|--------------------|--|
|  |  | 4.3.2 Following the instruction given to develop fine motor skill | <b>"Folding Paper"</b><br>(the students asked to imitate the instruction in making origami) |  | Students' creation |  |
|--|--|---|---|--|--------------------|--|

### ***C. The Development of English Material for Early Young Learners***

After designing phase had been finished, developing phase was the next phase that should be conducted. Creating the lesson plan and learning activity were developed here. Moreover, according to Jolly and Bolitho (2011:113) in Tomlinson (2013) there are several procedures should be done in developing material, those are:

#### **1. Identifying Students' Need over The Material**

Identifying students' need was conducted through interview with the teacher of PAUD Terpadu Joy Kids to obtain students' need information. Current material observation was also conducted to know the characteristic of material for kindergarten. Moreover, weekly and daily lesson plan of PAUD Terpadu Joy Kids were given and it was used as additional source of information.

#### **2. Exploring Students' Need**

In exploring students' need, the researcher deciphered four sources of information such as interview result, the existing material, syllabus and lesson plan observation. Those four sources were elaborated to obtain ideas and decided what skill or learning priority that was utilized in developing material.

### **3. Contextual Realization of Material**

Contextual realization was done in order to create a product that was able to be applied effectively. The things should be paid attention were the current condition of teaching and learning priority. The current condition of teaching could be the teacher's style in teaching. While the current condition of learning priority could be the culture of students' in learning that should be suited with the context of the material developed.

### **4. Pedagogical Realization of Material**

Pedagogical realization of material referred to how the development material used for the teacher. The development material was expected able to be understood by the teacher and it could be taught easily in the classroom.

### **5. Production of Material**

Producing material was conducted after the content of material had been created. It was produced physically in this phase. Moreover, the researcher should be considered the layout of the product in producing material.

After obtaining information from need analysis, the researcher constructed English material under the theme "My-self" which the researcher developed one of its theme sub, that was "The Five Senses". As the intention of this development, students' English vocabulary was emphasized. In order to attract students' learning vocabulary, there were several aspects should be organized such as morality and religion, social and emotional, cognitive,

language, physic, and art. Therefore, the students could learn English which was adjusted with the aspects in kindergarten curriculum.

In this part, the researcher presents the explanation of learning activity contained in the developed material. Those activities were constructed by considering some aspects. The whole developed material could be seen as follows:

### **1. Morality and Religion**

Morality and religion is one of the important aspect that should be observed on students. Those aspects is also arranged in childhood education (Permendikbud, 2015). Therefore, the student morality was supported and they conceived religious value which were directly involved in the development material in this research.

However, the data obtained from interview with the teacher at PAUD Terpadu Joy Kids stated that morality and religious aspects was not implemented in form of task context. The teacher observed and evaluated this aspect indirectly when the learning process taken place or when they interacted with their friends. Students' morality could be observed through their action and how they interacted with teacher and friends around during the learning process. While, students' religious value could be observed when they used to pray before the class begin.

In order to encourage students' understanding towards these aspects, both of them were presented through learning activity. It could be seen as follows:

### **a. Asmaul Husna**

In this activity, the students was given one from ninety nine the name of Allah SWT. That is “Al-Basiir”. Al-Basiir means Allah is the great sight. The students were asked to coloring the name by following the example provided under the name. In addition, there was a brief explanation put below the name. It was written in order to build students listening and understanding regarding the meaning of that name. Students were expected able to coloring that name well. Moreover, they were supposed to recognize God through this activity as well.

## **2. Social-Emotional**

Social-emotional aspect refers to the student’s ability in socialization, student’s ability in controlling their emotion and their ability to be an independent person. This aspect was used to know how the students’ behaved and interacted in their surroundings. The activity that the researcher develop to support this aspect could be seen as follows:

### **a. Taking decision**

In this activity, students was given cases along with picture. Then, they were asked to pretend in that situation and asking what they did if they were in that situation. For instance, the picture of pregnant person standing on the train while you were sitting down inside her, so what you should do. The cases given were cases able to find in their social life. By giving this activity, students were taught helping others since

their current age and be care with the situation around them. Moreover, the students were expected able to recognize a good and bad decision through teacher explanation during this learning activity.

### **3. Cognitive**

Cognitive aspect is the process of actualizing thinking ability into playing context in the learning process. In this material development, the researcher was going to develop 4 aspects. Those are:

#### **a. Counting Alien Eyes**

In this activity, there were some aliens which was provided into different shapes. The aliens' eyes was served into different total. Thus, the student should count the total of alien's eyes carefully. After counting, the student thicken the spelling of the number which was written into dotted line. Then, the students were leaded by the teacher pronounce that word together.

This activity aimed to introduce the students about the number written in English and how to pronounce it correctly. Besides, the student could improve their ability in counting through this activity by using their eyes to see the aliens' eyes accurately.

#### **b. What smell do I have?**

This activity implicated the function of the five senses specifically nose to know the smell of the picture provided. There were some picture provided which had different smell. However, in this activity, the researcher used the smell in general, it was just good and bad.



Before doing the task, the student should read the instruction which informed them to coloring the bad smell and good smell into the blank circle put beside the picture by using different color. The picture provided was the things that the student used to see in their surroundings.

The aim of this activity was the student could observe the smell of the things provided by looking at the picture. In addition, the students were able to understand about how to express the smell through this task.

### c. Tasting Food

This activity implicated the function of tongue which was used to feel the taste stimulation from food that enters our mouth. Every part of tongue had various respond of taste. Therefore, the activity provided picture of tongue which allocate the taste. Then, there were various food with various taste put around the tongue picture. The student's task was they were asked to match the food with their taste. In the learning process, the teacher might bring sample of food that exist, so the students were able to differentiate every taste directly. After tasting the food, every student matched the taste by drawing line correctly.

This activity aimed to recognize the various taste to the students. They were expected understand the function of tongue through this activity. Therefore, the teacher should recognize vocabularies of taste and their correct pronunciation.

#### **4. Language**

Language aspect refers to the students' competence in producing language which involving students' competence in speaking(expressive language), students' competence in communication (pragmatic), and their competence in differentiating sound (receptive language). Learning activity related to this aspect could be seen as follows:

##### **a. The Five Senses**

In this activity, the students were not work in paper. They just needed to know the English of the five senses by memorizing leaded by the teacher. Before memorizing, the student was asked to look at the picture provided. That picture was a human body with the English of the five senses followed. This activity was put on the first page because it was the basic of the five senses that the students should know that first before going to the next material. Through this material, the students were expected able to know the five senses and the correct pronunciation. The teacher might create another way in memorizing words. The way might depend on every teacher creativity.

##### **b. Finding My Senses!**

In this activity, there were some pictures given related to the function of the five senses along with the letter below. Each picture provided two choices of senses that students should choose, which one of both senses appropriate with the function. The students just needed to crosswise their answer. Then, after working on paper, the students

were guided by teacher memorizing these vocabularies in fun way. The teacher was expected able to find creative way in teaching memorization.

Through this activity, the students were expected understand the function of the five senses. Moreover, the students could acquire new vocabularies by memorizing.

## **5. Physical-Motoric**

Physical-Motoric aspect is the realization of material which becomes the process of kinesthetic improvement for students (Permendikbud, 2015). That process requires them to use their part of body actively when working or solving problems given in the material.

There were two activities provided to support physic-motoric aspect in this developed material. Those activities could be seen as follows:

### **a. Shake Your Body!**

In this activity, the researcher turned on dancing video which demanded students to follow the instruction then dance together. The teacher should also use gesture to help students during dancing process.

After dancing, the students were asked what senses they used during dancing. Therefore, the students observed the movement one by one which was implicating five senses inside. Through this process, the students were expected to be able to discover the function of the five senses even gross motor and fine motor skills directly.

### **b. Folding Paper**

In this activity, students made blinding eyes origami, so they must provide paper before starting the learning. First, the teacher gave the example in front of the students while folded the paper following the instruction provided. Then, students were asked to follow the instruction along with teacher instruction. The students should follow the instruction well and fold carefully.

This activity aimed to develop students' fine motor skill. Moreover, they were asked to observe the five senses using during folding the paper.

## **6. Art**

Art aspect refers to students' creativity and confidence. Through this aspect, students may express their confidence along with their creativity.

Therefore, the material provided could be seen as follows:

### **a. Sing a song**

In this activity, the students were given the lyrics of English song "The Five Senses" this song contained of vocabularies related to the obvious material. Thus, the students were easier to pronounce some words. In the learning process, the students listened to the audio of the song while looked at the lyrics. After that, the teacher replayed the song and then all students sang together.

This activity aimed to build student's confidence in singing. Moreover, by singing a song, the students could review the obvious material through fun way.

#### **b. My Face**

In this activity, the students were presented face picture without any senses there. Under the picture, there were some senses which would be stuck in the picture. The instruction say "Cut the picture!", so the students should bring scissors and glue to cut and to stick the senses well in the picture. Through this activity, the students' were expected able to recognize the senses on their face.

#### ***D. The Evaluation of English Material for Early Young Learners***

Evaluation phase was the next phase would be done after developing material. This phase was conducted by using validation checklist in order to obtain information related to the material developed. The information would determine the product had been appropriate or not, is the product able to be used or need revision. There were three kinds of evaluation applied, those were self-evaluation that was done by the researcher herself, peer evaluation that was done by the other researcher and last was expert evaluation that was done by two experts, one was from English lecturer and the other was from early childhood education lecturer.

##### **1. Self-Evaluation**

Self-evaluation is the evaluation done by the researcher itself as what had been said in obvious. In this research, the researcher had created English

material for early young learners at PAUD Terpadu Joy Kids under the theme “My-self” with the theme sub “The Five Senses”. In order to build students’ interest in learning English, the material developed was completed by colorful picture, audio, and interesting activities. Moreover, as the reference in creating English material, the researcher collected data from need analysis through interview and document analysis such as syllabus, weekly lesson plan, daily lesson plan, and the existing material (Citra TK).

## **2. Peer Evaluation**

Peer evaluation in this research is the evaluation that was done by the researcher’s team which consist of four people. This evaluation was conducted in order to help the researcher in assessing the product. There were some items including in evaluating the product, those were the relevancy of the material with the need of students in kindergarten, the thematic material, the learning activity developed, vocabulary, the skill and competence, the teachers’ and learners’ role toward the material, the existing of self development program, and the appearance of the material.

In evaluating material, four of validators gave different comments and suggestions, first validator suggested to make a clear instruction and examined parts that was not complete. The second validator asked to complete the aspects, core competence and basic competence in order to help teachers to identify learning goal and students’ achievement of the material. The third validator said that there were some misspelling word on learning activity, and suggested to ensure the appropriateness of the material with the basic

competence and the indicator. The fourth validator suggested to put barcode on each material which was supposed to have an audio in order to help students to listen directly the correct pronunciation of word.

Therefore, the final result from fourth of the validator showed that the material developed was good and appropriate with students' need.

**Table 4.** Peer Validation Result

| Aspect   | Indicator   | Items |
|--|---|-------|
| The relevance of the material (Tomlinson, 2013)                          | 1. The appropriateness of the material for childhood education in introducing English | 30    |
|  | 2. The appropriateness of the material toward the students' need                      | 30    |
|  | 3. The appropriateness of English material toward the age of students                 | 0     |
| The thematic material to introduce "Environment" in English (Soni, 2015) | 1. The appropriateness of Environment theme for childhood education                   | 40    |
|  | 2. The Environment theme as a part of students' interest                              | 30    |
|  | 3. The influence of Environment theme for students' English learning                  | 30    |
| The learning activities in the developed material (Soni, 2015)           | 1. The variety of activity in the developed English material                          | 40    |
|  | 2. The influence of English material toward students' active participation            | 30    |
|  | 3. The influence of English material for students to practice English                 | 30    |
| The skill and the competence in the developed material (Suyanto, 2007)   | 1. The influence of English material toward students English skill development        | 50    |
|  | 2. The influence of English material to provide thematic vocabulary                   | 50    |
| Teachers' role toward the developed material                             | 1. The use of the developed material as teaching reference for teacher                | 40    |

|  |   |              |
|--|---|--------------|
| (Tomlinson,2013)   | 2. The easiness of English material to be used by the teacher<br>3. The use of English material in evaluating students skill development  | 30<br>30     |
| The learners' role toward the developed material (Tomlinson, 2013)             | 1. The influence of English material in students' social interaction<br>2. The influence of English material in creating interactive condition in the classroom   | 0<br>50      |
| The existing of self development program in material (Permendikbud, 2015)      | 1. The appropriateness of English material the whole aspect in childhood education curriculum   | 0            |
| The appearance of the developed material (Piaget in Boundless Psychology,2015) | 1. The attractiveness of the developed material for students<br>2. The appropriateness of the input (picture, vocabulary, activity) for students<br>3. The encouragement of the input for students to learn English | 40<br>0<br>0 |
| <b>Total</b>   |   | <b>550</b>   |

$$P = \frac{550}{800} \times 100\%$$

$$= 68,75 \% \text{ (Good)}$$

### 3. Expert Validation Result

Expert validation was the last evaluation phase in this research to make sure the material developed is appropriate to be used. The expert involve here were the people who has understanding of the related study. There were two experts involved who both of them were from State Islamic University of UIN Alauddin Makassar, one of them is the lecturer of Islamic Childhood Education Department and another is from English Education Department.

The evaluation process by expert was conducted two times in which the first evaluation suggested to create the learning steps in order to show how



the activity will be applied by the teacher. Meanwhile, the second evaluation show the result of validation checklist and additional suggestion from the expert. Therefore, both of the evaluation from the expert showed that overall product has been good and has been appropriate to the theme. However, the product need to be more highlighted the aspect of scientific learning and paid attention more on the activity which did not appropriate to early young learners' ability.

**Table 5.** Expert Validation Result

| Aspect   | Indicator   | Items |
|--|---|-------|
| The relevance of the material (Tomlinson, 2013)                          | 1. The appropriateness of the material for childhood education in introducing English | 30    |
|  | 2. The appropriateness of the material toward the students' need                      | 30    |
|  | 3. The appropriateness of English material toward the age of students                 | 0     |
| The thematic material to introduce "Environment" in English (Soni, 2015) | 1. The appropriateness of Environment theme for childhood education                   | 40    |
|  | 2. The Environment theme as a part of students' interest                              | 30    |
|  | 3. The influence of Environment theme for students' English learning                  | 30    |
| The learning activities in the developed material (Soni, 2015)           | 1. The variety of activity in the developed English material                          | 40    |
|  | 2. The influence of English material toward students' active participation            | 30    |
|  | 3. The influence of English material for students to practice English                 | 30    |
| The skill and the competence in the developed material (Suyanto, 2007)   | 1. The influence of English material toward students English skill development        | 50    |
|  | 2. The influence of English material  | 50    |

|  |   |            |
|--|---|------------|
|  | to provide thematic vocabulary  |            |
| Teachers' role toward the developed material (Tomlinson,2013)                  | 1. The use of the developed material as teaching reference for teacher                        | 40         |
|  | 2. The easiness of English material to be used by the teacher                                 | 30         |
|  | 3. The use of English material in evaluating students skill development                       | 30         |
| The learners' role toward the developed material (Tomlinson, 2013)             | 1. The influence of English material in students' social interaction                          | 0          |
|  | 2. The influence of English material in creating interactive condition in the classroom       | 50         |
| The existing of self development program in material (Permendikbud, 2015)      | 1. The appropriateness of English material the whole aspect in childhood education curriculum | 0          |
| The appearance of the developed material (Piaget in Boundless Psychology,2015) | 1. The attractiveness of the developed material for students                                  | 40         |
|  | 2. The appropriateness of the input (picture, vocabulary, activity) for students              | 30         |
|  | 3. The encouragement of the input for students to learn English                               | 0          |
| <b>Total</b>   |   | <b>580</b> |

$$P = \frac{580}{800} \times 100\%$$

$$= 72,5 \% \text{ (Good)}$$

## CHAPTER V

### CONCLUSION AND SUGGESTION

#### A. *Conclusions*

1. The first thing conducted was need analysis in order to obtain data or information in developing English material based on Myself theme. Two instruments applied in need analysis, it was interview guidelines which was used to interview teacher at PAUD Terpadu Joy Kids and document analysis such as syllabus, weekly lesson plan, daily lesson plan, and the existing material (Citra TK). Both of the instrument were analyzed to obtained inventory need as the basic of English material which was developed.
2. English material that was created focused on introducing vocabulary related to “Myself” which the learning activity adapted self- development program from kindergarten curriculum (Morality and Religion, Social-Emotional, Cognitive, Physical-Motoric, Language, and Art). Moreover, in order to support the effectiveness of learning activities, English material developed was completed by barcode in order to put video or audio related to the exercise.
3. The validation result from both of experts determined that English material developed has been good and appropriate with the theme. The picture provided was interesting and colorful. In addition, various activity was presented, so the students will not be bored in learning English.

### ***B. Suggestions***

Considering the conclusions of this research stated above, the researcher gave some suggestions, those are:

1. The researcher suggested that the teacher in kindergarten can use the English learning material as the reference in learning English in the classroom. It can be an interlude subject if the students need fun learning activity since it is appropriate to students' need.
2. The researcher suggested that the students may use the English material to learn English at home by parents' guidance.
3. The next researcher who intends to conduct the study related to developing English material for early young learners can use this thesis as their reference. Besides, the next researcher can broaden the focus of this study and create another improvement of this thesis.

## BIBLIOGRAPHY

- Abello-Contesse, Christian.2008. Age and The Critical Period Hypothesis. *ELT Journal*, 63/2, 170.
- Ahmad, Djuwair iyah& Hikmawati.2017. Developing Greeting and Self Introduction Materials Dealing With 2013 Curriculum of The Seventh Grade in MTsN Balang-Balang. *English, Teaching, Learning and Research Journal*, 125-136.
- Aldoobie, Nada.2015. ADDIE Model. *American International Journal of Contemporary Research*, 5, 68.
- Azarnoosh, et.al.2016. Issues in Materials Development. Sense Publisher, Rotterdam
- Borg. W.R., Gall,J.P & Gall, M.D.2003.*Educational Research: An Introduction* (The 7<sup>th</sup> Edition). United States of America: Pearson Education Inc.
- Branch, Robert M.2009. *Instructional Design: The ADDIE Approach*. New York: Springer Science + Business Media.
- Brown, J. D.2005. *Foreign and second language Needs analysis*. Theory and Practice in Language Studies,5, 58-65.
- Brown, J.D. 2016. *Introducing Need Analysis and English for Specific Purposes*. New York: Routledge.
- Cameron,L.2001. *Teaching Languages to Young Learners*. United Kingdom: Cambridge University Press.
- Cahyaningsari, Mursid Saleh.2016. Developing English Materials using English-Indonesian Mixed Song Lyrics to Teach Vocabulary. *Journal of language and literature*. 89.
- Evans, D.T., & St..John, M.J.1998. *Development in English for Spesific Purposes*. Cambridge: Cambridge University Press.
- Gagne,R.M., Wager,W.W., Gola,K.C.,& Keller,J.M. 2005. *Principles of Instructional Design Fifth Edition*. Belmont, CA: Wadsworth/Thompson Learning.
- Gultom, U.A.2016. Developing English Learning Material for Nursing Students of Borneo University of Tarakang. *LingTera*, 3, 224.
- Harsono, Y.M.2007.Developing Learning Materials for Specific Purposes.*TEFLIN Journal*,18.

- Juhana.2014. Teaching English to Young Learners: Some Points to be Considered. *Asian Journal of education and e-learning*. 2, 44.
- Kaur, S.2007. ESP Course Design: Matching Learners Need to Aims. English for Specific Purposes.
- Mills,Geoffrey E & Lorraine R.Gay.2016.*Educational Research Competencies for Analysis and Applications (11<sup>th</sup> Edition)*. United States of America: Pearson.
- Mubar, M.K.N.A.2015. Developing English Learning Materials for Young Learners Based on Needs Analysis at MTsN Model Makassar. UIN Alauddin Makassar
- Nation,I. S. P., & Macalister, J.2010. *Language Curriculum Design*. New York: Routledge.
- Nurwahidah.2017. Developing English Materials for Students of Management Departement:Export-Import & Banking at STIE YPUP. UIN Alauddin Makassar
- Olpinska-Szkielko.2015. Teaching materials for English in the primary education-also for the pre-school education?, 42, 61-72.
- Piaget.2015. Piaget's Stages of Cognitive Development. *Boundless Psychology*
- Pransiska,R.2016. Requirements of Teaching English for Young Learners: an Overview in Padang, West Sumatra. Proceeding of The Fourth International Seminar on English Language and Teaching, 250-255.
- Rahayu, Febriyani A.2014. Developing English Learning Materials for Grade XI Students of Fishery Study Program. XIV.
- Riyadi, Yuliana & Wiryawan.2018. The Development of Thematic Materials Using Project Based Learning for Elementary School. *Journal of Physics*,1,1742.
- Scott,Wendy A & Lisbeth H Ytreberg. *Teaching English to Children*. London, New York: Longman.
- Shin,Joan K.2007.Ten Helpful Ideas for Teaching English in Young Learners. English Teaching Forum, 44, 1.
- Stec, Maria.2016. ELT Materials for Very Young Learners: A Teacher's Perspective on Selection, Implementation and Evaluation. *International Journal on Cross-Disciplinary in Education*,7, 2761.
- Sudiyono.2003.*Pengantar Evaluasi Pendidikan*. Jakarta: Raja Grafindo Persada

Sumarsono, D., Bagis, A. K., & Arrafii, M. A. 2017. Students' Need to Develop English Writing Materials. *Lingua Cultura*, 11(2), 67.

Soni, Romila. 2015. Theme Based Early Childhood Care and Education Programme. National Council of Educational Research and Training

Suyanto, K.K.E. 2014. *English for Young Learners*. Bumi Aksara

Tomlinson, Brian. 2011. *Material development in Language Teaching (2<sup>nd</sup> Ed)*. Cambridge: Cambridge University Press.

Tomlinson, Brian. 2007. *Materials Development in Language Teaching*. United Kingdom: Cambridge University Press.

Yassi, Abdul Hakim & Kaharuddin. 2018. *Syllabus Design for English Language Teaching*. Jakarta : Prenada Media Group

## BIBLIOGRAPHY OF PICTURE SOURCES

### THE FIVE SENSES

<https://pin.it/2X8TZvu>

<https://pin.it/7rGvwKk>

<https://pin.it/2Wol2bd>

<https://pin.it/7EF8BEw>

<https://pin.it/1cpsanB>

<https://pin.it/4VXDruw>

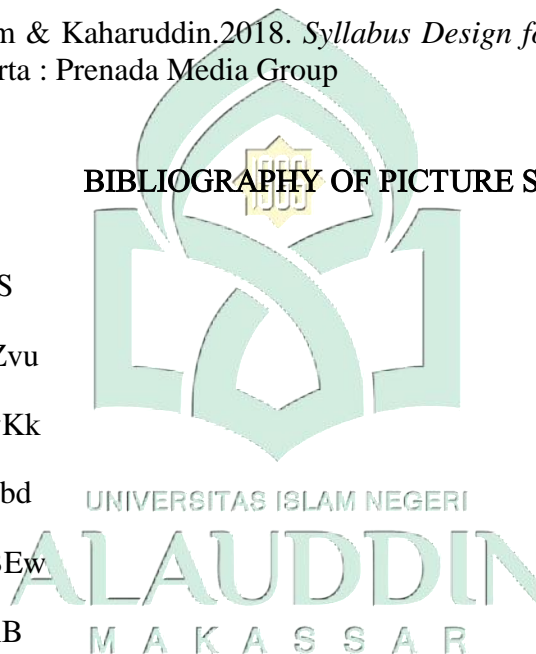
### FINDING MY SENSES

<https://pin.it/1MEZGHL>

<http://pin.it/55M9Qhh>

<https://pin.it/5EDPSL1>

<https://pin.it/6OEXiin>



## MY FACE

<https://pin.it/1DnSvJn>

<https://pin.it/L5tV3B2>

<https://pin.it/11fC5Oq>

<https://pin.it/3L91oXe>

<https://pin.it/2u3hE89>

<https://pin.it/4AySUc>

## ASMAUL HUSNA

<https://images.app.goo.gl/gGqw1oX2T4iJ4BKs6>

## WHAT SMELL DO I HAVE?

<https://images.app.goo.gl/bHbmjJ5Kd8qz4WPr6>

<https://pin.it/iiHymH8>

<https://pin.it/2HhVKE1>

<https://pin.it/5lifvMi>

<https://pin.it/353SLzr>

<https://pin.it/4Lvbqmy>

<https://pin.it/6BjYil8>

## FOLDING PAPER

<https://pin.it/4Cdv4no>

<https://pin.it/V3uuVUH>

## TAKING DECISION

<https://pin.it/4HA6KI8>

<https://pin.it/1MCrpM3>

<https://pin.it/3Xmev6T>





**TASTING FOOD**

<https://pin.it/3Ps5sWY>

<https://pin.it/5gokesp>

<https://pin.it/7y58RLy>

<https://pin.it/jNemefh>

<https://pin.it/3c2X9Is>

**SING A SONG**

<https://youtu.be/j4XZ8Oojt-w>

**SHAKE YOUR BODY**

<https://youtu.be/DTMeZ8MvlnA>





# APPENDICES



UNIVERSITAS ISLAM NEGERI  
**ALAUDDIN**  
M A K A S S A R

## APPENDIX 1

### INTERVIEW GUIDELINES

(Teacher)

**Modified from Dudley-Evans and St.John 1998**

1. Menurut anda, Apakah bahasa Inggris perlu di perkenalkan sejak Taman Kanak-kanak? Dan berikan alasannya!
2. Bagaimana proses pengenalan bahasa Inggris di PAUD Terpadu Joy Kids?
3. Bagaimana respon siswa pada saat mengikuti kegiatan pembelajaran bahasa Inggris berlangsung?
4. Berapa lama durasi pembelajaran bahasa Inggris di PAUD Terpadu Joy Kids?
5. Sejauh mana kemampuan bahasa Inggris siswa di PAUD Terpadu Joy kids saat ini?
6. Bagaimana tingkat penguasaan kosa kata siswa di PAUD Terpadu Joy kids saat ini?
7. Apa kesulitan yang di hadapi siswa selama mengikuti kegiatan pembelajaran bahasa Inggris?
8. Apa kesulitan yang dihadapi guru selama mengajarkan bahasa Inggris di PAUD Terpadu Joy Kids?
9. Apakah materi bertema "Myself" sesuai untuk pembelajaran bahasa Inggris?
10. Apa pencapaian yang di harapkan dari pembelajaran bahasa Inggris untuk anak taman kanak-kanak?
11. Bagaimana jenis kegiatan bahasa Inggris yang diterapkan saat ini di PAUD Terpadu Joy Kids?
12. Bagaimana jenis kegiatan bahasa Inggris yang diharapkan di PAUD Terpadu Joy Kids?
13. Bagaimana desain materi ajar bahasa Inggris yang baik untuk anak taman kanak-kanak?
14. Apakah sarana dan prasarana di PAUD Terpadu Joy Kids mendukung proses pembelajaran bahasa Inggris?
15. Bagaimana pemanfaatan media dalam pembelajaran bahasa Inggris di PAUD Terpadu Joy Kids?

### EVALUATION & VALIDATION CHECKLIST

Researcher: Khusnul Khatima

Title : Developing English Printed Material on Theme of Myself for Early  
Young Learners at PAUD Terpadu Joy Kids Makassar

Lembar review checklist ini bertujuan untuk mengetahui kesesuaian materi ajar Bahasa Inggris untuk siswa di PAUD Terpadu Joy Kids, Makassar.

#### A. Data Responden

Nama :  
Umur :  
Jeniskelamin :  
Pendidikan : a. D3 b. S1 c. S2 d. S3  
Pengalaman mengajar : a. 0-2 th b. 2-4 th c. >4 th

B. Isilah table berikut dengan member tanda centang (✓) pada kotak yang tersedia.

YA : Jika Anda setuju dengan pernyataan yang ada.

TIDAK : Jika Anda tidak setuju dengan pernyataan yang ada

UNIVERSITAS ISLAM NEGERI  
ALAUDDIN  
MAKASSAR

| NO | PERNYATAAN  | YA | TIDAK |
|----|---|----|-------|
| 1  | Apakah materi Bahasa Inggris yang dikembangkan akan sesuai untuk mengenalkan Bahasa Inggris di taman kanak-kanak  | √  |       |
| 2  | Apakah materi Bahasa Inggris yang dikembangkan akan mendukung kebutuhan siswa di taman kanak-kanak  | √  |       |
| 3  | Apakah materi Bahasa Inggris yang dikembangkan akan sesuai dengan usia siswa di taman kanak-kanak   | √  |       |
| 4  | Apakah tema materi Bahasa Inggris <i>Myself</i> akan sesuai dengan kebutuhan siswa di taman kanak-kanak   | √  |       |
| 5  | Apakah tema materi Bahasa Inggris <i>Myself</i> akan menarik minat belajar siswa di taman kanak-kanak   | √  |       |
| 6  | Apakah tema materi Bahasa Inggris <i>Myself</i> akan memudahkan siswa taman kanak-kanak dalam mempelajari Bahasa Inggris  | √  |       |
| 7  | Apakah aktifitas dalam materi yang dikembangkan akan bervariasi   | √  |       |
| 8  | Apakah aktifitas dalam materi yang dikembangkan akan mendorong partisipasi aktif siswa taman kanak-kanak  | √  |       |
| 9  | Aktifitas dalam materi yang dikembangkan akan mendukung siswa taman kanak-kanak dalam menggunakan Bahasa Inggris  | √  |       |
| 10 | Apakah materi Bahasa Inggris yang dikembangkan akan mendukung pengembangan keterampilan mendengarkan, berbicara, membaca dan menulis siswa taman kanak-kanak                                    | √  |       |
| 11 | Apakah materi Bahasa Inggris yang dikembangkan akan mampu memperkenalkan kosakata sesuai dengan tema yang disajikan   | √  |       |
| 12 | Apakah materi Bahasa Inggris yang dikembangkan akan memfasilitasi guru dalam mengajarkan Bahasa Inggris   | √  |       |
| 13 | Apakah materi Bahasa Inggris yang dikembangkan akan mudah diajarkan oleh guru   | √  |       |
| 14 | Apakah guru akan mampu menilai perkembangan keterampilan berbahasa Inggris siswa dengan materi yang dikembangkan  | √  |       |
| 15 | Materi Bahasa Inggris yang dikembangkan akan mendukung interaksi sosial siswa taman kanak-kanak   | √  |       |
| 16 | Apakah materi Bahasa Inggris yang dikembangkan akan menciptakan kondisi interaktif dalam kelas  | √  |       |
| 17 | Materi Bahasa Inggris yang dikembangkan akan mendukung seluruh aspek perkembangan siswa taman kanak-kanak ( aspek agama dan moral, fisik-motorik, kognitif, bahasa, sosial-emosional, dan seni) | √  |       |
| 18 | Apakah materi Bahasa Inggris yang dikembangkan akan memiliki tampilan yang menarik untuk siswa taman kanak-   | √  |       |

|    |   |   |  |
|----|---|---|--|
|    | kanak   |   |  |
| 19 | Apakah input (gambar,kata dan aktifitas) akan sesuai dengan tingkat kemampuan siswa taman kanak-kanak                         | √ |  |
| 20 | Apakah input (gambar,katadan aktifitas) akan mendorong keingintahuan siswa taman kanak-kanak untuk mempelajari Bahasa Inggris | √ |  |

Validator

.....

### The Rating Scale

| Grade Scale | Verbal Scale |
|-------------|--------------|
| 81-100      | Very Good    |
| 61-80       | Good         |
| 41-60       | Sufficient   |
| 21-40       | Bad          |
| 0-20        | Very Bad     |

## APPENDIX 3

### INTERVIEW TRANSCRIPT

**Date of interview section: February 20th, 2020 at PAUD Terpadu Joy Kids Makassar**

- a) R: *Do you think English is necessary to be taught in kindergarten?, Could you please give the reason?*  
 T: *Absolutely, English is necessary to be taught especially in kindergarten. However, considering students' situation which are in the current age, therefore, English is only become an interlude subject among the other subject.*
- b) R: *How is the process of introducing English in PAUD Terpadu joy Kids?*  
 T: *Considering English as the students' foreign language, thus we as teacher just teach them some basic English vocabularies which related to theme they learn.*
- c) R: *How is the response of the students when they learn English?*  
 T: *The students are active when the learning process take place.*
- d) R: *How long is the duration of English class in PAUD Terpadu Joy Kids?*  
 T: *Caused English is an interlude subject in kindergarten, so there is not specific time for English learning. Usually, it is introduced in every lesson for 2 hours every school day.*
- e) R: *To what extent is the English skill of the students in PAUD Terpadu Joy Kids?*  
 T: *The students only know how the words are pronounced. While they cannot write even read that words correctly.*
- f) R: *How is the vocabulary comprehension of the students in PAUD Terpadu Joy Kids?*  
 T: *The students still have lack comprehension seeing that the limitation of English vocabulary. In addition, it is not used for them in their daily.*
- g) R: *What is the difficulty of the students in PAUD Terpadu Joy Kids when they learn English?*

*T: Hm... considering english is new for them and they do not have any prior knowledge about English, consequently they were easy to get bored when the material even the activity was not interested for them.*

- h) *R: What is the difficulty experienced by the teacher in teaching English?*

*T: There are three teachers in this kindergarten including me and the headmaster. Unfortunately, only one teacher graduated from English education department while he cannot teach here every day. It is a challenge for me when teaching English caused I am not an English student ever. When the students are moving to introducing English section, sometimes I do not know the correct pronunciation of words.*

- i) *R: is the theme of My-self material appropriate for English learning and teaching program ?*

*T: yes it is. My-self theme is included in school syllabus.*

- j) *R: then, what is the students' achievement expected from the English learning program ?*

*T: we expect that the students are capable to know and mention English words correctly. Even though we really expect they can use that words in their daily.*

- k) *R: What kind of activity applied during the English learning process at PAUD Terpadu Joy kids ?*

*T: As the student in kindergarten, they will enjoy the learning process and easily to understand if the activity is fun and easy to understand.*

- l) *R: what kind of activity expected in the English learning process at PAUD Terpadu Joy Kids Makassar?*

*T: The activity expected is same with the most kindergarten which the English learning activity should be fun, active, and effective for the students*

- m) *R: how is the material design that suitable for children?*

*T: I think that children will be catchier with something colorful, various pictures and concrete. The students will be easier to*



*understand material which contained of pictures, in addition they will put their attention to something they interested with such as colorful picture and fun activity. Moreover, by providing vocabularies and pictures, it will not create a monotone learning experience.*

n) *R: what are the facilities and media used to support the English learning program at PAUD Terpadu Joy Kids?*

*T: some facilities are provided in our school such as playground for playing and cozy classroom for a pleasant learning. While, we use also realia, toys, learning magazine and another additional book as the media.*

o) *R: How is the using of media in English learning program at PAUD Terpadu Joy Kids?*

*T: the media is taking part to support students' comprehension over the material. For instance, we use realia as the illustration of the things introduce in the material,*

## APPENDIX 4

### DOCUMENTS

#### (SYLLABUS, LESSON PLAN, THE EXISTING MATERIAL)

##### Syllabus

**PROGRAM SEMESTER**  
**TAHUN PELAJARAN 2016-2017**

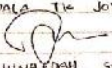

TAMAN KANAK-KANAK JOY KIDS  
KELOMPOK USIA : 5-6 TAHUN  
SEMESTER : I (Satu)

| NO | KOMPETENSI DASAR                                  | TEMATIKUM TEMAN/SUB-SUB TEMATIKUM & ALOKASI WAKTU |      |    |          |          |          |          |          |            |          |          |          |          |          |          |          |    |
|----|---|---|------|----|----------|----------|----------|----------|----------|------------|----------|----------|----------|----------|----------|----------|----------|----|
|    |   | DIRI  |      |    |          | KELOMPOK |          |          |          | LINGKUNGAN |          |          |          | BENANG   |          |          |          |    |
|    |   | DIRI  | TUBU | LE | KELOMPOK | KELOMPOK | KELOMPOK | KELOMPOK | KELOMPOK | KELOMPOK   | KELOMPOK | KELOMPOK | KELOMPOK | KELOMPOK | KELOMPOK | KELOMPOK | KELOMPOK |    |
|    |   | 1   | 2    | 3  | 4        | 5        | 6        | 7        | 8        | 9          | 10       | 11       | 12       | 13       | 14       | 15       | 16       | 17 |
| 3  | 3.1 Mengenai kegiatan beribadah sehari-hari       | ✓   |      | ✓  |          |          | ✓        |          |          |            |          |          |          |          |          |          |          |    |
|    | 3.2 Mengenai perilaku baik sebagai makhluk sosial |   |      |    |          | ✓        |          | ✓        | ✓        | ✓          |          |          |          |          |          |          | ✓        |    |
|    | 3.3 Mengenai anggota tubuh/tangan                 | ✓   | ✓    | ✓  | ✓        | ✓        | ✓        | ✓        | ✓        | ✓          | ✓        | ✓        | ✓        | ✓        | ✓        | ✓        | ✓        | ✓  |

##### Weekly Lesson Plan



## Daily Lesson Plan

| Rencana   | Pelaksanaan                       | Pembelajaran   | Harian |
|---|-----------------------------------|--|--------|
| KUMPULAN <K> P. P. H>   |                                   |  |        |
| Kelompok / Usia   | = 13                              | / 5-6 tahun  |        |
| Semester / Minggu   | = 1                               | / 11   |        |
| Tema / Sub-tema / sub-sub tema  | = Diriku / Tubuhku / Panca Indera |  |        |
| Hari / tanggal  | = Kamis, 06 Agustus 2019          |  |        |
| Kompetensi Dasar <KD>   |                                   |  |        |
| 2-2, 2-6, 3-3-4-3, 3-4-4-4, 3-11-4-11, 3-14-4-14, 3-15-4-15   |                                   |  |        |
| Indikator Pencapaian Pembelajaran   |                                   |  |        |
| Beberapa indikator pencapaian pembelajaran pada kegiatan ini, antara lain:  |                                   |  |        |
| <ul style="list-style-type: none"> <li>Anak beresap-cakap tentang panca indera dan kegunaannya</li> <li>Anak menggambar benda-benda berbau wangi, busuk</li> <li>Anak menyebutkan hasil kegiatan dengan baik (kegiatan ini dapat dilakukan dengan cara meraba, melihat, meraba, mengasap, mencium benda-benda yang ada)</li> <li>Anak mengelompokkan benda berdasarkan kasar, halus</li> <li>Anak bernyanyi "Panca Indera" dengan irama yang benar</li> </ul> |                                   |  |        |
| Media dan sumber belajar  |                                   |  |        |
| Berkas gambar, kertas HVS, minyak wangi, ikan, pasir, tepung  |                                   |  |        |
| Langkah - langkah kegiatan  |                                   |  |        |
| I. Pembukaan ± 30 menit   |                                   |  |        |
| <ul style="list-style-type: none"> <li>Berdoa, Salam</li> <li>Bermain - catap</li> </ul>  |                                   |  |        |
| II. Inti ± 60 menit   |                                   |  |        |
| a. Mengamati  |                                   |  |        |
| <ul style="list-style-type: none"> <li>Anak mengamati langsung panca inderanya</li> <li>Anak mengamati benda-benda yang tersedia</li> <li>Anak mengamati benda-benda yang kasar, halus</li> </ul>   |                                   |  |        |
| b. Menanya  |                                   |  |        |
| <ul style="list-style-type: none"> <li>Anak dibareng untuk bertanya tentang panca indera dan kegunaannya</li> <li>cara menggambar benda-benda berbau dan cara mengelompokkan benda-benda yang kasar - halus</li> </ul>  |                                   |  |        |
| c. Mengumpulkan informasi, menarik dan mengkomunikasikan  |                                   |  |        |
| <ul style="list-style-type: none"> <li>Anak memperhaluskan penjelasan guru tentang panca indera dan kegunaannya</li> <li>cara menggambar benda-benda berbau wangi, busuk dan mengelompokkan benda berdasarkan kasar halus</li> </ul>  |                                   |  |        |
| # Area seni   |                                   |  |        |
| <ul style="list-style-type: none"> <li>Menggambar benda-benda berbau (misal: wangi, busuk)</li> <li>Anak mengamati benda-benda yang tersedia</li> <li>Anak menggambar benda-benda yang berbau wangi dan amis</li> <li>Anak mengkomunikasikan gambar yang dibuatnya</li> </ul>   |                                   |  |        |
| # Area matematika   |                                   |  |        |
| <ul style="list-style-type: none"> <li>Mengelompokkan benda berdasarkan kasar halus</li> <li>Anak menggambar benda-benda yang kasar halus</li> <li>Anak mengelompokkan benda sesuai kelompoknya</li> <li>Anak menghitung jumlah benda yang dikelompokkan dan menuliskan lambang bilangannya</li> </ul>  |                                   |  |        |
| III. Istirahat, makan, bermain ± 30 menit   |                                   |  |        |
| IV. Penutup ± 30 menit  |                                   |  |        |
| <ul style="list-style-type: none"> <li>Menyanyikan "Guna panca indera"</li> <li>Diskusi tentang kegiatan sehari-hari</li> <li>Berdoa, Salam</li> </ul>  |                                   |  |        |
| MENYETUJUI  |                                   | MAKASSAR, 07 AGUSTUS 2019  |        |
| KEPALA ILE JOY KIDS   |                                   | GURU KELompok B  |        |
|    |                                   |  |        |
| JUNA EDAN SPd, M-Pd   |                                   | HASLINDAH NUR S-Sos  |        |



### The Existing Material (Citra TK)



**lingkup perkembangan kognitif**  
berfikir kritis

Ingat! Berpikir kritis adalah kemampuan untuk menganalisis informasi yang diterima dari berbagai sumber dan membuat keputusan berdasarkan informasi tersebut.

**panca inderaku**

- tentukan garis yang tepat sesuai pasangannya!

Hasil Pengamatan (M)

Benar ☐ Salah ☐

Nilai karakter: Disiplin (menggunakan tanda sesuai fisiknya).

**lingkup perkembangan bahasa Inggris**  
keakrasaan

Ingat! Berpikir kritis adalah kemampuan untuk menganalisis informasi yang diterima dari berbagai sumber dan membuat keputusan berdasarkan informasi tersebut.

**mengenai warna dan geometri**

- perhatikan gambarnya dan tirukan ucapan ibu gurumu!

**Penggunaan Tanda Baca**

1. Huruf kapital di awal kalimat.  
2. Huruf kapital di awal nama orang.  
3. Huruf kapital di awal nama benda.  
4. Huruf kapital di awal nama tempat.  
5. Huruf kapital di awal nama organisasi.

square /skwet/ persegi

red /red/ merah

yellow /jelau/ kuning

triangle /'traienggle/ segitiga

circle /'se:kl/ lingkaran

blue /blu/ biru

rectangle /rektenggle/ persegi panjang

green /green/ hijau

Hasil Pengamatan (M)

Benar ☐ Salah ☐

Nilai karakter: Percaya diri (bersani mencoba hal yang baru).

## APPENDIX 5

### INVENTORY NEEDS

|   |
|---|
| <b>Learning Ability</b>                               |
| Vocabulary (Basic)                                    |
|   |
| <b>Learning Priority</b>                              |
| Vocabulary  |
| Number  |
| Phrase/ Simple Sentence                               |
| Art   |
|   |
| <b>Learning Style</b>                                 |
| Learning through playing                              |
| Learning through picture                              |
| Learning through video                                |
| Learning through audio                                |
| Learning through interesting material                 |
|   |
| <b>Learning Objective</b>                             |
| Introducing vocabulary                                |
| Integrating vocabulary in six self development aspect |

| Main theme/sub of theme     | Basic Competence   | Indicator  | Learning activity  | Learning source   | Evaluation          | Duration |
|-----------------------------|--|--|--|---|---------------------|----------|
| Myself<br>“The Five Senses” | 2.2 Having the attitude showing curiosity<br>2.6 Having the attitude showing obedience towards daily rule to train discipline  | No stated directly   |  |   |                     | 60 m     |
|                             | 3.3 Recognizing the limbs, functions, and movements to develop gross motor and fine motor skills                               | 3.3.1 Identifying the limbs, functions, and movements to develop gross motor and fine motor skills | “Finding my senses”<br>Students are asked to match picture with the five senses correctly          |   | Students’ worksheet |          |
|                             |  | 3.3.2 Identifying the function of the five senses through song.                                    | “Sing a Song”<br>the teacher leads the student to read the lyric correctly then sing together      | <ul style="list-style-type: none"> <li>Learning material</li> </ul>                         | Observation         |          |
|                             | 4.3 Using the limbs to develop gross motor and fine motor skills   | 4.3.1 Performing dance to develop gross motor skills   | “Shake your body”<br>the students watch and listen to the instructor and make movements            | <ul style="list-style-type: none"> <li>Pictures</li> <li>Speaker</li> <li>Realia</li> </ul> |                     |          |
|                             |  | 4.3.2 Following the instruction to develop fine motor skill  | “Folding Paper ”<br>students are asked to imitate the instruction in making origami                | <ul style="list-style-type: none"> <li>Teachers voice</li> </ul>                            | Students’ creation  |          |
|                             | 3.6 Recognizing things around people (name, color, shape, size, pattern, characteristic, sound, texture, function and others.) | 3.6.1 Identifying the name of Allah through coloring activity.                                     | “Asmaul Husna”<br>Students are asked to coloring calligraphy by following the instruction provided |   |                     | 60 m     |

|  |   |  |  |  |                     |             |
|--|---|--|--|--|---------------------|-------------|
|  | <b>4.6</b> Conveying things around people (name, color, shape, size, pattern, characteristic, sound, texture, function and others) through the creation | <b>4.6.1</b> Showing the creation of coloring in front of class                        | The student showed their coloring worksheet of Al-Basiir then mention the meaning in front of their friends                    |  |                     |             |
|  | <b>3.11</b> Understanding the expressive language (verbal and non verbal)   | <b>3.11.1</b> Imitating the pronunciation of English vocabulary correctly              | <b>“The five senses”</b><br>Teacher leads students to pronounce the five senses correctly                                      | <ul style="list-style-type: none"> <li>• Learning material</li> <li>• Pictures</li> <li>• Speaker</li> <li>• Realia</li> <li>• Teachers voice</li> </ul> | Observation         | <b>60 m</b> |
|  |   | <b>3.11.2</b> Identifying and expressing taste of food by using the sense of taste.    | <b>“Tasting Food”</b><br>Students are asked to match food with the taste provided then, express it into simple sentence.       |  | Students’ worksheet |             |
|  | <b>4.11</b> Showing the ability to use the expressive language (verbal and non verbal)  | <b>4.11.1</b> Showing the ability to count and write number in English correctly       | <b>“Counting alien eyes”</b><br>Students are asked to count the sum of alien eyes then write the number by connecting the dots |  |                     |             |
|  |   | <b>4.11.2</b> Showing the ability to express their feeling by involving sense of smell | <b>“What smell do I have”</b><br>Students are given various things then express the smell by involving the sense of smell.     |  |                     |             |
|  | <b>3.14</b> Recognizing needs, desire, and interest   | <b>3.14.1</b> Identifying needs, desire, and interest through taking decision          | <b>“Taking decision”</b><br>Students are asked to pretend in the cases given, then they are asked the decision would be taken  | <ul style="list-style-type: none"> <li>• Learning material</li> <li>• Pictures</li> </ul>  | Observation         |             |
|  | <b>4.14</b> Uttering needs, desire, and interest correctly  | <b>4.14.1</b> Practicing students utter decision                                       | Students are asked to utter decision that would be taken   |  |                     |             |



|  |   |   |  |  |                    |  |
|--|---|---|--|--|--------------------|--|
|  | <p><b>3.15</b> Recognizing various creations and art activities</p> <p><b>4.15</b> Showing various creations and art activities by using media.</p> | <p>correctly</p> <p><b>3.15.1</b> Identifying the five senses existed in face through art activities</p> <p><b>4.15.1</b> Showing creation by presenting in front of class.</p> | <p>correctly</p> <p><b>“My face”</b><br/>Students are asked to put on the senses existed in face correctly by sticking it</p> <p>Students present their creation by using denotation correctly</p> | <ul style="list-style-type: none"> <li>• Realia</li> <li>• Teachers voice</li> </ul> | Students' creation |  |
|--|---|---|--|--|--------------------|--|



## THE ENGLISH MATERIAL

### THE FIVE SENSES & COUNTING ALIEN EYES

Aspect : Language & Cognitive

KI : Knowledge

KD : 3.11 Understanding the expressive language (verbal and non-verbal)

4.11 Showing the ability to use the expressive language (verbal and non-verbal)

Indicator: 3.11.1 Imitating the pronunciation of English vocabulary correctly

4.11.1 Showing the ability to count and write number in English correctly

Learning Steps:

1. The teacher pronounce parts of the five senses correctly and the students listen to it carefully
2. The teacher asks the students to repeat after the teacher pronounce that word
3. The teacher may repeat students' pronunciation if it is wrong
4. One by one student asks to mention the five senses without look at the worksheet and with the correct pronunciation
5. The students are expected able to memorize the five senses in English before move to the next activity
6. The teacher asks students to see the worksheet "Counting Alien Eyes"
7. The teacher asks students to count the number of alien eyes
8. The student is asked to write the number of eyes by following the dot provided under the picture
9. The result of students' work is observed by the teacher to give assessment

LANGUAGE

Main Competence (KD): Knowledge  
Basic Competence (KD): 3.11-4.11

### THE FIVE SENSES

(Panca Indera)

- Listen to the teacher pronouncing word carefully  
(Dengarkan guru dalam menyebutkan kata dengan teliti)
- Repeat that words by following teacher instruction  
(Ulangi kata tersebut dengan mengikuti arahan guru)
- Make sure you memorize all the words before move to the next activity  
(Pastikan kamu telah menghafal semua kata sebelum pindah ke aktivitas selanjutnya)

Eyes

Nose

Ear

Tongue

Skin

M A K A S S A R

**COGNITIVE**

Main Competence (KI): Knowledge  
Basic Competence (KD): 3.11-4.11

### COUNTING ALIEN EYES

(Menghitung Mata Alien)

- Counting alien eyes loudly!  
(Hitunglah mata alien dengan keras!)
- Write the number by following the dot under the picture  
(Tulis nomor dengan mengikuti titik dibawah gambar)

|   |  |  |  |
|---|--|--|--|
| <br>ONE    | <br>TWO | <br>THREE | <br>FOUR  |
| <br>FIVE   | <br>SIX | <br>SEVEN | <br>EIGHT |
| <br>NINE |  | <br>TEN |  |

M A K A S S A R

### FINDING MY SENSES & SHAKE YOUR BODY

|           |  |
|-----------|--|
| Aspect    | : Language & Physic-Motoric  |
| KI        | : Knowledge & Skill  |
| KD        | : 3.3 Recognizing the limbs, functions, and movements to develop gross motor and fine motor skills   |
|           | 4.3 Using the limbs to develop gross motor and fine motor skills                                     |
| Indicator | : 3.3.1 identifying the limbs, functions, and movements to develop gross motor and fine motor skills |

### 4.3.1 Performing dance to develop gross motor skills
















#### Learning steps

1. The teacher asks students to see the worksheet “Finding my Senses”
2. The teacher asks students to pay attention to the picture besides the five senses
3. the teacher along with the students pronounce the word of picture while the student try to guess what five senses suitable with the picture
4. The student crosswise the sense that has been chosen
5. The teacher observes the result of students worksheet
6. The teacher asks students to see the worksheet “Shake your body”
7. The teacher scan the barcode provided and asks students to stand up
8. The teacher and the students dance together

**LANGUAGE**  
Main Competence (KD): Knowledge  
Basic Competence (KD): 3.3-4.3

**FINDING MY SENSES**  
(Temukan Inderaku)

- Pay attention to the picture! And Crosswise (✕) the five senses suitable with  
(Perhatikan gambar! Dan berikan tanda silang pada panca indera yang sesuai)
- Learn the pronunciation of word by teacher guidance  
(Pelajari pelafalan kata dengan bimbingan guru)

|   |   |  |
|---|---|--|
| BIRD<br>       |  |  |
| ICE CREAM<br>  |  |  |
| TELEVISION<br> |  |  |
| PERFUME<br>    |  |  |
| CRAYON<br>     |  |  |

PHYSIO-MOTORIC  
Main Competence (KI): Skill  
Basic Competence (KD): 3.3-4.3

### SHAKE YOUR BODY

(Goyangkan badanmu)

- Scan the barcode below, then watch the dance in the video  
(Scanlah barcode di bawah, kemudian menonton tarian dalam video)
- Teacher and students follow the dance, then dance together)  
(Guru dan siswa mengikuti tarian, kemudian menari bersama)



ALA UDDIN  
MY FACE  
M A K A S S A R

Aspect : Art

KI : Skill

KD : 3.15 Recognizing various creations and art activities

4.15 Showing various creations and art activities by using media.

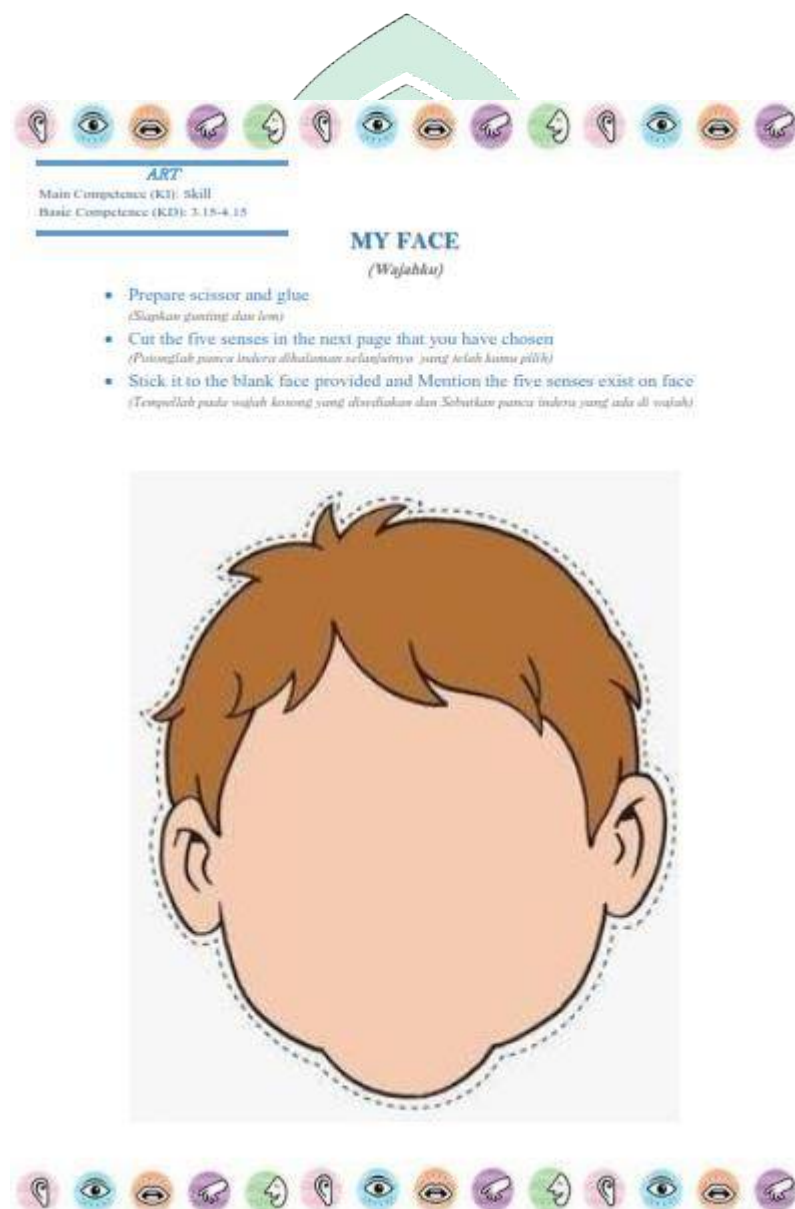
Indicator : 3.15.1 identifying the five senses existed in face through art activities

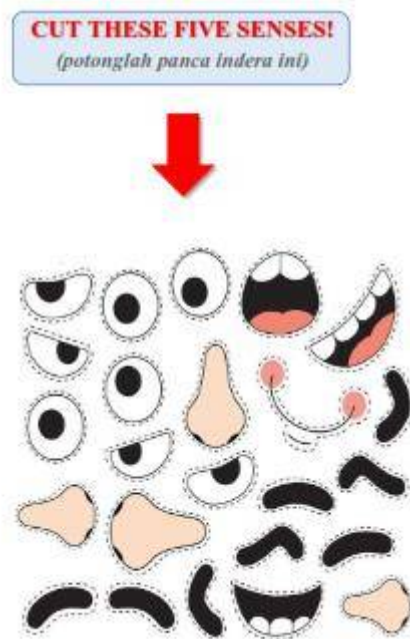
4.15.1 Showing creation by presenting in front of class.



### Learning Steps:

1. The teacher asks students to prepare scissor and glue
2. The teacher asks students to cut parts of body in the next page
3. The teacher asks students to stick that part of body on the blank face provided in the previous page
4. The student presents the result in front of class and asks to mention the five senses exist on face
5. The teacher observes student's ability in art and student's ability in presentation






### ASMAUL HUSNA

|           |  |
|-----------|--|
| Aspect    | : Morality and Religion  |
| KI        | : Skill  |
| KD        | : 3.6 Recognizing things around people (name, color, shape, size, pattern, characteristic, sound, texture, function and others.)<br>4.6 Conveying things around people (name, color, shape, size, pattern, characteristic, sound, texture, function and others) through the creation |
| Indicator | : 3.6.1 Identifying the name of Allah through coloring activity<br>4.6.1 Presenting name of God “Al-Basiir” in front of class  |

#### Learning Style:

1. The teacher asks students to see the worksheet “Asmaul Husna”
2. The teacher asks students about their favorite color
3. The students are asked to color the name of Allah “Al-Basiir” by using their favorite color
4. The teacher explain the meaning of Al-Basiir as simple as possible
5. Some students are asked randomly to present the name of Allah by showing their coloring result
6. The teacher observes students ability in coloring and showed their worksheet in front of class through this activity






**MORALITY & RELIGION**  
Main Competence (KI): skill  
Basic Competence (KD): 7.6-4.0


**ASMAUL HUSNA**  
(Nama Allah)

- **Coloring the name of Allah (Al-Bashir) below with your favorite color**  
*(Warnailah nama Allah (Al-Bashir) di bawah dengan warna favorit kalian)*
- **Listen to the teacher read the meaning of Al-Bashir**  
*(Dengarkanlah guru membaca arti dari Al-Bashir)*



**AL-BASIR (The All Seeing)**  
*Al-Basir (Yang Maha Melihat)*

**The All Noticing, The One who Sees all things that are seen**  
*(Yang maha memperhatikan, satu-satunya yang melihat semua hal yang dilihat*  
**by His Eternal Seeing without a pupil or any other instrument**  
*dengan penglihatan kekal tanpa biji mata atau alat lainnya)*



M A K A S S A R

## WHAT SMELL DO I HAVE & TASTING FOOD

|        |   |
|--------|---|
| Aspect | : Cognitive   |
| KI     | : Knowledge   |
| KD     | : 3.11 Understanding the expressive language (verbal and non verbal)            |
|        | 4.11 Showing the ability to use the expressive language (verbal and non verbal) |

Indicator : 3.11.2 Identifying and expressing taste of food by using the sense of taste.

4.11.2 Showing ability to express their feeling by involving sense of smell

Learning Steps:

1. The teacher asks students to see the worksheet “What Smell Do I Have?”
2. The teacher gives a bit explanation about three kinds of smell
3. The students are asked to circle the picture according to the instruction demanded above the picture
4. The teacher observes the result of students’ worksheet
5. The teacher asks students to see the worksheet “Tasting Food”
6. the teacher explains the kind of taste provided in the worksheet
7. the students are asked to match the picture and their taste by drawing line
8. the teacher observes the suitability of students’ worksheet





### COGNITIVE

Main Competence (KI): Knowledge

Basic Competence (KD): 3.11-4.11

## WHAT SMELL DO I HAVE?

(Bau apakah yang saya punya?)

- The kind of smell is divided into three kinds  
(Jenis bau dibagi ke dalam 3 jenis)
- Circle things appropriate to the kind of smell ordered  
(Lingkari benda benda yang sesuai dengan jenis bau yang diminta)

Circle things that smell good: 🧡



Circle things that did not have smell: 🤔



Circle things that smell bad: 🤢



M A K A S S A R

**COGNITIVE**  
Main Competence (KI): Knowledge  
Basic Competence (KD): 3.11-4.11

**TASTING FOOD**  
(Mengecap Makanan)

- Match the foods below with their taste  
(Cocokkan makanan dibawah dengan rasanya)
- Draw line to match them  
(Gambar garis untuk mencocokkannya)

M A K A S S A R

### FOLDING PAPER & SING A SONG

|           |  |
|-----------|--|
| Aspect    | : Physic-Motoric & Art   |
| KI        | : Skill  |
| KD        | : 3.3 Recognizing the limbs, functions, and movements to develop gross motor and fine motor skills<br>4.3 Using the limbs to develop gross motor and fine motor skills |
| Indicator | : 3.3.2 Identifying the function of the five senses through song<br>4.3.2 Following the instruction to develop fine motor skill  |

### Learning Steps:

1. The teacher asks students to see the worksheet “Folding Paper”
2. The students prepare paper with tetragon shape
3. The students start to fold the paper by following the instruction from worksheet and teacher
4. In the part of drawing eyes, the students are expected able to be as creative as possible
5. The students are asked to mention the five senses using during folding the paper
6. The teacher observes the result of students’ creation and their understanding about the function of the five senses
7. The teacher asks students to see the worksheet “Sing a Song”
8. The teacher scans the barcode provided
9. The teacher and students sing together
10. The students can recognize more about the function of the five senses through the lyrics of this song

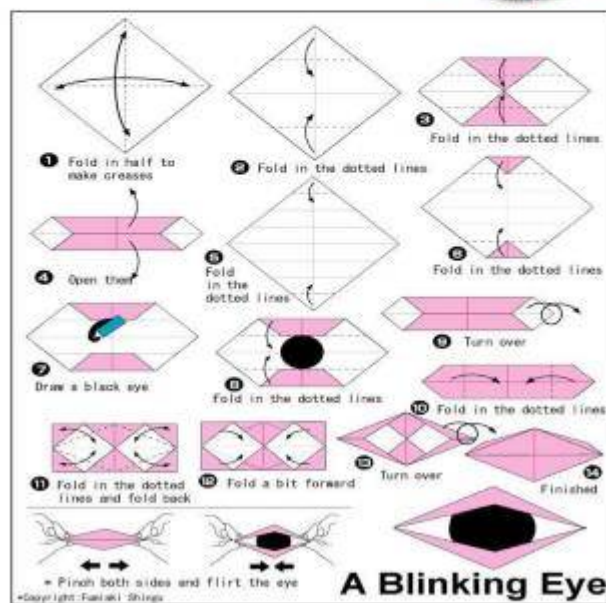


**PHYSIC-MOTORIC**  
Main Competence (KD): Skill  
Basic Competence (KD): 3.3-4.3

## FOLDING PAPER

(Melipat Kertas)

- Prepare paper with tetragon shape  
(Sediakan kertas berbentuk segi empat)
- Follow the instruction below carefully or teacher's instruction  
(Ikuti instruksi dibawah dengan teliti atau instruksi guru)
- Be free to make another creativity  
(Bebaslah untuk membuat kreativitas lain)
- Please guess the five senses using during make the program  
(Tebak panca indera yang digunakan selama pembuatan origami)



M A K A S S A R



**ART**  
Main Competence (KI): Skill  
Basic Competence (KD): 3.3-4.3

**SING A SONG**  
(Menyanyikan Sebuah Lagu)

- Scan the barcode on the right side  
(Scan barcode di sisi kanan atas)
- Connecting the audio to the speaker, then sing together  
(Sambungkan audio ke speaker, kemudian menyanyi bersama)

**Scan me**

**FIVE SENSES**

When I use my eyes, eyes, eyes  
I can see the sunshine 2x

2x { When I use my eyes, eyes, eyes  
I can see the blue sky

When I use my ears, ears, ears  
I can hear the birdies 2x

2x { When I use my ears, ears, ears  
I can hear the windchimes

When I use my nose, nose, nose  
I can smell the flowers 2x

2x { When I use my nose, nose, nose  
I can smell the muffins

When I use my mouth, mouth, mouth  
I can taste bananas 2x

2x { When I use my mouth, mouth, mouth  
I can taste the lemon

When I use my hands, hands, hands  
I can touch my teddy 2x

2x { When I use my hands, hands, hands  
I can touch the bubbles


**M A K A S S A R**  
**TAKING DECISION**

|                    |  |
|--------------------|--|
| Aspect             | : Social-Emotional   |
| KI                 | : Knowledge  |
| KD                 | : 3.14 Recognizing needs, desire, and interest<br>4.14 Uttering needs, desire, and interest correctly                  |
| Indicator decision | : 3.14.1 Identifying needs, desire, and interest through taking<br>4.14.1 Practicing students utter decision correctly |



## Learning Style

1. The teacher asks students to see the worksheet “Taking Decision”
2. The students are asked to pay attention to the picture and pretend that the person in the picture is their friends
3. The students are asked to convey their decision. But in the previous, the teacher explains how to convey the decision taken correctly
4. The teacher observes the way the students convey their decision according to what have been explained.




**SOCIAL-EMOTIONAL**  
Main Competence (KI): Knowledge  
Basic Competence (KD): 3.14-4.14


**TAKING DECISION**  
(Mengambil Keputusan)

- Look at the picture carefully and pretend that they are your friend  
(Lihatlah gambar dengan teliti dan anggap bahwa mereka adalah teman kamu)
- What the things are you going to do?  
(Hal apa yang akan kamu lakukan?)
- Say to the teacher about the action would you take  
(Sampaikan kepada guru tentang tindakan yang akan kamu ambil)


**First case**




**Second case**




**Third case**



**Fourth case**



**What are you going to do?**  
(Apa yang akan kamu lakukan?)





## APPENDIX 8

### Peer Evaluation Result

Researcher : Khusnul Khatima

Title : Developing English Printed Material on Theme of Myself for  
Early Young Learners at PAUD Terpadu Joy Kids Makassar

Lembar review checklist ini bertujuan untuk mengetahui kesesuaian materi ajar Bahasa Inggris untuk siswa di PAUD Terpadu Joy Kids, Makassar.

#### A. Data Responden

Nama : Peer Evaluator

Umur : -

Jenis kelamin : F/M

B. Isilah table berikut dengan member tanda centang (✓) pada kotak yang tersedia.

YA : Jika Anda setuju dengan pernyataan yang ada.

TIDAK : Jika Anda tidak setuju dengan pernyataan yang ada

| NO | PERNYATAAN  | YA | TIDAK |
|----|---|----|-------|
| 1  | Apakah materi Bahasa Inggris yang dikembangkan akan sesuai untuk mengenalkan Bahasa Inggris di taman kanak-kanak  | √  |       |
| 2  | Apakah materi Bahasa Inggris yang dikembangkan akan mendukung kebutuhan siswa di taman kanak-kanak  | √  |       |
| 3  | Apakah materi Bahasa Inggris yang dikembangkan akan sesuai dengan usia siswa di taman kanak-kanak   |    | √     |
| 4  | Apakah tema materi Bahasa Inggris <i>My-Self</i> akan sesuai dengan kebutuhan siswa di taman kanak-kanak  | √  |       |
| 5  | Apakah tema materi Bahasa Inggris <i>My-Self</i> akan menarik minat belajar siswa di taman kanak-kanak  | √  |       |
| 6  | Apakah tema materi Bahasa Inggris <i>My-Self</i> akan memudahkan siswa taman kanak-kanak dalam mempelajari Bahasa Inggris   | √  |       |
| 7  | Apakah aktifitas dalam materi yang dikembangkan akan bervariasi   | √  |       |
| 8  | Apakah aktifitas dalam materi yang dikembangkan akan mendorong partisipasi aktif siswa taman kanak-kanak  | √  |       |
| 9  | Aktifitas dalam materi yang dikembangkan akan mendukung siswa taman kanak-kanak dalam menggunakan Bahasa Inggris  | √  |       |
| 10 | Apakah materi Bahasa Inggris yang dikembangkan akan mendukung pengembangan keterampilan mendengarkan, berbicara, membaca dan menulis siswa taman kanak-kanak                                    | √  |       |
| 11 | Apakah materi Bahasa Inggris yang dikembangkan akan mampu memperkenalkan kosa kata sesuai dengan tema yang disajikan  | √  |       |
| 12 | Apakah materi Bahasa Inggris yang dikembangkan akan memfasilitasi guru dalam mengajarkan Bahasa Inggris   | √  |       |
| 13 | Apakah materi Bahasa Inggris yang dikembangkan akan mudah diajarkan oleh guru   | √  |       |
| 14 | Apakah guru akan mampu menilai perkembangan keterampilan berbahasa Inggris siswa dengan materi yang dikembangkan  | √  |       |
| 15 | Materi Bahasa Inggris yang dikembangkan akan mendukung interaksi sosial siswa taman kanak-kanak   |    | √     |
| 16 | Apakah materi Bahasa Inggris yang dikembangkan akan menciptakan kondisi interaktif dalam kelas  | √  |       |
| 17 | Materi Bahasa Inggris yang dikembangkan akan mendukung seluruh aspek perkembangan siswa taman kanak-kanak ( aspek agama dan moral, fisik-motorik, kognitif, bahasa, sosial-emosional, dan seni) |    | √     |
| 18 | Apakah materi Bahasa Inggris yang dikembangkan akan memiliki tampilan yang menarik untuk siswa taman kanak-kanak  | √  |       |
| 19 | Apakah input (gambar,kata dan aktifitas) akan sesuai dengan tingkat kemampuan siswa taman kanak-kanak   |    | √     |
| 20 | Apakah input (gambar,kata dan aktifitas) akan mendorong keingintahuan siswa taman kanak-kanak untuk mempelajari Bahasa Inggris  |    | √     |

| Aspect   | Indicator   | Items |
|--|---|-------|
| The relevance of the material (Tomlinson, 2013)                          | 4. The appropriateness of the material for childhood education in introducing English   | 30    |
|  | 5. The appropriateness of the material toward the students' need                        | 30    |
|  | 6. The appropriateness of English material toward the age of students                   | 0     |
| The thematic material to introduce "Environment" in English (Soni, 2015) | 4. The appropriateness of Environment theme for childhood education                     | 40    |
|  | 5. The Environment theme as a part of students' interest                                | 30    |
|  | 6. The influence of Environment theme for students' English learning                    | 30    |
| The learning activities in the developed material (Soni, 2015)           | 4. The variety of activity in the developed English material                            | 40    |
|  | 5. The influence of English material toward students' active participation              | 30    |
|  | 6. The influence of English material for students to practice English                   | 30    |
| The skill and the competence in the developed material (Suyanto, 2007)   | 3. The influence of English material toward students English skill development          | 50    |
|  | 4. The influence of English material to provide thematic vocabulary                     | 50    |
| Teachers' role toward the developed material (Tomlinson, 2013)           | 4. The use of the developed material as teaching reference for teacher                  | 40    |
|  | 5. The easiness of English material to be used by the teacher                           | 30    |
|  | 6. The use of English material in evaluating students skill development                 | 30    |
| The learners' role toward the developed material (Tomlinson, 2013)       | 3. The influence of English material in students' social interaction                    | 0     |
|  | 4. The influence of English material in creating interactive condition in the classroom | 50    |
| The existing of self   | 2. The appropriateness of English   | 0     |

|   |  |            |
|---|--|------------|
| development program in material (Permendikbud, 2015)                            | material the whole aspect in childhood education curriculum                      |            |
| The appearance of the developed material (Piaget in Boundless Psychology, 2015) | 4. The attractiveness of the developed material for students                     | 40         |
|   | 5. The appropriateness of the input (picture, vocabulary, activity) for students | 0          |
|   | 6. The encouragement of the input for students to learn English                  | 0          |
| <b>Total</b>  |  | <b>550</b> |

C. Saran dan kritik secara umum terhadap materi yang telah dikembangkan.

1. Bagaimana pendapat anda terhadap materi yang telah disusun?

Materi yang telah disusun sudah baik karena didesain dengan aktivitas yang bervariasi, dan gambar yang bervariasi pula serta colorful. Namun, masih ada beberapa hal yang perlu dilengkapi agar worksheet tersebut betul-betul bisa digunakan dalam pembelajaran.

2. Apa saja kekurangan yang terdapat dalam materi yang telah disusun?

*Evaluator 1:* Instruksinya masih kurang jelas

*Evaluator 2:* Aspek, KI, dan KD tidak dicantumkan

*Evaluator 3:* Terdapat ejaan yang salah pada worksheet

*Evaluator 4:* Tidak mencantumkan barcode untuk mendengar audio

3. Apa saran Anda untuk memperbaiki kekurangan tersebut?

*Evaluator 1:* Peneliti diharapkan memeriksa kembali dan menambahkan bagian-bagian yang kurang

*Evaluator 2:* Peneliti diharapkan melengkapi aspek, KI, dan KD

*Evaluator 3:* Peneliti diharapkan memastikan kesesuaian antara KI dan KD dengan materi

*Evaluator 4:* Peneliti diharapkan mencantumkan barcode sebagai penunjang pembelajaran

### Kesimpulan

Dapat disimpulkan bahwa materi yang telah dikembangkan:

- (a). Sudah baik dan tidak perlu revisi
- (b). Sudah baik tapi masih perlu revisi
- (c). Belum baik dan masih perlu banyak revisi



### Expert Validation Result

#### EXPERT 1

Researcher : Khusnul Khatima

Title : Developing English Printed Material on Theme of Myself for  
Early Young Learners at PAUD Terpadu Joy Kids Makassar

Lembar review checklist ini bertujuan untuk mengetahui kesesuaian materi ajar Bahasa Inggris untuk siswa di PAUD Terpadu Joy Kids, Makassar.

#### A. Data Responden

Nama : Dr. Hj.Mardiana, M.Hum.

Umur : -

Jeniskelamin : Perempuan

Pendidikan : a. D3 b. S1 c. S2 **d. S3**

Pengalaman mengajar : a. 0-2 th b. 2-4 th **c. >4 th**

B. Isilah table berikut dengan member tanda centang (✓) pada kotak yang tersedia.

YA : Jika Anda setuju dengan pernyataan yang ada.

TIDAK : Jika Anda tidak setuju dengan pernyataan yang ada

ALAUDDIN  
M A K A S S A R

| NO | PERNYATAAN   | YA | TIDAK |
|----|--|----|-------|
| 1  | Apakah materi Bahasa Inggris yang dikembangkan akan sesuai untuk mengenalkan Bahasa Inggris di taman kanak-kanak   | √  |       |
| 2  | Apakah materi Bahasa Inggris yang dikembangkan akan mendukung kebutuhan siswa di taman kanak-kanak   | √  |       |
| 3  | Apakah materi Bahasa Inggris yang dikembangkan akan sesuai dengan usia peserta didik di taman kanak-kanak  |    | √     |
| 4  | Apakah tema materi Bahasa Inggris <i>My-Self</i> akan sesuai dengan kebutuhan siswa di taman kanak-kanak   | √  |       |
| 5  | Apakah tema materi Bahasa Inggris <i>My-Self</i> akan menarik minat belajar siswa di taman kanak-kanak   | √  |       |
| 6  | Apakah tema materi Bahasa Inggris <i>My-Self</i> akan memudahkan siswa taman kanak-kanak dalam mempelajari Bahasa Inggris                                    | √  |       |
| 7  | Apakah aktifitas dalam materi yang dikembangkan akan bervariasi  | √  |       |
| 8  | Apakah aktifitas dalam materi yang dikembangkan akan mendorong partisipasi aktif siswa taman kanak-kanak   | √  |       |
| 9  | Aktifitas dalam materi yang dikembangkan akan mendukung siswa taman kanak-kanak dalam menggunakan Bahasa Inggris   | √  |       |
| 10 | Apakah materi Bahasa Inggris yang dikembangkan akan mendukung pengembangan keterampilan mendengarkan, berbicara, membaca dan menulis siswa taman kanak-kanak | √  |       |
| 11 | Apakah materi Bahasa Inggris yang dikembangkan akan mampu memperkenalkan kosa kata sesuai dengan tema yang disajikan   | √  |       |
| 12 | Apakah materi Bahasa Inggris yang dikembangkan akan memfasilitasi guru dalam mengajarkan Bahasa Inggris  | √  |       |
| 13 | Apakah materi Bahasa Inggris yang dikembangkan akan mudah diajarkan oleh guru  | √  |       |
| 14 | Apakah guru akan mampu menilai perkembangan keterampilan berbahasa Inggris siswa dengan materi yang dikembangkan   | √  |       |
| 15 | Materi Bahasa Inggris yang dikembangkan akan mendukung interaksi social siswa taman kanak-kanak  |    | √     |



|         |   |   |   |
|---------|---|---|---|
| 16<br>√ | Apakah materi Bahasa Inggris yang dikembangkan akan menciptakan kondisi interaktif dalam kelas  | √ |   |
| 17      | Materi Bahasa Inggris yang dikembangkan akan mendukung seluruh aspek perkembangan siswa taman kanak-kanak ( aspek agama dan moral, fisik-motorik, kognitif, bahasa, sosial-emosional, dan seni) |   | √ |
| 18      | Apakah materi Bahasa Inggris yang dikembangkan akan memiliki tampilan yang menarik untuk siswa taman kanak-kanak  | √ |   |
| 19      | Apakah input (gambar,kata dan aktifitas) akan sesuai dengan tingkat kemampuan siswa taman kanak-kanak   | √ |   |
| 20      | Apakah input (gambar,kata dan aktifitas) akan mendorong keingintahuan siswa taman kanak-kanak untuk mempelajari Bahasa Inggris  |   | √ |

| Aspect   | Indicator   | Items |
|--|---|-------|
| The relevance of the material (Tomlinson, 2013)                          | 4. The appropriateness of the material for childhood education in introducing English | 30    |
|  | 5. The appropriateness of the material toward the students' need                      | 30    |
|  | 6. The appropriateness of English material toward the age of students                 | 0     |
| The thematic material to introduce "Environment" in English (Soni, 2015) | 4. The appropriateness of Environment theme for childhood education                   | 40    |
|  | 5. The Environment theme as a part of students' interest                              | 30    |
|  | 6. The influence of Environment theme for students' English learning                  | 30    |
| The learning activities in the developed material (Soni, 2015)           | 4. The variety of activity in the developed English material                          | 40    |
|  | 5. The influence of English material toward students' active participation            | 30    |
|  | 6. The influence of English material for students to practice English                 | 30    |



|  |   |            |
|--|---|------------|
| The skill and the competence in the developed material (Suyanto,2007)          | 3. The influence of English material toward students English skill development                | 50         |
|  | 4. The influence of English material to provide thematic vocabulary                           | 50         |
| Teachers' role toward the developed material (Tomlinson,2013)                  | 4. The use of the developed material as teaching reference for teacher                        | 40         |
|  | 5. The easiness of English material to be used by the teacher                                 | 30         |
|  | 6. The use of English material in evaluating students skill development                       | 30         |
| The learners' role toward the developed material (Tomlinson, 2013)             | 3. The influence of English material in students' social interaction                          | 0          |
|  | 4. The influence of English material in creating interactive condition in the classroom       | 50         |
| The existing of self development program in material (Permendikbud, 2015)      | 2. The appropriateness of English material the whole aspect in childhood education curriculum | 0          |
| The appearance of the developed material (Piaget in Boundless Psychology,2015) | 4. The attractiveness of the developed material for students                                  | 40         |
|  | 5. The appropriateness of the input (picture, vocabulary, activity) for students              | 30         |
|  | 6. The encouragement of the input for students to learn English                               | 0          |
| <b>Total</b>   |   | <b>580</b> |

1. Bagaimana pendapat anda terhadap materi yang telah disusun?

Materi yang telah disusun sudah bagus dan cukup menarik untuk taman kanak kanak dalam memperkenalkan Bahasa Inggris

2. Apa saja kekurangan yang terdapat dalam materi yang telah disusun?

Jumlah lembar kerja tiap Aspek tidak seimbang

3. Apa saran Anda untuk memperbaiki kekurangan tersebut?  
Pastikan semua aspek terpenuhi dalam suatu tema dan usahakan untuk menyeimbangkan diantara keduanya.

#### Kesimpulan

Dapat disimpulkan bahwa materi yang telah dikembangkan:

- (a). Sudah baik dan tidak perlu revisi
- (b). Sudah baik tapi masih perlu revisi
- (c). Belum baik dan masih perlu banyak revisi

Validator



Dr. Hj. Mardiana, M.Hum.



## EXPERT 2

Researcher : Khusnul Khatima

Title : Developing English Printed Material on Theme of Myself for  
Early Young Learners at PAUD Terpadu Joy Kids Makassar

Lembar review checklist ini bertujuan untuk mengetahui kesesuaian materi ajar Bahasa Inggris untuk siswa di PAUD Terpadu Joy Kids, Makassar.

### A. Data Responden

Nama : Eka Damayanti, S.Psi.,M.A.

Umur : 38

Jeniskelamin : Perempuan

Pendidikan : a. ~~D3~~ b. ~~S1~~ c. ~~S2~~ **d. S3**

Pengalaman mengajar : a. 0-2 th b. 2-4 th **c. >4 th**

B. Isilah table berikut dengan member tanda centang (✓) pada kotak yang tersedia.

YA : Jika Anda setuju dengan pernyataan yang ada

TIDAK : Jika Anda tidak setuju dengan pernyataan yang ada

ALA UDDIN  
M A K A S S A R

| NO | PERNYATAAN   | YA | TIDAK |
|----|--|----|-------|
| 1  | Apakah materi Bahasa Inggris yang dikembangkan akan sesuai untuk mengenalkan Bahasa Inggris di taman kanak-kanak   | √  |       |
| 2  | Apakah materi Bahasa Inggris yang dikembangkan akan mendukung kebutuhan siswa di taman kanak-kanak   | √  |       |
| 3  | Apakah materi Bahasa Inggris yang dikembangkan akan sesuai dengan usia peserta didik di taman kanak-kanak  |    | √     |
| 4  | Apakah tema materi Bahasa Inggris <i>My-Self</i> akan sesuai dengan kebutuhan siswa di taman kanak-kanak   | √  |       |
| 5  | Apakah tema materi Bahasa Inggris <i>My-Self</i> akan menarik minat belajar siswa di taman kanak-kanak   | √  |       |
| 6  | Apakah tema materi Bahasa Inggris <i>My-Self</i> akan memudahkan siswa taman kanak-kanak dalam mempelajari Bahasa Inggris                                    | √  |       |
| 7  | Apakah aktifitas dalam materi yang dikembangkan akan bervariasi  | √  |       |
| 8  | Apakah aktifitas dalam materi yang dikembangkan akan mendorong partisipasi aktif siswa taman kanak-kanak   | √  |       |
| 9  | Aktifitas dalam materi yang dikembangkan akan mendukung siswa taman kanak-kanak dalam menggunakan Bahasa Inggris   | √  |       |
| 10 | Apakah materi Bahasa Inggris yang dikembangkan akan mendukung pengembangan keterampilan mendengarkan, berbicara, membaca dan menulis siswa taman kanak-kanak | √  |       |
| 11 | Apakah materi Bahasa Inggris yang dikembangkan akan mampu memperkenalkan kosa kata sesuai dengan tema yang disajikan   | √  |       |
| 12 | Apakah materi Bahasa Inggris yang dikembangkan akan memfasilitasi guru dalam mengajarkan Bahasa Inggris  | √  |       |
| 13 | Apakah materi Bahasa Inggris yang dikembangkan akan mudah diajarkan oleh guru  | √  |       |
| 14 | Apakah guru akan mampu menilai perkembangan keterampilan berbahasa Inggris siswa dengan materi yang dikembangkan   | √  |       |
| 15 | Materi Bahasa Inggris yang dikembangkan akan mendukung interaksi social siswa taman kanak-kanak  |    | √     |

|         |   |   |   |
|---------|---|---|---|
| 16<br>√ | Apakah materi Bahasa Inggris yang dikembangkan akan menciptakan kondisi interaktif dalam kelas  | √ |   |
| 17      | Materi Bahasa Inggris yang dikembangkan akan mendukung seluruh aspek perkembangan siswa taman kanak-kanak ( aspek agama dan moral, fisik-motorik, kognitif, bahasa, sosial-emosional, dan seni) |   | √ |
| 18      | Apakah materi Bahasa Inggris yang dikembangkan akan memiliki tampilan yang menarik untuk siswa taman kanak-kanak  | √ |   |
| 19      | Apakah input (gambar,kata dan aktifitas) akan sesuai dengan tingkat kemampuan siswa taman kanak-kanak   | √ |   |
| 20      | Apakah input (gambar,kata dan aktifitas) akan mendorong keingintahuan siswa taman kanak-kanak untuk mempelajari Bahasa Inggris  |   | √ |

| Aspect   | Indicator   | Items |
|--|---|-------|
| The relevance of the material (Tomlinson, 2013)                          | 7. The appropriateness of the material for childhood education in introducing English | 30    |
|  | 8. The appropriateness of the material toward the students' need                      | 30    |
|  | 9. The appropriateness of English material toward the age of students                 | 0     |
| The thematic material to introduce "Environment" in English (Soni, 2015) | 7. The appropriateness of Environment theme for childhood education                   | 40    |
|  | 8. The Environment theme as a part of students' interest                              | 30    |
|  | 9. The influence of Environment theme for students' English learning                  | 30    |
| The learning activities in the developed material (Soni, 2015)           | 7. The variety of activity in the developed English material                          | 40    |
|  | 8. The influence of English material toward students' active participation            | 30    |
|  | 9. The influence of English material for students to practice English                 | 30    |

|  |   |            |
|--|---|------------|
| The skill and the competence in the developed material (Suyanto,2007)          | 5. The influence of English material toward students English skill development                | 50         |
|  | 6. The influence of English material to provide thematic vocabulary                           | 50         |
| Teachers' role toward the developed material (Tomlinson,2013)                  | 7. The use of the developed material as teaching reference for teacher                        | 40         |
|  | 8. The easiness of English material to be used by the teacher                                 | 30         |
|  | 9. The use of English material in evaluating students skill development                       | 30         |
| The learners' role toward the developed material (Tomlinson, 2013)             | 5. The influence of English material in students' social interaction                          | 0          |
|  | 6. The influence of English material in creating interactive condition in the classroom       | 50         |
| The existing of self development program in material (Permendikbud, 2015)      | 3. The appropriateness of English material the whole aspect in childhood education curriculum | 0          |
| The appearance of the developed material (Piaget in Boundless Psychology,2015) | 7. The attractiveness of the developed material for students                                  | 40         |
|  | 8. The appropriateness of the input (picture, vocabulary, activity) for students              | 30         |
|  | 9. The encouragement of the input for students to learn English                               | 0          |
| <b>Total</b>   |   | <b>580</b> |

C. Saran dan kritik secara umum terhadap materi yang telah dikembangkan.

1. Bagaimana pendapat anda terhadap materi yang telah disusun?

Sudah bagus dan sesuai dengan tema my self. Gambarnya juga sangat menarik dan variative aktivitas di dalamnya.

2. Apa saja kekurangan yang terdapat dalam materi yang telah disusun?

Pada langkah-langkah, masih kurang menampilkan pembelajaran saintifik, padahal itu sangat penting di PAUD dan masuk salah satu indicator penilaian dalam Instrumen Akreditasi PAUD.

Terdapat juga konten dalam materi yang terlalu tinggi bagi anak, misalnya pada konten di bawah ini, anak PAUD belum memiliki kemampuan dalam memaknai. Mereka baru pada tahap mengungkapkan atau mengulang kesimpulan dari sang guru.



3. Apa saran Anda untuk memperbaiki kekurangan tersebut?

- Membuat instrument yang menyentuh semua aspek perkembangan anak khususnya perkembangan agama dan moral
- Mempertimbangkan kecocokan kompetensi dengan usia/perkembangan anak.
- Membuat langkah-langkah supaya kelihatan saintifiknya

Kesimpulan

Dapat disimpulkan bahwa materi yang telah dikembangkan:

- (a). Sudah baik dan tidak perlu revisi
- (b). Sudah baik tapi masih perlu revisi**
- (c). Belum baik dan masih perlu banyak revisi

Validator

  
Eka Damayanti, S.Psi., M.A.





### **Curriculum Vitae**

Khusnul Khatima was the first daughter of Sirai and Hasna. She was born in Bonto Tinggi, South Sulawesi, on January 18<sup>th</sup> 1999.

The researcher was graduated from SD 32 Bonto Tinggi, Pangkep, South Sulawesi in 2010. Then, she continued her school in SMP 2 Tondong Tallasa, Pangkep, South Sulawesi and graduated in 2013. For the next studied, she continued in MAN Pangkep and graduated in 2016. After graduated from senior high school, the researcher intended to continue her study and enroll in Alauddin State Islamic University of Makassar in 2016. Since, she is accepted as one of student of that University and took English Education major.

