

The Harmony of Various Biological Perspective (from DNA, Kidney, Evolution of Darwin, Endosymbiosis of Margulis, until Sperm)

by Mashuri Masri

Submission date: 09-Apr-2019 10:33AM (UTC+0700)

Submission ID: 1108696460

File name: olution_of_Darwin,_Endosymbiosis_of_Margulis,_until_Sperm_1.pdf (1.52M)

Word count: 4421

Character count: 23268

Ruang 1	Ruang 2	Ruang 3	Ruang 4	Ruang 5	Ruang 6	Ruang 7	Ruang 8
<p>Notes on Some Interreligious Marriages Research in Different Countries: Formulating Theoretical Framework to Figuring out the Problem Issues in Indonesian Cases. (Dr. Nurasih, MA, UIN Sumatera Utara Medan)</p> <p>Guru Non-muslim Mengajar di Pesantren: Strategi Menjaga Harmoni dalam Keberagaman Melalui Praktik Toleransi di Pesantren¹ Bali Bima Insani. (Muhammad Fahmi, S.Pd.I, M.Pd, M.Hum, UIN Sunan Ampel Surabaya)</p> <p>Ethno-religious Identification and Social Distance Muslims and Christians: Analysis on Social Identity Theory. (Cahyo Pamungkas, The Indonesian Institute for Sciences (LIPI), Jakarta)</p>	<p>Synergy or Conflict of Laws?: The Case of the KHES and the DSN's fatwas. (Mohamad Atho Mudzhar and Muhammad Maksum, UIN Syarif Hidayatullah Jakarta)</p> <p>Kontribusi Fiqh Legal Maxim dalam Fatwa Fatwa Ekonomi Syariah DSN-MUI. (Aidil Novia, Riri Fitria dan Ainul Ihsan, IAIN Imam Bonjol Padang)</p> <p>The Maqashid Shariah is to Reduce the Exploitation. (Muhammad Sholihin, STAIN Curup, Bengkulu)</p>	<p>Depth Theology and Depth Islam: Abraham Joshua Heschel and Abdurrahman Wahid on Religious Pluralism. (Dr. Media Zainul Bahri, MA, UIN Syarif Hidayatullah Jakarta)</p> <p>Inter-religious Marriage in Indonesia: A Sociological Analysis (Rate and Pattern). (Norvamin Aini, UIN Syarif Hidayatullah Jakarta)</p> <p>Tafsir Kontekstual Terhadap Ayat Tentang Larangan Menjadikan Orang Non-muslim Sebagai Pemimpin: Studi Terhadap Surat Al-maidah Ayat 51. (Akrimi Matswah, IAIN Jember)</p>	<p>Metode Kritik Syaikh Idhaham dalam Triologi Data dan Fakta Penyimpangan Sekte Salafi Wahabi. (Iswahyudi, STAIN Ponorogo)</p> <p>The Role of FKUB North Sulawesi Province in Strengthening the Harmony of the Nation. (Dr. Muh. Idris M.Ag. dan Dr. Evra Wilija, M.Ag, IAIN Manado)</p> <p>Islam in Shinto Local Value: The Substance of Islamic Culture and Social Values in Japanese Culture. (Prof. Dr. Ishomuddin, M.Si, Univertas Muhammadiyah Malang)</p>	<p>The Harmony of Islamic and Conventional Capital Market: An Approach of Vector Error Correction Model. (Miftakhur Surur, STEI TAZKIA Bogor)</p> <p>Meneropong Kearifan Lokal Sebagai Fundamen Ekonomi dan Perbankan Syariah di Indonesia. (Prof. Dr. H. Akhmad Mujahidin, M.Ag, UIN Suska Riau)</p> <p>Corporate Social Responsibility Expenditure of Islamic Commercial Banks in Indonesia During the Period 2010-2014: Maqasid, Bank Identity, and Public Legitimacy. (Dr. Siti Amaroh, SE, M.Si, STAIN Kudus)</p>	<p>Sundanese Sufi and Religious Diversity in the Archipelago: The Pluralistic Vision of Haji Hasan Miftahapa (1852-1930). (Jajang A Rohmana, UIN Sunan Gunung Jati Bandung)</p> <p>Pandangan Al-mawardi Tentang al-akhlaq dalam Kitab Tashil Al-nazhar Wa tajil Al-dzafari: Suatu Kajian Filsafat Etika. (Muhiddin Bakry, IAIN Sultan Amai Gorontalo)</p>	<p>Intelektualisme Islam dan Masa Depan Integrasi Islam dan Sains: Rekonstruksi dan Elaborasi Gagasan Ilmu Sosial Profetik. (Syamsul Arifin, Universitas Muhammadiyah Malang)</p> <p>The harmony of Various Biological Perspective (from DNA, Kidney, Evolution of Darwin, Endosymbiosis of Margulis, until Sperm). (Dr. Mashuri Masri, S.Si., M. Kes, UIN Alauddin Makassar)</p> <p>Reproduksi Manusia: Mengungkap isyarat-isyarat ilmiah dalam Al-quran (Pengkajian Buku Miracles of the Quran Karya Harun Yahya). (Tri Hermawan, IAIN Antasari Banjarmasin)</p>	<p>Muslim Rohingya Refugees (Boat People), Obstacles, Adaptation and Communication Challenges with Local People in Aceh (Case Study Rohingya at Camp in Langsa, Aceh). (Ismail Sulaiman, IAIN Zawiyah Cot Gula Langsa)</p> <p>Penerapan Syariah Journalism dalam Meminimalisir Stereotype Antar Suku di Sulawesi Tenggara. (Sri Hadjih Arnus, S.Sos., M.Si, IAIN Kendari)</p> <p>Memperibadikan Tafsir Adil Gender: Studi Kritis Pemikiran "Mufasir" Perempuan tentang Isu-Isu Perempuan. (Ah. Fawaid, MA, STAIN Pamekasan)</p>



1
The Harmony of Various Biological Perspective
(from DNA, Kidney, Evolution of Darwin, Endosymbiosis of
Margulis, until Sperm)



Dr. Mashuri Masri, S.Si., M.Kes

Jurusan Biologi
Fakultas Sains dan Teknologi
UIN Alauddin Makassar
2015

A. Background

World population is composed of various nations which are then translated into tribes, communities, families and individuals. Individuals become final part of the diversity as well as a symbol of independence being, independence behaves then establish interactions with other individuals.

The independence of the individual to behave towards themselves and others into early interaction of a community that would later develop into a population. Each individual in the population has a different character, physical characteristics are different, relatively different interests and different functions, all these differences upheld, each individual could receive another individual, then harmony in the diversity of the community will be realized.

This relates to the Quran Sura Al Hujurat: 13

يَتَأْتِيهَا النَّاسُ إِنَّا خَلَقْنَاكُمْ مِنْ ذَكَرٍ وَأُنْثَىٰ وَجَعَلْنَاكُمْ شُعُوبًا وَقَبَائِلَ
لِتَعَارَفُوا إِنَّ أَكْرَمَكُمْ عِنْدَ اللَّهِ أَتَقْوَمُ إِنَّ اللَّهَ عَلِيمٌ خَبِيرٌ ﴿١٣﴾

Translation : 3

mankind! We created you from a male and a female and made you a nation - peoples and tribes that you may know each other. Surely the noblest of you with Allah is the most pious among you. Allah is Knower, Aware.

Similarly with QS Al Quran Ar Rum: 22

وَمِنْ آيَاتِهِ خَلْقَ السَّمَوَاتِ وَالْأَرْضِ وَأَخْتَلَفُ الْأَلْسِنَتِمْ وَالْوَأْيِكُمْ
إِنَّ فِي ذَلِكَ لَآيَاتٍ لِّلْعَالِمِينَ ﴿٢٢﴾

Translation :

And among the signs of His power is the creation of the heavens and the earth and divergent language and skin color. Verily in this is truly there are signs for people who know.

The verse linkage is also integrated with the structure of the individual if his anatomy observed. An approach biology in view of coherence in diversity.

B. Goal

The Goal of this paper are :

1. Finding correlation between DNA and Creating Harmony based on Biological Perspective
2. Finding correlation between Kidney and Creating Harmony based on Biological Perspective
3. Finding correlation between Evolution of Darwin versus Endosymbiosis of Margulis and Creating Harmony based on Biological Perspective
4. Finding correlation between Sperm and Creating Harmony based on Biological Perspective

C. DNA (Deoxyribo nucleic acid)

Individuals in the biological sciences is called the organism. The organism is composed of a variety of different organs, the organ composed of different tissue, and the tissue are formed from a collection of cells that have specific functional and structural unity.

Cells then are composed of various kinds of organelles, organelle formed chromosomes, the chromosomes are composed of DNA. DNA has three components ; nitrogen bases, pentose sugars and phosphate. Only the nitrogen bases of DNA that distinguish one individual to another individual, The nitrogen bases composed of adenine (A), Guanine (G), Cytosin (C) and Thymine (T). These four components are called genes and become a constituent part of the end of an organism's body was later called the basic of genetic code.

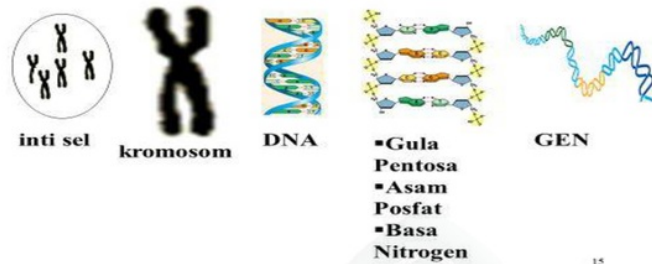


Figure 1. Cell-chromosomes-DNA-Nitrogenous Base-Gene

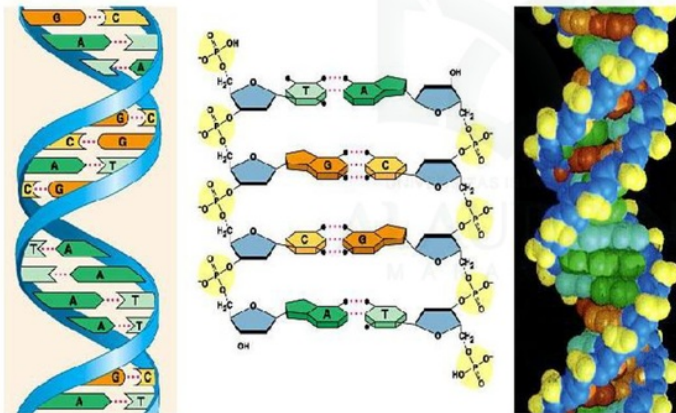


Figure 2. Three representatives of DNA. From left to right. Ribbon model, Chemical Structure, Computer Model

JF Miescher, a medical student in Sweden. In 1868 he was finding an acidic chemical substance that contains nitrogen and phosphorus. This substance was isolated from human pus cell nucleus and became known as nuclein or nucleic acid. Although it turns out always can be isolated nucleic acids from a wide variety of cell nucleus, this time function is completely unknown.

Alleged DNA as the genetic material of actual indirectly evident from the fact that nearly all somatic cells in certain species have DNA content is always fixed, while the RNA and protein content varies between one cell and another cell. In addition, the nucleus of meiosis results in both plants and animals have half the DNA content of the DNA content in the nucleus of somatic cells.

Nevertheless, within a period long enough such fact is not strong enough to ensure that DNA is the genetic material. This is mainly because of the results of the chemical analysis is roughly visible lack of chemical variations in the DNA molecule. On the other hand, proteins with extremely high chemical variations qualify as genetic material. Therefore, over the years more protein believed to

be the genetic material, DNA while only a skeleton structure of chromosomes. However, in the mid-1940s proved that it was the one which DNA is the genetic material in most organisms.

DNA as Genetic Material

There is experimental evidence showing that DNA is the genetic material that will be described below.

Experiment transformation

F. Griffith in 1928 conducted experiments pneumococcal bacterial infections (*Streptococcus pneumoniae*) in mice. Bacteria that cause pneumonia can synthesize polysaccharide capsule that will protect it from the body's defense mechanisms infected animals that are virulent (disease causing). If grown in a solid medium, pneumococcal bacteria will form colonies with a smooth, shiny appearance. Meanwhile, there is also a pneumococcal mutant strains lost the ability to synthesize the polysaccharide capsule that becomes resistant to the immune system of its host animal, and consequently are not virulent. This mutant strain will form colonies with a rough appearance when grown on a solid medium. Pneumococcal virulence is often denoted by S, while the non-virulent mutant strain is represented by R.

Mice infected with pneumococcal S will experience death, and of his lungs organ can be isolated strains of S. In contrast, mice infected with strains of R can survive. Likewise, mice infected with a strain of S which previously had been heated in advance to be able to survive. The results of which invites the question is when mice were infected with a mixture of strains of S which has been heated and R strains are still alive. Apparently with this treatment the mice suffered death, and of his lungs organ can be isolated strains of S are still alive.

With these results Griffith concludes that there has been a change (transformation) nature of the strain R into S. The transformation happens because something is removed from the cells of strain S that have died (heated) to strain R strain were still alive so that the original R can not be forming capsules transformed into strain S that can form the capsule and is virulent.

Griffith experiment does not provide the slightest evidence of genetic material. However, in 1944 three researchers, namely O. Avery, C. MacLeod, and M. McCarty conduct experiments to determine the nature of the material that is removed from the S strain to strain R.

They conducted experiments in vitro transformation, namely by adding extracts DNA from a dead S strain to strain R were grown in a solid medium. In the DNA extract proteins there are also a number of contaminants, and the addition is apparently causing strain R turns into S as the Griffith experiment. If the experiment Avery and his friends were added enzyme RNase (RNA breaker) or protease enzyme (protein breaking), the transformation is still running or strain R turns also into S. However, if a given enzyme is DNase (DNA solver), then transformation does not occur. That is, the strain R does not turn into a strain of S. This clearly proves that the material responsible for the transformation of bacterial pneumonia, and was also in almost all organisms, is DNA, not RNA or protein.

DNA as the genetic material must be able to run the following three main functions:

1. The genetic material must be able to store genetic information and the right can forward the information to the offspring of the elders, from generation to generation. This function is a function genotypic, which is implemented through replication. This section will discuss after DNA replication.
2. Genetic material shall regulate the development of an organism's phenotype. That is, the genetic material must direct the growth and differentiation of organisms ranging from zygote to adult individuals. This function is a phenotypic function, which is implemented through gene expression.
3. Genetic material at any time should be amended so that the organism in question will be able to adapt to changing environmental conditions. Without this change, evolution will never take place. This function is an evolutionary function, which is implemented through mutation events.

Each kilogram of body weight is comprised of one trillion cells, one cell consists of three billion letters A, G, C, T, so every one kilogram of human teridiri above 3×10^{21} quantillion A, G, C, T, so that if a human weighing 60 kilograms, the body consists of 180×10^{21} quantillion A, G, C, T. The genetic code stored in DNA strands that weigh only one gram per 200 billion and a width of only 1 / 500,000 of a millimeter, if all the DNA of the entire world population of six billion people gathered, weighed only going to be weighing a grain of rice.

Which becomes attractive and is a scientific fact that A, G, C, T same for all human beings, whatever their tribe, even whatever their nation. What is different is the order of A, G, C, T are, this is called genetic diversity. Even identical twins also have a sequence of A, G, C, T are different

Genetic diversity is proof that we are indeed created equal and have been discussed earlier that genetic diversity is in the microscopic level (diversity that can only be seen with a tool such as a sequencer).

One more scientific facts state that the microscopic stages of the A, G, C, T has a different sequence, but when they work together to form DNA, genes, chromosomes, cells, tissues, organs and eventually become a perfect man. A, G, C, T never once questioned the difference. Precisely because they are different, they can synergize together for a noble purpose, namely the establishment of a perfect man.

D. Kidney

Why do not learn from the existing mechanisms in the body of our own bodies? That differences in the absolute existence, That is *given*. If not differ would be difficult harmony. Look at the organ in our body called kidney. Kidney circulate \pm 150 liters of blood from major arteries per day. As we have discussed earlier that one organ composed of various tissue and tissue formed from a collection of cells.

Normal survival depends on maintaining the concentration of salts, acids and other electrolytes in the fluid environment of internal and spending the rest of the body's metabolic substances. To maintain homeostasis of water and electrolyte excretion in accordance with the intake. Excretion exceeds the amount of substances in the body will be binding. If the intake is less than the excretion amount of a substance in the body will decrease. The capacity of the kidney to alter sodium excretion in response to changes in sodium intake is very large. It shows that in normal humans sodium can be improved. It is suitable for most water and other electrolytes, such as chloride, potassium, calcium, hydrogen, magnesium and phosphate.

In anatomy, kidney shaped like lentils with a red-brown color and numbered two. Both kidneys located in the posterior of the abdominal cavity, the lateral side of the vertebral column, retroperitoneal, covered by fatty tissue and loose connective tissue. Left kidney is higher than the kidney right. This difference is due to the liver above the right kidney to kidney dekstra lower. Kidney weight men around 125-170 grams and 115-155 grams female kidney. Parts of the surface of the kidney, among others: *fascies anterior, fascies posterior border of the lateral, medial border, cranial and Polus Polus kandialis*.

Physiologically kidney function to maintain the acid-base balance in the blood by throwing metabolites and materials that are no longer useful in blood. Early screening of blood made on *tubular glomerular* then repeated in the first (*proximal tubules*) so as there is a balance of salts in blood. The end result is a screening urine out of the ur²er.

Kidneys are excretory organs in vertebrates shaped like a peanut. As part of the urinary system, the kidneys filter wastes function (especially urea) from the blood and throw it together with water in the form of urine. The branch of medicine that studies the kidneys and the disease is called nephrology.

Kidney amounted to 2 pieces, weight + 150gr (125-170 gr in Male, 115-155 g in women); length of 5 to 7.5 cm; thickness 2.5 - 3 cm. *Retroperitoneal* located next *abdominale dorsal cavity*, kidney V. Lumbal I left the top, bottom V. Lumbal IV in a standing position right kidney lies lower.

Kidneys have multiple functions :

1. Set the volume of fluid in the body

Excess fluid in the body as urine dilute released in large quantities. Water shortage or excess sweating causes more concentrated urine excreted so that the composition and volume of body fluids can be maintained relatively normal.

2. Set the osmotic balance and ion balance

This happens if there is a plasma abnormal income or expenditure of the ions. Due to salt intake or kidney disease will increase urinary excretion of essential ions: Na, K, Cl, Ca and phosphate.

3. Set the acid-base balance of the body performance

This happens because the food was eaten. If many alkaline urine will eat vegetables. If the acid occurs as a mixture of food.

4. Excretion of residual waste products of metabolism

Materials that are excreted by the kidney among other toxic substances, drugs, results of hemoglobin metabolism and chemicals.

5. hormonal function and metabolism

Kidneys excrete hormone rennin which functions in regulating blood pressure. As well as hormone or vitamin D dihydroxy kolekalsifenol active for absorption of calcium ions in the intestine.

6. Regulatory blood pressure

Producing the enzyme renin, angiotensin and aldosterone to regulate blood pressure.

7. Spending toxic substances

The kidneys to excrete pollutants and foreign chemicals from the body

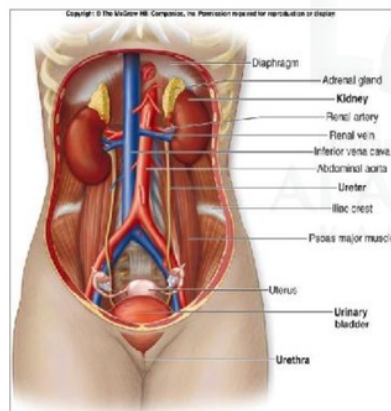


Figure3. Location of kidney

Kidney is a very small organ, weighing ± 1 piece of red beans. The kidney consists of cells that have different functions. The closer to the center of the kidney, the thinner the blood vessels. At the end of every blood vessel have a blood filtering mechanisms (filtration) and remove waste

products such as urine and reabsorb substances that are still needed by the body (reabsorption).

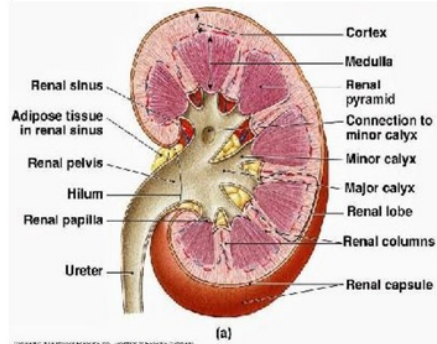


Figure 4. Structure (anatomy) of Kidney

Cells in the kidney has particularly different functions, some for filtration and the other for reabsorption. Because its function is different, then they also have different shape. That is *given*, once again why do not we learn from our bodies.

We are created different, different races, different nations, that is *given*, let's create harmony in the life of this world. The differences that exist not make us fall apart and humiliate each other but differences make us respect and carry out the functions of life in our respective places.

Imagine if the kidney has only one type of cell, cell to function reabsorption for example, the function of the kidneys for filtration, filter all kinds of harmful substances in our body, it will not happen. Billions of toxic substances will be circulating in our blood vessels.

In another scientific fact revealed that every cell in the kidney works through two mechanisms. The first of them work together to create harmony in diversity in support of renal function, which is their second work autonomously for themselves. This is important because it is through these two mechanisms, they can fix themselves, and at the end if they stay healthy, their function as the cells of the kidney is still running that will automatically support the overall renal function.

It is also valid in the order of man's relationship to society, man and the environment, humans and the universe. We live autonomously in the planet, but at the same time we also participate in the creation of the order of life on earth.

If we as individuals can appreciate the existence of human beings and other human differences, then the order of life on earth will continue to take place in harmony. If there is disharmony, we try to remain silent for a moment, to improve ourselves, like kidney cells repair themselves autonomously in the event of an error or defect on it.

It could be disharmony occurs comes from ourselves, but like the kidneys, let's start the improvement of ourselves each, regardless of the source of disharmony. If each individual to reflect and improve each, it will automatically create harmony and survival will keep running.

E. Evolution of Darwin versus Endosymbiosis of Margulis

According to Darwin that living things are now is the result of natural selection and mutation that occur in living organisms such. Only the most living creatures can adapt to survive, the process of adaptation is made possible by the mutation.

Darwin's theory is implied meaning that only a strong living creatures mutate to survive, while the living beings who are not strong will mutate extinct. Life seemed to be a competition that takes place constantly, the strong would defeat the weak, even though they may not compete powers like boxers in the ring.

Their competition takes place on their own, for example there are two organisms; A and B. A was in his track and B was in his track, respectively to maintain the life. But if A made it through

natural obstacles and adapt and mutate and B doing the opposite, then the B will be considered lost and extinct in life.

But let's look at this one theory, Lynn Margulis, a biologist from the University of Boston in the 1960's said that life evolved through mutual cooperation and not through the survival of the most decent, this theory is called the endosymbiotic theory.

According to this theory, the process of evolution began in the simplest living things which was the first living creature. The living being is a single-celled organisms without a cell nucleus, such as the bacterium *Escherichia coli*. Evolution occurs when newly formed cells have a nucleus, these cells are formed from the process of mutual cooperation in the form of a merger between several simple cells that lack nucleic of cells or parts of cells that work together to form new cells.

I am more likely to Margulis's theory which simply I translated that life is not a competition, but life and the life of the present is the result of mutual cooperation between the creatures living in the past.

A and B cooperate each other for survival, nurturing each other and share a sense that A and B will form a new family that is C which is a blend of A and B. There is no competition, it is loving one another.

This is supported by scientific facts discovered in Lake Turkana, Kenya. An archaeologist examined the remains of anthropoid apes 150 million-year-old in the area. It would pull the fact, turned out to archaeologists found evidence that these apes live together and cooperate with the discovery of evidence that these apes share food and help each other. The archaeologists did not find a fight that arise because of the conflict to competing for food, there are no events that corroborate that the strong would defeat the weak.

F.Sperm Competition



Figure5. Sperm and Ovum

Spermatogenesis

Sperm are small, oval, flagella, and the overall shape resembles a tadpole (tadpoles). Flagellum in sperm is used as a tool motion in the liquid medium. Sperm is produced in the testes. In mammals, there testes in males as testicles or testicles. Testicles in humans numbered pair. In the testicles are tiny tubes called seminiferous tubules. On the inner wall of this channel, a process of spermatogenesis.

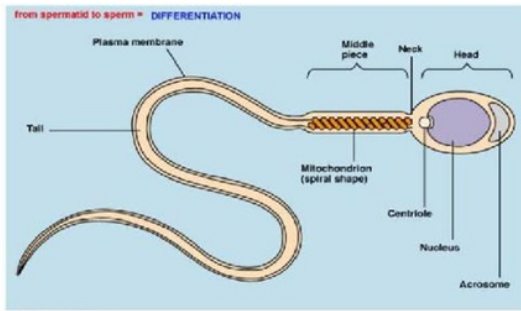


Figure 6. Structure (anatomy) of spermatozoa

Simultaneously, this process produces mature sperm in the seminiferous tubules through the following steps:

1. When a boy reaches puberty at the age of 11 to 14 years, male sex cells are not yet specialized and primitive called spermatogonia be activated by the secretion of the hormone testosterone.
2. Each spermatogonia divide by mitosis to produce two daughter cells, each containing 46 chromosomes complete.
3. The two resulting daughter cells are each called spermatogonia are re-doing the mitotic division to produce daughter cells, and the other is called primary spermatocytes which are larger in size and move into the lumen of the seminiferous tubules.
4. The primary spermatocytes do meiosis for yielding two secondary spermatocytes that are smaller than the primary spermatocytes. The secondary spermatocytes each have 23 chromosomes made up of 22 chromosomes body and one sex chromosome (Y or X).
5. Both the secondary spermatocytes do mitosis to produce four more cells called spermatids that still have 23 chromosomes.
6. Spermatids then transformed into mature spermatozoa without undergoing fission and are haploid (n) 23 chromosomes. The entire process of spermatogenesis is spent about 64 days.

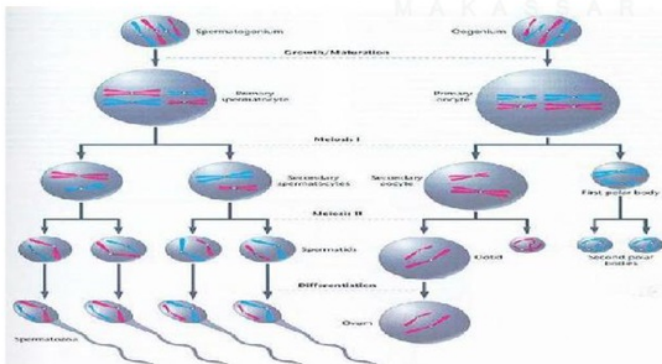


figure 7. The Process of producing mature sperm

Another scientific fact that straighten the assumptions people who have declared that life is full of competition, because since the formation of man in nature's womb. Millions of scrambling sperm to fertilize an ovum which is only one. This understanding is less true, because once observed under a microscope and supported many journal publications stating that the millions of sperm did not have the same morphology and anatomy.

There are short-tail sperm, long. There are big head, some small. So it is not competition, it would be unfair for making the sperm compete, while they do not have the same shape. Even if they are competing, not always quicker to be get faster to the ovum, due to X sperm has small head size and fast movements, while Y sperm has head size large and slow movements. X sperm that fertilizes the ovum which will produce daughters, while if the Y sperm that fertilizes the ovum will produce a boy. If the competition that happens then all of the population will now female, the male will become extinct.

G. Conclusion

Conclusion of This Paper Are :

1. There is a correlation between DNA and Creating Harmony based on Biological Perspective
2. There is a correlation between Kidney and Creating Harmony based on Biological Perspective
3. There is a correlation between Evolution of Darwin versus Endosymbiosis of Margulis and Creating Harmony based on Biological Perspective
4. There is a correlation between Sperm and Creating Harmony based on Biological Perspective



REFERENCES

- Gibson John, (2003). *Fisiologi dan Anatomi Modern untuk perawat*. Jakarta : EGC
- Hanafiah J. (2002). Gambaran umum menopause, definisi, demografi dan epidemiologi. Pada kursus dasar menopause.
- Hidayat A., (2001). Bila tidak ada kontraindikasi haruskah semua perempuan menopause diberi TSH?. Disampaikan pada simposium menopause PIT XII POGI Palembang 2 Juli 2001. Bagian obstetri dan ginekologi FK UNIBRAW Malang.
- Holder, T.J. and others. , (1986). *A History of Embryology*, Cambridge University, Press
- <http://embryology.med.unsw.edu.au/Medicine/BGDFace/BGDFace.htm>
- http://www.deathroe.com/Baby_Development/index.cfm
- <http://www.100abortionpictures.com/>
- Larsen, W., (1993). *Human Embryology*. New York: Churchill Livingston Co.
- Murakami, Kazuo., (2007) *The Miracle of DNA, Menemukan Tuhan Dalam Gen Kita*. Jakarta : Mizan
- Pearce,E., (2002). *Anatomi dan Fisiologi untuk Paramedis*. Jakarta : Gramedia
- Rambulangi J., (2001). *Klimakterium dan penanganannya*. Makassar
- Saiffuddin,(2009). *Fisiologi Tubuh Manusia*. Jakarta : Salemba Medika
- The Visible Embryo, (2013). www.visembryo.com
- The Chronological Development of The Unborn Child, www.sfuhl.org
- Vaughn, C. (1996), *How Life Begins: the science of life in the womb*. New York: Times Books, 1996.

The Harmony of Various Biological Perspective (from DNA, Kidney, Evolution of Darwin, Endosymbiosis of Margulis, until Sperm)

ORIGINALITY REPORT

11%

SIMILARITY INDEX

11%

INTERNET SOURCES

1%

PUBLICATIONS

%

STUDENT PAPERS

PRIMARY SOURCES

1

[adoc.tips](#)

Internet Source

10%

2

[humanorgans.wordpress.com](#)

Internet Source

1%

3

Haifaa A. Jawad. "The Rights of Women in Islam", Springer Nature, 1998

Publication

1%

Exclude quotes On

Exclude matches < 1%

Exclude bibliography On