

**ENGLISH TEACHER'S GESTURE TOWARD THE STUDENTS' MOTIVATION
IN STUDYING ENGLISH AT SMP AL-ISLAM BENTENG TELLUE BONE**



*Submitted to the Adab and Humanities Faculty of Alauddin State Islamic
University of Makassar in partial Fulfillment of the Requirements for the Degree
of Sarjana Humaniora*

By:

HASMIATI

Reg. Num. 40300112113

**ENGLISH AND LITERATURE DEPARTMENT
ADAB AND HUMANITIES FACULTY
ALAUDDIN STATE ISLAMIC UNIVERSITY MAKASSAR
2017**

PERNYATAAN KEASLIAN SKRIPSI

Dengan penuh kesadaran, penulis yang bertanda tangan di bawah ini menyatakan bahwa skripsi ini benar-benar adalah hasil karya penulis sendiri, dan jika dikemudian hari terbukti merupakan duplikat, tiruan, plagiat, atau dibuat oleh orang lain secara keseluruhan ataupun sebagian, maka skripsi ini dan gelar yang diperoleh ~~batal~~ demi hukum.

Romangpolong, 20 Maret 2017

Penulis



Hasmiati
40300112113

UNIVERSITAS ISLAM NEGERI
ALAUDDIN
M A K A S S A R

PERSETUJUAN PEMBIMBING

Pembimbing peneliti skripsi Saudari **Hasmianti**, NIM: 40300112113, mahasiswa jurusan Bahasa dan Sastra Inggris pada Fakultas Adab dan Humaniora Universitas Islam Negeri Alauddin Makassar, setelah dengan seksama meneliti dan mengoreksi skripsi yang bersangkutan dengan judul **“English Teacher’s Gesture toward the Students’ Motivation in Studying English at SMP Al-Islam Benteng Tellue Bone”**, memandang bahwa skripsi ini telah memenuhi syarat ilmiah dan dapat disetujui untuk dapat diajukan ke **Sidang Munaqasyah**.

Demikian Persetujuan ini diberikan untuk diproses lebih lanjut.

Romangpolong, 20 Maret 2017

Pembimbing I



Serliah Nur, S.Pd., M.Hum., M.Ed.
NIP. 19730905 200501 2 003

Pembimbing II



Masykur Rani, S.Hum., M.Pd.
NIP. 19870704 201502 1 7001

UNIVERSITAS ISLAM NEGERI
ALAUDDIN
M A K A S S A R


APPROVAL SHEET FOR THESIS

Title of Thesis : English Teacher's Gesture toward the Students' Motivation in
Studying English at SMP Al-Islam Benteng Tellue Bone
Name : Hasmiati
Reg. Number : 40300112113
Program : English and Literature Department
Date of Proposal Examination : November, 22th 2016

Romangpolong, March 20th 2017

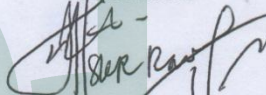
Supervised by:

Supervisor I



Serliah Nur, S.Pd., M.Hum., M.Ed
NIP. 19730905 200501 2 003

Supervisor II




Masykur Raaf, S.Hum., M.Pd
NIP. 19800909 201302 1 7001

Approved by:

The Head of English and Literature Department,

UNIVERSITAS ISLAM NEGERI


H. Muh. Nur Akbar Rasvid, M.Pd., M.Ed., Ph.D
NIP. 19811106 200312 1 003

Acknowledged by:

The Dean of Adab and Humanities Faculty,




Dr. H. Barsihannor, M.Ag.
NIP. 19691012 199603 1 003

PENGESAHAN SKRIPSI

Skripsi yang berjudul *English Teacher's Gesture toward the Students' Motivation in Studying English at SMP AL-Islam Benteng Tellue* yang disusun oleh **Hasmiati**, NIM: 40300112113, Mahasiswi jurusan Bahasa dan Sastra Inggris pada Fakultas Adab dan Humaniora UIN Alauddin Makassar, telah diuji dan dipertahankan dalam *Sidang Munaqasyah* yang diselenggarakan pada hari **Senin, 27 Maret 2017 M**, bertepatan dengan **28 Jumadil Akhir 1438 H**, dan dinyatakan telah dapat diterima sebagai salah satu syarat untuk memperoleh gelar Sarjana Humaniora (S.Hum.) dalam ilmu Adab dan Humaniora, Jurusan Bahasa dan Sastra Inggris (dengan beberapa perbaikan).

Romangpolong, 27 Maret 2017 M.
28 Jumadil Akhir 1438 H.

DEWAN PENGUJI:

Ketua : Dr. Abd. Rahman R, M.Ag.

Sekretaris : Rabiatul Adawiah, M.Hum.

Munaqisy I : Dr. Abd. Muin, M.Hum.


Munaqisy II : Hj Nahdhiyah. S.S., M.Pd.

Konsultan I : Serliah Nur, S.Pd., M.Hum., M.Ed.

Konsultan II : Masykur Rauf, S.Hum., M.Pd.

Pelaksana : Isnawati Azis, SE.

()
()
()
()
()
()
()



Diketahui oleh:
Dekan Fakultas Adab dan Humaniora
UIN Alauddin Makassar,

Dr. H. Barsihannor, M.Ag.

NIP: 19691012 199603 1 003

ACKNOWLEDGEMENT

بِسْمِ اللَّهِ الرَّحْمَنِ الرَّحِيمِ

All praises to Allah SWT who has blessed, guided and given the health to the researcher during writing this thesis. Then, the researcher would like to send Invocation and Peace to the Great Prophet Muhammad SAW peace be upon Him, who has guided the people from the darkness of civilization to the better life.

The researchers realizes that in writing and finishing this thesis, there are many people that have provided their suggestion, advice, help and motivation. Therefore, the researcher would like to express thanks and highest appreciation to all of them.

For the first, the researcher gives special gratitude to her parents, Haddise and Sehang who have given their loves, cares, supports and prayers in every single time. Researcher feels nothing without them in her side. Then, the researcher gives thanks to her sister Marliah, her brother Juharman and also her cousin Sarwana, Hasnidar, who have motivated, helped and guided the researcher.

Secondly, the greatest thanks to the Rector of Alauddin State Islamic University of Makassar, Prof. Dr. Musafir Pababbari M.Si., the Dean of Adab and Humanities Faculty, Dr. H. Barsihannor M.Ag., all the Vices of Dean of Adab and Humanities Faculty, Dr. Abd. Rahman R, M.Ag., Dr. Hj. Syamzan Syukur, M. Ag., and Dr. Abd. Muin, M.Hum., the Head of English and Literature Department, H.Muh. Nur Akbar Rasyid, M.Pd., M.Ed., Ph.D., and specially to the Secretary of

English and Literature Department Syahrini Junaid, S.S., M.Pd for the help, and administrative support.

Thirdly, the researcher's gratitude due to her first and second supervisors, Serliah Nur, S.Pd., M.Hum., M.Ed., and Masykur Rauf, S.Hum., M.Pd., for their guidance, support, advices and their precious time during writing this thesis. Furthermore, the researcher would like to express thank to her first examiners Dr. Abd. Muin, M.Hum., and her second examiner Hj. Nahdhiyah, SS., M.Pd for their guidance, correction, support and advices. Besides, the researcher does not forget to say a lot of thanks to all the lecturers of English and Literature Department for their patience in sharing knowledge to the writer during academic years.

Besides, the deepest appreciation individually and collectively thanks to students of English and Literature Department academic year 2012; AG 1 and 2, AG 3 and 4 and especially to her friends in AG 5 and 6 for the togetherness that the researcher passed in university. Furthermore, for dearest friends that always give support and help during writing this thesis, Nurhidayati S.Hum, Ita Sari S.Hum, Herina, Pika S.Hum, Eka Serli Sudarni S.Hum, Fitriyani Madiyah S.Hum, Nurwahidah SR, S.Hum, Kurniawati, Yenni Yana S.Hum, Sri Wahyuni, S.Hum, Esi Sartiah S, S.Hum, Robing, S.Hum, Muh. Yunus, Muh Fathul Amin K, S.Hum, Hardillah, Nur Imam Syafar, Wiwin Rahimuddin, Haerani S.Hum, Ashary Ilyas, Reza Ardiansyah, Imran Anshari S.Hum, Chaidirani, Meila, A Nurcahyadi, Abd Razak, Kurniadi S.Hum, Abdul Rahim, Babul, Sarniati, Sitti Nur Hikmah, Sri Ayu Lestari S.Hum and all the friends that cannot be mentioned one by one..

Finally, May Allah SWT reward lot of happiness and blessing to the researcher.

Romangpolong, March 20th 2017

Hasmiati



LIST OF CONTENTS

COVER	i
PERNYATAAN KEASLIAN SKRIPSI.....	ii
PERSETUJUAN PEMBIMBING.....	iii
APPROVAL SHEET	iv
PENGESAHAN SKRIPSI.....	v
ACKNOWLEDGEMENT	vi
LIST OF CONTENTS	ix
ABSTRACT	xi
 CHAPTER I INTRODUCTION	
A. Background	1
B. Research Question.....	4
C. Research Objective.....	4
D. Research Significances.....	4
E. Research Scope	5
 CHAPTER II REVIEW OF RELATED LITERATURE	
A. Previous Findings.....	6
B. Partinent Ideas	8
1. Nonverbal Communication.....	8
2. The Process of Nonverbal Communication	9
3. Definition of Motivation	13
4. Kinds of Motivation	14
 CHAPTER III RESEARCH METHOD	
A. Research Method.....	18
B. Research Subject	18

C. Research Instrument.....	19
D. Data Collecting Procedures.....	19
E. Data Analyzing Technique.....	19
 CHAPTER IV FINDINGS AND DISCUSSIONS	
A. Findings.....	20
B. Discussions.....	37
 CHAPTER V CONCLUSIONS AND SUGGESTIONS	
A. Conclusions	45
B. Suggestions	46
BIBLIOGRAPHY	47
BIOGRAPHY	49
APPENDIXES	50



ABSTRACT

Name : Hasmiati
 Reg. Number : 40300112113
 Major : English and Literature Department
 Faculty : Adab and Humanities
 Title : English Teacher's Gesture toward the Students' Motivation at
 Studying English in SMP Al-Islam Benteng Tellue Bone
 Supervisor I : Serliah Nur
 Supervisor II : Masykur Rauf

This research discussed about the teacher's gesture toward the Students' Motivation in Studying English in SMP Al-Islam Benteng Tellue. This research aimed to describe the *teacher's gesture* in order to *motivate students in studying English* and to *find out the students' response about the teacher's gesture* in the classroom. This research actually based on Hunt's theory about the teacher's gesture. The research applied descriptive qualitative method. The researcher used observation sheet and interview sheet as the instruments in order to find out the valid data. The findings showed that there were six gestures that used by teacher in the classroom, those were: *facial expression, head nodding, smile, the teacher beside students, the teacher circulates the classroom, and eye contact*. The researcher believed that there were twelve students which had been motivated by teacher's gesture. The researcher concluded that the teacher should know about the nonverbal communication especially related to gesture because the researcher argued that the teacher's gesture could motivated students in studying English in the classroom.

Keywords: *Teacher's Gesture, Students' Motivation, Nonverbal Communication.*



UNIVERSITAS ISLAM NEGERI
ALAUDDIN
M A K A S S A R

CHAPTER I

INTRODUCTION

This chapter consists of background, research question, objective of the research, significance of the research, and scope of the research.

A. Background

Emanuel (2010:2) says that communication is the most important factor for human life, our existence would perhaps be meaningless without the ability to communicate because the communication human can adapt easily to their environment, behavior and our actions, and to describe our purpose. Taylor (2000:14) says that communication is defined as the giving, receiving or exchanging of information, opinions or ideas so that the message is completely understood by involved. Based on the explanation above, the researcher conclude that communication is one of communication is important for human, both understand other people, the environment, and receiving or exchanging of information. Communication is divided into two groups, namely verbal communication and nonverbal communication

Novinger in Nur (2014:170) says that verbal communication is communication by words symbols of meaning and communication to exchange message with one another that often evokes the idea of oral communication. Negi (2009: 101) says that non-verbal communication is a communication that a person towards others by using cues that can generate meaning and understandable although

not using the words, and nonverbal communication is one of form to convey the message not the form of sound but using non-linguistic cues, e.g. facial expressions, gestures etc.

Corballis (1999:17) says that gesture is thought to have appeared as one of the earliest forms of communication, gesture and speech have been combined for the use of language, as well as the action of the body that looks communicate the messages to others. Kelly in Michael (2014:17) says that gesture is communication used everyday that have varied forms, and contain some meaning to communicate such different emotions and thoughts. Based on some experts' opinion about gesture, the researcher conclude that gesture is a form of nonverbal communication that is used to communicate through the action of the body to deliver the message, as well as the communication that have varied forms through the movement that can be understood by others. Tenjes in Buja(2009:137) says that strengthening gestures like hand movement, smile are forms of movement that important to raise the students motivation in studying.

Alder in Natsir (2014:103), says that motivation is always in the program of learning because motivation is an internal situation that move or drive to do something, an encouragement that will cause a person to perform an act to achieve certain goals. Brown (2000:102) says that motivation is commonly thought of as an inner drive and something what makes a person to act for their desires and interests, need and encouragement, impulse emotion or desire that moves one to do

particular action. Based on some experts' opinion, the researcher conclude that motivation is an encouragement to raise someone to do something, and motivation is a strength, desire, and interest in, or a situation that drives a person to achieve the goal.

Based on statements from the background, the researcher is really eager to analyze on the teacher's gesture toward the students' motivation in studying English. When the process of teaching in the classroom the teacher not only uses verbal communication to motivate students but most of them also interact by using nonverbal communication such as gesture to motivate students. On the other hand the students not only requires action from words but also through action special without to speak, therefore the researcher is interested in further evaluating what kinds of gesture which is used by teacher to motivate students in studying English.

*Based on the statement above the researcher is interested in conducting a research under the title: **English Teacher's Gesture toward the Students' Motivation in Studying English at SMP Al-Islam Benteng Tellue Bone.***

B. Research Question

In relation to the statment above, the reseacher will formulate the research questions as follows:

1. *Which gestures are used by the teacher motivating the Students in Studying English?*

2. *What is the students' response about gesture which is used by the teacher in the classroom?*

C. Research Objective

Based on the research question above, the researcher concluded objective of the research is:

1. *To describe of gestures are used by the teacher motivating the Students in Studying English?*
2. *To find out the students' response about gesture that used by the teacher in the classroom.*

D. Research Significance

1. *Theoretically for the college students, the researcher hopes this become a good references for those who want to study or conduct a research about nonverbal communication especially for students who interested in nonverbal communication.*
2. *Practically, for the readers, the researcher hopes this research can be good reference to be read and also to expand new knowledge about teacher's gesture and the readers is able to apply the way he delivers his opinions, and his ideas.*

E. Research Scope

The scope of this study focuses on teacher's gesture toward the students' motivation in studying English, the researcher will use Hunt's theory (2009) about Nonverbal Communication such as kinesic, proxemics, haptics, and oculesic.



CHAPTER II

REVIEW OF RELATED LITERATURE

This chapter presents previous findings, and some pertinent ideas.

A. Previous Study

Buja (2009) conducted a research on The Influence of A Teacher's Non-Verbal Behaviour on Students Motivation. Her research aims to showed nonverbal behaviour that arise when the teacher motivate students. This research used descriptive qualitative method, and this research used Tenje's theory about nonverbal. The purpose of this research is to express that in learning in the classroom the use of nonverbal communication have an important role in learning, therefore the researcher in this research want to look at what the nonverbal is used by teacher to motivate students. The object of this research is the teacher. The result of this research showed that there are several types of nonverbal used by teacher when the motivate students, while the types of nonverbal in this research is kinesic, vocalics, chronemics.

Lisa (2006), conducted a research on The impact of Perceived Teacher's Nonverbal Immediacy on Students Motivation for Learning English. her research aims to explore how teacher's nonverbal immediacy behaviours influence students motivation for learning English. This research used descriptive method, and this research used Mehrabion's theory about nonverbal immediacy. The purpose of this research is to express that teachers' immediacy behaviour are found to have a significant correlation with students' motivation for learning. Students effect and

motivation for learning reflect on their initiative to participation in the classroom when teacher are responsive and caring. The object of this research is the teacher. The result of this research showed that students' motivation for learning English is likely to increase when teachers demonstrate nonverbal immediacy while teaching and there are ten gesture that used by teacher is use monotone, look at students, smile, body position, move around, look at board, has relaxed body position, gesture, uses a variety of vocal expression. Teachers' nonverbal immediacy behaviors contribute to positive interpersonal relationships with students, which students are less anxious and more self-initiated in the learning process where they feel that they are supported and accepted, concurrently, students' motivation for learning is increased.

The similarities of this research and previous findings above lies in the method that used descriptive qualitative method and the object is the researcher focused on nonverbal communication used by teachers. Then, the differences of this research lies in the theory, the first researcher use Tenje's theory about nonverbal, and the second reseracher use Mehrabion's theory about nonverbal immediacy, while this research use Hunt's theory about nonverbal communication.

Based on the previous finding above, the researcher concludes that the Buja's research is focused the type of nonverbal is kinesics, vocalics, and chronomics. Meanwhile Lisa discuss about nonverbal immediacy, while this research will focus on kinesics, proxemics, haptics, and oculesic.

B. Pertinent Ideas

1. Non-verbal Communication

Hanna (2009:690) says that nonverbal communication is both powerful and indispensable in communication, our verbal communication would be ineffective if our nonverbal messages did not accompany them, nonverbal communication is at the heart of every message conveyed or received whether in face-to-face encounters or over the telephone. In fact, nonverbal communication includes personal feelings, emotions, attitudes, and thoughts through body movements gestures, postures, facial expressions, walking styles, positions, and Distance either consciously or involuntarily, more often subconsciously, and unaccompanied by the spoken language.

Negi (2009: 101) says that nonverbal communication is a communication that a person towards others by using cues that can generate meaning and understandable although not using the words, and nonverbal communication is one of form to convey the message not the form of sound but using non-linguistic cues, e.g. facial expressions, gestures etc.

Novinger in Nur (2014:67) states that the non verbal communication is the nonverbal behaviour through which a person communicates, behaviour in the sense includes gestures, facial expressions, tone of voice, dress, body language, and the rituals (such as courtesies) one observes.

Anderson in Keith in Nur (2014:67) stated that nonverbal communication is a powerful form of human expression. It is all around us. Nonverbal messages are often the primary means of signaling our emotions, attitudes, and the status of our relationships with others. Although our communication with others consists of verbal messages, nonverbal communication is equally important as verbal communication.

Based on some experts' opinion above, the researcher concludes that nonverbal communication is a process of communication in which the message is delivered not using the words but to use gestures for example facial expressions, gestures etc, and nonverbal communication can help someone further strengthen the message delivered at the same time understand the reaction of communication when receiving a message.

2. The process of nonverbal communication

Nonverbal communication includes a wide variety of behaviours, including the study of kinesics (facial expressions, posture, and body movement), proxemics (space), haptics (contact, touch behaviour), oculosics (eye behavior), Andersen in Keith in Nur (2014:68)

Ward in Nur (2014:68) mentioned elements of nonverbal communication into three:

a. Mutual Gaze

According to Ward (2014:68) cultural has explicit rules about eye behavior such as staring and lowering the eyes. The same behavior can have different meaning

indifferent cultures, giving rise to misinterpretation. For example, in some cultures tend to avert eye contact during conversation but in others, direct eye contact means showing respect and paying attention. In addition, direct eye contact indicates honesty and attentiveness, while in others it shows arrogance and boldness.

b. Bodily contact

Cultures also vary in the extent to which they allow bodily contact. Contact cultures include Arab, Latin America, and Southern European groups. In non-contact societies, touching is only allowed under very restricted conditions, such as within the family, in brief handshakes with strangers, or in specialised role relationships (e.g. doctor, dentists, and tailors). Contact outside these approved settings can be a source of considerable anxiety.

c. Gesture

Corballis (1999:17) says that gesture is thought to have appeared as one of the earliest forms of communication, gesture and speech have been combined for the use of language, as well as the action of the body that looks communicate the messages to others.

Kelly in Michael (2014:17) says that gesture is communication used everyday that have varied forms, and contain some meaning to communicate such different emotions and thoughts

Hunt (2009:80-84) classified types of nonverbal symbols in the classroom that used by teacher as follows:

1) Kinesics

Kinesics refers to the way facial expressions, emblems (gesture), and head movement, related to teaching behaviors drawn concerning head movements. Head nodding typically is seen as acceptance and interest, some moderate level of gestural activity often is associated with the abstract concept of enthusiasm. Interpretations of kinesic messages, consequently, are only open to some general conclusions. It is observed, however, that teachers who have better control of their classes and who are accessible to their students tend to manifest a relaxed and open bearing toward them (e.g thumbs up and hands on hips).

Teachers whose nonverbal behaviors indicate they have the energy or vigor to take care of their classroom leadership role. Additionally, teachers who smile and raised cheeks project a pleasant demeanor toward their students signal that they like others and are happy being around them. This can produce a comparable response in return from students.

2) Proxemics

The use of distance in the communication process is referred to as proxemics and applies to the use of one's social and personal space in situations that typically involve other people. When teachers and students are whole-class situation, and the

teachers beside students the amount of student participation and focus may be found in class activities.

When assigned of percentage in the classroom, and the students complete their work when the teacher circulates the classroom during work time. This types of nonverbal communication, an application of the understanding of the concept of proxemics, when student perceive the teacher as truly being interested in their work (Hunt, 2009:82).

3) Haptics

Nonverbal language communication through touching behaviors is known as haptics, touch is primary means of communication. Touch is a common method of communicating among teacher and students in the classroom, when the teacher to the warmth shown by a hand on the student's shoulder, so between teachers and students in. Teachers are advised to not be afraid to touch, but also to be alert to the various interpretations that touching may invoke. Touching students in the classroom should emerge as a natural part of the classroom situation and be used only by teachers who feel comfortable in using it (Hunt, 2009:83).

4) Oculesics

The study of how the eyes and eye movements can communicate is termed oculesics. Eye contact with another person can command involvement, if teacher desire that their students be involved in the learning process, attention to oculesics is

important as the eyes influence the quality of communication. In the role classroom leader, the teacher can improve communication channels by establishing good eye contact with students. When students are speaking, eye contact from the teacher should be evident. This tells students that the teacher is interested in what they are saying. Look at students promotes their attentiveness and positive regard for the teacher, strong eye contact tends to heighten the credibility of the speaker (Hunt, 2009:84).

3. Definition of Motivation

Towndrow (2008:37) says that motivation is what moves us to do something. It involves energy and drive to learn, work effectively, and achieve potential. Motivation also plays a large part in the interest and enjoyment of study.

Motivation is a force that energizes and directs behavior toward a goal, just as a force moves an object, motivation moves a person more visualized, if individuals are machines, motivation is as the very engine that powers and directs individuals' behavior (Paul and Kauchak, 1994:1).

Guanjie in Kong (2009:2) says that motivation is not only an intensive desire for learning and acquiring knowledge of English, but also an inner cause that push students forward in English learning with enthusiasm and willingness. It is something like the engine and steering wheel of an automobile that can moves students from

boredom to interest. It is an inner power to drive and persevere students in English learning.

Brown (2000:102) says that motivation is commonly thought of as an inner drive and something what makes a person to act for their desires and interests, need and encouragement, impulse emotion or desire that moves one to do particular action.

Based on some experts' opinion, the researcher concludes that motivation is an encouragement to raise someone to do something, and motivation is a strength, desire, and interest in, or a situation that drives a person to achieve the goal.

4. Kinds of motivation

Harmer (1991: 05) says that there are two type of motivation which is intrinsic motivation with factors outside the classroom. The second is extrinsic motivation which in concern with factors inside the classroom. Based on Krashen (1988:906) mentioned the following factors which are rather related to motivation is integrative motivation and instrumental motivation.

a. Intrinsic motivation

Intrinsic motivation is desire to do something because you want to do, intrinsic motivation is of course not the only determiner of success for a language learner sometimes, no matter how much you want to accomplish something or how hard you try, you may not success for a host of other reasons.

Harmer (1991:4) states that intrinsic motivation refers to learn itself having its own reward. It means the learners are willingly and voluntarily (not compulsorily) try to learn what they think it is worth or important for them. When students have intrinsic motivation, they have the internal to learn and they do not have the need for external outcomes. There are no negative impacts in having intrinsic motivation. In addition, intrinsic motivation pushes the students to learn without rewards, because the need is innate or come from inside or depends on their own will

The following are some factors influencing intrinsic motivation (Harmer 1991: 4-5)

1) Physical condition

It is clearly the case that the physical conditions have a great effect of learning and can alter the students' motivation either positively or negatively. Generally, teachers should presumably try to make classroom as pleasant as possible, event if conditions are bad it may be possible to improve the atmosphere with posters and students work.

2) Method

The method by which students are taught must have some effect on their motivation. If they find it deadly boring they will probably become de-motivated, it is also true that different students are more or less sympathetic to any particular method depending upon their expectations.

3) The teacher

The teacher is the most factors affecting in students' confidence, interesting classes and qualities of the students. The students were concerned in additional important qualities of the teacher, such as:

- a. The teacher shows sympathy for his students.
- b. The teacher is fair to all his students (whether good or bad at English)
- c. The teacher inspires confidence.

4) Success

Success or lack of it plays a vital part in the motivational part drive of students. Both complete failure and complete success may be de-motivation. It will be the teacher's job to set goals and takes at which most of his or her students can be successful or rather tasks which he or she could realistically expect the student to be able to achieve.

b. Extrinsic motivation

Harmer (1991:3) states that extrinsic motivation refers to a desire to get a reward and avoid punishment. It emphasizes external need to persuade the learner to take part in learning activity, such as homework, grade, or doing something to please teacher.

c. Integrative Motivation

Krashen (1988: 907) states that Integrative motivation is the desire to be a part of recognized or important members of the community or that society that speak the second language. It is based on interest in learning the second language because of their need to learn about associate or socialize with the people who use it or because of purpose or intention to participate or integrate in the second language using the same language in that community.

d. Instrumental Motivation

Krashen (1988: 907) states that instrumental motivation is involves the concepts of purely practical value in learning the second language in order to increase learners careers or business opportunities, giving them more prestige and power, accessing scientific and technical information, or just passing a course of their study in school.

CHAPTER III

RESEARCH METHODOLOGY

This chapter presents and explains research method, subject of the research, instrument of the research, procedures of data collection, and technique of data analysis that used in this research.

A. Research Method

The method of this research used descriptive qualitative method. *It aimed to describe about teacher's gesture toward the Students motivation in studying English. Bogdan and Biklen in Sugiyono (2016:13) conclude that qualitative method is a natural setting as the direct source of data and researcher is the key instrument and qualitative research is descriptive because the data collected is in the form of words of pictures rather than number.*

B. Research Subject

The subject of this research is the teacher in SMP AL-ISLAM Benteng Tellue. The researcher chose one English teacher and only one class that is third level of SMP AL-ISLAM Benteng Tellue. The researcher chose to do research on the Bone because the school is one of the private school which has the background of Islam. Therefore, the researcher looked ways to strengthen gestures that used by teacher to motivate his students in studying English. The researcher used purposive sampling because based on Sugiyono (2016: 219) purposive sampling is sampling technique of

data sources with certain considerations, for example, those that are considered the most knowledgeable about what to expect.

C. Research Instrument

The researcher used observation sheet and interview sheet. The observation sheet had function to find out of the kinds of gesture that used by teacher. The interview sheet had function to find out students' motivation from gesture that used by teacher, and also the researcher used video recorder to support classroom observation to record teacher's gesture.

D. Data Collecting Procedures

The procedures of collecting data in this research presented in chronological as follows:

1. *Firstly, the researcher asked the teacher's schedule when he teaching English.*
2. *Secondly, the researcher observed the teacher's gesture by using observation sheet.*
3. *Finally, the researcher interviewed twelve students about teacher's gesture that can motivate them and observed the process of learning English by using video recorder to support classroom observation.*

E. Data Analyzing Technique

The researcher categorized the gesture that used by teacher in observation sheet and the result of the video recorder. Then, listing all of the gesture that can motivate students based on students' answer from interview sheet. The next steps the researcher analyzed the data based on Hunt's theory about nonverbal communication toward the students motivation. Then, researcher drew conclusion.



CHAPTER IV

FINDINGS AND DISCUSSION

This chapter consist of the analysis of English teacher's gesture toward the Students' motivation in studying English at SMP Al-Islam Benteng Tellue Bone as the result of this research.

A. Findings

In this chapter the researcher was going to analyze about the *gesture which is used by the teacher to motivate students in studying English* in SMP Al-Islam Benteng Tellue. There are four kinds of Nonverbal Communication based on Hunt (2009:80-84), they are: kinesic, proxemics, haptics, and oculesic but the researcher only found out three kinds of nonverbal communication, they are: kinesic, proxemics, and oculesics. This finding describes about *gesture*, while to find out the *gesture which is used by the teacher to motivate students in studying English*. The researcher observed based on ten points that have been mentioned in observation sheet. These points are: Facial expression, Head nodding, Thumbs up, Hand on hips, Smile, The teachers stand beside students, The teacher circulates the classroom, Hand on student's shoulder, Touching students, Eye contact. The researcher found out there were six gestures that used by teacher in the classroom, those were: facial expression, head nodding, smile, the teacher stand beside students, the teacher circulates the classroom, and eye contact. Then, the abbreviation the students' response about which is used by the teacher gesture is **H.F.15, M.F.15, A.F.15, M.F.15 (Name. Sex. Age)**.

1. The kinds of gesture used by teacher in the classroom

When the teacher is teaching the classroom there are some gesture that used by teacher. There are six gestures which are used by teacher in the classroom, they are: facial expression, head nodding, smile, the teacher stand beside students, the teacher circulates the classroom, and eye contact.

a. Kinesics in the classroom

Kinesics used by teacher in the classroom is one of the factors to make students more effective in learning. Additionally, when the teacher explains the lesson to students by using facial expressions such as happy expression where students feel comfortable with the actions taken by the teacher while teaching. The learning environment of students in the class also depends on the way teachers teach which can support the activities of students and teachers can create an atmosphere of warmth, comfort to their students. The teacher's smile is a nonverbal communication which indicated the good response to the students. The researcher found out three kinds of nonverbal communication that used by teacher. They are: facial expression, head nodding and smile.

Datum1 :Facial Expression

Facial expression is a form of muscle movement in the face position to deliver on a person's emotional state. In the picture facial expression used by teacher when teaching in the classroom, where the teacher's face appears naturally when teaching his students. Teacher's expression is a form of nonverbal communication that is delivered to students when the learning process takes place.

Datum2 :Head Nodding



Head nodding as kinesics which is a form of nonverbal communication. Then, in the picture head nodding which is used by the teacher when teaching in the classroom is the teacher nodding to signify agreement with the answer expressed by students.

Datum3 :Smile



Smile that used by teachers when teaching in the classroom is one part of the movement. Teacher's smile is an expression of happiness that want shown to students while the teacher explains the material being taught.

b. Proxemics in the classroom

Proxemics refers to the way the use of distance in nonverbal communication in the classroom when the learning process takes place. Behavior proximity done by the teacher in the classroom when he was on beside students, so that students feel cared and also feel that teacher interested in their performance. It is the involvement of teachers that important in the classroom because when the teacher is not involved with the students' learning process less effective. The researcher found out two kinds of nonverbal communication that used by teacher. They are: the teacher beside students and the teacher circulates the classroom.

Datum 4: The Teacher Stand beside Students



The distance between teacher and students in the classroom is the teacher beside students. The message nonverbal communication described by teacher when the teacher observe the students' work.

Datum 5: The teacher circulates the classroom



Circulating the classroom was one of nonverbal communications used by the teacher. It was done when the teacher gave a task or provided direction to his students. During he did the process, he looked like walking around his students.

c. Oculestic in the classroom

Oculistics is nonverbal communication that refers to the use the movement of the eye. Eye contact that used by teacher in the classroom while interacting with students such as direct eye and look at students, it is also a gesture that needs to be improved by the teacher while teaching. Teacher also can improve communication channels to establish eye contact with students. When students talk eye contact of teacher should be clear in order to make the students feel that teacher is interested in

what they are saying. The researcher found out one kind of nonverbal communication that used by teacher is eye contact.

Datum 6: Eye contact



Eye contact which was used by teacher to students is a part of oculusics. The teacher's role is to improve nonverbal communication to establish good eye contact in the classroom. In the picture above when teacher make eye contact with the students who are responding to the action taken by the teacher.

1. The students' response about gesture which is used by the teacher in the classroom.

a. Kinesics in the Classroom

Datum 1: Facial Expression

Facial expression used by teacher when teaching in the classroom, where the teacher's face appears naturally, which describes that the teacher was happy face when explaining the material to his students. The students' responses to this gesture are:

Yes, I was motivated because it can increase my confidence to study hard(H.F.15)

Yes, I was motivated because if the teacher seemed happy in teaching I did not feel trembling so that I could pay more attention to the lesson(M.F.15)

Yes, I was motivated because the teacher seemed happy I was also happy to learn.(A.F.13)

Yes, I was motivated because the happy face from the teacher made me interested and not bored while the teacher explains(M.F.15)

Yes, I was motivated because when the teacher use facial expression that like to make it more quiet while studying in the classroom because the teacher looks friendly and makes the classroom feel more comfortable (H.M.15)

Yes, I was motivated if the teacher likes me because can make me more enthusiastic in the class, where the lesson described does not make me bored and easy to understand(MR.M.14)

Yes, I was motivated I include student who are less active in the classroom but when the teacher shows a happy face, it can make me not afraid to ask the teacher. (NF.F.14)

Yes, I was motivated because my self-esteem increases in the classroom to learn again when the teacher shows a happy facial expression while teaching. (NK.F.15)

Yes, I was motivated if the teacher who shows happy face when explaining can be easy to understand because I did not learn. (R.M.15)

Yes, I was motivated because one of the lesson I like is English because the teacher who teach always show happy face to me, so I am diligent to learn. (S.M.15)

Yes, I was motivated because teachers who always show a happy face while teaching can make me quickly understand what is explained by the teacher. (W.M.15)

Yes, I was motivated because I feel very happy when the teacher faces happy, so I can understand the lesson well than before(AS.M.15)

Datum 2: Head Nodding

Head nodding which used by teacher when teaching in the classroom is the teacher nodded signify agree with the answer expressed by students. The students' responses to this gesture are:

Yes, I was motivated because if the teachers nodded his head when my answer was right, it can make me more excited and often answer a question in the class when the teacher asked. (H.F.15)

Yes, I was motivated because it can raise my motivation of learning. (M.F.15)

Yes, I was motivated because if the teacher nodded his head when my answer is right, I can brave the next question. (A.F.15)

Yes, I was motivated because when the teacher nodded, it can make me confident to answer the next question because of good response from the teacher. (M.F.15)

Yes, I was motivated because when the teacher nods his head when my answer is correct, it can add to my motivation to learn because I feel that the teacher is paying more attention. (H.M.15)

Yes, I was motivated when the teacher nods his head when the answer that I uttered rightly makes me even more courageous to ask without having to fear my

answer is wrong so the nod of the head can motivate me to study more diligently. (MR.M.14)

Yes, I was motivated when I asked the teacher whether the question about the lesson or the questions from the teacher that I answered was correct, then the teacher nodded I was very motivated to learn again because got a good response. (NF.F.14)

Yes, I was motivated because I was no longer afraid to ask the teacher when the teacher nodded and justified my answer. (NK.F.15)

Yes, I was motivated I once answered the teacher's question and was convinced that it was true, and then the teacher nodded me to be motivated because my answer was heard by the teacher. (R.M.15)

Yes, I was motivated because when the answer I say is true, then the teacher nods me more diligently again to learn because I want to answer again the next question. (W.M.15)

Yes, I was motivated because the nod from the teacher of the omens answers me right, so motivate me to diligently give or answer questions. (AS.M.15)

Datum 3 :Smile

Smile that used by teachers when teaching in the classroom is one part of the movement. Teacher's smile is an expression of happiness that want shown to students

while the teacher explains the material being taught. Students' responses to this gesture are:

Yes, I was motivated because I feel that the teacher was happy towards me and motivate me to learn. (H.F.15)

Yes, I was motivated because if the teacher smiled, I also feel more diligently to learn. (M.F.15)

Yes, I was motivated because when the teacher smiled at me, it can add enthusiasm to learn. (A.F.15)

Yes, I was motivated because teachers are friendly, so I am not distressed to learn. (M.F.15)

Yes, I was motivated because when the teacher smiles in class, it makes me more motivated to feel that the teacher is not cool and happy with me. (H.M.15)

Yes, I was motivated because when the teacher smiles to me can add my motivation to learn because I feel the teacher is friendly therefore I am not pressured to learn. (MR.M.14)

Yes, I was motivated I feel very happy when the teacher smiles because the lesson that is difficult to understand can be understood well because motivated from the friendly teacher (NF.F.14)

Yes, I was motivated because sometimes the questions given by the teacher are difficult to understand but although it is difficult I am happy because the teacher keeps smiling. (NK. F.15)

Yes, I was motivated when the teacher explained the difficult lesson and showed an angry face I was not easy to understand. But if the teacher smiles I can be easy to understand the lesson. (R.M.15)

Yes, I was motivated because the teacher who smiles to me in the classroom, means the teacher likes me and if the teacher does that I am more eager to learn. (S.M.15)

Yes, I was motivated because the smile given by the teacher adds to my higher learning interest. (W.M.15)

Yes, I was motivated because if the teacher smiles then I am more eager to learn. (AS.M.15)

b. Proxemics

Datum 4: The Teachers Stand Beside Students

The distance between teacher and students in the classroom is the teacher beside students. The message nonverbal communication described by teacher when the teacher observe the students' work. Students' responses to this gesture are:

Yes, I was motivated because I feel the teachers paid attention to me, so I can pay more attention to the lesson well. (M.F.15)

Yes, I was motivated because if the teacher was beside me, it can create more focus on the lesson. (H.F.15)

Yes, I was motivated because I feel that the teachers like the way I learn in the classroom. (A.F.15)

Yes, I was motivated because I was shy, so if a teacher was beside me, it could make me dare to ask directly without having to be embarrassed with my friends. (A.F.15)

Yes, I was motivated because when the teacher is next to me, it can make me nervous, but on the other hand I also feel cared for and the teacher does not distinguish. (H.M.15)

Yes, I was motivated because I feel very happy if the teacher is at my side because it makes it easier to understand the lesson described by the teacher. (MR.M.14)

Yes, I was motivated because when I do not really understand the explanation the teacher can make it easier for me to ask when the teacher is next to me. (NF.F.14)

Yes, I was motivated because in my class often do not pay attention to the lesson and lazy to do the task, but when the teacher is beside me can add motivation to learn because I feel teacher also care (NK.F.15)

Yes, I was motivated because while doing the classroom work and the teachers are at my side, it adds to my learning interest so much better than when the teacher is away from me. (R.M.15)

Yes, I was motivated because I often do not record lessons in class, but when the teacher is at the side I can make diligent to take notes. (S.M.15)

Yes, I was motivated because the teacher is next to me, it indicates that the teacher cares about me. (W.M.15)

Yes, I was motivated because I often do not pay attention to the lessons, so when the teacher is next to me, then I pay more attention to the lesson. (AS.M.15)

Datum 5: The Teacher Circulates the Classroom

Circulating the classroom was one of nonverbal communications used by the teacher. It was done when the teacher gave a task or provided direction to his students. During he did the process, he looked like walking around his students. Students' responses to this gesture are:

Yes, I was motivated because when the teacher circulates around during the learning process, I could finish the task immediately. (H.F.15)

Yes, I was motivated because if the teacher walked around me, then I can be harder to study because of attention from the teacher. (M.F.15)

Yes, I was motivated because if the teacher walked around me, it can increase my interest in learning because of teacher's attention. (A.F.15)

Yes, I was motivated because the teacher noticed my chores so I completed the task excitedly. (M.F.15)

Yes, I was motivated because when the teacher walks around me the teacher shows her sympathy to all the students including me, so that the gesture can increase the motivation in class to learn. (H.M.15)

Yes, I was motivated because I sit in the back so when the teacher walks around the classroom and also walks near me, it can make me more eager to follow the lesson. (MR.M.14)

Yes, I was motivated because the teachers who walk around me can increase the motivation to learn because teachers not only care for students who are smart, but also care about who is not too smart. (NF.F.14)

Yes, I was motivated the sympathy that is also shown by the teacher when teaching in the classroom when walking around, so I feel the teacher is not cool and add our passion in the classroom to study. (NK.F.15)

Yes, I was motivated because the teacher who often walk around me while explaining, I think it's better to hear it more clearly so that lessons can be better understood. (R.M.15)

Yes, I was motivated because I feel more cared for when the teacher walks around me, so I would prefer if the teacher did that(S.M.15)

Yes, I was motivated because when the teacher walks around me, then I feel that the teacher cares about his students and includes me.(W.M.15)

Yes, I was motivated teachers who walk around, I feel that the teacher is paying attention to me.(AS.M.15)

c. Oculesics

Datum 6: Eye Contact

Eye contact which used by teacher when teaching in the classroom is the teacher's role is to improve nonverbal communication to establish good eye contact in the classroom, the teacher make eye contact with the students who are responding to the action taken by the teacher. Students' responses to this gesture are:

Yes, I was motivated because when I ask whether or not my answer is true then the teacher looked at me with good, so I am not afraid to ask again. (H.F.15)

Yes, I was motivated because if the teacher gave eye contact to me, it can make me calmer in learning. (M.F.15)

Yes, I was motivated because eye contact from the teacher made me enjoys learning and can be easy to understand the material. (A.F.15)

Yes, I was motivated because eye contact from a teacher does not make me afraid to ask if I do not understand with the material identified. (M.F.15)

Yes, I was motivated because eye contact can motivate me because it can add the spirit to pay more attention to lesson. (H.M.15)

Yes, I was motivated because when I get tired of taking lessons especially at the last hour, but I feel the spirit again when the teacher looked at me well. (MR.M.14)

Yes, I was motivated because in the class that made me happy to learn that is when the teacher looked at me because the teacher pays attention to what I do. (NF.F.14)

Yes, I was motivated because I study hard in the classroom because of eye contact from the teacher who is watching me. (NK.F.15)

Yes, I was motivated because things that can add to me focus more on the classroom lessons when the teacher eye contact with me. (R.M.15)

Yes, I was motivated because when the teacher makes eye contact with me in class, I pay attention to the lesson because I feel the teacher also cares what I do. (S.M.15)

Yes, I was motivated because of eye contact from the teacher, I feel it is paid attention by the teacher; therefore I do not play to study in class. (W.M.15)

Yes, I was motivated because the teacher's eye contact to me indicates the teacher is not ignorant and pays attention to me. (AS.M.15)

B. Discussions

In this point, the researcher explains the data analysis that had been obtained from the findings above about *gesture which was used by the teacher to motivate students in studying English in SMP Al-Islam Benteng Tellue*. The researcher analyzed this research from four kinds of nonverbal communication based on Hunt (2009: 80-84) they are: kinesic, proxemics, haptics, and oculesic. As the result, 10 gestures from observation sheet, the researcher founded 6 gestures which were used by the teacher to motivate students in studying English in SMP Al-Islam Benteng Tellue: three gestures of kinesics, two gestures of proxemics and one gesture of oculesics.

In the kinds of kinesics, there are: facial expression, head nodding, and smile. Facial expression used by teacher when teaching in the classroom, the teacher's face described that the teacher expressed happy face when explaining the material to his students. The gesture used by the teacher in the classroom is essential to increase the student's motivation to learn in the classroom as it was done when the teacher used facial expressions delighted in explaining the material. From the gesture, it can be seen that the movement got a positive response from the twelve students who were interviewed about the gesture commented that they were motivated to learn in class when the teacher pleased expression, although with different reasons.

Gesture namely head nodding which is the movement of nonverbal communication used by the teacher in the classroom and also a movement that supports the performance of teachers and can be interpreted as an agreement by the teacher to the student because based on Hunt it is related to teaching behaviors drawn concerning head nodding typically is seen as acceptance and interest. Therefore, it can be seen by the responses of the four students that the teacher nodded, it can motivate them because one of students' response if the teacher nodded his head when she answer was right, it can make she more excited and often answer a question in the class when the teacher asked.

Smile was also a gesture used by teacher in the classroom during the learning process takes place, when a teacher applied the movement, it can be interpreted that the teacher was happy to teach students, based on Hunt, the teacher who smile project a pleasant demeanor toward their students is a signal that teacher is happy being

around them. This can produce a comparable response in return from students. The responses of the twelve students that the teacher smiled, it can motivate them because one of students' response that feel a sense of pleasure and can be more enthusiastic in learning.

In the kinds of proxemics, they are: The teachers stand beside students and the teacher circulates the classroom. The message nonverbal communication described by teacher when the teacher observed the students' work. Movement of nonverbal communication that is when teachers beside students including one of gesture that plays an important role because it can be interpreted that the teacher is to show near toward his students because based on Hunt that when teachers and students are whole-class situation, and the teachers beside students the amount of student participation and focus may be found in class activities. Therefore, it can be seen by the responses of the twelve students, It can motivate them because one of students' response when the teacher beside them could make to focus on a given task because it was noticed by the teacher, so the gestures used by teachers can motivate students in learning.

Circulating the classroom was one of nonverbal communications used by the teacher. It was done when the teacher gave a task or provided direction to his students. During he did the process, he looked like walking around his students. The gesture that was used by teacher when take notice and control students can be interpreted that the teacher cared and was interested toward students' work because base on Hunt when the teacher circulates the classroom during work time. This is

kinds of nonverbal communication, an application of the understanding of the concepts of proxemics, when students perceive the teacher as truly being interested in their works. Message nonverbal communication described by teacher is giving a task or provides direction, so to walk around his students. The responses of the twelve students when the teacher circulates them, it can motivated them because the one of the students' responses about this gesture when the teacher circulates around during the learning process, she could finish the task immediately, so the gestures that used by teachers can motivate students in learning.

In the kinds of oculusics, eye contact which was used by teacher when teaching in the classroom was the teacher's role to improve nonverbal communication to establish good eye contact in the classroom, when teacher made eye contact with the students who are responding to the action taken by the teacher. Eye contact that was used by teacher in the classroom during learning process also become an important role and can be interpreted that the teacher gave care to students based on Hunt that in the role classroom leader, the teacher can improve communication channels by establishing good eye contact with students. When students are speaking, eye contact from the teacher should be evident. The responses of the twelve students when the teacher eye contact, it can motivated them because the one of the students' responses about this gesture when she ask whether or not her answer is true then the teacher look at good, so she is not afraid to ask again.

Previous research is Buja (2009) who found out some kinds of gesture that can motivate students was kinesics, vocalic, proxemics and chronemics, and the part of

kinesics are: Facial expression, gesture, body posture, and head nodding. Vocalic is pitch of voice. Proxemics there are the teacher standing in front of students and the teacher *walking beside* students. So, kinds of nonverbal communication that was used by teacher to motivated students were seven gestures.

Meanwhile Lisa's research (2006) found out nine kinds of nonverbal immediacy used by teacher that can motivate students for learning English they are: use monotone, look at students, smile, body position, move around, look at board, has relaxed body position, gesture, uses a variety of vocal expression. In this research, the researcher found out six kinds of gestures that were used by teacher to motivated students gesture, they are: facial expression, head nodding, smile, the teacher beside students, the teacher circulates the classroom, eye contact.

The researcher believes that the importance of gesture in teaching and that the teacher must apply behavior that can motivated students to study not only use verbal communication but also use nonverbal communication especially related to gesture. In this research the researcher by using Hunt's theory from the ten gestures that will be observed researcher. As for the shortcomings of this research from ten gesture to be observed are four gesture which were not used by teacher different with previous studies before, probably due to teacher not professional in teaching. Then, Head nodding that was done by the teacher in the classroom when the students justify answers is essential to implement. As for the point that the teachers agreed with students as claimed by Hunt that related to teaching behavior nodded usually seen as the reception, the researchers also concurred with Hunt but besides the reception of a

teacher, head nodding is also a form of gesture that can make the atmosphere in the classroom more convenient because students feel that teachers respond with the good opinion of them can be seen from one of the students' responses that the teacher nodded his head when the answer was correct that can motivate them to learn and often answered when the teacher asked.

Smile that was done by the teacher in the classroom was to convey that the teacher pleased the students and show a good sense of the teacher's attention. A smile from a teacher based Hunt that the teacher projects a pleasant attitude towards students and researcher also agrees with Hunt but on the other hand the meaning of the smile given by the teacher more than that, researchers feel that the teacher is welcome and friendly towards students and create an atmosphere in the classroom more relaxed, so as to motivate students to learn better as a response of students said that when teacher smiling can motivate them to learn because they feel that the teacher is friendly and makes them not distressed to learn in the classroom.


The teacher beside students showed that the teacher to his students in the classroom was also one important gesture to be applied by teachers in the classroom to make students feel that teachers pay attention to them. As Hunt that when teachers beside students, so the amount of student participation and student focus better and researchers agree with Hunt for anyone teacher should pay attention to a good gesture for the students so that students feel the support given by the teacher. From some of the students' response to the gesture they feel motivated to learn when the teacher stands beside them as it can make them more focused on lessons.

The teacher circulates in the classroom is done by the teacher in the classroom shows that teachers mingle and give a sense of care for their students. Teachers who circulates class is said by Hunt that teachers are walking around the students showed that teachers are interested in the performance of their students and make students have a passion to accomplish their task. Researcher agrees with Hunt as teacher circulates the class can create a classroom atmosphere more conducive as it does when students sit in the back so they feel that teachers do not discriminate against them, so that students respond to that gesture the teacher allows them to learn better in class because they feel that teachers pay attention to them so that motivates him to complete the task.

Eye contact is good that teacher give to students when teaching is a form of support from the teacher to the students as said by Hunt that teachers can improve communications by establishing good eye contact to the students. Researcher agrees with Hunt as by building good eye contact to students can make them comfortable to learn, so the response of students that when teachers with good eye contact can make a calm and motivated to learn.

The students' response include intrinsic motivation because based on harmer there are four factors influencing intrinsic motivation, they are physical condition, method, the teacher, and success. This research included one of factors intrinsic motivation where the teacher showed gesture toward his students like smile. It can be seen that teacher showed fair to all students based on Harmer the teacher is the most factor affecting in students' confidence, interesting classes and qualities of the

students. The students were concerned additional important qualities of the teacher, such as: the teacher shows sympathy for students and the teacher inspires confidence.



CHAPTER V

CONCLUSION AND SUGGESTION

In chapter, the researcher presented out several conclusions and suggestions. After analyzing the data the researcher makes some conclusions and suggestions as follows :

A. Conclusion

After analyzing the data, it was important to conclude what elaborated before. So, the conclusion of this research was;

1. The researcher analyzed kinds of gestures which is used by the teacher to motivate students in studying English in SMP AL-Islam Benteng Tellue. The researcher analyzed the data by used Hunt's theory (2009:80-85) about nonverbal communication such as kinesics, proxemics, haptics, and oculesics. Then, based on the 10 gesture from observation sheet. The researcher founded 6 the gesture which is used by the teacher that can motivate students in studying English in SMP Al-Islam Benteng Tellue: kinesics there are three gestures, proxemics there are two gestures, and oculesics there are one gestures.
2. The researcher also found the students' response about gesture that used by the teacher in the classroom. There are twelve students that interviewed about the six teacher's gesture that can motivate them. As the result, the students' response that the researcher found is the students motivated from the six gesture which is used by teacher, but the different reason.

B. Suggestions

In the end of the thesis, the researcher also provided a number of suggestions as follows:

1. The researcher suggests for the ongoing researcher who wants to study this case that they have to learn about nonverbal communication especially the teacher's gesture.
2. For the reader, the researcher suggests that they can improve their understanding more about nonverbal communication. Because it can be beneficial information to understand that the kinds of nonverbal communication also important role in the teaching process to students especially kinds of gesture that will be used by teacher.

BIBLIOGRAPHY

- Anthony. 2010. *Introduction to Sociolinguistics*. Nigeria: Abuja.
- Brown, H Douglas. 2000. *Teaching by Principle an Interactive Approach to Language Pedagogy*. San Fransisco: Longman
- Buja, Elena. 2009. *The Influence of A Teacher's Nonverbal Communication Behaviour on Students Motivation*. Washington: Transilvania University.
- Emanuel. 2010. *Social Communication in a Technology Driven Society*. American: Volume 12.
- Hamzah, 2006. *Teori motivasi dan pengukurannya*. Jakarta: PT, Bumi Aksara.
- Hanna, J.L. 2009. *To Dance is Human a Theory of Nonverbal Communication*. Chicago: Universitas of Chicago Press.
- Harmer, Jeremy. 1991. *The practice of English language teaching*. London: Longman.
- Hunt, Gilbert. 2009. *Effective Teaching Preparation and Implementation*. American: Thomas Publisher.
- Kong, Yuan. 2009. *Brief Discussion on Motivation and Ways to Motivate Students in English Language Learning*. China: Rizhao University Press.
- Krashen. S. 1988. *Second Language acquisition and second language Learning*. London: Prentice Hall International.
- Lisa, Hsu. 2006. *The Impact of Perceived Teachers' Nonverbal Immediacy on Students Motivation for Learning English*. Taiwan: Taichung Institute of Technology.
- Michael, John. 2014. *Teachers' Perceptions of other Teachers' Spontaneous Hand Gesturing in the EFL Classroom*. American.
- Maslow, A, 1943, *A Theory of Human motivation*. Yogyakarta: Forth editions. Pro-You.
- Natsir, Nur Asia. 2014. *The Factors Influencing the Student's Motivation to use Foreign Language*. Makassar: Alauddin University Press.

- Negi, Janak Singh. 2009. *The Rool of Teachers' Nonverbal Communication in ELT Classroom*. American: Nelta.
- Nur, Serliah. 2014. *Cross Cultural Understanding*. Makassar:Alauddin University Press.
- Paul, D. Eggen, & Don Kauchak. 1994. *Educational Psychology Classroom Connections*. Macmillan: The United States:
- Sugiyono. 2016. *Metode Penelitian Kuantitatif, Kualitatif, dan R&D*. Bandung: Alfabeta.
- Taylor, 2000. *Essential Communication Skill*. Boston: Pearson Educational.
- Towndrow, Phillip A et all, 2008. *Motivation and Practice for the classroom*. Singapore: Sense Publisher.
- William, Downes. 2010. *Linguistics and Sociolinguistics*. Cambridge: Cambridge University Press.



BIOGRAPHY



Hasmiati was born in Soppeng, South Sulawesi, on July 07th, 1993. She is the Third child of Haddise and Sehang. She has one sister and one brother. She began her school at elementary school SD Inp 12/79 Benteng Tellue and graduated in 2006. In the same year, she continued her study Junior High School in SMP Al-Islam Benteng Tellue Islam and graduated in 2009. Then she continued her study in Senior High School in SMAN 1 Ajangale and graduated in 2012. After finishing her study at school, enrolled at State Islamic University of Alauddin Makassar in 2012 and took English and Literature Department (BSI) of Adab and Humanities Faculty.

UNIVERSITAS ISLAM NEGERI
ALAUDDIN
 MAKASSAR



Appendix I : Observation Sheet

In this research, the researcher did research in three times meeting which was used video recorder. Then, each meeting the video took for forty five minutes. The researcher found six gestures that used by teacher in the classroom.

NO	KINDS OF KINESICS	NOTE	
		YES	NO
1.	Facial expression	✓	
2.	Head nodding	✓	
3.	Thumbs up		✓
4.	Hand on hips		✓
5.	Smile	✓	
	KINDS OF PROXEMICS		
6.	The teachers beside students	✓	
7.	The teacher circulates the classroom	✓	
	KINDS OF HAPTICS		
8.	Hand on student's shoulder		✓
9.	Touching students		✓
	KINDS OF OCULESICS		
10.	Eye contact	✓	

Adopted from Hunt (2009: 80-85)

Appendix II : Documentation


1) Facial Expression



2) Head Nodding



3) Smile



1) The Teachers Beside Students



1) The teacher circulates the classroom



2. Eye contact



Appendix III : Interview Guide

1. Siapa nama anda?
(*What is your name?*)

Participant 1

Nama saya HW
(*My name is HW*)

Participant 2

Nama saya M
(*My name is M*)

Participant 3

Nama saya A
(*My name is A*)

Participant 4

Nama saya M
(*My name is M*)

participant 5

Nama saya H
(*My name is H*)

participant 6

Nama saya MR
(*My name is MR*)

participant 7

Nama saya NF
(*My name is NF*)

participant 8

Nama saya NK
(*My name is NK*)



participant 9

Nama Saya R

(My name is R)

participant 10

Nama saya S

(My name is S)

Participant 11

Nama saya W

(My name is W)

Participant 12

Nama saya AS

(My name is AS)

2. Berapa umur anda?
(How old are you?)

Participant 1

Umur saya 15 tahun

(I am fifteen years old)

Participant 2

Umur saya 15 tahun

(I am fifteen years old)

Participant 3

Umur saya 15 tahun

(I am fifteen years old)

Participant 4

Umur saya 15 tahun

(I am fifteen years old)

participant 5

Umur saya 15 tahun
(*I am fifteen years old*)

participant 6

Umur saya 14 tahun
(*I am fourteen years old*)

participant 7

Umur saya 14 tahun
(*I am fourteen years old*)

participant 8

Umur saya 15 tahun
(*I am fifteen years old*)

participant 9

Umur saya 15 tahun
(*I am fifteen years old*)

participant 10

Umur saya 15 tahun
(*I am fifteen years old*)

Participant 11

Umur saya 15 tahun
(*I am fifteen years old*)

Participant 12

Umur saya 15 tahun
(*I am fifteen years old*)

3. Apakah anda termotivasi belajar di kelas ketika guru menggunakan ekspresi wajah yang senang?
(Were you motivated to learn in the classroom when the teacher using facial expressions that happy?)

Participant 1

Ya saya termotivasi karena bisa meningkatkan kepercayaan diri saya untuk giat belajar lagi.

(Yes, I was motivated because it can increase my confidence to study hard)

Participant 2

Ya saya termotivasi karena jika guru kelihatan senang dalam mengajar kita tidak merasa tegang sehingga dapat lebih memperhatikan pelajaran.

(Yes, I was motivated because if the teacher seemed happy in teaching I did not feel trambling so that I could pay more attention to the lesson)

Participant 3

Ya saya termotivasi karena jika guru kelihatan senang saya juga ikut senang untuk belajar.

(Yes, I was motivated because the teacher seemed happy I was also happy to learn)

Participant 4

Ya saya termotivasi karena wajah senang yang diberikan oleh guru membuat saya tertarik dan tidak bosan saat guru menjelaskan

(Yes, I was motivated because the happy face from the teacher made me interested and not bored while the teacher explains)

Participant 5

Ya saya termotivasi karena ketika guru menggunakan ekspresi wajah yang senang dapat membuat lebih tenang ketika belajar di kelas karena guru kelihatan lebi ramah dan membuat suasana kelas lebih nyaman

(Yes, I was motivated because when the teacher use facial expression that like to make it more queit while studying in the classroom because the teacher looks friendly and makes the classroom feel more comfortable)

Participant 6

Ya saya termotivasi jika guru ekspresi senang kepada saya karena dapat membuat saya lebih antusias di kelas, di mana pelajaran yang dijelaskan tidak membuat saya bosan dan mudah untuk dimengerti.

(Yes, I was motivated if the teacher likes me because can make me more enthusiastic in the class, where the explain lesson does not make me bored and easy to understand)

Participant 7

Ya saya termotivasi saya termaksud murid yang kurang aktif di kelas tapi ketika guru memperlihatkan wajah yang senang, hal itu dapat membuat saya tidak takut untuk bertanya kepada guru

(Yes, I was motivated I include student who are less active in the classroom but when the teacher shows a happy face, it can make me not afraid to ask the teacher)

Participant 8

Ya saya termotivasi karena rasa percaya diri saya bertambah di kelas untuk belajar lagi ketika guru menunjukkan ekspresi wajah yang senang ketika mengajar.

(Yes, I was motivated because my self-esteem increases in the classroom to learn again when the teacher shows a happy facial expression while teaching)

Participant 9

Ya saya termotivasi jika guru menunjukkan wajah yang senang ketika menjelaskan dapat mudah dimengerti karena saya tidak tegang belajar.

(Yes, I was motivated if the teacher who shows happy face when explaining can be easy to understand because I did not learn)

Participant 10

Ya saya termotivasi karena salah satu pelajaran yang saya suka yaitu bahasa inggris karena guru yang mengajar selalu menunjukkan wajah senang kepada saya, jadi saya rajin belajar.

(Yes, I was motivated because one of the lesson I like is English because the teacher who teach always show happy face to me, so I am diligent to learn)

Participant 11

Ya saya termotivasi karena guru yang selalu menunjukkan wajah yang senang saat mengajar dapat membuat saya cepat mengerti apa yang dijelaskan oleh guru.

(Yes, I was motivated because teachers who always show a happy face while teaching can make me quickly understand what is explained by the teacher)

Participant 12

Ya saya termotivasi karena merasa sangat senang ketika guru berwajah senang, sehingga saya dapat memahami pelajaran dengan baik daripada sebelumnya

(Yes, I was motivated because I feel very happy when the teacher faces happy, so I can understand the lesson well than before)

4. Apakah anda termotivasi belajar di kelas jika guru menganggukkan kepala saat jawaban yang anda utarakan benar?
(Were you motivated to learn in the classroom if the teacher head nodded when your point out the correct answer?)

Participant 1

Ya saya termotivasi karena jika guru menganggukkan kepalanya saat jawaban yang saya katakan benar dapat membuat saya lebih semangat dan sering menjawab di kelas saat guru bertanya.

(Yes, I was motivated because if the teachers nodded his head when my answer was right, it can make me more excited and often answered a question in the class when the teacher asked)

Participant 2

Ya saya termotivasi karena dapat membangkitkan minat belajar saya di kelas.

(Yes, I was motivated Because it can arise my motivation of learning)

Participant 3

Ya saya termotivasi karena ketika guru menganggukkan kepalanya saat jawaban saya benar, saya bisa lebih berani lagi untuk menjawab pertanyaan dari guru.

(Yes, I was motivated because if the teacher nodded his head when my answer is right, I can brave the next question)

Participant 4

Ya saya termotivasi karena ketika guru mengangguk dapat lebih percaya diri dalam menjawab soal-soal berikutnya karena respon guru yang baik.

(Yes, I was motivated because when the teacher nodded, it can make me confident to answer the next question because of good response from the teacher)

Participant 5

Ya saya termotivasi karena ketika guru menganggukan kepala saat jawaban saya benar, hal itu dapat menambah motivasi saya untuk belajar karena saya merasa bahwa guru memberikan perhatian lebih

(Yes, I was motivated because when the teacher nods his head when my answer is correct, it can add to my motivation to learn because I feel that the teacher is paying more attention)

Participant 6

Ya saya termotivasi ketika guru menganggukan kepala saat jawaban yang saya utarakan benar membuat saya lebih berani lagi untuk bertanya tanpa harus takut jawaban saya salah sehingga anggukan kepala dapat memotivasi saya untuk lebih rajin belajar

(Yes, I was motivated when the teacher nods his head when the answer that I uttered rightly makes me even more courageous to ask without having to fear my answer is wrong so the nod of the head can motivate me to study more diligently)

Participant 7

Ya saya termotivasi ketika saya bertanya kepada guru baik itu pertanyaan tentang pelajaran maupun tentang pertanyaan dari guru yang saya jawab benar, kemudian guru mengangguk saya sangat termotivasi untuk belajar lagi karena mendapat respon yang baik

(Yes, I was motivated when I asked the teacher whether the question about the lesson or the questions from the teacher that I answered was correct, then the teacher nodded I was very motivated to learn again because got a good response)

Participant 8

Ya saya termotivasi karena saya merasa tidak takut lagi untuk bertanya kepada guru ketika guru mengangguk dan membenarkan jawaban saya

(Yes, I was motivated because I was no longer afraid to ask the teacher when the teacher nodded and justified my answer)

Participant 9

Ya saya termotivasi saya pernah menjawab pertanyaan guru dan yakin bahwa itu benar, kemudian guru mengangguk saya menjadi termotivasi karena jawaban saya didengar oleh guru

(Yes, was motivated I once answered the teacher's question and was convinced that it was true, and then the teacher nodded me to be motivated because my answer was heard by the teacher)

Participant 10

Ya saya termotivasi karena saat jawaban yang saya katakan benar, kemudian guru mengangguk saya lebih rajin lagi untuk belajar karena ingin menjawab lagi pertanyaan selanjutnya

(Yes, I was motivated because when the answer I say is true, then the teacher nods me more diligently again to learn because I want to answer again the next question)

Participant 11

Ya saya termotivasi karena anggukan dari guru pertanda jawaban saya benar, sehingga memotivasi saya untuk rajin memberikan atau menjawab pertanyaan.

(Yes, I was motivated because the nod from the teacher of the omens answers me right, so motivate me to diligently give or answer questions.)

Participant 12

Ya saya termotivasi karena jika guru mengangguk berarti guru merespon jawaban saya.

(Yes, I was motivated because if the teacher nods the teacher means to respond to my answer)

5. Apakah anda termotivasi belajar di kelas ketika guru tersenyum kepada anda?
(Were you motivated to learn in the classroom when the teacher smiles at you?)

Participant 1

Ya saya termotivasi karena merasa bahwa guru senang terhadap saya dan membangkitkan motivasi belajar saya

(Yes, I was motivated because feel that the teacher was happy towards me and motivate me to learn)

Participant 2

Ya saya termotivasi karena jika guru tersenyum saya juga merasa lebih rajin lagi untuk belajar.

(Yes, I was motivated because if the teacher smiled, I also feel more diligently to learn)

Participant 3

Ya saya termotivasi karena jika guru tersenyum sama saya dapat menambah semangat untuk belajar

(Yes, I was motivated because when the teacher smiled at me, it can add enthusiasm to learn)

Participant 4

Ya saya termotivasi karena guru ramah jadi saya tidak tertekan untuk belajar.

(Yes, I was motivated because teachers are friendly, so I am not distressed to learn)

Participant 5

Ya saya termotivasi karena ketika guru tersenyum di kelas, hal itu membuat saya lebih termotivasi karena merasa bahwa guru tidak cuek dan senang terhadap saya

(Yes, I was motivated because when the teacher smiles in class, it makes me more motivated to feel that the teacher is not cool and happy with me)

Participant 6

Ya saya termotivasi karena ketika guru tersenyum kepada saya dapat menambah motivasi saya untuk belajar karena saya merasa guru ramah oleh karena itu saya tidak tertekan untuk belajar

(Yes, I was motivated because when the teacher smiles to me can add my motivation to learn because I feel the teacher is friendly therefore I am not pressured to learn)

Participant 7

Ya saya termotivasi saya merasa sangat senang ketika guru tersenyum karena pelajaran yang sulit untuk dimengerti dapat dipahami dengan baik karena termotivasi dari guru yang ramah

(Yes, I was motivated I feel very happy when the teacher smiles because the lesson that is difficult to understand can be understood well because motivated from the friendly teacher)

Participant 8

Ya saya termotivasi karena terkadang soal yang iberikan oleh guru sulit untuk dimengerti tapi walaupun sulit saya senang karena guru tetap tersenyum

Yes, I was motivated because sometimes the questions given by the teacher are difficult to understand but although it is difficult I am happy because the teacher keeps smiling

Participant 9

Ya saya termotivasi ketika guru menjelaskan pelajaran yang sulit dan memperlihatkan wajah yang marah saya tidak mudah mengerti.tapi jika guru tersenyum saya dapat mudah untuk paham pelajaran

Yes, I was motivated when the teacher explained the difficult lesson and showed an angry face I was not easy to understand. But if the teacher smiles I can be easy to understand the lesson.

Participant 10

Ya saya termotivasi karena guru yang senyum kepada saya di kelas, berarti guru suka dengan saya dan jika guru melakukan itu saya lebih semangat untuk belajar

Yes, I was motivated because the teacher who smiles to me in the classroom, means the teacher likes me and if the teacher does that I am more eager to learn.

Participant 11

Ya saya termotivasi karena senyuman yang diberikan oleh guru menambah minat belajar saya lebih tinggi.

(Yes, I was motivated because the smile given by the teacher adds to my higher learning interest)

Participant 12

Ya saya termotivasi karena jika guru tersenyum maka saya lebih semangat belajar.

(Yes, I was motivated because if the teacher smiles then I am more eager to learn)

6. Apakah anda termotivasi belajar di kelas ketika guru berada di samping anda?
(Were you motivated to learn in class when the teacher is beside you?)

Participant 1

Ya saya termotivasi karena merasa guru memperhatikan saya, jadi saya bias lebih memperhatikan pelajaran dengan baik.

(Yes, I was motivated because feel the teachers paid attention to me, so I can pay more attention to the lesson well)

Participant 2

Ya saya termotivasi karena jika guru berada di samping saya dapat membuat lebih focus terhadap pelajaran.

(Yes, I was motivated because if the teacher was beside me, it can create more focus on the lesson)

Participant 3

Ya saya termotivasi karena saya merasa bahwa guru suka dengan cara belajar saya di kelas

(Yes, I was motivated because I feel that the teachers like the way I learn in the classroom)

Participant 4

Ya saya termotivasikarena saya pemalu jadi kalau guru berada di samping saya bisa berani bertanya langsung tanpa harus malu dengan teman.

(Yes, I was motivated because I was shy, so if a teacher was beside me, it could make me dare to ask directly without having to be embarrassed with my friends)

Participant 5

Ya saya termotivasi karena ketika guru berada di samping saya, hal itu dapat membuat saya gugup, tapi di sisi lain saya juga merasa diperhatikan dan guru tidak membedakan

(Yes, I was motivated because when the teacher is next to me, it can make me nervous, but on the other hand I also feel cared for and the teacher does not distinguish)

Participant 6

Ya saya termotivasi karena .saya merasa sangat senang jika guru berada di samping saya karena mempermudah untuk dapat mengerti pelajaran yang dijelaskan oleh guru

(Yes, I was motivated because I feel very happy if the teacher is at my side because it makes it easier to understand the lesson described by the teacher)

Participant 7

Ya saya termotivasi karena ketika saya tidak terlalu mengerti dengan penjelasan guru dapat mempermudah saya untuk bertanya ketika guru berada di samping saya

(Yes, I was motivated because when I do not really understand the explanation the teacher can make it easier for me to ask when the teacher is next to me)

Participant 8

Ya saya termotivasi karena di kelas saya sering tidak memperhatikan pelajaran dan malas mengerjakan tugas, tapi ketika guru berada di samping saya dapat menambah motivasi untuk belajar karena merasa guru juga peduli

(Yes, I was motivated because in my class often do not pay attention to the lesson and lazy to do the task, but when the teacher is beside me can add motivation to learn because feel teacher also care)

Participant 9

Ya saya termotivasi karena saat mengerjakan tugas di kelas dan guru berada di samping saya, hal itu menambah minat belajar saya jadi lebih baik lagi daripada ketika guru jauh dari saya

(Yes, I was motivated because while doing the classroom work and the teachers are at my side, it adds to my learning interest so much better than when the teacher is away from me)

Participant 10

Ya saya termotivasi karena saya sering tidak mencatat pelajaran di kelas, tapi ketika guru berada di samping saya dapat membuat rajin untuk mencatat

(Yes, I was motivated because I often do not record lessons in class, but when the teacher is at the side I can make diligent to take notes)

Participant 11

Ya saya termotivasi karena guru yang berada di samping saya, hal itu menandakan bahwa guru peduli terhadap saya.

(Yes, I was motivated because the teacher is next to me, it indicates that the teacher cares about me)

Participant 12

Ya saya termotivasi karena saya sering tidak memperhatikan pelajaran, jadi ketika guru berada di samping saya, maka saya lebih memperhatikan pelajaran.

(Yes, I was motivated because I often do not pay attention to the lessons, so when the teacher is next to me, then I pay more attention to the lesson)

7. Apakah anda termotivasi belajar di kelas ketika guru berjalan di sekeliling anda?
(Were you motivated to learn in the classroom when the teacher walked around you?)

Participant 1

Ya saya termotivasikarena jika guru berjalan di sekeliling saat pelajaran berlangsung saya bisa cepat menyelesaikan tugas yang diberikan oleh guru.

(Yes, I was motivated because when the teacher circulates around during the learning process, I could finish the task immediately)

Participant 2

Ya saya termotivasikarena jika guru berjalan di sekeliling saya, maka saya giat belajar karena merasa diperhatikan oleh guru.

(Yes, I was motivated because if the teacher walked around me, then I can be harder to study because of attention from the teacher)

Participant 3

Ya saya termotivasi karena jika guru berjalan di sekeliling saya dapat meningkatkan minat belajar karena diperhatikan oleh guru.

(Yes, I was motivated because if the teacher walked around me, it can increase my interest in learning because of teacher's attention)

Participant 4

Ya saya termotivasikarena guru memperhatikan saya mengerjakan tugas jadi saya semangat selesaikan tugas.

(Yes, I was motivated because the teacher noticed my chores so I completed the task excitedly)

Participant 5

Ya saya termotivasi karena ketika guru berjalan di sekeliling saya yaitu guru memperlihatkan bentuk simpatinya terhadap semua murid termasuk saya, sehingga gesture tersebut dapat menambah motivasi di kelas untuk belajar.

(Yes, I was motivated because when the teacher walks around me the teacher shows her sympathy to all the students including me, so that the gesture can increase the motivation in class to learn)

Participant 6

Ya saya termotivasi karena Saya duduk di belakang jadi ketika guru berjalan di sekeliling kelas dan juga berjalan di dekat saya, hal itu dapat membuat saya lebih semangat untuk mengikuti pelajaran

(Yes, I was motivated because I sit in the back so when the teacher walks around the classroom and also walks near me, it can make me more eager to follow the lesson)

Participant 7

Ya saya termotivasi guru yang berjalan di sekeliling saya dapat menambah motivasi belajar karena guru tidak hanya peduli kepada murid yang pintar saja, tapi juga peduli dengan yang tidak terlalu pintar

(Yes, I was motivated because the teachers who walk around me can increase the motivation to learn because teachers not only care for students who are smart, but also care about who is not too smart)

Participant 8

Ya saya termotivasi simpati yang juga ditunjukkan oleh guru ketika mengajar di kelas yaitu ketika berjalan di sekeliling, jadi saya merasa guru tidak cuek dan menambah gairah kami di kelas untuk belajar

(Yes, I was motivated the sympathy that is also shown by the teacher when teaching in the classroom when walking around, so I feel the teacher is not cool and add our passion in the classroom to study)

Participant 9

Ya saya termotivasi guru yang sering berjalan di sekeliling saya ketika sedang menjelaskan, saya pikir itu lebih baik karena dapat mendengarnya lebih jelas sehingga pelajaran dapat lebih dimengerti

(Yes, I was motivated because the teacher who often walk around me while explaining, I think it's better to hear it more clearly so that lessons can be better understood)

Participant 10

Ya saya termotivasi karena saya merasa lebih diperhatikan ketika guru berjalan di sekeliling saya, jadi saya lebih suka jika guru melakukan hal tersebut

(Yes, I was motivated because I feel more cared for when the teacher walks around me, so I would prefer if the teacher did that)

Participant 11

Ya saya termotivasi karena ketika guru berjalan di sekeliling saya, maka saya merasa bahwa guru itu peduli kepada muridnya dan termasuk saya.

(Yes, I was motivated because when the teacher walks around me, then I feel that the teacher cares about his students and includes me)

Participant 12

Ya saya termotivasi guru yang berjalan di sekeliling, saya merasa bahwa guru memberikan perhatian kepada saya.

(Yes, I was motivated teachers who walk around, I feel that the teacher is paying attention to me)

8. Apakah anda termotivasi belajar di kelas ketika guru kontak mata dengan anda ?
(Were you motivated to learn in the classroom when the teacher eye contact with you?)

Participant 1

Ya saya termotivasikarena ketika saya bertanya tentang apakah jawaban saya telah benar kemudian guru menatap saya dengan baik sehingga saya tidak takut untuk bertanya lagi.

(Yes, I was motivated because when I ask whether or not my answer is true then the teacher looked at me with good, so I am not afraid to ask again)

Participant 2

Ya saya termotivasikarena jika guru kontak mata dengan saya dapat membuat saya lebih tenang dalam belajar.

(Yes, I was motivated because if the teacher gave eye contact to me, it can make me calmer in learning)

Participant 3

Ya saya termotivasikarena kontak mata guru membuat saya mampu untuk lebih fokus pada pelajaran berikutnya.

(Yes, I was motivated because eye contact from the teacher made me enjoys learning and can be easy to understand the material)

Participant 4

Ya saya termotivasikarena kontak mata dari guru tidak membuat saya takut untuk bertanya jika saya kurang paham dengan materi yang dijelaskan.
(Yes, I was motivated because eye contact from a teacher does not make me afraid to ask if I do not understand with the material identified)

Participant 5

Ya saya termotivasi karena kontak mata dapat memotivasi saya karena dapat menambah semangat untuk lebih memperhatikan pelajaran
(Yes, I was motivated because eye contact can motivate me because it can add the spirit to pay more attention to lesson)

Participant 6

Ya saya termotivasi karena ketika saya mulai bosan mengikuti pelajaran apalagi pada jam terakhir, tapi saya merasa semangat lagi apabila guru menatap saya dengan baik
(Yes, I was motivated because when I get tired of taking lessons especially at the last hour, but I feel the spirit again when the teacher looked at me well)

Participant 7

Ya saya termotivasi karena di dalam kelas yang membuat saya senang untuk belajar yaitu ketika guru menatap saya karena guru memperhatikan apa yang saya kerjakan
(Yes, I was motivated because in the class that made me happy to learn that is when the teacher looked at me because the teacher pays attention to what I do)

Participant 8

Ya saya termotivasi karena saya giat belajar di kelas karena kontak mata dari guru yang memperhatikan saya
(Yes, I was motivated because I study hard in the classroom because of eye contact from the teacher who is watching me)

Participant 9

Ya saya termotivasi karena hal yang dapat menambah saya lebih focus pada pelajaran di kelas yaitu ketika guru kontak mata dengan saya

(Yes, I was motivated because things that can add to me focus more on the classroom lessons when the teacher eye contact with me)

Participant 10

Ya saya termotivasi karena ketika guru melakukan kontak mata dengan saya di kelas, saya memperhatikan pelajaran karena merasa guru juga peduli apa yang saya lakukan

(Yes, I was motivated because when the teacher makes eye contact with me in class, I pay attention to the lesson because I feel the teacher also cares what I do)

Participant 11

Ya saya termotivasi karena kontak mata dari guru, saya merasa hal itu diperhatikan oleh guru, oleh karena itu saya tidak main main belajar di kelas.

(Yes, I was motivated because of eye contact from the teacher, I feel it is paid attention by the teacher, therefore I do not play to study in class)

Participant 12

Ya saya termotivasi karena kontak mata guru kepada saya menandakan guru tidak cuek dan memperhatikan saya.

(Yes, I was motivated because the teacher's eye contact to me indicates the teacher is not ignorant and pays attention to me)

Appendix II : Interview Guide



Permohonan Pengajuan Judul Skripsi

Samata, 26 Februari 2016

Kepada
Yth. Ketua Jurusan Bahasa dan Sastra Inggris
Fakultas Adab dan Humaniora
Di Tempat

Assalamualaikum Wr. Wb.

Yang bertanda tangan di bawah ini:

Nama : Hasmiati
Tempat/Tgl lahir : Bone / 07 Juli 1993
Nomor Induk : 40300112113
Jurusan/Prodi : English and Literature of Adab and Humanities Faculty
No Hp/email : 085 225 164 461

Mengajukan judul skripsi untuk dipertimbangkan yaitu:

1. Level of Politeness in Buginese Language (a case study in Bone Regency)
2. ^{Analysis on} ~~The influence of~~ Mother's gesture ^{toward} ~~in~~ motivating ^{Study English} ~~these~~ children to study ~~(a case study in Bone Regency)~~
3. An analysis of Racism in the movie Crash by Lions Gate

Dengan permohonan ini disampaikan untuk dipertimbangkan

Write a draft
for title #2

Yang bermohon



(HASMIATI)

Kepada

Yth. Sdr/.....


UNIVERSITAS ISLAM NEGERI

Assalamu'alaikum. Wr. Wb.

Setelah memperhatikan judul-judul yang sdr/i ajukan, maka jurusan menetapkan bahwa judul nomor..... dapat dijadikan sebagai judul skripsi sdr/i. Selanjutnya saudari/i diharapkan membuat draf sesuai dengan judul yang diajukan

Samata, 26 Februari 2016

Ketua Jurusan


Muhammad Nur Akbar Rasyid, M.Pd., M.Ed., Ph.D
Nip. 1981062003121003



KEMENTERIAN AGAMA
UNIVERSITAS ISLAM NEGERI ALAUDDIN MAKASSAR
FAKULTAS ADAB DAN HUMANIORA
Kampus I Jl. Sultan Alauddin No.63 Makassar Telp. 0411 - 864923
Kampus II Jl. H.m. Yasin Limpo No. 36 Romangpolong Gowa Telp. (0411) 841879 Fax. (0411) 8221400
Email: fak.adabhumaniora@yahoo.com

**SURAT KEPUTUSAN
DEKAN FAKULTAS ADAB DAN HUMANIORA UIN ALAUDDIN MAKASSAR
NOMOR : 333 TAHUN 2016**

Tentang

**PEMBIMBING / PEMBANTU PEMBIMBING PENELITIAN
DAN PENYUSUNAN SKRIPSI MAHASISWA**

DEKAN FAKULTAS ADAB DAN HUMANIORA UIN ALAUDDIN MAKASSAR :

- Membaca** : Surat permohonan Mahasiswa Fakultas Adab dan Humaniora UIN Alauddin :
Nama : **HASMIATI** NIM : 40300112113
Tanggal : 21 Maret 2016 untuk mendapatkan pembimbing Skripsi dengan Judul:
**ANALYSIS ON MOTHER'S GESTURE TOWARD THE CHILDREN MOTIVATION TO
STUDYING ENGLISH (A CASE STUDY IN BONE REGENCY)**
- Menimbang** : 1. Bahwa untuk membantu penelitian dan penyusunan skripsi mahasiswa tersebut
dipandang perlu untuk menetapkan pembimbing.
2. Bahwa mereka yang ditetapkan dalam Surat Keputusan ini dipandang cakap dan
memenuhi syarat untuk melaksanakan tugas sebagai pembimbing penelitian dan
penyusunan skripsi mahasiswa tersebut di atas.
- Mengingat** : 1. Undang-Undang Nomor 20 Tahun 2003 tentang Sistim Pendidikan Nasional;
2. Peraturan Pemerintah Nomor 60 Tahun 1999 tentang Pendidikan Tinggi;
3. Surat Keputusan Menteri Agama R.I. Nomor 25 Tahun 2013 tentang Organisasi
dan Tata Kerja UIN Alauddin Makassar;
4. Surat Keputusan Menteri Agama R.I. Nomor 403 Tahun 1998 tentang
Kurikulum IAIN Alauddin;
5. Surat Keputusan Menteri Agama R.I. Nomor 20 Tahun 2014 tentang Statuta
UIN Alauddin;
6. Surat Keputusan Rektor IAIN Alauddin Makassar Nomor 42 Tahun 1993
tentang Penulisan dan Ujian Skripsi / Munaqasyah pada IAIN Alauddin;
7. Surat Keputusan Rektor UIN Alauddin Nomor 326.C Tahun 2014 tentang
Kalender Kegiatan Akademik UIN Alauddin Tahun 2015.

MEMUTUSKAN

Menetapkan :

- Pertama : Mengangkat / menunjuk Saudara :
 1. Serliah Nur, S.Pd., M.Hum., M.Ed.
 2. Masykur Rauf, S.Hum., M.Pd.
- Kedua : Tugas Dosen Pembimbing adalah memberi bimbingan dalam segi-segi metodologi dan teknik penulisan sampai selesai dan Mahasiswa tersebut lulus Ujian.
- Ketiga : Biaya pembimbing/pembantu Skripsi dibebankan kepada Anggaran Fakultas Adab dan Humaniora UIN Alauddin sesuai persetujuan Rektor UIN Alauddin Makassar.
- Keempat : Surat Keputusan ini berlaku sejak tanggal ditetapkan dan apabila ternyata di kemudian hari terdapat kekeliruan didalamnya, maka akan diperbaiki sebagaimana mestinya.

Ditetapkan di Samata
 Pada Tanggal 21 Maret 2016



Dekan, ↑

[Signature]
 Dr. H. Barsihannor, M.Ag.
 NIP. 19691012 199603 1 003

Tembusan :

1. Rektor UIN Alauddin Makassar (sebagai laporan);
2. Mahasiswa yang bersangkutan.

UNIVERSITAS ISLAM NEGERI
ALAUDDIN
 M A K A S S A R



KEMENTERIAN AGAMA
UNIVERSITAS ISLAM NEGERI ALAUDDIN MAKASSAR
FAKULTAS ADAB DAN HUMANIORA
Jl. Sultan Alauddin No.63 Makassar Telp. 0411 - 864923 (Kampus I)
Jl. H.M.Yasin Limpo No. 36 Romangpolong Gowa Telp. (0411) 841879 Fax. (0411) 8221400 (Kampus II)
Email: fak.adabhumaniora@yahoo.com

SURAT KEPUTUSAN
DEKAN FAKULTAS ADAB DAN HUMANIORA UIN ALAUDDIN MAKASSAR
NOMOR : 1103 TAHUN 2016
TENTANG
PANITIA DAN PELAKSANAAN SEMINAR PROPOSAL FAKULTAS ADAB DAN HUMANIORA

DEKAN FAKULTAS ADAB DAN HUMANIORA UIN ALAUDDIN MAKASSAR :

Membaca : Surat permohonan Saudara : **HASMIATI**
Mahasiswa Jurusan / Nim : **BSI / 40300112113**
Fak. Adab UIN Alauddin Tanggal : **16 November 2016**
Perihal : **Permohonan seminar proposal yang berjudul :**

TEACHER'S GESTURE TOWARD THE STUDENTS MOTIVATION IN STUDYING (A CASE STUDY IN BONE REGENCY)

Menimbang : a. Bahwa Saudara yang tersebut namanya di atas telah memenuhi persyaratan untuk melaksanakan ujian proposal.
b. Bahwa untuk maksud tersebut dipandang perlu membentuk panitia.

Mengingat : 1. Undang-Undang Nomor 20 Tahun 2003 tentang Sistem Pendidikan Nasional;
2. Peraturan Pemerintah Nomor 60 Tahun 1999 tentang Pendidikan Tinggi;
3. Surat Keputusan Menteri Agama R.I. Nomor 25 Tahun 2013 tentang Organisasi dan Tata Kerja UIN Alauddin Makassar;
4. Surat Keputusan Menteri Agama R.I. Nomor 403 Tahun 1998 tentang Kurikulum IAIN Alauddin;
5. Surat Keputusan Menteri Agama R.I. Nomor 20 Tahun 2014 tentang Statuta UIN Alauddin;
6. Surat Keputusan Rektor IAIN Alauddin Makassar Nomor 42 Tahun 1993 tentang Penulisan dan Ujian Skripsi / Munaqasyah pada IAIN Alauddin;
7. Surat Keputusan Rektor UIN Alauddin Nomor 326.C Tahun 2014 tentang Kalender Kegiatan Akademik UIN Alauddin Makassar Tahun 2015.
8. Surat Keputusan Dekan Fakultas Adab dan Humaniora UIN Alauddin Makassar No. 028 Tahun 2011 tentang Mekanisme Penyelesaian Skripsi.

MEMUTUSKAN

Menetapkan : 1. Membentuk Panitia ujian proposal Saudara tersebut di atas dengan komposisi dan personalia sebagaimana tersebut dalam lampiran Surat Keputusan ini.
2. Panitia bertugas melaksanakan seminar proposal dan memberi laporan kepada fakultas.
3. Ujian proposal dilaksanakan pada hari / tanggal : **Selasa, 22 November 2016, Jam 09.00 – 11.00 WITA, Ruang Jurusan.**
4. Apabila dikemudian hari ternyata terdapat kekeliruan dalam surat keputusan ini akan diubah dan diperbaiki sebagaimana mestinya.

Salinan Surat Keputusan ini disampaikan kepada yang bersangkutan untuk diketahui dan dilaksanakan sebagaimana mestinya.



Ditetapkan di Samata
pada Tanggal 17 November 2016

Dr. H. Barsilannor, M.Ag.
NIP. 19691012 199603 1 003

AMPIRAN : SURAT KEPUTUSAN DEKAN FAKULTAS ADAB DAN HUMANIORA
UIN ALAUDDIN MAKASSAR
TANGGAL : 17 November 2016
NOMOR : 1103 TAHUN 2016

TENTANG

**PANITIA DAN PELAKSANAAN SEMINAR PROPOSAL
FAKULTAS ADAB DAN HUMANIORA UIN ALAUDDIN MAKASSAR**

Ketua : H. Muh. Nur Akbar Rasyid, M.Pd, M.Ed., Ph.D.

Sekretaris/Moderator : Helmi Syukur, S.Pd.I., M.Pd.

Munaqisy I : Dr. Abd. Muin., M.Hum.

Munaqisy II : Hj. Nahdhiyah. S.S., M.Pd.

Konsultan I : Seliah Nur. S.Pd, M.Hum., M., Ed.

Konsultan II : Masykur Rauf. S.Hum., M.Pd.

Pelaksana : Amir Makmur. S.Ag.

UNIVERSITAS ISLAM ALAUDDIN MAKASSAR
M A K A S S A R



Dr. H. Barsihannor, M.Ag.
NIP. 19691012 199603 1 003



PEMERINTAH KABUPATEN BONE
BADAN PELAYANAN PERIZINAN TERPADU
 Jl. Jenderal Ahmad Yani No. 3 WatamponeTelp. (0481) 25056

IZIN PENELITIAN

Nomor: 070/12.1526/BP2T/XII/2016

DASAR HUKUM :

1. Undang-Undang Republik Indonesia Nomor 18 tahun 2002 tentang Sistem Nasional Penelitian, Pengembangan, dan Penerapan Ilmu Pengetahuan Teknologi;
2. Peraturan Menteri Dalam Negeri Nomor 7 Tahun 2014 tentang Perubahan Peraturan Menteri Dalam Negeri Nomor 64 Tahun 2011 tentang Pedoman Penerbitan Rekomendasi Penelitian;
3. Peraturan Bupati Bone Nomor 43 Tahun 2015 tentang Pelimpahan Kewenangan Pelayanan Perizinan dan Non Perizinan Kepada Badan Pelayanan Perizinan Terpadu Kabupaten Bone.

Dengan ini memberikan Izin Penelitian Kepada :

N a m a : **HASMIATI**
 NIP/Nim/Nomor Pokok : 40300112113
 Jenis Kelamin : Perempuan
 Alamat : Desa Benteng Tellue Kec. Amali
 Pekerjaan : Mahasiswi Alauddin Makassar

Maksud dan Tujuan mengadakan penelitian dalam rangka Penulisan Skripsi dengan Judul :

**“ TEACHER’S GESTURE TOW ARD THE STUDENTS MOTIVATION IN STUDIYING
 ENGLISH (A CASE STUDY IN BONE REGENCY)”**

Lamanya Penelitian : 19 Desember 2016 s/d 19 Januari 2017

Dengan ketentuan sebagai berikut :

1. Sebelum dan sesudah melaksanakan kegiatan penelitian kiranya melapor pada Kepala SMP AL- Islam Benteng Tellue Kecamatan Amali Kabupaten Bone
2. Mentaati semua peraturan perundang-undangan yang berlaku, serta menghormati Adat Istiadat setempat.
3. Penelitian tidak menyimpang dari maksud izin yang diberikan.
4. Menyerahkan 1 (satu) exemplar Foto Copy hasil penelitian kepada Badan Pelayanan Perizinan Terpadu Kabupaten Bone.
5. Surat Izin Penelitian ini dinyatakan tidak berlaku, bilamana pemegang izin ternyata tidak mentaati ketentuan-ketentuan tersebut diatas.

Demikian Izin Penelitian ini diberikan untuk dipergunakan sebagaimana mestinya.

M A K A S

Watampone, 19 Desember 2016

Drs. MUHAMMAD AKBAR, MM
 Pangkat : Pembina Utama Muda
 Nip : 19660717 198603 1 009

Tembusan Kepada Yth.:

1. Bupati Bone di Watampone
2. Ketua DPRD Kab. Bone di Watampone
3. Kepala Kantor Kementrian Agama Kab. Bone di Watampone
4. Kepala Kantor Penelitian dan Pengembangan Kab. Bone di Watampone
5. Kepala SMP AL- Islam Benteng Tellue Kec. Amali di Benteng Tellue
6. Arsip.



PEMERINTAH PROVINSI SULAWESI SELATAN
BADAN KOORDINASI PENANAMAN MODAL DAERAH
UNIT PELAKSANA TEKNIS - PELAYANAN PERIZINAN TERPADU
 (UPT - P2T)

Nomor : 15423/S.01P/P2T/12/2016
 Lampiran : -
 Perihal : Izin Penelitian

Kepada Yth.
 Bupati Bone

di-
Tempat

Berdasarkan surat Dekan Fak. Adab & Humaniora UIN Alauddin Makassar Nomor : A.I.1/TL.01/1145/2016 tanggal 01 Desember 2016 perihal tersebut diatas, mahasiswa/peneliti dibawah ini:

Nama : **HASMIATI**
 Nomor Pokok : 4030112113
 Program Studi : Bahasa & Sastra Inggris
 Pekerjaan/Lembaga : Mahasiswa(S1)
 Alamat : Jl. Sit Alauddin No. 63 Makassar

Bermaksud untuk melakukan penelitian di daerah/kantor saudara dalam rangka penyusunan Skripsi, dengan judul :

" TEACHER'S GESTURE TOWARD THE STUDENTS' MOTIVATION IN STUDYING ENGLISH (A CASE STUDY IN BONE REGENCY) "

Yang akan dilaksanakan dari : Tgl. **09 Desember 2016 s/d 09 Januari 2017**

Sehubungan dengan hal tersebut diatas, pada prinsipnya kami *menyetujui* kegiatan dimaksud dengan ketentuan yang tertera di belakang surat izin penelitian.

Demikian Surat Keterangan ini diberikan agar dipergunakan sebagaimana mestinya.

Diterbitkan di Makassar
 Pada tanggal : 09 Desember 2016

A.n. GUBERNUR SULAWESI SELATAN
 KEPALA BADAN KOORDINASI PENANAMAN MODAL DAERAH
 PROVINSI SULAWESI SELATAN
 Selaku Administrator Pelayanan Perizinan Terpadu



A. M. YAMIN, SE., MS.
 Pangkat : Pembina Utama Madya
 NPA : 19610513 199002 1 002

Tembusan Yth
 1. Dekan Fak. Adab & Humaniora UIN Alauddin Makassar di Makassar;
 2. Pertinggal.

SIMAP BKPMMD 09-12-2016



Jl. Bougenville No.5 Telp. (0411) 441077 Fax. (0411) 448936
 Website : <http://p2tbkpmmd.sulselprov.go.id> Email : p2t_provusulsel@yahoo.com
 Makassar 90222





KEMENTERIAN AGAMA
UNIVERSITAS ISLAM NEGERI ALAUDDIN MAKASSAR
FAKULTAS ADAB DAN HUMANIORA
Kampus I : Jl. Sultan Alauddin No.63 Makassar Telp. 0411 – 868720, Fax. (0411)864923
Kampus II : Jl. H.M. Yasin Limpo No. 36 Romangpolong, Gowa Telp. (0411) 841879 Fax. (0411) 8221400
Email: fak.adabhumaniora@yahoo.com

SURAT KEPUTUSAN
DEKAN FAKULTAS ADAB DAN HUMANIORA UIN ALAUDDIN MAKASSAR
Nomor : 001 Tahun 2016

Tentang

PANITIA PELAKSANA UJIAN KOMPREHENSIF FAKULTAS ADAB DAN HUMANIORA

DEKAN FAKULTAS ADAB DAN HUMANIORA UIN ALAUDDIN MAKASSAR :

- Membaca : Surat permohonan Ujian Komprehensif Saudara : **HASMIATI**
- Menimbang : Bahwa untuk pelaksanaan dan kelancaran ujian komprehensif perlu dibentuk panitia ujian.
- Mengingat : 1. Undang-Undang Nomor 20 Tahun 2003 tentang Sistem Pendidikan Nasional;
2. Peraturan Pemerintah Nomor 60 Tahun 1999 tentang Pendidikan Tinggi;
3. Surat Keputusan Menteri Agama R.I. Nomor 25 Tahun 2013 tentang Organisasi dan Tata Kerja UIN Alauddin Makassar;
4. Surat Keputusan Menteri Agama R.I. Nomor 403 Tahun 1998 tentang Kurikulum IAIN Alauddin;
5. Surat Keputusan Menteri Agama R.I. Nomor 20 Tahun 2014 tentang Statuta UIN Alauddin Makassar;
6. Surat Keputusan Rektor IAIN Alauddin Makassar Nomor 42 Tahun 1992 tentang Penulisan dan Ujian Skripsi/Munaqasyah pada IAIN Alauddin.
7. Surat Keputusan Rektor UIN Alauddin Nomor 326.C Tahun 2014 tentang Kalender Kegiatan Akademik UIN Alauddin Makassar Tahun 2015.

MEMUTUSKAN

- Menetapkan : 1. Membentuk Panitia Pelaksana Ujian Komprehensif Fakultas Adab dan Humaniora UIN Alauddin Makassar dengan komposisi dan personalia sebagaimana tersebut dalam lampiran surat keputusan ini;
2. Panitia bertugas melaksanakan ujian komprehensif bagi Saudara yang namanya tersebut di atas;
3. Biaya pelaksanaan ujian dibebankan kepada anggaran Fakultas Adab dan Humaniora UIN Alauddin;
4. Panitia dianggap bubar setelah menyelesaikan tugasnya;
5. Apabila dikemudian hari ternyata terdapat kekeliruan dalam surat keputusan ini akan diubah dan diperbaiki sebagaimana mestinya.

Surat Keputusan ini disampaikan kepada yang bersangkutan untuk diketahui dan dilaksanakan sebagaimana mestinya.

Ditetapkan di Samata
Pada Tanggal 05 Januari 2017
Kuasa Dekan,
No:AI.I/KP.07.6/12/2017
Rektor Dekan Bid.Akademik &
Kemahasiswaan



Dr. Abd. Rahman R., M.Ag.
NIP. 19601231 199102 1 012

**LAMPIRAN : SURAT KEPUTUSAN DEKAN FAKULTAS ADAB DAN HUMANIORA
UIN ALAUDDIN MAKASSAR
TANGGAL : 05 JANUARI 2017
NOMOR : 001 TAHUN 2017**

TENTANG

**KOMPOSISI / PERSONALIA
PANITIA PELAKSANA UJIAN KOMPREHENSIF FAKULTAS ADAB DAN HUMANIORA
UIN ALAUDDIN MAKASSAR**

Nama : **HASMIATI**

NIM : 40300112113

Jurusan : Bahasa dan Sastra Inggris

No.	Hari/Tgl.	Mata Ujian	Tim Penguji
1.	Rabu 11 Januari 2017	Dirasah Islamiyah	Ketua : Dra.Marwati, M.Ag. Sekretaris : Ahmad Muaffaq N.,S.Ag.,M.Pd. Penguji : Dr. H.Barsiannor,M.Ag. Pelaksana : Saparuddin, S.Hum.
2.	Rabu 11 Januari 2017	English Proficiency	Ketua : Dra.Marwati, M.Ag. Sekretaris : Ahmad Muaffaq N.,S.Ag.,M.Pd.. Penguji : H.Muhammad Nur Akbar Rasyid, M. Pd., M. Ed., Ph.D. Pelaksana : Saparuddin, S.Hum.
3.	Rabu 11 Januari 2017	Linguistics	Ketua : Dra.Marwati, M.Ag. Sekretaris : Ahmad Muaffaq N.,S.Ag.,M.Pd. Penguji : Dr. Abd. Muin, M.Hum. Pelaksana : Saparuddin, S.Hum.

Samata, 05 Januari 2017

Kuasa Dekan,

No: A/1/KP.07.6/12/2017

Wakil Dekan Bid.Akademik &

Kemahasiswaan

Dr. Abd. Rahman R.,M.Ag.

NIP. 19601231 199102 1 012



**KEMENTERIAN AGAMA
UNIVERSITAS ISLAM NEGERI ALAUDDIN MAKASSAR
FAKULTAS ADAB DAN HUMANIORA**

Kampus I : Jl. Sultan Alauddin No.63 Makassar Telp. 0411 – 868720, Fax (0411) 864923
Kampus II: Jl. H. M. Yasin Limpo No. 36 Romangpolong, Gowa Telp. (0411) 841879 Fax. (0411) 8221400
Email: fak.adabhumaniora@yahoo.com

**SURAT KEPUTUSAN
DEKAN FAKULTAS ADAB DAN HUMANIORA UIN ALAUDDIN MAKASSAR
NOMOR : 359 TAHUN 2017
TENTANG
PANITIA PELAKSANAAN UJIAN SKRIPSI / MUNAQASYAH FAKULTAS ADAB DAN HUMANIORA**

DEKAN FAKULTAS ADAB DAN HUMANIORA UIN ALAUDDIN MAKASSAR :

- Membaca :** Surat permohonan Saudara : **H A S M I A T I**
Mahasiswa Jurusan : Bahasa dan Sastra Inggris / 40300112113
Fak. Adab UIN Alauddin Tanggal : 23 Maret 2017
Untuk memenuhi Ujian Skripsi yang berjudul :
- ENGLISH TEACHER'S GESTURE TOWARD THE STUDENT'S MOTIVATION IN
STUDYING ENGLISH IN SMP AL-ISLAM BENTENG TELLUE**
- Menimbang :** a. Bahwa Saudara yang tersebut namanya di atas telah memenuhi persyaratan Ujian Skripsi/Munaqasyah.
b. Bahwa untuk maksud tersebut dipandang perlu membentuk panitia.
- Mengingat :** 1. Undang-Undang Nomor 20 Tahun 2003 tentang Sistem Pendidikan Nasional;
2. Peraturan Pemerintah Nomor 60 Tahun 1999 tentang Pendidikan Tinggi;
3. Surat Keputusan Menteri Agama R.I. Nomor 25 Tahun 2013 tentang Organisasi dan Tata Kerja UIN Alauddin Makassar;
4. Surat Keputusan Menteri Agama R.I. Nomor 403 Tahun 1998 tentang Kurikulum IAIN Alauddin;
5. Surat Keputusan Menteri Agama R.I. Nomor 20 Tahun 2014 tentang Statuta UIN Alauddin;
6. Surat Keputusan Rektor IAIN Alauddin Makassar Nomor 42 Tahun 1993 tentang Penulisan dan Ujian Skripsi / Munaqasyah pada IAIN Alauddin;
7. Surat Keputusan Rektor UIN Alauddin Nomor 260.A Tahun 2016 tentang Kalender Kegiatan Akademik UIN Alauddin Tahun 2017.
- MEMUTUSKAN**
- Menetapkan :** 1. Membentuk Panitia Pelaksana Ujian Skripsi/Munaqasyah Saudara tersebut di atas dengan komposisi dan personalia sebagaimana tersebut dalam lampiran Surat Keputusan ini.
2. Panitia bertugas melaksanakan ujian-ujian Skripsi sampai selesai dan memberi laporan kepada fakultas.
3. Ujian Skripsi / Munaqasyah tersebut akan dilaksanakan pada hari / tanggal : **Senin, 27 Maret 2017, Pukul 09.00 s.d 10.30 Wita, Ruang LT.**
4. Apabila dikemudian hari ternyata terdapat kekeliruan dalam surat keputusan ini akan diubah dan diperbaiki sebagaimana mestinya.

Salinan Surat Keputusan ini disampaikan kepada yang bersangkutan untuk diketahui dan dilaksanakan sebagaimana mestinya.

Ditetapkan di Samata
Pada Tanggal 24 Maret 2017
D e k a n,
Kuasa Dekan Nomor: AL.1/Kp.07.6/749/201
Tanggal 17 Maret 2017
Wakil Dekan Bidang Akademik dan
Pengembangan Lembaga,



Dr. Abd. Rahman R, M.Ag.
NIP. 19601231 199102 1 012

LAMPIRAN : SURAT KEPUTUSAN DEKAN FAKULTAS ADAB & HUMANIORA
UIN ALAUDDIN MAKASSAR
TANGGAL : 24 MARET 2017
NOMOR : 359 TAHUN 2017

TENTANG

**KOMPOSISI PERSONALIA PANITIA PELAKSANAAN UJIAN SKRIPSI / MUNAQASYAH
 FAKULTAS ADAB DAN HUMANIORA UIN ALAUDDIN MAKASSAR**

Ketua	: Dr. Abd. Rahman R, M.Ag.
Sekretaris	: Rabiatal Adawiah, M.Hum.
Munaqisy I	: Dr. Abd. Muin, M.Hum.
Munaqisy II	: Hj. Nahdhiyah, S.S., M.Pd.
Konsultan I	: Serliah Nur, S.Pd., M.Hum., M.Ed.
Konsultan II	: Masykur Rauf, S.Hum., M.Pd.
Pelaksana	: Isnawati Azis, SE.

Ditetapkan di Samata
 Pada Tanggal 24 Maret 2017
D e k a n,
 Kuasa Dekan Nomor: AL.1/Kp.07.6/749/201
 Tanggal 17 Maret 2017

Wakil Dekan Bidang Akademik dan
 Pengembangan Lembaga



Dr. Abd. Rahman R, M.Ag.
 NIP. 19601231 199102 1 012

ALAUDDIN
M A K A S S A R

SURAT PERNYATAAN

NAMA : HASMIATI
NIM : 40300112113
JURUSAN : BAHASA DAN SASTRA INGGRIS
JUDUL SKRIPSI : ENGLISH TEACHER'S GESTURE TOWARD THE
STUDENTS' MOTIVATION IN STUDYING ENGLISH AT
SMP AL-ISLAM BENTENG TELUE BONE

Menyatakan atas kesediaan untuk menjadikan karya ilmiah dapat diterbitkan
di jurnal-jurnal berbahasa Inggris. Demikian surat pernyataan ini dibuat oleh
mahasiswi yang bersangkutan.

Romangpolong, 15 Mei 2017
Yang membuat pernyataan,

UNIVERSITAS ISLAM
ALAUDDIN
M A K A S S A R





UNIVERSITAS ISLAM NEGERI
ALAUDDIN
M A K A S S A R