

**THE EFFECT OF PICTURE CUED TASK ON THE SECOND GRADE
STUDENTS' WRITING SKILLS IN DESCRIPTIVE TEXT
OF MTS MADANI ALAUDDIN PAO-PAO**



Submitted in Partial Fulfillment of the Requirements for the Degree of
Sarjana Pendidikan (S.Pd) of English Education Department
of Tarbiyah and Teaching Science Faculty
of Alauddin State Islamic University
of Makassar

By:

MIRNAWATI

Reg. Number: 20400115045

**ENGLISH EDUCATION DEPARTMENT
TARBIYAH AND TEACHING SCIENCE FACULTY
ALAUDDIN STATE ISLAMIC UNIVERSITY OF MAKASSAR
2021**

PERNYATAAN KEASLIAN SKRIPSI

Dengan penuh kesadaran, penyusun yang bertandatangan di bawah ini:

Nama : Mirnawati

NIM : 20400115045

Tempat/Tgl. Lahir : Sungguminasa/04 Agustus 1997

Jur/Prodi/Konsentrasi : Pendidikan Bahasa Inggris

Fakultas : Tarbiyah dan Keguruan

Alamat : Jln. Dato Panggentungan Utara

Judul : *The Effect of Picture Cued Task on the Second Grade Students' Writing Skills in Descriptive Text of MTs Madani Alauddin Pao-Pao*

Menyatakan bahwa skripsi ini benar adalah hasil karya penyusun sendiri. Jika di kemudian hari terbukti bahwa ia merupakan duplikasi, tiruan, atau dibuat oleh orang lain, sebagian atau seluruhnya, maka skripsi dan gelar yang diperoleh karenanya dinyatakan batal demi hukum.

Gowa, 2021

Penyusun,



Mirnawati
NIM: 20400115045

PERSETUJUAN UJIAN KUALIFIKASI HASIL SKRIPSI

Pembimbing penulisan skripsi Saudara Mirnawati, NIM: 20400115045, mahasiswa Jurusan Pendidikan Bahasa Inggris Fakultas Tarbiyah dan Keguruan UIN Alauddin Makassar, setelah dengan seksama meneliti dan mengoreksi skripsi yang bersangkutan dengan judul “The Effect of Picture Cued Technique to Improve Students’ Writing Skills in Descriptive text at The Second Grade Students of MTs Madani Alauddin Pao-pao”, memandang bahwa skripsi tersebut telah memenuhi syarat-syarat ilmiah dan dapat disetujui untuk diajukan dalam *Ujian Kualifikasi Hasil Skripsi*.

Demikian persetujuan ini diberikan untuk proses selanjutnya.

Pembimbing I,



Dr. Sitti Nurpahmi, S.Pd., M.Pd
NIP. 19740308 200901 2 003 -----

Pembimbing II,



Muhammad Jabal An Nur, S.Pd., M.Pd
NIDN. 2026089001

Gowa, 26 Januari 2021

Diketahui oleh:

Ketua Jurusan PBI,



Dra. Hj. St. Azisah, M.Ed. St., Ph.D.
NIP 19671231 199303 2 016



UNIVERSITAS ISLAM NEGERI
ALAUDDIN
M A K A S S A R

ACKNOWLEDGEMENTS



Alhamdulillah, Praise be to Allah SWT the one the wise God who has been giving the researcher the blessing and the opportunity for completing this thesis. Also Sholawat and Salam forever are delivered to the prophet Muhammad S. A. W who had brought the human beings from the darkness to the lightness.

Further, the researcher also expresses sincerely unlimited thanks to his beloved parents (**Idris and Selfiah**) for their prayer, affection, financial support and motivation for her success, and their sincere love. The researcher considers that in carrying out the research and writing this thesis, many people have also contributed their valuable guidance, correction, assistance, suggestion and advice for his completion of this thesis.

Therefore, in this opportunity, the researcher would like to express the great thanks and appreciation to :


1. **Prof. Hamdan Juhannis, M.A, Ph.D**, The Rector of Alauddin State Islamic University (UIN) of Makassar for the words and policies during the researcher pursued her education at UIN Alauddin Makassar as well as the Ex-Rector, **Prof. Dr. H. Musafir Pababbari, M.Si**.
2. **Dr. H. Marjuni, S.Ag., M.Pd.I**, the Dean of Tarbiyah and Teaching Science Faculty of Alauddin State Islamic University (UIN) of Makassar for the supports and kindness during the researcher continued her

education at UIN Alauddin Makassar as well as **Dr. H. Muh. Amri, M.Ag, Lc** as the Ex-Dean.

3. **Dra. Hj. St. Azisah, M.Ed.St., Ph.D.** and **Dr. Sitti Nurpahmi, S.Pd., M.Pd.**, the Head and the Secretary of English Education of Tarbiyah and Teaching Science Faculty, Alauddin State Islamic University (UIN) of Makassar as well as the Ex- Head, **Dr. Kamsinah, M.Pd.I.** A profound thank to them for the great lessons, suggestions, guidance, motivations, and everything when the researcher studied at the university.
4. **Dr. Sitti Nurpahmi, M.Pd.**, as the first consultant and the second consultant **Muhammad Jabal An Nur, S.Pd., M.Pd.** Who spent much of their time on correcting, helping, advising, also thanks for giving the researcher motivation, advice and the supports during the assistance.
5. The researcher's lecturers and staff, **Muthi'ah, M.Pd., Multazam Abubakar, M.Hum., Annisa Shofa Tsuraya, S.Pd., M.Pd, Indy Tri Humairah, S.Pd, Juhdah Ulwiah,** and other lecturers who always support me every time.
6. All of the lecturers of Tarbiyah and Teaching Science Faculty of Alauddin State Islamic University of Makassar for many knowledge, leads, and motivations to the researcher.
7. Deeply thanks to **Andi Fatmawati, S.Pd.**, as the English teacher of MTs Madani Alauddin Pao-pao who has been willing to take the time to listen to the complaints of her.

8. Deeply thanks for her students at **Junior High School of MTs Madani Pao-pao** for their cheering, understanding, laughing, and be the place for coming back.
9. Special thanks to the researcher beloved siblings, thank you for encouraging and facilitating all the researchers' needs during the thesis process.
10. Thanks to **Partiwidyaningsih, Husnul Khatimah, S.Pd., Amaliah Syarif, S.Pd., Deswati Maharani, Nurhayati, Ulfa Lis Adhayanti, Hidayanti, Ananda Rahmadana, S.Pd., Ari Putra Utama Akmas, S.Pd, and Al Amini Indah Sari, S.Pd,** thanks for always corrected the researcher's thesis and always being in the joys and sorrows of the researcher.
11. Deeply thanks to true friends, **Yulia Rahayu, S.Ag., Ayu Putri, S.S., Miranti Arti, A.Md, Keb., and Rimba,** who always gives motivation for her success, and their sincere love.
12. Great thanks to **Sirajuddin,** who always supports, accompanies, motivates, and helps the researcher every times.
13. Finally, for everyone connected with the complement of the thesis may Allah SWT bless us. *Amin Yaa Rabbal Alamiin*

The Researcher



Mirnawati
NIM: 20400115045

TABLE OF CONTENTS

TITLE PAGE	i
PERNYATAAN KEASLIAN SKRIPSI.....	ii
PERSETUJUAN PEMBIMBING	iii
PENGESAHAN SKRIPSI.....	iv
ACKNOWLEDGMENTS	v
TABLE OF CONTENTS	viii
LIST OF TABLES	xi
LIST OF CHARTS	xii
LIST OF APPENDIXES	xiii
ABSTRACT	xiv
 CHAPTER I INTRODUCTION	
A. Background.....	1
B. Research Problems	3
C. Research Objectives	3
D. Research Significances	4
E. Research Scope	4
F. Operational Definition of Terms	5
 CHAPTER II LITERATURE REVIEW	
A. Review of Related Previous Studies.....	6
B. Some Pertinent Ideas	8
1. Writing Skill	8
a. Definition of Writing Skill	8
b. Process of Writing	9
c. Teaching Writing Skill.....	10

2. Picture Cued	11
a. Definition of Picture Cued	11
b. Advantages of Picture Cued	12
c. Some Roles for Picture in Writing	13
d. Using Picture in Teaching Writing	13
3. Descriptive Text	14
a. Definition of Descriptive Text	14
b. The Kinds of Descriptive Text	15
c. The Generic Structure of Descriptive Text	15
C. Theoretical Framework	16
D. Hypothesis	17
CHAPTER III RESEARCH METHOD	
A. Research Method	18
1. Research Design	18
2. Research Variables	18
B. Place and Time of Research	19
C. Population and Sample	19
1. Population	19
2. Sample	20
D. Research Instrument	20
E. Data Collection Procedure	21
a. Experimental Class	22
b. Controlled Class	24
F. Data Analysis Technique	26
CHAPTER IV FINDING AND DISCUSSION	
A. Finding	31
1. Descriptive of Data Analysis	31
2. Analysis Inferential of Data	43
B. Discussion	45
CHAPTER V CONCLUSION AND SUGGESTIONS	
A. Conclusion	54

B. Suggestions.....	54
BIBLIOGRAPHY	56
APPENDIXES.....	59
CURRICULUM VITAE	87



LIST OF TABLES

Table 1	Writing Sore Rubric	28
Table 2	Categories of Students' Achievement	30
Table 3	The Result of Pre-test in the Experimental Class	32
Table 4	The Result of Post-test of the Experimental Class	33
Table 5	The results of Mean, Median, SD, Variance, Min and Max of pre-test in experiment and control class	35
Table 6	The Result of Pre-test of Controlled Class	36
Table 7	The Result of Post-test of Controlled Class	37
Table 8	The results of Mean, Median, SD, Variance, Min and Max of post-test in experiment and control class	39
Table 9	The Overall Results of Pre-test and Post-test of Experimental Class	40
Table 10	Normality Test of Sample Distribution	43
Table 11	Test of Hypothesis	44

LIST OF CHARTS

Chart 1	The Pre-test Score Distribution and Frequency in Experimental Class	35
Chart 2	The Post-test Score Distribution and Frequency in Experimental Class	36
Chart 3	The Pre-test Score Distribution and Frequency in Controlled Class	39
Chart 4	The Post-test Score Distribution and Frequency in Controlled Class	40
Chart 5	The comparison between the pre-test and post-test scores in Experimental Class	42



LIST OF APPENDIXES

Appendix A Lesson Plan.....	60
Appendix B Research Instrument of Experimental Class(Assessment Format)...	69
Appendix C Research Instrument of Controlled Class (Assessment Format.....	73
Appendix D The Distribution Of T-Table	77
Appendix E The result of Pre-Test and Post-test of Experimental class and Controlled Class	80
Appendix F Documentation	82



UNIVERSITAS ISLAM NEGERI
ALAUDDIN
M A K A S S A R

ABSTRACT

Name : **Mirnawati**
Reg. Number : 20400115045
Department : English Education Department
Faculty : Education and Teacher Training Faculty
Title : ***The Effect of Picture Cued Task on the Second Grade Students' Writing Skills in Descriptive Text of MTs Madani Alauddin Pao-pao***
Consultant I : **Dr. Sitti Nurpahmi, S.Pd., M.Pd.**
Consultant II : **Muhammad Jabal An Nur, S.Pd., M.Pd.**

The goal of this research is to find the effect of Picture Cued Task on the second-grade students' writing skills in the descriptive text of MTs Madani Alauddin Pao-Pao in the academic year of 2019/2020.

The quasi-experimental method research design is used to carry out this research. There are experimental and controlled classes. The experimental class consists of 29 students and the controlled class consists of 27 students. The Picture Cued Task was applied in the experimental class as a treatment to train students in writing descriptive text. The instrument used in this research is a writing test. The researcher used a pre-test as an instrument before conducting the treatment of Picture Cued Task and a post-test as an instrument after conducting the treatment of Picture Cued Task.

The result of this research after conducting the treatment of Picture Cued Task in the experimental class shows there is an improvement in students' writing skills in the descriptive text. The students know or have the ideas what they are going to write. They could express their ideas in written form by using the Picture Cued Task. There are five aspects in writing components that show the improvement of students' writing skills in the descriptive text between pre-test and post-test, they are content, organization, grammar, vocabulary, and mechanics.

The outcome of this research is to help the students improving their writing skills, especially in descriptive text. It means how students develop their ideas into the paragraph. The researcher hopes the result of this research will be useful for students and English teachers in the education field. The English teachers should improve their competencies by improving their material, use of an interest media/tasks and technique, so the student's English skills will be developed.

CHAPTER I

INTRODUCTION

A. Background

Writing skill is the system of written symbols, representing the sounds, syllables or words of language, with different mechanisms, capitalization, spelling and punctuation, word form and function. In generally, writing is very important that communication is transmitted more through writing than any other types of media (Durga and Rao , 2018).

According to Meer in a thesis of Umu Kulsum (2016), there are four genres in writing. They are Expository, Persuasive, Narrative, and Descriptive Text of Writing. But in this research, the researcher just focuses in Descriptive Text of Writing. It is a style of writing that focuses on describing a character, an event, or a place in great detail. It can be poetic when the author takes the time to be very specific in their descriptions. As for the generic structure of the descriptive text are identification and description.

Muis and Fitrah (2016), found that “some students know or have the ideas what they are going to write, but they don not know how to put them into words. They cannot build a good sentence”. From their statement, we can conclude that many students could not express their ideas in written form, although they may know what will be written.

In the preliminary study at MTs Madani Alauddin Pao-pao, the researcher tested the students' writing skills especially in descriptive text based on one of the lesson plans “Arrange of Descriptive texts, short and simple, about people, animals, and

things or objects by paying attention to the correct social functions, text structure, and linguistic elements”, they had previously studied. After the researcher saw students' writing descriptive text, there were still many students who had low skills in descriptive text. Students took a lot of time to finish their writing descriptive text, because lack of students vocabulary knowledge, so difficult to present their ideas in written form. In students' writing descriptive text, they could not understand the generic structure (text structure) in descriptive text that they had learned, so most of their writing descriptive texts were very short.

Whereas, based on the lesson plan, the goal reads clearly that students must be able to make descriptive texts in good and correct sentences by paying attention to the generic structure of the descriptive text, but in fact it is different from the expectations in the lesson plan. It means that the students' writing descriptive text scores are low.

There is one of the tasks in teaching writing that might help students to get ideas in writing. It is picture cued task. According to Brown (2004), picture cued offers a nonverbal means to stimulate written responses. It means that by giving students picture cued, it is easier for students to get idea from the pictures. After they understand the idea, it will be much easier for them to generate idea.

Brown (2004) also stated that there are actually three kinds of picture cued tasks. They are a short sentence, a picture description, and a picture sequence description. But in this research just takes a picture description and a picture sequence description when teaches writing of descriptive text. A picture description is a somewhat more complex picture may be presented showing, and a picture

sequence description is a sequence of three to six pictures depicting a story line can provide a suitable stimulus for written production.

To apply the picture cued tasks as a treatment of the learning process in writing descriptive text, the researcher hopes the treatment can be in accordance with reality and expectation of the lesson plan. Therefore, the researcher interested to carry out research entitled “*The Effect of Picture Cued Task on The Second Grade Students in Writing Descriptive Text of MTs Madani Alauddin Pao-Pao*”. The outcome of this research is to help students to develop their ideas in writing descriptive text. Besides, the students can improve their vocabulary mastery from the picture cued tasks that will be given.

B. Research Question

Based on the background of the problems above, the researcher needs to know the use of picture cued task in descriptive writing skill by the following researcher question:

Is the picture cued task able to improve on the second grade students in writing descriptive text of MTs Madani Alauddin Pao-pao?

C. Research Objective

Related to the research question above, the objective of this research is to what extend is the effect of picture cued task on the second grade students in writing descriptive text of MTs Madani Alauddin Pao-pao.

D. Research Significances

1. Theoretical significance

The result of this research is directed to contribute to the theory development of writing skills especially in descriptive text about the use of picture cued as a technique in teaching writing.

2. Practical significances

- a. For teacher: To help teachers to get a new alternative in teaching writing , especially by using picture cued technique.
- b. For students: To improve their learning creativity in the classroom, that makes students more active to learn by using this technique.
- c. For researcher: To consider whether this technique is appropriate or effective in the classroom by looking at the classroom situation, and also add knowledge and experience that is valuable for the future (before going directly to the world of education).

E. Research Scope

The scope of this research is to teach writing by using picture cued task. Picture cued description, and a picture sequence description. In writing skills, there are some kinds of writing text, but the researcher focuses in writing descriptive text on the second grade students of MTs Madani Alauddin Pao-pao.

F. Operational Definition of Terms

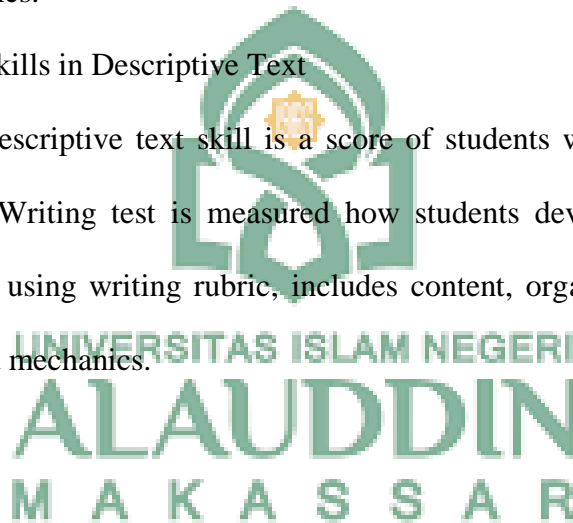
There are two components that will be discussed in this research, they are:

1. Picture Cued Task

Picture cued task is a tool or an instrument consist of a picture that gives instructions or cues that telling or illustrating someone, something, or somewhere that can mention things or describe events in the picture. It includes picture cued description of thing, animal, zoo, and picture cued sequence of people activities.

2. Writing Skills in Descriptive Text

Writing descriptive text skill is a score of students which is measured by writing test. Writing test is measured how students develop their ideas into paragraph by using writing rubric, includes content, organization, vocabulary, grammar, and mechanics.



CHAPTER II

LITERATURE REVIEW

A. Review of Related Previous Studies

There were some theories from previous studies that expected to support this research, as follows:

- a. A thesis by Adwidya Susila Yoga (2013) researched: *Improving the eight grade students' writing skill through picture-cued activities*. Explained that the result of the research showed that use of picture-cued activities was able to improve students' writing skill.
- b. Suhartini (2015) researched: *Improving students' writing ability by using picture cued of eight grade students at Mts Al-Barokah Bangsalsari Jember*. In her research concluded that the picture cued can improve the students' writing ability covering grammar, vocabulary, content, and organization by grouping the students in pair.
- c. A thesis by Umu Kulsum (2016) researched: *The effectiveness of using picture in teaching writing of descriptive text*. In her research concluded that the data presented is there is an effectiveness of using picture series towards students' writing ability in descriptive text.
- d. Taheri and Dastjerdi (2016) International Journal of Foreign Language Teaching and Research, volume 4, issue 13, researched: *Impact of Dynamic Assessment in Irain EFL Learners' picture-cued writing*. In their journal explained that almost all of the participants held positive attitudes toward writing, and their confidence in their own english writing ability increased. The implication of the

study is that dynamic assessment via graduated prompt can be incorporated into the regular writing program.

- e. Faradhibah and Aliyah Nur, Vol. 3, No. 02 (December 2017) researched: *Analyzing students' difficulties in maintaining their coherence and cohesion in writing process*. In their journal concluded that the research showed that there were some difficulties faced by the students in maintaining their coherence and cohesion in writing process, especially in determining and stating their ideas, fulfilling the supporting details, and using the proper signals and spelling as well as punctuation.
- f. Durga and Rao, Journal for Research Scholars and Professionals of English Language Teaching, ISSN:2456-8104, Issue 6, Vol. 2, 2018. Researched: *Developing Students' Writing Skills in English*. In their journal concluded that writing is an extremely complex cognitive activity in which the writer is required to demonstrate control of variables simultaneously. Strong writing skills may enhance students' chances for success. Writing is an essential factor of language.

From the researches previous studies above, it can be concluded that picture can be applied in teaching writing, especially picture cued. The previous researches above have a similarity with this research, which is using picture cued as an independent variable. But the difference from previous researches and this research is the some previous researches the writing that they have researched or taught is too general. The writing material was too broad, did not specified what type of writing skill they have examined. While, this research will apply the picture cued

task to find out whether it is effective to teach writing descriptive text. Furthermore, picture cued task that will be applied in this research are picture cued description and picture cued sequence. In this research, the researcher will apply the picture cued task which only focuses on teaching the type of descriptive text writing, which corresponds to the junior high level and also based on syllabus. The researcher will research the second grade students of MTs Madani Alauddin Pao-pao.

B. Some Pertinent Ideas

1. Writing skill

a. Definition of Writing Skill

Writing skills is different from other skills like speaking and listening. According Sudaryanto (2001) states that writing skill is a person's ability to express his/her mind and feeling which is expressed in a written language, in graphic symbols so that the readers are able to understand the message inside. From the statement, it can be said that writing is a skill where the writer can set his idea down in the form of words, sentences, and paragraphs which are easy to understand for the readers.

According to Randal (2004) in Agusta (2013) states that writing is an ability to make a form of words that in general it may have a higher truth value than the fact that it has set it down. It means that the product of writing should be truly acceptable by the readers. Besides, it must contain meaningful values so that the readers can get the benefits from the writing.

In addition, Harmer (2004) states that writing is a process that what we write is often heavily influenced by the constraints of genres, then these elements have to be

present in learning activities. It means that writing cannot be separated with genres especially in teaching learning activities of writing.

From all the statements above, it can be concluded that writing is an activity of thinking after which it is expressed into graphic symbols, in a communicative written language. In expressing the thought into a written language, feeling plays an important role as well, so that the products will be easily understood and enjoyed by the readers. To do so, of course, it needs a good and interesting language. In other words, writing is closely related with the thought, feeling, and ability in using a language. In this case, a communicative language is completely needed.

b. Process of writing

In writing, students cannot only focus on their writing, but they should also pay attention to the processes of writing to produce a good writing.

Hyland (2004) illustrates the stages of writing to give students clear understanding that writing process is significant to produce a good writing. They are:

1. Selecting the topic

Selecting the topic which can be done by both students and teachers. Students can find their own topic or with teachers' help. Another way, teachers can decide the topic that students should use to write.

2. Prewriting

In this case, students are involved in brainstorming, collecting data, note-taking, and outlining.

3. Composing

Composing is another term of drafting. In this stage, they begin to write down their ideas on paper.

4. responding to revisions

The review can be conducted by teachers or peers. It is about responding to ideas, organization of the text, and text styles.

5. Proofreading and editing

In this stage, there will be checking and correcting the form, the evidences, the layout, and so on.

6. Evaluation

In this case, teachers judge the progress that they achieve within the process.

7. Publishing

It means allowing people to read the writing as the final product.

8. Follow-up tasks

It is conducted to conclude the weaknesses of their writing.

c. Teaching Writing Skill

According to Brown (2004), a limited variety of tasks are commonly used to asses a person's ability to produce writing like the following:

1. Copying

There is innovative or modern about directing a test-taker to copy words.

2. Listening cloze selection tasks

These tasks combine dictation with a writer script that has a relatively frequent deletion ratio (every fourth or fifth word, perhaps). The test sheet

provides a list of missing word from which the test-taker must select. The purpose of this stage is not to test spelling but to give practice in writing, to increase the difficulty, the list of words can be deleted, but then spelling might become an obstacle.

3. Picture cued tasks

Familiar pictures are displayed, and test-takers are told to write the word that the picture represent. Assuming no ambiguity in identifying the picture (cat, hat, chair, table, etc.) no reliance is made on aural comprehension of successful completion of the task.

2. Picture Cued Task

a. The Definition of Picture Cued

According to Brown, picture-cued activities offer a nonverbal means to stimulate written responses. It means that by giving students pictures, it is easier for them to get the idea from pictures. After they understand the idea, it will be much easier for them to generate the idea. Brown (2004) says that “A variety of picture cued controlled tasks have been used in English classroom around the world. The main advantage is in detecting the almost ubiquitous reading and writing connection and offering instead a nonverbal means to stimulate written responses.

Brown (2004), there are actually three kinds of picture-cued tasks, they are:

1. A short sentence. This is a drawing of some simple action is shown. After recognizing the pictures, the students will write a brief sentence. For example, she is eating.

2. Picture description, a somewhat more complex picture may be presented showing. For example, the students are shown a picture of a living room. Then, they are asked to write the description of the living room. Such as books and pencils on the table, chairs around the table, a lamp next to the couch, a cat under a table, etc.
3. A picture sequence description. A sequence of three to six pictures depicting a story line can provide a suitable stimulus for written production. It means, there will be a sequence of pictures telling someone and something, such as how something occurs. It can provide an appropriate stimulus to write with the guidance of the sequence pictures.

b. The Advantages of Picture Cued Task

According to Brown (2004), states that picture cued task stimulate students' written responses. So that is why picture cued have some advantages.

1. It is much easier for students to get ideas from the pictures. After the students get the ideas, it will be much easier for them to generate the ideas by using picture-cued activities.
2. Offers students an opportunity to improve their vocabulary mastery. They can mention things in the pictures. If they do not know the names of the things, they can open their dictionary. As the effect, picture cued technique can also improve students' vocabulary mastery.
3. Can help students to learn the use of prepositions correctly. For example, they can write a descriptive sentence about the position of a thing in a picture. It can be said that picture cued technique are appropriate for the

students to improve the writing skills in general, and the micro skills of writing in particular.

c. Some Roles for Picture in Writing

According to Wright (2004), there are some roles for pictures in writing:

1. Pictures can motivate the student and make him or her want to pay attention and want to take part.
2. People contribute to the context in which the language is being used. They bring the world into the classroom.
3. The pictures can be described in an objective way or interpreted or responded to subjectively.
4. Pictures can cue responses to questions or cue substitutions through controlled practice.
5. Pictures can stimulate and provide information to be referred to in conversation, discussion and storytelling.

d. Using Pictures in Teaching of Writing

According to Harmer (2004), there are various ways to use pictures as media to teach writing. Describing pictures, suspects and objects, writing a postcard, portraits, and story tasks are some ways to use pictures as media in the teaching and learning process of writing.

Harmer (2004) Story tasks are writes that there are several different story tasks students may undertake. Four which work well are the following:

1. For dramatic pictures (such as a man crossing a canyon on a tightrope, people in a street protest, or someone who has come face to face with a wild animal) students can be asked to write what happened next.
2. Students can be given a series of picture of random objects (a bicycle, a pack of cards, a fireplace, etc.) and told to choose four of them, and write a story with connects them.
3. Students can be given a series of pictures in sequences which tell a story. They have to write the story which the pictures tell.
4. Students can be given a picture and a headline or caption and asked to write a story which makes sense of the picture and the words.

However, the researcher will only be two of them. They are a series of pictures of random objects and a series of pictures in sequence.

3. Descriptive Text

a. Definition of Descriptive Text

According to Hartono (2015), descriptive text is texts that describe a particular place, person, or thing. The purpose of a descriptive is to tell about the subject by describing its features including personal opinion.

Oshima and Hogue (2007) states that “Descriptive writing appeals to the senses, so it tells how something looks, feels, smells, tastes, and/or sounds. A good description is a word picture, the reader can imagine the object, place, or person in his or her mind.”

Kane (2000) states that description is about sensory experience how something looks, sounds, tastes. Mostly it is about visual experience, but description also deals with other kinds of perception.

Based on the definitions above, the researcher conclude that descriptive text is a text that describe a person, a place or others that describing the characters, events, or how something looks.

b. The Kinds of Descriptive Text

Pardiyono (2007) identified descriptive text into three kinds, they are describing place, people and thing.

1. Describing Place

Description of place is a text that describe the place looks, such as the condition, the situation etc.

2. Describing Person

Description of person is a text that described the person looks, such as the face, body, behavior, etc.

3. Describing Thing

Description of thing is a text that describe the thing looks, such as the condition, the function etc.

c. The Generic Structure and The Language Features of Descriptive Text

According to Gerot and Wignell (1995) the generic structure and language features of descriptive text are as follow:

1) The Generic Structure of Descriptive Text

- a. Identification: identifies the phenomenon to be described.

- b. Description: describes features in order of parts, qualities, and characteristics.

2) The language features of descriptive text

- a. Use of simple present tense.
- b. Use of linking verbs or relating verbs for the identification and showing qualities.
- c. Use of attributive verbs to give detailed description of the object's features.
- d. Use of action verbs related to the topic, especially when describing behaviors or personalities (for person).

C. Theoretical Framework

Writing is a process that transforms our mind or our idea into the written form and picture cues offer a nonverbal means to stimulate written responses. It means that by giving students pictures, it is easier for them to get the idea from the pictures, especially in teaching writing with using pictures. When students are given pictures, they can express their ideas related to the pictures they see and write down the ideas.

There are several statements of experts who express the relationship between writing and picture cues, they are:

Jeremy Harmer (2004) pictures can provide stimulation for writing habit activities. Students can describe pictures or write descriptions of a wanted man or woman so that their colleagues have to identify that person from a group

photograph. Jeremy Harmer also states pictures can help the students to write. Pictures stimulate the students to develop imagination and ideas to write.

Yunus in Bilqis (2014) describes picture series as a number of linked pictures which form series of sequences in order tell a sequence of events or a story. The use of picture series can help the students to write types of text that require sequences like descriptive, narrative, recount or spoof.

Brown (2004) also states that picture-cued activities stimulate students' written responses. That is why the advantage of the use of picture-cued activities is that it is much easier for students to get ideas from pictures.

Based on these theories, the researcher concludes that picture cued task can be an effective way to be applied in teaching of writing especially in descriptive text.

D. Hypothesis

The hypothesis of this research is formulated as follows:

1. Null Hypothesis

H₀: There is no a significant effect of picture cued task on the second grade students in writing descriptive text of MTs Madani Pao-pao.

2. Alternative Hypothesis

H₁: There is a significant effect of picture cued task on the second grade students in writing descriptive text of MTs Madani Pao-pao.

CHAPTER III

RESEARCH METHOD

A. Research Method

1. Research Design

This research used quasi experimental design. In quasi experiment, the researcher used experimental and control groups but does not randomly assign participants to group. In quasi experimental design used nonequivalent control group design. Both groups take a pre-test and post-test. Only the experimental group received the treatment.

The design will be:

Group A: O X O

Group B: O O

X: Treatment in experimental class

O: Pre-test or Post-test

(John W. Creswell, 2014)

2. Research Variable

According to Creswell (2014) a variable refers to a characteristic or attribute of an individual or an organization that can be measured or be observed and that varies among the people or organization being studied.

Creswell (2014) states, independent variables are those that (probably) cause, influence, or affect outcomes. They are also called treatment, manipulated, antecedent, or predictor variables. Meanwhile, dependent variables

are those that depend on the independent variables. They are outcomes or results of the influence of the independent variables. Other names for dependent variables are criterion, outcome, and effect variables.

In this research, the independent variable is picture cued task and dependent variable is students' writing skills in descriptive text.

B. Place and Time of the Research

The research has been carried out at MTs Madani Alauddin Pao-pao. It is located at Jl. Bontotangnga, Pao-pao Permai. The research was held from January 21st until February 12th 2020. The first activity was giving pre-test. The second was giving treatment. The third was giving the post-test. This research was conducted to find out whether the use of picture cued task is effective to improve students' writing descriptive text or not at the second grade students of MTs Madani Alauddin Pao-pao in the academic year of 2019/2020.

C. Population and Sample

1. Population

According to Neuman (2014), Population is the abstract idea of a large group of many cases from which a researcher draws a sample and to which results from a sample are generalized.

The population of this research was all of the students of MTs Madani Alauddin Pao-pao. In the first grade includes six classes, the second grade includes five classes, and the third grade includes five classes. There were around 476 students of MTs Madani Alauddin Pao-pao.

2. Sample

According to Neuman (2014), Sample is a small set of cases a researcher selects from a large pool and generalizes to the population. Besides, the researcher used a purposive sampling technique. According to Nasution (2003), Purposive sampling is done only on the basis of consideration of the authors who consider the desired elements already in the members of the sample taken. In selected sample by used of purposive sampling is based on the lesson plan. It means that they had learned about writing descriptive text.

Therefore, the sample of this research was at the second grade students, because they had learned about writing descriptive text, even though they had learned about the lesson plan, their value is still low in writing descriptive text. Because used quasi experiment, the researcher took two classes of the second grade students. They were VIIIC as an experimental class consists of twenty nine students and VIID as a controlled class consists of twenty seven students.

D. Research Instrument

Research instrument is a kind of tool or facility which is used by the researcher in collecting data. Instruments include a part of the way use by the researcher to collect the result of obtaining the data (Kulsum, 2016). In this research, the researcher used a writing test as the instrument for collecting the data.

E. Data Collection Procedures

The procedures in collecting data in this research include experimental and controlled classes were:

1. Pre-Test

In the pre-test of experimental and controlled classes were conducted on January 21st- January 22nd 2020. The researcher asked students to make descriptive text based on their previous course.

The stages in giving pre-test to the students were follows:

- a. The researcher absent students in the classes that were the sample of this research. (5 minutes)
- b. After that, before giving a pre-test, the researcher recheck the students' understanding about of the descriptive text material that they had learned in the last semester. (10 minutes)
- c. And then, the researcher explained the instrument of pre-test (writing test) that had given to the students. (5 minutes)
- d. Then, the researcher asked students to make a descriptive text in writing test about "My Family" as a topic. (35 minutes)
- e. After that, the students collected the results of their descriptive text to the researcher. (5 minutes)

2. Treatment

The next step was a treatment. The treatment of picture cued task was only conducted in the experimental class with the lesson related to the material that was needed. While, in controlled class the teaching and learning process was conducted

with used direct method in the class. The treatment of picture cued tasks in writing descriptive text materials was conducted for 4 times/meetings. Every meeting was 80 minutes in the class. There are several skills that students have to learned, such as simple present tense, singular and plural nouns, pronoun, adjective, and verb.

a. Experimental Class

1. The first meeting

It was conducted on January 28th 2020. The students were given picture cued task about noun and animal. The stages were follows:

- a. The researcher taught students about simple present tense, singular and plural, and adjective. (15 minutes)
- b. The researcher distributed students picture cued task description about animal and thing. Then, explained to students what to do based on the picture cued task that has been given
- c. The students worked in pairs to write descriptive text about animal and thing with some clues. (30 minutes)
- d. Students read their descriptive text in front of the class. (20 minutes)
- e. The researcher gave some comments in their descriptive text about the error vocabulary. (15 minutes)

2. The second meeting

It was conducted on January 29th 2020. The stages were follows:

- a. The researcher asked question about the material that has been studied last week. (15 minutes)
- b. The researcher taught students about verb. (10 minutes)

- c. The researcher divided the students into some groups and then distributed students picture cued task sequence description about people activities. (5 minutes)
 - d. All groups describes the picture cued sequence description by observed the time of each activities happened. (35 minutes)
 - e. After finished their descriptive text, the researcher and the students played words game, if the researcher appointed a student, she/he had to mention a verb of the picture cued that the researcher asked. (15 minutes)
3. The third meeting
- It was conducted on February 04th 2020. The stages were follows:
- a. The researcher taught students about singular and plural nouns, and pronoun. (15 minutes)
 - b. The researcher distributed students picture cued task description about the zoo and explained to the students how to describe the picture cued task. (10 minutes)
 - c. The students worked in pairs to write a descriptive text about the picture cued of the zoo. (35 minutes)
 - d. After that, the researcher asked students distributed their descriptive text to the other students and asked them to translate the descriptive text that they got. (20 minutes)

4. The fourth meeting

It was conducted on February 05th 2020 as the last meeting in the class. The stages were follows:

- a. The researcher asked questions to the students about the material that has been studied last week. (10 minutes)
- b. The researcher distributed students picture cued task sequence description about family. Then explained to students how to describe the picture cued task. (5 minutes)
- c. The students worked in pairs and discussed for a moment to give their ideas to develop their descriptive about the picture cued task. (10 minutes)
- d. The students described in pairs the picture cued task sequence description to make descriptive text about family. Students can freely to ask questions to the researcher related to the picture cued task, such as how to describe one of them. (35 minutes)
- e. The students collected their descriptive to the researcher.

b. Controlled Class

1. The first meeting

It was conducted on January 29th 2020. The students are given picture cued about noun and animal. The stages were follows:

- a. The researcher distributed students a dialog about describe of place.
- b. Students read the dialog. (10 minutes)
- c. Students worked in pairs to answer the questions below of the dialog. (20 minutes)

- d. After that, the answers of questions were discussed together. (10 minutes)
 - e. And then, the students were asked to make the dialog to be a descriptive text paragraph. (20 minutes)
2. The second meeting

It was conducted on February 03rd 2020. The stages were follows:

- a. The researcher taught students about adjective, pronoun, singular and plural words. (15 minutes)
 - b. The researcher asked students to make descriptive text about “my favorite animal”. (30 minutes)
 - c. After that, the researcher appointed some students to read their descriptive in front of the class. (15 minutes)
3. The third meeting

It was conducted on February 05th 2020 as the last meeting in the class. The stages were follows:

- a. The researcher asked question about the material that has been studied last week. (10 minutes)
- b. The researcher taught students about verb and adjective. (10 minutes)
- c. The researcher explained to students to make descriptive text about “My English Teacher”. To get more information, the students asked their English teacher about her age, address, hobbies, etc. (10 minutes)
- d. The students wrote the descriptive text about My English teacher. (30 minutes)

- e. And then, the descriptive text that had been made of the students collected to the researcher.

3. Post-Test

In the post-test of experimental and controlled classes were conducted on February 11th- January 12th 2020. The post-test was conducted after giving the treatment to the students.

The stages were follows:

- a. The researcher absent students in the classes. (5 minutes)
- b. The researcher explained the instrument of post-test (writing test) that had given to the students. (5 minutes)
- c. After that, the researcher asked students to make descriptive text about the same topic when conducted pre-test. It was “My Family”. The students were asked to pay attention about the material that had learned when make descriptive text in the post-test (35 minutes)
- d. The researcher asked the students to give questions related to the course (10 minutes)
- e. The researcher said thank you to all participants in this research and did not forget to give students motivations (5 minutes)

F. Data Analysis Technique

For the quantitative data analysis technique, the researcher used SPSS to make the data is easy to analysis, SPSS standing for Statistical Package for the Social Sciences. Statistical Package for the Social Sciences is a commercially distributed software suite for data management and statistical analysis (Frey, 2017). As for how

to process data in SPSS it will depend on the type of data that is owned and the analysis proposed to be carried out.

The used of SPSS in this research were to analyze the data as follows:

1. Descriptive Analysis

The descriptive analysis is used to describe the means, standard deviations, and variances of the result students' score of this research by used SPSS.

2. Inferential Analysis

In this research, the researcher analyzed the data to the hypothesis. This analysis is to find out the effect of picture cued to improve students writing skills in descriptive text by used SPSS.

Inferential statistics analysis in this research aims to test the research hypothesis. The discussion of the test of normality, and the test of hypothesis findings.

a. Test of Normality

The normality test is useful to overcome whether the research to be carried out is normally distributed or not for both the experimental and control class. In carrying out the normality test, Kolmogorov normality test (sig.) is used if <0.05 then the data cannot be normally distributed, whereas if the number > 0.05 then the data is normally distributed.

b. Test of hypothesis

Test of hypothesis is a process of decision making in which researcher evaluate the results of a study against their original expectations. (Gay, 2016)

Testing the hypothesis by comparing the value of t-test and t-table.

Hypothesis testing applicable were:

- If the value of $t\text{-count} > t\text{-table}$, then H_1 is accepted a while H_0 is rejected.
- If the value of $t\text{-count} < t\text{-table}$, then H_1 is rejected while H_0 is accepted.

Table 1
Writing Score Rubric by Brown (2004) as follow:

Aspect	Score	Description Performance
<p><i>Content</i> (C) 30%</p> <p><i>Logical development of ideas:</i></p> <p>Topic and Details</p>	30	The descriptive text addresses the assigned topic, the ideas (details) are complete, concrete and thoroughly developed
	24	The descriptive text addresses the assigned topic but misses some points, ideas (details) could be more fully developed
	18	Development of ideas not complete, paragraphs of the descriptive text are not divided exactly right
	12	Ideas incomplete, the descriptive text is hurriedly written so it is somewhat off the topic
<p><i>Organization</i> (O) 20%</p> <p>-Identification (Introduction) -Description (Body)</p>	20	Effective introductory paragraph of descriptive text, leads to description that are arranged with clear and proper sentences and easy to understand
	16	Mediocre introduction. Description of descriptive text is acceptable, although some ideas are not fully developed but easy to understand
	12	Minimally recognizable introduction, problems with the order of ideas in description
	8	Absence of introduction, severe problems with ordering of ideas in description so almost difficult to understand
<p><i>Grammar</i> (G) 20%</p>	20	Correct use of simple present tense and subject verb agreement in the sentences of descriptive text

-Simple Present tense -Subject verb agreement	16	Correct use of simple present tense but few subject verb agreement inaccuracies, but not affects the meaning in the sentences of descriptive text
	12	Frequent simple present tense and subject verb agreement inaccuracies in the sentences of descriptive text
	8	Incorrect use of simple present tense and subject verb agreement that affects the meaning in the sentences of descriptive text
<i>Vocabulary</i> <i>(V)</i> 25% Style and quality of expression	25	Precise vocabulary and variety usage, writing style that describe in great details
	20	Attempts variety, good vocabulary not wordy, writing style that describe in sufficient details
	15	Some vocabulary misused, problems in choosing vocabulary that change the meaning, writing style that describe in less details
	10	Inappropriate use of vocabulary, writing style that describe in very less details
<i>Mechanics</i> <i>(M)</i> 5% -Spelling -Punctuation -Capitalization	5	Correct use of English writing descriptive text conventions, all needed capitals, punctuation, and spelling very neat
	4	Occasional errors of capitals, punctuation, and spelling but the meaning is understandable
	3	frequent errors of capitals, spelling problems distract reader, and punctuation errors interfere with ideas
	2	It is dominated by errors of capitals, unclear spelling, and errors in sentence punctuation and final punctuation

The table below shows the categories of the students' achievement in their writing skill:

Table 2
Categories of the students' achievement

Value	Grade	Level of achievement
80 – 100	A	Excellent
66 – 79	B	Good
56 – 65	C	Sufficient
40 – 55	D	Fairly sufficient
< 39	E	Poor

The level of ability in the table is defined based on the criterion references scales (Arikunto, 2006).

CHAPTER IV

FINDINGS AND DISCUSSIONS

A. Findings

The findings are in line with the problem statements stated in the introduction part. This chapter generally presents the findings of the research which describes research findings which consist of the description of data analysis, the inferential data analysis, and the test of hypothesis.

1. Descriptive of Data Analysis

The researcher took the data from the second-grade students of MTs Madani Alauddin Pao-Pao as the sample of this research. In the second grade, there were five classes in the school. The researcher took VIIIC and VIIID as the sample of this research.

In this chapter, the researcher wants to shows the students' scores of pre-test and post-test of experimental and controlled classes at the second grade of MTs Madani Alauddin Pao-Pao.

A. The Result of Pre-test and Post-test of the Experimental Class

Table 3
The Result of Pre-test of the Experimental Class

No	Respondent	Writing components					Total
		Content	Organization	Grammar	Vocabulary	Mechanics	
1	Student 1	24	16	16	20	4	80
2	Student 2	24	16	12	20	3	75
3	Student 3	24	16	12	15	3	70
4	Student 4	18	12	12	20	3	65
5	Student 5	18	16	12	15	3	64
6	Student 6	18	12	12	15	4	61
7	Student 7	18	12	16	10	4	60
8	Student 8	18	12	12	15	3	60
9	Student 9	18	12	12	15	3	60
10	Student 10	18	12	12	15	3	60
11	Student 11	18	12	12	15	3	60
12	Student 12	18	12	12	15	2	59
13	Student 13	18	12	16	10	3	59
14	Student 14	18	12	12	15	2	59
15	Student 15	18	12	12	10	4	56
16	Student 16	18	12	12	10	3	55
17	Student 17	18	12	12	10	3	55
18	Student 18	18	12	12	10	3	55
19	Student 19	18	12	12	10	3	55
20	Student 20	18	12	12	10	3	55
21	Student 21	18	12	12	10	3	55
22	Student 22	18	12	12	10	3	55
23	Student 23	18	12	12	10	3	55
24	Student 24	18	12	12	10	2	54
25	Student 25	18	12	8	10	3	51

26	Student 26	18	12	8	10	3	51
27	Student 27	18	12	8	10	2	50
28	Student 28	12	8	12	10	3	45
29	Student 29	12	12	8	10	2	44
Average		18	12	12	12	3	58

Based on the result of the experimental class pre-test analysis in the table above, the highest total score was achieved by student number 1 with 80 total scores. On the other hand, the lowest total score was achieved by student number 29 with 44 total scores. However, the overall students achieved 58 as the average score for their writing skills in the descriptive text which means sufficient, because the level of achievement for sufficient classification is 56-65.

Table 4
The Result of Post-test of the Experimental Class

No	Respondents	Writing components					Total
		Content	Organization	Grammar	Vocabulary	Mechanics	
1	Student 1	30	20	12	25	4	91
2	Student 2	24	20	16	20	3	83
3	Student 3	24	16	16	25	4	85
4	Student 4	24	16	16	20	4	80
5	Student 5	18	16	16	15	4	69
6	Student 6	24	16	20	12	3	75
7	Student 7	18	16	16	15	4	69
8	Student 8	24	16	16	20	4	80
9	Student 9	24	16	16	20	4	80
10	Student 10	24	16	16	20	4	80
11	Student 11	18	12	16	20	3	69
12	Student 12	24	16	16	20	3	78
13	Student 13	24	16	16	25	4	85

14	Student 14	12	12	8	10	3	45
15	Student 15	24	16	16	15	4	75
16	Student 16	24	16	16	20	4	80
17	Student 17	24	16	16	20	4	80
18	Student 18	12	8	12	10	3	45
19	Student 19	18	16	16	15	3	68
20	Student 20	12	8	8	10	2	40
21	Student 21	24	12	16	20	4	76
22	Student 22	24	20	16	20	4	84
23	Student 23	30	16	12	20	3	81
24	Student 24	24	20	16	15	3	78
25	Student 25	24	16	12	15	3	70
26	Student 26	24	16	16	20	4	80
27	Student 27	18	12	8	10	2	50
28	Student 28	18	12	12	15	3	60
29	Student 29	18	16	16	15	3	68
Average		22	16	14	17	4	73

Based on the result of the experimental class post-test analysis in the table above, the highest total score was achieved by student number 1 with 91 total scores. On the other hand, the lowest total score was achieved by student number 20 with 40 total scores. However, the overall students achieved 73 as the average score for their writing skills in the descriptive text which means good, because the level of achievement for good classification is 66-79.

Therefore, there is an improvement from pre-test and post-test in the experimental class when applied picture cued task in teaching students writing skills in descriptive text.

In addition, the results of mean, median, standard deviation, variance, minimum, and maximum also processed and analyzed by used SPSS:

Table 5

The results of mean, median, standard deviation, variance, minimum and maximum of pre-test in experiment and control class

Statistics		EXP_PRE	CONT_PRE
N	Valid	29	27
	Missing	0	2
Mean		58,0345	62,8519
Median		56,0000	60,0000
Std. Deviation		7,68339	8,63670
Variance		59,034	74,593
Minimum		44,00	48,00
Maximum		80,00	85,00

The description of the pre-test and post-test of experimental class can also be seen in the following statistical histogram which was processed by using SPSS as well.

Chart 1

The Pre-test Score Distribution and Frequency

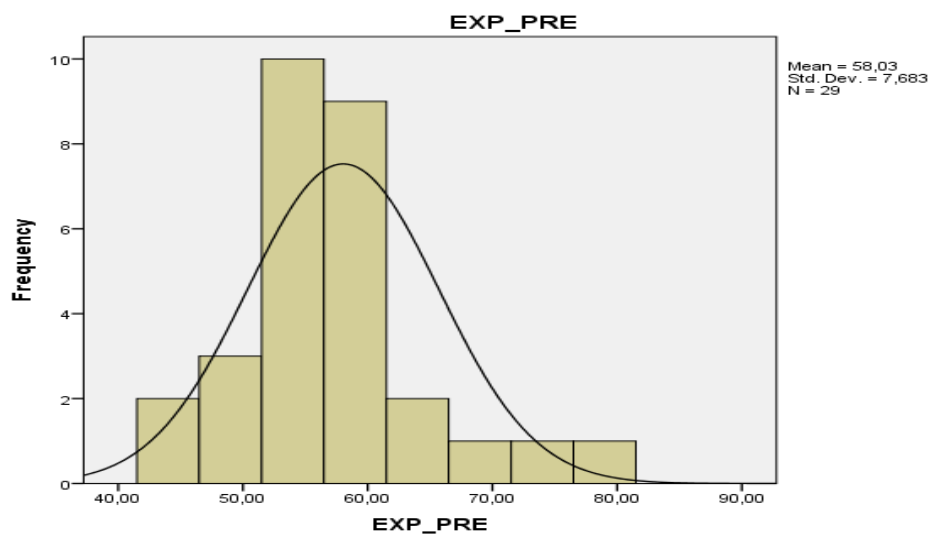
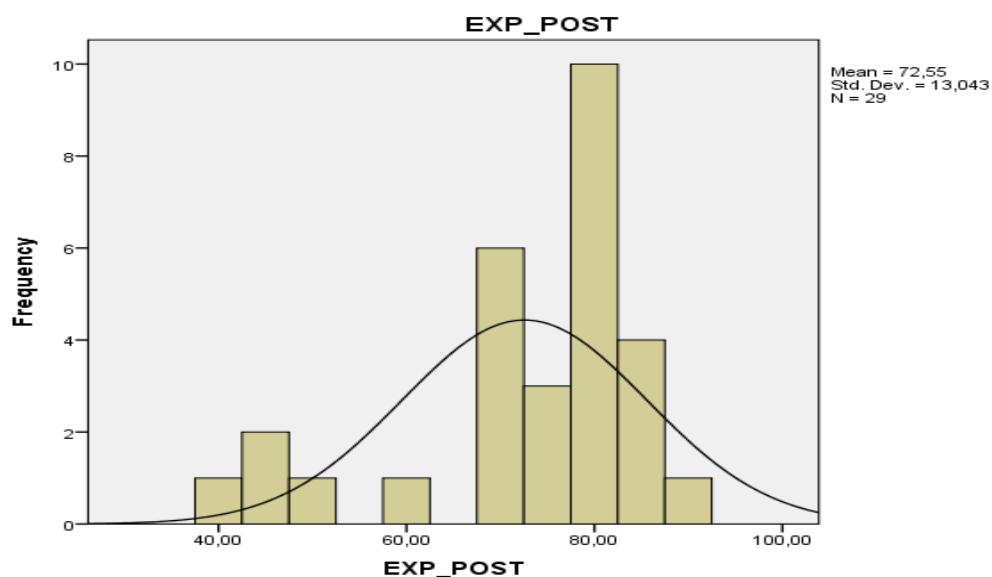


Chart 2
The Post-test Score Distribution and Frequency



B. The Result of Pre-test and Post-test of the Controlled Class

Table 6
The Result of Pre-test of Controlled Class

No	Respondent	Writing components					Total
		Content	Organization	Grammar	Vocabulary	Mechanics	
1	Student 01	30	16	20	20	4	85
2	Student 02	24	16	16	20	4	80
3	Student 03	24	16	12	20	3	75
4	Student 04	18	16	16	20	3	73
5	Student 05	24	16	12	15	4	71
6	Student 06	18	16	16	15	4	69
7	Student 07	18	16	16	15	3	68
8	Student 08	18	16	12	15	4	65
9	Student 09	18	12	16	15	3	64
10	Student 010	18	12	16	15	3	64
11	Student 011	18	16	12	15	3	64
12	Student 012	18	12	16	15	3	64
13	Student 013	18	12	16	15	3	64

14	Student 014	18	12	12	15	3	60
15	Student 015	18	12	12	15	3	60
16	Student 016	18	12	12	15	3	60
17	Student 017	18	16	12	10	3	59
18	Student 018	18	12	12	15	2	59
19	Student 019	18	12	16	10	3	59
20	Student 020	18	16	12	10	2	58
21	Student 021	12	12	16	15	3	58
22	Student 022	18	12	12	10	4	56
23	Student 023	18	12	12	10	4	56
24	Student 024	18	12	12	10	3	55
25	Student 025	18	12	12	10	2	54
26	Student 026	12	12	12	10	3	49
27	Student 027	12	12	12	10	2	48
Average		18	14	14	13	3	62

Based on the result of the controlled class pre-test analysis in the table above, the highest total score was achieved by student number 01 with 85 total scores. On the other hand, the lowest total score was achieved by student number 027 with 48 total scores. However, the overall students achieved 62 as the average score for their writing skills in the descriptive text which means sufficient, because the level of achievement for sufficient classification is 56-65.

Table 7
The Result of Pre-test of Controlled Class

No	Respondent	Writing components					Total
		Content	Organization	Grammar	Vocabulary	Mechanics	
1	Student 01	18	16	16	25	4	79
2	Student 02	24	16	12	20	3	75
3	Student 03	24	16	16	20	3	79

4	Student 04	24	16	12	20	3	75
5	Student 05	24	16	12	20	4	76
6	Student 06	18	16	12	15	3	64
7	Student 07	18	16	16	15	3	68
8	Student 08	24	16	16	20	4	80
9	Student 09	24	16	16	20	4	80
10	Student 010	18	12	16	15	4	65
11	Student 011	24	16	16	20	3	79
12	Student 012	18	12	16	15	3	60
13	Student 013	24	16	16	20	4	80
14	Student 014	24	16	16	20	3	79
15	Student 015	18	12	12	10	2	54
16	Student 016	18	12	12	15	2	59
17	Student 017	24	16	16	20	3	79
18	Student 018	18	16	12	15	3	64
19	Student 019	24	16	12	20	4	76
20	Student 020	18	12	12	10	3	55
21	Student 021	18	12	16	15	4	69
22	Student 022	18	16	12	20	4	70
23	Student 023	24	16	16	20	4	80
24	Student 024	18	16	12	10	3	59
25	Student 025	18	16	12	10	3	59
26	Student 026	18	12	12	15	3	60
27	Student 027	18	16	12	15	3	64
Average		20	13	14	17	4	70

Based on the result of the controlled class post-test analysis in the table above, the highest total score was achieved by student numbers 08, 09, 013, and 023 with 80 total scores. On the other hand, the lowest total score was achieved by student number 015 with 54 total scores. However, the overall students achieved 70 as the

average score for their writing skills in the descriptive text which means good, because the level of achievement for good classification is 66-79.

In addition, the results of mean, median, standard deviation, variance, minimum, and maximum also processed and analyzed by used SPSS:

Table 8

The results of mean, median, standard deviation, variance, minimum and maximum of post-test in experiment and control class

Statistics		EXP_POST	CONT_POST
N	Valid	29	27
	Missing	0	2
Mean		72,5517	69,8889
Median		78,0000	70,0000
Std. Deviation		13,04275	9,00570
Variance		170,113	81,103
Minimum		40,00	54,00
Maximum		91,00	80,00

The description of the pre-test and post-test of controlled class can also be seen in the following statistical histogram which was processed by using SPSS as well.

Chart 3

The pre-test score Distribution and Frequency

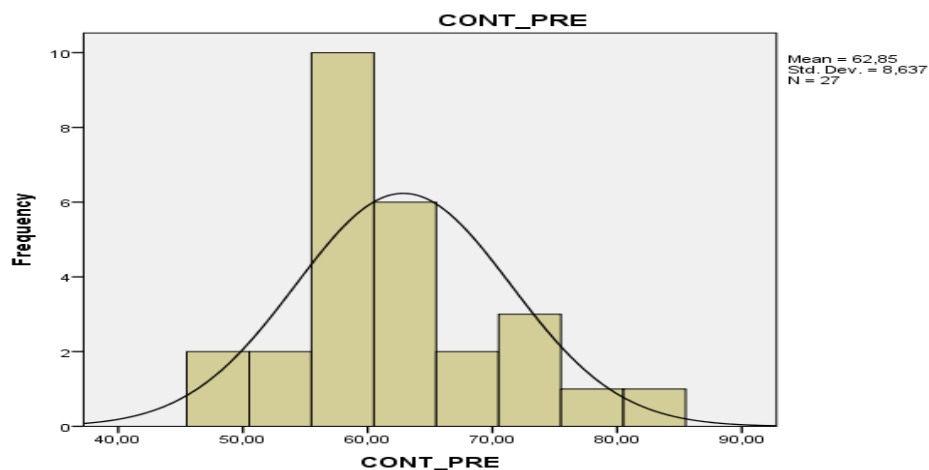
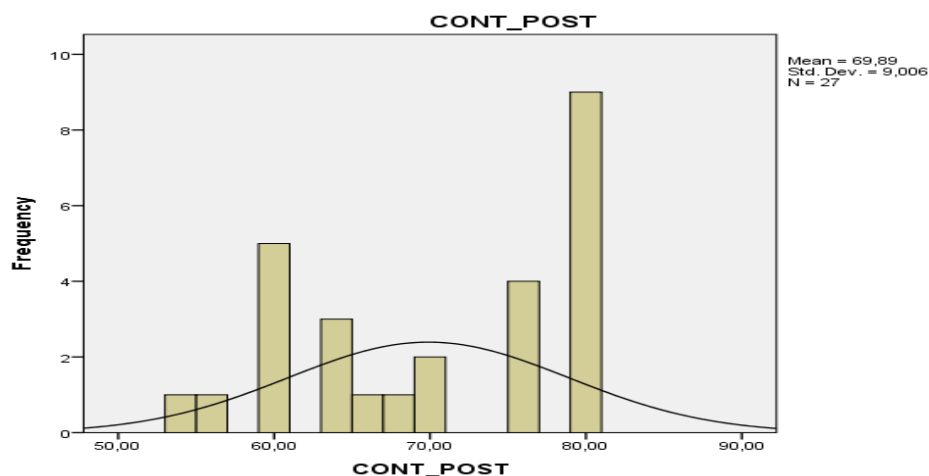


Chart 4
The Post-test Score Distribution and Frequency



C. The Overall Results of Pre-test and Post-test of Experimental Class

The results of the pre-test and the post-test in the experimental class are used to show the improvement of the students' scores. In the pretest, the students were asked by the researcher to make writing descriptive text. After giving the course, the students were ordered to make a new writing descriptive text to see whether the treatment of picture cued tasks is successful in improving the gain scores between pre-test and post-test in experimental class can be illustrated as follows:

Table 9
The Overall Results of Pre-test and Post-test of Experimental Class

No	Respondents	Total Pre and Post Test Score	
		Pre-test	Post-test
1	Student 1	80	91
2	Student 2	75	83
3	Student 3	70	85
4	Student 4	65	80
5	Student 5	64	69

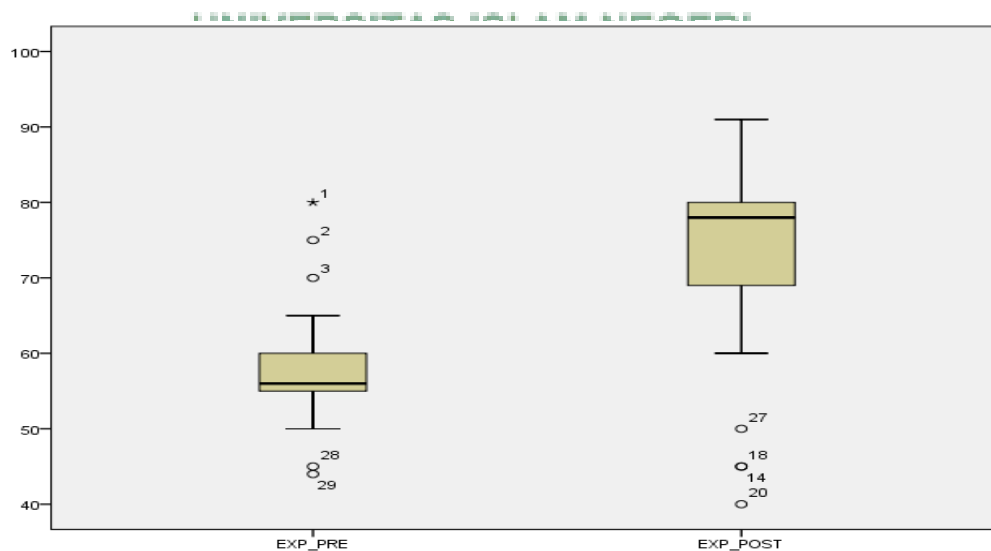
6	Student 6	61	75
7	Student 7	60	69
8	Student 8	60	80
9	Student 9	60	80
10	Student 10	60	80
11	Student 11	60	69
12	Student 12	59	78
13	Student 13	59	85
14	Student 14	59	45
15	Student 15	56	75
16	Student 16	55	80
17	Student 17	55	80
18	Student 18	55	45
19	Student 19	55	68
20	Student 20	55	40
21	Student 21	55	76
22	Student 22	55	84
23	Student 23	55	81
24	Student 24	54	78
25	Student 25	51	70
26	Student 26	51	80
27	Student 27	50	50
28	Student 28	45	60
29	Student 29	44	68
Average		58	73
Description		Sufficient	Good

The table shows that there is a significant improvement from pretest to post-test after giving a treatment. It means that the students get improvement in their writing skills in descriptive text after giving picture cued task. The improvement can be

measured by taking a look at the minimum and the maximum scores in the pre-test and the post-test in which forty-four (44) is the minimum score for the pre-test while forty (40) is the minimum score in the post-test. On the other hand, eighty (80) is the maximum score in the pre-test, while ninety-one (91) is the maximum score in the post-test.

In addition, the students' progress in learning can also be measured by comparing the score in the pre-test 58 and 73 in the post-test. Therefore, the researcher may then state that the quality of students' writing descriptive text improves from sufficient to good. The data above is also processed by using SPSS which results in the presentation of Box Plots.

Chart 5
The comparison between the pre-test and post-test scores



2. Analysis Inferential of Data

1. Normality of Test

Before testing this research hypothesis, it is necessary to test the sample distribution to find out whether the sample is normal or non-normal. The name of that test is the normality test. The normality test is aimed at testing all hypothesis tests which test a null against an alternative hypothesis. The result of the normality test deals with the statements of hypothesis namely:

H_0 = The null hypothesis. The sample has normal distribution when the significance value is greater than 0.05 ($\text{sig} > 0.05$)

H_1 = The alternative hypothesis. The sample is not normally distributed when significance is less than 0.05 ($\text{sig} < 0.05$)

To test the normality of sample distribution, this research used the output of SPSS as follows:

Table 10
Normality Test of Sample Distribution

One-Sample Kolmogorov-Smirnov Test

		EXP_PRE	EXP_POST	CONT_PRE	CONT_POST
N		29	29	27	27
Normal Parameters ^{a,b}	Mean	58,0345	72,5517	62,8519	69,8889
	Std. Deviation	7,68339	13,04275	8,63670	9,00570
Most Extreme Differences	Absolute	,192	,195	,151	,196
	Positive	,192	,135	,151	,131
	Negative	-,140	-,195	-,079	-,196
Kolmogorov-Smirnov Z		1,035	1,051	,784	1,020
Asymp. Sig. (2-tailed)		,235	,219	,571	,249


a. Test distribution is Normal.

b. Calculated from data.

From the table above, the significant value of the pre-test in the experimental class = $0.235 > 0.05$ and the post-test = $0.219 > 0.05$. While, the significant value of the pre-test in the controlled class = $0.571 > 0.05$ and the post-test = $0.249 > 0.05$. It means that the samples were normally distributed.

2. Test of Hypothesis

The researcher used a T-test to test the hypothesis. The T-test is used to know whether H_0 or H_1 is accepted or not. The table of the T-test below showed the result of SPSS:


Table 11
Test of Hypothesis
Paired Samples Test

		Paired Differences					t	df	Sig. (2-tailed)
		Mean	Std. Deviation	Std. Error Mean	95% Confidence Interval of the Difference				
					Lower	Upper			
Pair 1	EXP_POST - EXP_PRE	14,51724	11,92423	2,21427	9,98151	19,05297	6,556	28	,000

To know whether the hypothesis is accepted or rejected, the t-value is consulted to the t-table at the significance level of 0.05.

The sample in this research of the experimental class is 29 students, degree of freedom (df) 28, it means the critical value on t-table is 2.048, while the t-scores of the students is 6.556. Therefore, the t-test scores of the students are higher than the t-values of the t-table, $6.556 > 2.048$. It can be concluded that H_0 is rejected and H_1 is accepted. Therefore, the hypothesis of this research is “The effect of picture cued task improves the second grade students’ writing

skills in the descriptive text of MTs Madani Alauddin Pao-pao”

B. Discussions

The use of picture cued task can solve the students’ problems writing skills in the descriptive text on the second grade students of MTs Madani Alauddin Pao-pao. The discussions explanations will tell how the aspects of writing components are improved.

a. Content

The aspect includes the logical development of ideas in writing skills descriptive text. It means the descriptive text addresses the assigned topic, and the ideas (details) are complete, concrete, and thorough developed.

In this aspect, the students found difficulties in generating ideas, how to put the ideas in written form. It means what to write first. But, after the researcher conducted the treatment of picture cued task in experimental class, the students were stimulated to develop their ideas. They had imaginations about what they would write in the writing descriptive text.

According to Brown (2003), picture-cued activities offer a nonverbal means to stimulate written responses. It means that by giving students pictures, it is easier for them to get the ideas. They knew what to write and they could develop their own ideas in writing skills descriptive text based on the picture cued task.

According to Yunus (1981), pictures provide details of the events. The details helped the students to arrange the sentences as they can see what the character did in the pictures and develop it into sentences with their words.

Example:

(Pre-Test)

" I Have a small Family. There are 4 people in my Family. my Father work as tailor and mother is a house wife. I have sisteR She name is sakiya nurul asyfa and people called him asyfa sisteR school at Bangkala III"

Based on the student's descriptive text above, the development of ideas is not complete, paragraphs of the descriptive text are not divided exactly right.

(Post-Test)

"My father is 40 years old and work as at tailor and he woke up at 09.00 a.m and start to tailor and he never or rarely to get angry and then always gives or borrows to others. He always remind us to take a pray because when we not take a pray he will beat us, especially to me and my sibling.

My mother is 42 years old, work as house wife and also at tailor like my father. She always get angry when their work is messy. She is also rarely gives their children money because she is not gives their children to buy everything that is important and she hope their children rarely to get sick."

Based on the student's descriptive text above in the post-test, there is an improvement in developing the ideas in the descriptive text, but it would be better if the ideas in the content could be more fully develop.

b. Organization

The aspect includes identification (introduction), and description (body) in descriptive text. It means an effective introductory paragraph of descriptive text, leads to the description that is arranged with clear and proper sentences and easy to understand. By using picture cued task, the students knew how to organize the text well. What they could see in the pictures would be dominantly the description of the text. They were not confused anymore about the sequence of the descriptive text.

According to Brown (2003), explains that picture cued task can stimulate students' written responses. It means that the students got ideas from the pictures they saw before writing the second paragraph. Their descriptive sentences were placed in the second paragraph as the description of the text.

In addition, Yunus (1981) explains that series of pictures can help the students in writing text types requiring sequences about what happened. It means they knew what they should write in the orientation part as well as other parts in writing descriptive text includes identification and description.

Example:

(Pre-test)

- Identification:

"I Have a small Family".

-Description:

"my Father work as tailor and mother is a house wife. I have sisteR She name is sakiya nurul asyfa and people called him asyfa sisteR school at Bangkala III".

Based on the student's descriptive text above, the identification on the descriptive text above is minimally recognizable introduction, and problems with the order of ideas in description, it means the description is too short and unclear.

(Post-Test)

-Identification:

"I have is family, there are 4 people.they are is my mother,my father,and 1 sibling".

-Description:

"My father is 40 years old and work as at tailor and he woke up at 09.00 a.m and start to tailor and he never or rarely to get angry and then always gives or borrows to others. He always remind us to take a pray because when we not take a pray he will beat us, especially to me and my sibling.

My mother is 42 years old, work as house wife and also at tailor like my father. She always get angry when their work is messy. She is also rarely gives their children money because she is not gives their children to buy everything that is important and she hope their children rarely to get sick."

Based on the student's descriptive text above, the part of identification on the descriptive text above is more clearly introductory paragraph of descriptive text, leads to the description that is arranged with clear and proper sentences and easy to understand.

c. Grammar

The aspect includes simple present tense and subject-verb agreement. It means correct use of simple present tense and subject-verb agreement in the sentences of descriptive text.

Before the researcher gave the students of picture-cued task, the researcher taught the students the material about the sentence structure, especially simple present tense. Besides, most all of the students in the experimental class had understood the use of simple present tense in writing descriptive text.

According to Harmer (2004) proposes that pictures are good media to learn grammar. After giving the students picture cued task, they were excited when they were asked to identify the picture and remind students to use the correct sentence structure. From the picture cued task, they tried to write sentences using correct simple present tense to write a descriptive text.

Example:

" I Have a small Family. There are 4 people in my Family. my Fathers works as a tailor and my mother is a house wife. I have a sisteR She name is sakiya nurul asyfa and people called him asyfa my sisteR school at Bangkala III"

Based on the students' descriptive text above, the part of grammar on the descriptive text above is frequent simple present tense and subject verb agreement inaccuracies in the sentences of descriptive text.

(Post-Test)

*"I have **is** family, there are 4 people. they are **is** my mother, my father, and 1 sibling.*

*My father is 40 years old and works as **at** tailor and he woke up at 09.00 a.m and start to **tailor** and he never or rarely to get angry and then always gives or borrows to others. He always reminds us to take a pray because when we **not** take a pray he will beat us, especially to me and my sibling.*

*My mother is 42 years old, works as a house wife and also **at tailor** like my father. She always gets angry when their work is messy. She **is** also rarely gives their children money because she is not **gives** their children to buy everything that is important and she hopes their children rarely to get sick."*

Based on the student's descriptive text above, some of simple present tense is incorrect use but few subject verb agreement inaccuracies, but not affects the meaning in the sentences of descriptive text.

d. Vocabulary

The aspect includes style and quality of expression in writing descriptive text. It means precise vocabulary and variety usage, the writing style that describes in great detail.

By using picture cued task, the students' vocabulary mastery has also improved. According to Harmer (2004) explains that some situations, particularly related to grammar and vocabulary works can be presented by

pictures. The students were excited to identify what things in the picture cued task. Moreover, the students did not only identify the words, they also used the words when they wrote. By using the words in their writing descriptive text, it made for them to memorize the words easily. Therefore, the picture cued task enriched the students' vocabulary.

Example:

(Pre-Test)

" I Have a small Family. There are 4 people in my Family. my Father work as tailor and mother is a house wife. I have sisteR She name is sakiya nurul asyfa and people called him asyfa sisteR school at Bangkala III"

Based on the student's descriptive text above, the part of vocabulary on descriptive text above is inappropriate use of vocabulary, writing style that describe in very less details.

(Post-Test)

"I have is family, there are 4 people.they are is my mother,my father,and 1 sibling.

My father is 40 years old and work as at tailor and he woke up at 09.00 a.m and start to tailor and he never or rarely to get angry and then always gives or borrows to others. He always remind us to take a pray because when we not take a pray he will beat us, especially to me and my sibling.

My mother is 42 years old, work as house wife and also at tailor like my father. She always get angry when their work is messy. She is also rarely gives their children money because she is not gives their

children to buy everything that is important and she hope their children rarely to get sick.”

Based on the student's descriptive text above, the part of vocabulary on the descriptive text above is attempts variety, good vocabulary not wordy, writing style that describe in sufficient details.

e. Mechanics

The aspect includes spelling, punctuation, and capitalization. It means correct use of English writing descriptive text conventions, all needed capitals, punctuation, and spelling very neat.

The spelling is getting better together with the improvement of vocabulary mastery as well. By using the picture cued task, the students got more new words. When they had a picture and they did not know some words to describe the picture, they tried to find them by using their dictionary. At the moment, they also learned the spelling of the words.

Besides, the researcher also explained the rules of capitalization and punctuation. The students were instructed to correct the use of capitalization and punctuation marks. They wrote sentences based on pictures as Brown (2003) says that picture-cued activities can stimulate students' written responses. In the end, the students were more aware of using capitalization and punctuation. They now realize that capitalization and punctuation are very significant in writing.

(Pre-Test)

*" I **H**ave a small **F**amily. There are 4 people in my **F**amily. my **F**ather work as tailor and mother is a house wife. I have siste**R** **S**he name is **sakiya nurul asyfa** and people called **him asyfa sisteR** school at Bangkala III"*

Based on the student's descriptive text above, the part of mechanics on the descriptive text above is frequent errors of capitals, and punctuation errors interfere with ideas.

(Post-Test)

*"I have is family, there are 4 people.**they** are is my **mother,my father,and 1 sibling.***

My father is 40 years old and work as at tailor and he woke up at 09.00 a.m and start to tailor and he never or rarely to get angry and then always gives or borrows to others. He always remind us to take a pray because when we not take a pray he will beat us, especially to me and my sibling.

*My mother is 42 years **old, work** as house wife and also at tailor like my father. She always get angry when their work is messy. She is also rarely gives their children money because she is not gives their children to buy everything that is important and she hope their children rarely to get sick."*

Based on the student's descriptive text above, the part of mechanics on the descriptive text above is occasional errors of capitals, punctuation, and spelling but the meaning is understandable.

CHAPTER V

CONCLUSION AND SUGGESTIONS

A. Conclusion

The finding of this research after the implementation of picture cued task as the media for teaching and learning process in writing descriptive text in experimental class, the task helps the students in improving their writing skills in descriptive text. The improvement comes from many aspects, like ideas in the content, organization, grammar, and vocabulary. By using the picture cued task, the students found it easier to imagine the picture cued task to make writing descriptive text. In the case of vocabulary, the students' vocabulary mastery also improved as they learned many new vocabularies. They have to memorize the new vocabularies that they have learned by used picture cued task. The students' grammar is also getting better because they have understood the structure of writing descriptive text, it uses the simple present tense.

B. Suggestions

Based on the research finding, there are some suggestions to the teachers and the students as follows:

1. For the Teachers

In the teaching or learning processes, especially for teaching writing skills, the teachers should try to apply an interesting media or technique. Picture cued as a technique can be used as an alternative for teaching writing descriptive text to the students. Besides, the teachers should make students enjoy the teaching and learning process.

2. For the Students

The students should participate in every learning process that is conducted by the teacher through media or technique in the class, as well as studying English using picture cued as a technique that will make students more interested and activated to study English.



BIBLIOGRAPHY

- Arikunto, Suharsimi. *Prosedur Penelitian Suatu Pendekatan Praktek*. Jakarta: PT. Rineka Cipta. 2006.
- Ariningsih, Dwi. *The Effectiveness of Using Picture Series to Improve the Students' Writing Skill Viewed From Their Learning Motivation*. Sebelas Maret University of Surakarta, 2010.
- Brown, H. Dauglas. *Language Assessment. Principles and Classroom Practice*. San Francisco, California. September 2004.
- Burns, Anne. *Doing Action Research in English Language Teaching*. New York: Routledge. 2010.
- Byrne, Donn. *Teaching Writing Skills*. New York: Longman, Inc. 1997.
- Creswell, John. W. *Research Design: Qualitative, quantitative, mixed methods approaches*. United States of America, 2014.
- Faradhibah, Ratu Nur and Nur Aliyah Nur. *Analyzing Students' Difficulties in Maintaining Their Coherence and Cohesion in Writing Process*. Journal online: Alauddin State Islamic University, 2017.
- Frey, Felix. SPSS (Software). *The International Encyclopedia of Communication Research Methods*. <https://doi.org/10.1002/9781118901731.iecrm0237>, 2017.
- Gay, L.R. *E Book Educational Research*. Competences for Analysis and Applications. Geoff Mills, Southbern Oregon University, 2016.
- Gerot, L and Wignel, P. *Making Sense of Functional Grammar*. Sydney: Antipodeon Educational Enterprises, 1995.
- Harmer, Jeremy. *How to Teach Writing*. Pearson Education Limited, 2004.
- Harmer, Jeremy. *The Practice of English Language Teaching*. Cambridge, UK.
- Hartono, Rudi. *Genre of Texts*. Semarang: State University Press. 2005.
- Heaton, J. B. *Writing English Language Tests*. Longman Handbooks for Language Teachers. United States of America, New York 1988.
- Hyland, Ken. *Second Language Writing*. New York: Cambridge University Press, 2004.

- Kulsum, Umu. *The Effectiveness of Using Picture in Teaching Writing of Descriptive Text at The Eight Grade Students of MTs N Purworejo*. Muhammadiyah University of Purworejo, 2016.
- Ms. V Durga, Satya Sri and Dr. C S Rao. *Developing Students' Writing Skills in English - A Process Approach*. Journal online: journal for research scholars and professionals of English language teaching; ISSN: 2456-8104. Issue 6, Vol. 2, 2018.
- Nasution, R. *TEKNIK Pengambilan Sampling*. *Fakultas Kesehatan Masyarakat Universitas Sumatra Utara, I*, 1-7, 2003.
- Neuman, W. Lawrence. *Social Research Methods: Qualitative and Quantitative Approaches*. United States of America, 2014.
- Oshima, Alice & Ann Hogue. *Introduction to academic writing*, 2007.
- Pardiyono. *Teaching Genre-Based Writing*. Yogyakarta: Penerbit Andi, 2007.
- Raimes, Ann. *Techniques in Teaching Writing*. Oxford University Press. 1983.
- Said, Abdul Muis and Syams Nurul Fitrah. *Error Analysis of Word Order Used in Writing Recount Text Made by Students at SMK Negeri 1 Pinrang*. Journal online: English Education Department of UIN Alauddin Makassar, Vol. 2, No. 1, June 2016.
- Sugiyono. *Metode Pendidikan Penelitian: Pendekatan Kuantitatif, Kualitatif, dan R&D*. Bandung: Penerbit Alfabeta, 2014.
- Suhartini. *Improving Students' Writing Ability by Using Picture Cued of Eight Grade Students at MTS Al-Barokah Bangsalsari Jember*. Thesis online: English Education Program; University of Muhammadiyah Jember, 2015.
- Syakura, Geubri Bilqis. *Using Picture Series to Improve Writing Skills of Grade XI IPA Students at SMA Kolombo Sleman Yogyakarta*. Thesis online: Yogyakarta State University, 2014.
- Taheri, Raheleh and Vahid. *Impact Assessment on Irain EFL Learners' Picture Cued Writing*. International journal online: Foreign Language Teaching and Research; Vol. 4, Issue 13; Spring 2016.
- Westwood, Peter. *What Teachers Need to Know about Reading and Writing Difficulties*. Victoria: ACER. 2008.
- Wright, Andrew. *Picture for Language Learning*. Oxford University Press. 2004.

Yoga, Adwidya Susila. *Improving the Eight Grade Students' Writing Skills Through Picture-cued Activities at SMP N 1 Wonosari*. Thesis online: English Language Education Study Program, Yogyakarta State University, 2013.

(<http://letterpile.com/writing/Four-Ttpes-of-Writing>. Access on Thursday, 02 May 2019 at 10.34 a.m.)





APPENDIX A


Lesson Plan

School : MTs Madani Alauddin Pao-pao
Class : VIII
Subject : English
Skill focus : Writing Descriptive Text
Time Allotment : 2 x 40 minutes (80 minutes)

The First Meeting

Description		Times
Goal	Students are able to make descriptive text about animal and thing.	
Opening	<ul style="list-style-type: none">• The researcher reviewed the students' Attendance.• The researcher asked the students' opinions about descriptive text. (10 minutes)	10 minutes
Main activity	<ul style="list-style-type: none">• The researcher taught students about simple present tense, adjective, singular and plural nouns. (15 minutes)• The researcher distributed students picture cued task about animal and thing. Work in pairs.	60 minutes


	<ul style="list-style-type: none"> • Students were asked to describe the picture cued task with the help of some clues (30 minutes) • Some of students read their descriptive in front of the class. (15 minutes) 	
Closing	The researcher appoints some students to give conclusion on what they have learned this meeting.	10 minutes



UNIVERSITAS ISLAM NEGERI
ALAUDDIN
 M A K A S S A R

Picture Cued Task Description

Describe the picture cued below with develop the some clues to make descriptive text!



.....

.....

.....

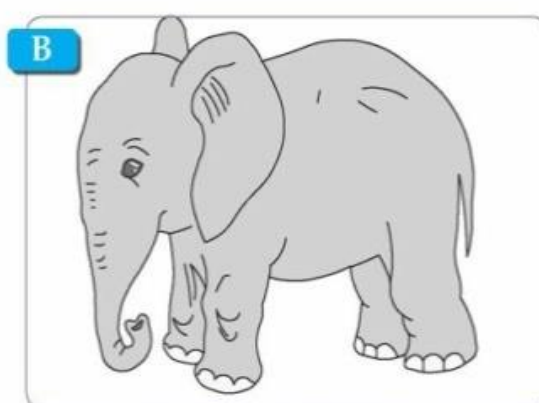
.....

.....



Remember

Use a capital letter to start your sentence.
Use a full stop at the end of your sentence.



.....

.....

.....

.....

.....



Remember

Write neatly. Leave a space between each word.

The Second Meeting

Description		Times
Goal	Students are able to describe people activities.	
Opening	<ul style="list-style-type: none"> • The researcher asked questions about the material that has been studied last week. (10 minutes) • The researcher conveyed about learning objectives or basic competencies to be achieved today. (5 minutes) 	15 minutes
Main activity	<ul style="list-style-type: none"> • The researcher taught students about verb. (15 minutes) • The researcher divided the students into some groups and distributed students picture cued task sequence description about people activities. (5 minutes) • The groups were asked to describe the picture cued task sequence description and have to observe the time of each activities that happened. (35 minutes) 	55 minutes
Closing	<ul style="list-style-type: none"> • The researcher asked the students to give the questions related to the course today. (10 minutes) • The researcher motivate students to be serious in the learning process. 	10 minutes

Picture Cued Task Sequence Description

Describes people activities below by observe the time of each activities that happened!

Test-takers see:



Test-takers read: Describe the man's morning routine in six sentences.

The Third Meeting

Description		Times
Goal	Students are able to make descriptive text about the zoo	
Opening	<ul style="list-style-type: none"> The researcher asked questions about the material that has been studied in the last meeting. (10 minutes) 	10 minutes
Main activity	<ul style="list-style-type: none"> The researcher taught students about singular and plural nouns, and pronoun. (10 minutes) The researcher distributed students picture cued task description about zoo and work in pair. Students describe the picture cued task to make descriptive text. (35 minutes) The researcher asked students give their descriptive to the other and asked them to translate the descriptive. (15 minutes) 	60 minutes
Closing	<ul style="list-style-type: none"> Students reflecting the nouns vocabulary in the picture cued and memorize the new vocabulary that they got. 	10 minutes

Picture Cued Task Description

Describes the picture below with pay attention to the singular and plural nouns in the picture!




The Fourth Meeting

Description		Times
Goal	Students are able to make descriptive text about family.	
Opening	<ul style="list-style-type: none"> The researcher asked questions about the material that has been studied in the last meeting. (10 minutes) 	10 minutes
Main activity	<ul style="list-style-type: none"> The researcher taught students about adjective. (10 minutes) The researcher distributed students picture cued task sequence description about family and work in pairs. (5 minutes) Students described the picture cued task sequence description to make descriptive text. (35 minutes) 	50 minutes
Closing	<ul style="list-style-type: none"> The researcher asked the students to give the questions related to the course. (10 minutes) The researcher gave some students opportunity to give conclusion on what they have learned in this course. (10 minutes) 	20 minutes

Picture Cued Task Sequence

Give your ideas/opinions by adding information (such as characteristics, hobbies, work, etc.) to make descriptive text!



Mr. Fathoni : 74 years old

Mrs. Trisa : 72 years old

Mr. Brian : 37 years old

Mrs. Tania : 34 years old

Michelle : 15 years old

APPENDIX B

Research Instrument

(Experimental Class)

Assessment Format

PRE-TEST

No	Respondent	Writing components					Total
		Content	Organization	Grammar	Vocabulary	Mechanics	
1	Student 1	24	16	16	20	4	80
2	Student 2	24	16	12	20	3	75
3	Student 3	24	16	12	15	3	70
4	Student 4	18	12	12	20	3	65
5	Student 5	18	16	12	15	3	64
6	Student 6	18	12	12	15	4	61
7	Student 7	18	12	16	10	4	60
8	Student 8	18	12	12	15	3	60
9	Student 9	18	12	12	15	3	60
10	Student 10	18	12	12	15	3	60
11	Student 11	18	12	12	15	3	60
12	Student 12	18	12	12	15	2	59
13	Student 13	18	12	16	10	3	59
14	Student 14	18	12	12	15	2	59
15	Student 15	18	12	12	10	4	56
16	Student 16	18	12	12	10	3	55
17	Student 17	18	12	12	10	3	55
18	Student 18	18	12	12	10	3	55
19	Student 19	18	12	12	10	3	55

20	Student 20	18	12	12	10	3	55
21	Student 21	18	12	12	10	3	55
22	Student 22	18	12	12	10	3	55
23	Student 23	18	12	12	10	3	55
24	Student 24	18	12	12	10	2	54
25	Student 25	18	12	8	10	3	51
26	Student 26	18	12	8	10	3	51
27	Student 27	18	12	8	10	2	50
28	Student 28	12	8	12	10	3	45
29	Student 29	12	12	8	10	2	44
Average		18	12	12	12	3	58

POST-TEST

No	Respondents	Writing components					Total
		Content	Organization	Grammar	Vocabulary	Mechanics	
1	Student 1	30	20	12	25	4	91
2	Student 2	24	20	16	20	3	83
3	Student 3	24	16	16	25	4	85
4	Student 4	24	16	16	20	4	80
5	Student 5	18	16	16	15	4	69
6	Student 6	24	16	20	12	3	75
7	Student 7	18	16	16	15	4	69
8	Student 8	24	16	16	20	4	80
9	Student 9	24	16	16	20	4	80
10	Student 10	24	16	16	20	4	80
11	Student 11	18	12	16	20	3	69
12	Student 12	24	16	16	20	3	78
13	Student 13	24	16	16	25	4	85

14	Student 14	12	12	8	10	3	45
15	Student 15	24	16	16	15	4	75
16	Student 16	24	16	16	20	4	80
17	Student 17	24	16	16	20	4	80
18	Student 18	12	8	12	10	3	45
19	Student 19	18	16	16	15	3	68
20	Student 20	12	8	8	10	2	40
21	Student 21	24	12	16	20	4	76
22	Student 22	24	20	16	20	4	84
23	Student 23	30	16	12	20	3	81
24	Student 24	24	20	16	15	3	78
25	Student 25	24	16	12	15	3	70
26	Student 26	24	16	16	20	4	80
27	Student 27	18	12	8	10	2	50
28	Student 28	18	12	12	15	3	60
29	Student 29	18	16	16	15	3	68
Average		22	15	14	18	4	73

The overall Results of Pre-test and Post-test Experimental Class

No	Respondents	Total Pre and Post Test Score	
		Pre-test	Post-test
1	Student 1	80	91
2	Student 2	75	83
3	Student 3	70	85
4	Student 4	65	80
5	Student 5	64	69
6	Student 6	61	75

7	Student 7	60	69
8	Student 8	60	80
9	Student 9	60	80
10	Student 10	60	80
11	Student 11	60	69
12	Student 12	59	78
13	Student 13	59	85
14	Student 14	59	45
15	Student 15	56	75
16	Student 16	55	80
17	Student 17	55	80
18	Student 18	55	45
19	Student 19	55	68
20	Student 20	55	40
21	Student 21	55	76
22	Student 22	55	84
23	Student 23	55	81
24	Student 24	54	78
25	Student 25	51	70
26	Student 26	51	80
27	Student 27	50	50
28	Student 28	45	60
29	Student 29	44	68
Average		58	73
Description		Sufficient	Good

APPENDIX C

Research Instrument

(Controlled Class)

Assessment Format

PRE-TEST

No	Respondent	Writing components					Total
		Content	Organization	Grammar	Vocabulary	Mechanics	
1	Student A	30	16	20	20	4	85
2	Student B	24	16	16	20	4	80
3	Student C	24	16	12	20	3	75
4	Student D	18	16	16	20	3	73
5	Student E	24	16	12	15	4	71
6	Student F	18	16	16	15	4	69
7	Student G	18	16	16	15	3	68
8	Student H	18	16	12	15	4	65
9	Student I	18	12	16	15	3	64
10	Student J	18	12	16	15	3	64
11	Student K	18	16	12	15	3	64
12	Student L	18	12	16	15	3	64
13	Student M	18	12	16	15	3	64
14	Student N	18	12	12	15	3	60
15	Student O	18	12	12	15	3	60
16	Student P	18	12	12	15	3	60
17	Student Q	18	16	12	10	3	59
18	Student R	18	12	12	15	2	59
19	Student S	18	12	16	10	3	59
20	Student T	18	16	12	10	2	58

21	Student U	12	12	16	15	3	58
22	Student V	18	12	12	10	4	56
23	Student W	18	12	12	10	4	56
24	Student X	18	12	12	10	3	55
25	Student Y	18	12	12	10	2	54
26	Student Z	12	12	12	10	3	49
27	Student AA	12	12	12	10	2	48
Average		18	14	14	13	3	62

POST-TEST

No	Respondent	Writing components					Total
		Content	Organization	Grammar	Vocabulary	Mechanics	
1	Student A	18	16	16	25	4	79
2	Student B	24	16	12	20	3	75
3	Student C	24	16	16	20	3	79
4	Student D	24	16	12	20	3	75
5	Student E	24	16	12	20	4	76
6	Student F	18	16	12	15	3	64
7	Student G	18	16	16	15	3	68
8	Student H	24	16	16	20	4	80
9	Student I	24	16	16	20	4	80
10	Student J	18	12	16	15	4	65
11	Student K	24	16	16	20	3	79
12	Student L	18	12	16	15	3	60
13	Student M	24	16	16	20	4	80
14	Student N	24	16	16	20	3	79

15	Student O	18	12	12	10	2	54
16	Student P	18	12	12	15	2	59
17	Student Q	24	16	16	20	3	79
18	Student R	18	16	12	15	3	64
19	Student S	24	16	12	20	4	76
20	Student T	18	12	12	10	3	55
21	Student U	18	12	16	15	4	69
22	Student V	18	16	12	20	4	70
23	Student W	24	16	16	20	4	80
24	Student X	18	16	12	10	3	59
25	Student Y	18	16	12	10	3	59
26	Student Z	18	12	12	15	3	60
27	Student AA	18	16	12	15	3	64
Average		20	13	14	17	4	70

The overall Results of Pre-test and Post-test Controlled Class

No	Respondents	Total Pre and Post Test Score	
		Pre-test	Post-test
1	Student A	85	79
2	Student B	80	75
3	Student C	75	79
4	Student D	73	75
5	Student E	71	76
6	Student F	69	64
7	Student G	68	68
8	Student H	65	80
9	Student I	64	80

10	Student J	64	65
11	Student K	64	79
12	Student L	64	60
13	Student M	64	80
14	Student N	60	79
15	Student O	60	54
16	Student P	60	59
17	Student Q	59	79
18	Student R	59	64
19	Student S	59	76
20	Student T	58	55
21	Student U	58	69
22	Student V	56	70
23	Student W	56	80
24	Student X	55	59
25	Student Y	54	59
26	Student Z	49	60
27	Student AA	48	64
Average		62	70
Description		Sufficient	Good

APPENDIX D

The Distribution of T-Table

Df	P			
	0.10	0.5	0.01	0.001
1	6,314	12,706	63,657	636,619
2	2,920	4,303	9,925	31,599
3	2,353	3,182	5,841	12,924
4	2,132	2,776	4,604	12,924
5	2,015	2,571	4,032	6,869
6	1,943	2,447	3,707	5,959
7	1,895	2,365	3,499	5,408
8	1,860	2,306	3,355	5,041
9	1,833	2,262	3,250	4,781
10	1,812	2,228	3,169	4,587
11	1,796	2,201	3,106	4,437
12	1,782	2,179	3,055	4,318
13	1,771	2,160	3,012	4,221
14	1,761	2,145	2,977	4,140

15	1,753	2,131	2,947	4,073
16	1,756	2,120	2,921	4,015
17	1,740	2,110	2,898	3,965
18	1,734	2,101	2,878	3,922
19	1,729	2,093	2,861	3,883
20	1,725	2,086	2,845	3,819
21	1,721	2,080	2,831	3,819
22	1,717	2,074	2,819	3,792
23	1,714	2,069	2,807	3,768
24	1,711	2,064	2,797	3,745
25	1,708	2,060	2,787	3,725
26	1,706	2,056	2,779	3,707
27	1,703	2,052	2,771	3,690
28	1,701	2,048	2,763	3,674
29	1,699	2,045	2,756	3,659
30	1,697	2,042	2,750	3,646
40	1,684	2,021	2,704	3,551

50	1,676	2,009	2,678	3,496
60	1,671	2,000	2,660	3,460
80	1,664	1,990	2,639	3,416



UNIVERSITAS ISLAM NEGERI
ALAUDDIN
 M A K A S S A R

APPENDIX E

Pre-Test and Post-test of Experimental class and Controlled Class

1. Experimental class

Instrument of Pre-Test

SCORE **55** Name: MUHAMMAD GABRIEL Class: VIII

Write a short paragraph of descriptive text based on the topic "My Family".

I have a small family. There are 4 people in my family. My father works as a teacher and mother is a housewife. I have a sister. Her name is Rizka Nurul Azzah and she is a student in SMPN 1 Bangkalan III.

Content	: 18
Organization	: 12
Grammar	: 12
Vocabulary	: 10
Mechanics	: 3
Total	= 55

GOOD LUCK!!!

Instrument of Post-Test

SCORE **84** Name: MUHAMMAD GABRIEL Class: VIII

Write a short paragraph of descriptive text based on the topic "My Family".

I have a family, there are 4 people. They are my mother, my father, and I sibling.

My father is 40 years old and works as a teacher. He wakes up at 09.00 a.m and starts to work. He is never or rarely to get angry and then always gives a bonus to others. He always reminds us to take a bath because when we not take a bath he will be angry, especially to me and my sibling.

My mother is 35 years old work as a housewife and also a teacher like my father. She always gets angry when their work is messy. She is also rarely gives their children hand money because she is not gives their children to buy everything that is not important and she hope their children rarely to get sick.

Content	: 24
Organization	: 20
Grammar	: 16
Vocabulary	: 20
Mechanics	: 4
Total	= 84

GOOD LUCK!!!

Instrument of Pre-Test

SCORE **60** Name: Ramezya Nabillah Class: VIII

Write a short paragraph of descriptive text based on the topic "My Family".

My Family

In my family there are 3 people, they are my mother, my brother, and me. My brother is a student at SMA. Rizka, while I am a student at SMPN 1 Bangkalan III. My brother is 15 years old, my brother was born at 12 October 2003 while I am 13 years old, was born at 02 May 2006. My mother works as a teacher at SMPN 1 Bangkalan III.

Content	: 18
Organization	: 12
Grammar	: 12
Vocabulary	: 15
Mechanics	: 3
Total	= 60

GOOD LUCK!!!

Instrument of Post-Test

SCORE **80** Name: Ramezya Nabillah Class: VIII

Write a short paragraph of descriptive text based on the topic "My Family".

My Family

I have a family, there are 3 people, they are my mother, 1 sibling, and me.

My mother is 40 years old, she is beautiful, excellent, essential, and complete. My mother's name is Rumi Rumiwati M. M. My mother works at SMPN 1 Bangkalan III. She is a strong mother, and she is the best mother.

My sibling brother is 15 years old, he is handsome, he is a student at SMA. Rizka, my brother's name is Rizka Nabillah. My brother's hobby is play game.

Content	: 24
Organization	: 16
Grammar	: 16
Vocabulary	: 20
Mechanics	: 4
Total	= 80

GOOD LUCK!!!


APPENDIX F

Documentations











CURRICULUM VITAE



Mirnawati, the researcher, was born on Agustus 4th, 1997 in Sungguminasa-Gowa, South Sulawesi. She is the third daughter of four siblings from Idris and Selfiah. She began her study in 2003 from elementary school at SD Inpres Panggentungan Utara. In 2009, she continued to junior high school at SMPN 3 Sungguminasa and graduated in 2012. She continued to senior high school at SMAN 2 Sunnguminasa in 2012, but now the school's name is SMAN 10 Gowa. In the second year, she took science mayor and graduated in 2015. After she graduated from senior high school, she went to Alauddin State Islamic University (UIN) of Makassar and majored English Education on September 2015. During her study in Alauddin State Islamic University, she gained a lot of knowledge, especially in teaching and learning process method, and also too much experiences she gained in the University. One of the experiences is how grateful to join in NGC (New Generation Club), it is the English organization in Alauddin State Islamic University (UIN) of Makassar.