

**THE CORRELATION BETWEEN EMOTIONAL QUOTIENT AND
SPEAKING ABILITY ON SECOND YEAR STUDENTS IN THE
MAJOR OF ENGLISH EDUCATION DEPARTMENT**



THESIS

**Submitted in Partial Fulfillment of Requirements for the Degree of
Sarjana Pendidikan (S.Pd) of English Education Department
Tarbiyah and Teaching Science Faculty
Alauddin State Islamic University
of Makassar**

By:

Muhammad Wiranto

Reg. Number: 20400117029

**ENGLISH EDUCATION DEPARTMENT
TARBIYAH AND TEACHING SCIENCE FACULTY
ALAUDDIN STATE ISLAMIC UNIVERSITY OF MAKASSAR**

2021

PERNYATAAN KEASLIAN SKRIPSI

Mahasiswa yang bertanda tangan di bawah ini :

Nama : Muhammad Wiranto

NIM : 20400117029

Tempat/Tgl.Lahir : Babalembang, 09 Februari 1999

Jur/Prodi/Konsentrasi : Pendidikan Bahasa Inggris

Fakultas/Program : Tarbiyah dan Keguruan

Alamat : Pondok Nihaya Samata-Gowa

Judul Skripsi : *The Correlation between Emotional Quotient and Speaking Ability on Second Year Students in the Major of English Education Department*

Menyatakan dengan sesungguhnya dan penuh kesadaran bahwa skripsi ini adalah benar hasil karya sendiri. Jika kemudian hari terbukti bahwa ini merupakan duplikat, tiruan, plagiat, atau dibuat oleh orang lain, sebagian atau seluruhnya, maka skripsi dan gelar yang diperoleh karenanya batal demi hukum.

Samata-Gowa, 23 Juli 2021

Penyusun,



Muhammad Wiranto
NIM:20400117029

PERSETUJUAN PEMBIMBING

Pembimbing penulisan skripsi saudara **Muhammad Wiranto**, NIM:**20400117029**, mahasiswa Jurusan Pendidikan Bahasa Inggris pada Fakultas Tarbiyah dan Keguruan, UIN Alauddin Makassar, setelah meneliti dan mengoreksi secara seksama skripsi yang bersangkutan dengan judul “*The Correlation between Emotional Quotient and Speaking Ability on Second Year Students in the Major of English Education Department*” memandang bahwa skripsi tersebut telah memenuhi syarat-syarat ilmiah dan dapat disetujui untuk diajukan pada *Ujian Munaqasyah*.

Samata-Gowa, 23 Juli 2021

Pembimbing I



Dr. H. Nur Asik, M. Hum
NIP. 19570117 198203 1 006

Pembimbing II



Nur Aliyah Nur, S.Pd., M.Pd
NIP. 19840904 201903 2 010

STATE ISLAMIC UNIVERSITY
ALAUDDIN
M A K A S S A R







PENGESAHAN SKRIPSI

Skripsi berjudul, "The Correlation between Emotional Quotient and Speaking Ability on Second Year Students in the Major of English Education Department", yang disusun oleh Muhammad Wiranto, NIM: 20400117029, mahasiswa Jurusan/Prodi Pendidikan Bahasa Inggris, Fakultas Tarbiyah dan Keguruan, UIN Alauddin Makassar, telah diuji dan dipertahankan dalam sidang Ujian Skripsi/Munaqasyah yang diselenggarakan pada hari Selasa, tanggal 10 Agustus 2021 M, bertepatan dengan 1 Muharram 1443H, dinyatakan telah dapat diterima sebagai salah satu syarat untuk memperoleh gelar sarjana dalam ilmu Tarbiyah dan Keguruan, Jurusan/Prodi Pendidikan Bahasa Inggris dengan beberapa perbaikan.

Samata-Gowa, 10 Agustus 2021 M
1 Muharram 1443H

DEWAN PENGUJI:

Nomor SK 2481 Tahun 2021

Ketua	: Dra. Hj. St. Azisah, M.Ed.St., Ph.D.	
Sekretaris	: Dr. Sitti Nurpahmi, S.Pd., M.Pd	
Munaqisy I	: Dr. H. Abdul Muis Said, M.Ed. TESOL.	
Munaqisy II	: Dr. Kamsinah, M.Pd.I.	
Pembimbing I	: Dr. H. Nur Asik, M.Hum.	
Pembimbing II	: Nur Aliyah Nur, S.Pd., M.Pd.	

Diketahui oleh:
Dekan Fakultas Tarbiyah dan Keguruan
UIN Alauddin Makassar


Drs. H. Marjuni, M.Pd.I.
NIP 197810112005011006

ACKNOWLEDGEMENTS



Alhamdulillah Rabbil Alamin, All praises and gratitude to ALLAH SWT. who has given mercy and blessing, so with His guidance the researcher can complete this thesis. There is not God except Him to be worshiped. Peace and salutation to our great prophet Muhammad SAW. who has very noble character. The messenger who has brought us from zero to hero.

The researcher would like to deliver big thanks to all of those who have given support, advice, suggestion, and pray for the researcher. They really contributed to complete this thesis writing. Furthermore, the researcher proposed to express his gratitude and appreciation, especially to:

1. The researcher's father, **Rasdin T.** and his mother **Hj. Mardawiah** (alm.) who always motivate, educate, and pray. So that, he could finish his thesis and study at Alauddin State Islamic University of Makassar.
2. The Researcher's grandfather, **Syarifuddin S.** and his grandmother **Junaria** who always support, finance, and pray for the researcher to finish this research.
3. The researcher's beloved family, especially his brother **M.Quraish Sihab**, his sisters **Nur Saida** and **Delly Fitriah**, who love, support, and encourage the researcher during completing the thesis.
4. **Prof. Hamdan Juhanis, M.A., Ph.D.** The Rector of Alauddin State Islamic University of Makassar.
5. **Dr. H. A. Marjuni, S.Ag., M.Pd.I.** The Dean of Tarbiyah and Teaching Science Faculty of Alauddin State Islamic University of Makassar.

6. **Dra. Hj. St. Azisah, M.Ed.St., Ph.D.** The Head of English Education Department, Tarbiyah and Teaching Science Faculty of Alauddin State Islamic University of Makassar.
7. **Dr. Sitti Nurpahmi, M.Pd.**, The Secretary of English Education Department, Tarbiyah and Teaching Science Faculty of Alauddin State Islamic University of Makassar.
8. The researcher's first consultant, **Dr. H. Nur Asik, M.Hum**, who have helped, guided, and supported the researcher during writing of his thesis.
9. The researcher's first consultant, **Nur Aliyah Nur, S.Pd, M.Pd**, who has helped, guided, and supported the researcher during writing of his thesis.
10. **Dr. H. Abdul Muis Said, M.Ed. TESOL** as the first examiner who has examined and directed the researcher during writing of his thesis.
11. **Dr. Kamsinah, M.Pd.I** as the second examiner who has examined and directed the researcher during writing of his thesis.
12. **Putri Zebrina** and **Halik Mawardi Sudirman**, the chairman of PBI A and PBI C 2020, who has guided and helped the researcher during writing of his thesis.
13. The researcher's beloved family in English Education Department, PBI Academic Year 2017 especially PBI 1.2 that also supports the researcher during completing the thesis.

The researcher



Muhammad Wiranto

TABLE OF CONTENT

TITLE OF PAGE.....	i
PERNYATAAN KEASLIAN SKRIPSI.....	ii
PERSETUJUAN PEMBIMBING.....	iii
PENGESAHAN SKRIPSI.....	iv
ACKNOWLEDGEMENTS.....	v
TABLE OF CONTENTS.....	vii
LIST OF TABLES AND FIGURES.....	ix
LIST OF APPENDICES.....	x
ABSTRACT.....	xi
CHAPTER I INTRODUCTION.....	1
<i>A. Background.....</i>	<i>1</i>
<i>B. Research Problem.....</i>	<i>3</i>
<i>C. Research Objective.....</i>	<i>4</i>
<i>D. Research Significance.....</i>	<i>4</i>
<i>E. Research Scope.....</i>	<i>5</i>
<i>F. Operational Definition of Terms.....</i>	<i>5</i>
CHAPTER II REVIEW OF RELATED LITERATURE.....	7
<i>A. Literature Review.....</i>	<i>7</i>
<i>B. Theoretical Framework.....</i>	<i>21</i>
<i>C. Hypothesis.....</i>	<i>23</i>
CHAPTER III RESEARCH METHODOLOGY.....	25


<i>A. Research Method.....</i>	25
<i>B. Population and Sample.....</i>	26
<i>C. Research Instrument.....</i>	27
<i>D. Data Collecting Procedure.....</i>	31
<i>E. Data Analysis Technique.....</i>	32
CHAPTER IV FINDINGS AND DISCUSSION.....	39
<i>A. Findings.....</i>	39
<i>B. Discussion.....</i>	43
CHAPTER V CONCLUSION AND SUGGESTION.....	48
<i>A. Conclusion.....</i>	48
<i>B. Suggestion.....</i>	48
BIBLIOGRAPHY.....	50
APPENDICES.....	58
CURRICULUM VITAE.....	68

LIST OF TABLES AND FIGURES

Figure 2.1 : Theoretical Framework of Correlation between Emotional Quotient and Speaking Ability.....	23
Table 3.1 : The Amount of Second Year Students.....	26
Table 3.2 : USMEQ-i Specifications.....	29
Table 3.3 : The Assessment of Pronunciation.....	32
Table 3.4 : The Assessment of Fluency.....	33
Table 3.5 : Classification of Speaking Score.....	34
Table 3.6 : Measuring of USMEQ-i Each Domain.....	36
Table 3.7 : Measuring of USMEQ-i Global Score.....	36
Table 3.8 : Emotional Quotient Interval.....	37
Table 3.9 : Classification of Correlation Level.....	37
Table 4.1 : Distribution of Students' Speaking Frequencies and Percentage....	39
Table 4.2 : The Mean Score of Students' Speaking Score.....	40
Table 4.3 : The Descriptive Statistics of Emotional Quotient.....	40
Table 4.4 : The Distribution of Emotional Quotient.....	41
Table 4.5 : The Classification of Coefficient Correlation Level.....	42

LIST OF APPENDICES

Appendix 1 : Questionnaire and Speaking Test.....	59
Appendix 2 : The Result of Emotional Quotient and Speaking Ability.....	65
Appendix 3 : Documentation.....	67



ABSTRACT

Name : Muhammad Wiranto
Reg. Number : 20400117029
Department : English Education Department
Faculty : Tarbiyah and Teaching Science Faculty
Title : *The Correlation between Emotional Quotient and Speaking Ability on Second Year Students in the Major of English Education Department*
Consultant I : Dr. H. Nur Asik, M.Hum
Consultant II : Nur Aliyah Nur, S.Pd., M.Pd

This study is aimed to find out the extent to which the significant correlation between emotional quotient and speaking ability on second year students in the major of English Education Department. This research used multi-stage cluster sampling to gather data on 30 students from the total population of 101 students. The researcher used quantitative approach with correlation research design to reach the research objective. There were two instruments distributed to students namely USMEQ-i questionnaire for measuring students' emotional quotient and Speaking Test for assessing students' speaking ability. The findings showed that the score of students' emotional quotient (2.85) was high emotional quotient by using USMEQ-i questionnaire and the score of students' speaking ability (70.83) was fairly good speaking by using Speaking Test. Furthermore, the coefficient correlation (r_{xy}): 0.886. It indicated that the correlation was high correlation. Based on the data above, the researcher concludes that alternative hypothesis was accepted and null hypothesis was rejected. It means that there is a significant correlation between emotional quotient and speaking ability on second year students in the major of English Education Department. The researcher mentions a suggestion to the teacher that emotional quotient should get serious attention to control, motivate, and regulate students' emotional quotient. If students are able to control their emotions, they will get good grade in speaking activity. In addition, for the next researchers, they have to collect many new sources for analysis and evaluation their study.

CHAPTER I

INTRODUCTION

A. Background

Speaking is one of the important skills that we use to communicate and understand each other. This skill is one of the productive skills. Speaking has big contribution to share and to get the information. Furthermore, speaking is the key to communicate as interactive process to develop meaning which involves production, reception, and process of information.

According to Nunan in Halima (2016), speaking is a productive skill which focuses on how learners use and communicate in the foreign language, but in the reality they speak in the classroom because speaking has many awareness's other communicative considerations such as make mistake in pronunciation, fluency, or grammatical structure. In addition, Rababa'h in Al-Hosni (2016) argued that there are many factors that cause difficulties in speaking English among EFL learners. In speaking ability, there are many difficulties which are found, because it is involved by many aspects like cognitive, psychological and psychomotor aspects.

Speaking ability is influenced by many components and related with the instruction of the holy Qur'an. Allah swt. said in the holy Qur'an surah An-Nisa : 63 (Al-Qur'an Al-Karim, 2010).

أُولَٰئِكَ الَّذِينَ يَعْلَمُ اللَّهُ مَا فِي قُلُوبِهِمْ فَأَعْرِضْ عَنْهُمْ وَعِظْهُمْ وَقُلْ لَهُمْ فِي أَنفُسِهِمْ
قَوْلًا بَلِيغًا (٦٣)

“They are people who (verily) Allah knows their hearts, Therefore, turn away from them, and give them advice, and say to them the words that imprint on their souls.” (Q.S. An-Nisa 4: 63)

From this verse, people who swear that they only want the kindness and guidance, Allah swt. knew their hearts. Therefore, do not heed their words and lead them to the truth with good advice. Muhammad Quraish Shihab (2002) mentioned that we have to tell those people the wisdom, until they take it into their hearts. It means that in speaking activity we need a major component namely wisdom. The wisdom describes the ability to control emotions. Furthermore, emotional controlling in speaking skill is involved by the emotional quotient.

The difficulties of speaking skill are not only about the low intelligence quotient (IQ). Marzuki, Mustaffa, & Saad (2015) stated that emotional quotient was an important element to determine student’s speaking skill and competencies in communication and information technology. Generally, the single entity intelligence quotient (IQ) was not guaranteed to be successful in life. It was said that individuals possess some abilities in using emotion in order to enhance thought effectively than others.

Emotional quotient concerns the process of one’s appraisal of his own others’ emotions, expressing feelings appropriately, processing emotional information and regulation of emotions to make the life better (Ghanadi &

Ketabi, 2014). Beside that, emotional quotient is not impacted by biological factors. So that everyone has the same chance to have emotional quotient.

The big problem of most of people in learning English especially in speaking is their mindset that make them feel suppressed and burdened. The researcher thinks that it is the problem that teachers have to know and students must try to change their mindset because it extremely influences their speaking skill.

To change students' mindset, they must have emotional quotient. Emotional quotient is an important factor that should be possessed by the students who want to get high score in speaking class because emotional quotient is closely related to speaking ability. Aguilera (2012) stated that students need emotional quotient to use language and body language for keeping the listener in what they say and understand the meaning. If students have emotional quotient, they have the opportunity to achieve the speaking score, speak fluently, have good manner in speaking, and attract audiences. In the process of speaking activity, emotional quotient is really needed.

Based on that statement, the researcher preferred to research significance correlation between emotional quotient and speaking ability. In this research, researcher focused on two points, they are emotional quotient (EQ) and speaking ability.

B. *Research Problem*

Based on the previous background above, the researcher takes the research problem is to what extent is the significant correlation between emotional

quotient and speaking ability on second year students in the major of English Education Department?

C. *Research Objective*

The aim of this research is to find out the extent to which the significant correlation between emotional quotient and speaking ability on second year students in the major of English Education Department.

D. *Research Significance*

Based on the research objectives, the practical significances of this research are:

a. Students

The researcher expects the students can find out the correlation between emotional quotient and speaking ability and they can use it in speaking activity. Students have to improve their emotional quotient if they want to be successful in speaking class.

b. Lecturer

The researcher expects the lecturer can use the result of this research to help students find out the correlation between emotional quotient and speaking ability. Furthermore, they give the treatments to their students based on the result of this research.

c. Next researcher

The researcher expects the next researcher can use this research as a reference for their research related to correlation between emotional quotient and speaking ability.

E. *Research Scope*

To make the research more specific, the researcher limited the discussion about speaking ability. The researcher used intensive speaking specifically read-aloud tasks. The scoring of read-aloud tasks is relatively easy because all of the test taker's oral production is controlled. Brown (2004) stated that the six components of speaking scoring are pronunciation, grammar, vocabulary, fluency, comprehension, and task. In this research, the researcher used two components of intensive speaking scoring that is pronunciation and fluency because Brown (2004) argued that for intensive speaking specifically read-aloud tasks, we assess with pronunciation and fluency. The researcher limited the discussion about emotional quotient. The researcher focused on seven aspects of emotional quotient based on Yusoff (2010) because they give big role to student's emotional quotient and have similarity with Indonesian culture. Those aspects are emotional control, emotional maturity, emotional conscientiousness, emotional awareness, emotional commitment, emotional fortitude, and emotional expression. The researcher concerned on second year students in major of English Education Department at Alauddin State Islamic University of Makassar because the second year students learn about speaking and require the information about emotional quotient.

F. *Operational Definition of Terms*

1. Speaking

Speaking in this research intends to know the student's process in constructing meaning that is reflected in read-aloud tasks as intensive

speaking. Read-aloud tasks are administrated easily by selecting a passage incorporates test specs and by recording the test taker's output. The researcher uses read-aloud tasks that aim to associate an idea as a speaking activity. Read-aloud tasks are scored by two aspects specifically pronunciation and fluency. Pronunciation means that students have the correct pronunciation of words. Fluency is students have continuity in speaking activity.

2. Emotional Quotient

Emotional quotient defines the intelligence in controlling emotions when students learn in speaking class. If students can manage their emotional quotient, so they can be success in speaking activities. The researcher uses seven components of emotional quotient that are emotional control, emotional maturity, emotional conscientiousness, emotional awareness, emotional commitment, emotional fortitude, and emotional expression. Emotional control is the ability of students' self-control. Emotional maturity is the students' ability to facilitate and guide their emotional tendencies. Emotional conscientiousness is the students' ability of taking responsibility and maintaining integrity. Emotional awareness is the students' ability of knowing and understanding one's own and the other person. Emotional commitment is the students' ability of aligning and working with others in a group. Emotional fortitude is the students' ability of negotiating and resolving disagreements. Emotional expression is the students' ability of conveying and adjusting one's emotions.

CHAPTER II

REVIEW OF RELATED LITERATURE

A. Literature Review

1. Related Research Findings

Some of studies have performed by the researcher, related to correlation between emotional quotient and speaking ability. Some of them are mentioned with their report as follows:

Kurniasih (2018) stated that there is a positive correlation between emotional quotient, self-confidence, and speaking ability on the eight-grade students of SMPN 2 Gambang Kromong Kebumen. A positive correlation means that the increase students' emotional quotient and self-confidence is followed by the increase in students speaking ability. Based on the research finding and conclusion, it was found that emotional quotient and self-confidence have a contribution in speaking ability. From the result of the study, the implication can be taken is the enhancing students' emotional quotient and self-confidence have to enhance their speaking ability.

Bora (2012) stated the correlation between emotional intelligence and students' perceptions towards speaking classes. For the research, two questionnaires were given to the participants in order to see their emotional quotient and understand view on Brain-based speaking activities. The results demonstrated that the students with high level of emotional quotient were more eager to attend speaking class brain-based activities.

Afshar & Rahimi (2013) studied on the emotional intelligence and speaking skill. They investigated the relationship among critical thinking, emotional intelligence, and speaking abilities of Iranian EFL learners. The learners filled put the Bar-On emotional intelligence questionnaire, took the California Critical Thinking Skills Test (CCST) form B, and had an interview. The results of the study above showed that emotional intelligence, followed by critical thinking, correlated with speaking abilities. All components of emotional intelligence correlated significantly with speaking ability and there was significant relationship between critical thinking and emotional intelligence.

Marzuki, Mustafa, & Saad (2016) has shown there is relationship between emotional intelligence with English speaking competence in terms of listening, speaking, reading, and writing. The correlation between emotional intelligence and speaking English competency showed there was significant relationship between emotional intelligence with frequency of speaking, reading, and writing; confidence in speaking and fluency in speaking; reading and writing; understand what is read and writing skills. These findings proved that the higher level of emotional intelligence, the higher frequency of speaking, reading, and writing; confidence and fluency in speaking; reading and writing; understand what is read and writing skills.

Nwadinigwe & Azuka Obieke (2012) studied the relation between emotional intelligence and student's academic achievement. According to their study, the emotional intelligence positively correlated with student's

academic achievement. Students with high emotional intelligence have consciousness against the state of their emotions and the emotions of others and also able to control emotions that would help them to achieve the triumph of academic.

Furthermore, some findings above describe that there is a correlation between emotional quotient and speaking ability. In this research, the researcher focused on students' emotional quotient and students' speaking ability. The data analysis technique in this research was quantitative approach with correlation research design.

As the conclusion, the researcher conducted the research with different subject, setting, and design. There were five findings about emotional quotient above. The first finding was from Kurniasih (2018) that focused on emotional quotient and self-confidence that have a contribution in speaking ability. The second finding was from Bora (2012) that focused on the correlation between emotional intelligence and students' perceptions towards speaking classes. The third finding was from Afshar & Rahimi (2013) that focused on investigated the relationship among critical thinking, emotional intelligence, and speaking abilities of Iranian EFL learners. The fourth finding was from Najib Ahmad Marzuki (2016) that focused on relationship between emotional intelligence with English speaking competence in terms of listening, speaking, reading, and writing. The fifth finding was from Nwadinigwe & Azuka Obieke (2012) that focused on the relation between emotional intelligence and student's academic

achievement. In this research, the researcher focused on the correlation between emotional quotient and speaking ability. The researcher elaborated seven main aspects of emotional quotient specifically emotional control, emotional maturity, emotional conscientiousness, emotional awareness, emotional commitment, emotional fortitude, and emotional expression. The seven domains were correlated with the students' speaking ability. The researcher used intensive speaking namely read-aloud tasks. This research took a place on second year students in the Major of English Education Department.

2. Pertinent Ideas

a. Concept of Speaking

i. Definition of Speaking

Brown (2004) pointed out that speaking is a productive skill that can be observed directly and empirically. Argawati (2014) stated that speaking covers many things in addition to the pronunciation of individual sounds. Thornbury (2005) said that speaking is interactive and requires the ability to cooperate in the management of speaking turns. It typically took place in real time with little time for detail the plan. Based on Solcova (2011), speaking as an interactive process in which individuals alternate in their roles as speaker and listeners and employ both verbal and non-verbal means to reach their communicative goals, speaking in a similar way saying that speaking is the process of building and sharing meaning through the use of verbal and non-verbal

symbols, in a variety of contexts.

In addition, referring to the definition above, it can be said that speaking score is measure of oral production. He added that speaking is the product of creative construction of linguistic strings. The speaker makes choice of lexicon, structure, and discourse. Speaking is categorized as success speaking when the listener can understand what the speaker says.

From some theories of speaking, we can define that speaking ability is the students' capability of speech or increasing speaking or talking. The functions of speaking ability are to express an idea, feeling, thought, and needs orally.

ii. The Elements of Speaking

Brown (2004) stated that there are six components of speaking skill as in the following:

1) Pronunciation

Pronunciation cannot largely learn successfully by imitation and repetition. Therefore, teachers should have good standard of pronunciation in order that students can imitate their teacher in any teaching and learning process, but we cannot expect our students to sound exactly like American or Britain and the teachers should introduce the activities will be done in order to give the opportunities to make a lot of repetition.

2) Vocabulary

There are two types of vocabulary which are active and passive vocabulary. Active vocabulary is the words which the students will need to understand. Passive vocabulary is the words which we want the students to understand, but they will not use themselves.

3) Grammar

Grammar is word organization into various combinations that represents structures, such as phrase, sentences, and complete utterances. Grammar can be defined the way words to make a good sentence. The points of grammar are isolated and practice.

4) Fluency

Fluency does require a reasonable knowledge of vocabulary and grammar, the language produced does not need to be flawless as long as you are able to be clearly understood.

5) Comprehension

The strength of comprehension that is trained aims to improve or test a person understanding of spoken language. Comprehension can be defined as the ability to understand spoken English. Comprehension point out how well students understand spoken language.

6) Task

Task is speaking proficiency equivalent to that of an educated native speaker. Someone would rarely be taken for a native speaker

but can respond appropriately even in unfamiliar situations and handle informal interpreting form and into language.

Brown (2004) mentioned that rating scales for intensive speaking specifically read aloud tasks are pronunciation and fluency that incorporate read-aloud passage of about 120 to 130 words.

iii. Types of Speaking

Brown (2004) said that there are some types of speaking as in the following taxonomy:

1) Imitative

Imitative speaking is an ability to simply imitate (follow) a word or phrase or possible sentences. While this purely phonetic level of oral production, a number of prosodic, lexical, and grammatical properties of language may be included in the criterion performance.

2) Intensive

The production of short stretches of oral language designed to demonstrate competence in a narrow band of grammatical, phrasal, lexical, or phonological relationships. Intensive speaking involves producing a limited amount of language in a high controlled context.

3) Responsive

Responsive include interaction and test comprehension but at the somewhat limited level of very short conversations, standard greeting and small greeting, simple requests, and comments. This is a kind of short replies to teacher or student-limited questions or comments, giving

instruction, and directions. Those replies are usually sufficient and meaningful.

4) Interactive

The difference between interactive and responsive speaking is in the length and complexity of the interaction, which sometimes includes multiple exchanges or multiple participants. Interaction can take the two forms of transactional language, which has the purpose of exchanging specific information or interpersonal exchanges which have the purpose of maintaining social relationship.

5) Extensive (monologue)

Extensive oral production tasks include speeches, oral representations, and storytelling, during which the opportunity for oral interaction from listener is either highly limited (perhaps to nonverbal responses) or ruled out together.

The speaking type in this research is intensive speaking as the designing assessment. There are several kinds of intensive speaking as the designing assessment, such as:

1) Directed response tasks

The test administrator elicits a particular grammatical form or a transformation of a sentence. Such task re clearly mechanical and not communicative, but they do require minimal processing of meaning in order to produce the correct grammatical output.

2) Read-aloud tasks

Intensive reading-aloud tasks include reading beyond the sentence level up to a paragraph or two. This technique is administered by selecting a passage that incorporates test specs and by recording the test takers output. The scoring is relatively easy because all of the test-takers oral production is controlled.

3) Sentence/dialog completion tasks and oral questionnaires

Test takers are first given time to read through the dialogue to get its gist and to think about appropriate lines to fill in, then as the tape, teacher, or test administrator, produce one part orally, and test takers responds.

4) Picture-cued tasks

Picture cued stimulus requires a description from the test takers. Picture may be very simple, design to elicit a word or phrase, somewhat more elaborate or composed of a series that tells a story or incidents.

Therefore, the researcher will use read-aloud tasks to assess intensive speaking. The procedure to assess intensive speaking using read-aloud task is the researcher selects a passage and gives to the students. Then, the students record what they read. In addition, the researcher will provide an assessment with students' recording.

iv. Characteristics of Successful Speaking

There are some characteristics of a successful activity in speaking ability, namely:

1) Learners talk a lot

In learning process, learner talks a lot as much as possible, and teacher also talks but only in pauses time.

2) Participation is even

In classroom discussion, all of participants have the same chance to speak. So that classroom activity is not dominated by minority of active participants.

3) Motivation is high

All of the participants are excited to speak because they are interested in topic and being have new information to say about it.

4) Language is on acceptable level

In this characteristic, participants express themselves in words that are relevant, easily understood to teach others and at an acceptable level of language accuracy.

b. Concept of Emotional Quotient

i. Definition of Emotional Quotient

Wechsler in Boehm (2011) defined that quotient as the aggregate or global capacity of the individual to act purposefully, to think rationally, and to deal effectively with his (or her) environment.

While Gottfredson (2002) stated that intelligence (quotient) is a very general mental capability that among other things, involves the ability to reason, plan, solve problems, think abstractly, understand complex ideas, learn immediately and learn from the experience.

The researcher concludes that quotient is an ability which affects performance to solve problem, to create product, to think abstractly and to achieve goals.

According to Barrett (2006), emotions are the level of perception and apparently have no place for the idea of interactions among distinct features of emotion and cognition. Emotion is one particular typical mind and feeling, and situation biologist and psychological and refers to the intelligence to act (Goleman, 2002).

From the statements above, it can be concluded that emotion as that which leads one's condition to give to the way of the body reacts to certain situation.

Goleman (2002) defined that emotional quotient as understanding one's own feelings, empathy for the feelings of others and the regulation of emotion in a way that enhances living. According to Bar-On (2006) emotional quotient is a set of abilities, competencies, and skill that influence one's ability to be success in overcoming environmental demands and pressures. Emotional quotient addresses the emotional, personal, social, survival dimension of intelligence.

Grant & Kinman (2013) argued that emotional quotient is the ability to motivate oneself and persist in the face of frustrations, to control impulse and delay gratification, to regulate one's moods and keep distress from swamping the ability to think, to empathize and to hope. Emotional quotient is the ability to identify, understand, and

manage moods and feelings, in both ourselves and other people. Emotional quotient refers to the competence to identify and express emotions, understand emotions, assimilate emotions in thought, and regulate both positive and negative emotions in the self and in others (Ahmadi, 2014).

From the definitions above, it can be concluded that emotional quotient is ability to sense understand, express, and regulate emotion in a way that enhance living.

ii. Characteristics of Emotional Quotient

Based on Goleman (2002), the characteristics of emotional quotient (EQ) are abilities such as being able to motivate one and persist in the face of frustrations, to control impulse and to put off gratification, to organize one's mood and maintain the distress from swamping the ability for thinking, empathizing and hoping.

Emotional quotient is very important for students to learn and improve even though it is stated that IQ cannot be changed significantly by experience or education.

iii. Aspects of Emotional Quotient

Goleman (2002) adapted the emotional quotient into five aspects of capabilities consisting of:

- 1) Self-awareness: namely the ability of a person to know what he felt at a time, and use it to guide decisions for themselves. Having a realistic benchmark for the ability of self and the confidence is strong.

Goleman (2002) added that self-awareness enables rational thought to provide important information to get rid of an unpleasant mood. At the same time, self-awareness can help to manage yourself and interpersonal relationship and realize their emotions and thoughts.

- 2) Self-regulation: the ability to recognize one's own emotions that have a positive impact on the execution of tasks, sensitive to the conscience, could delay the enjoyment before the achievement of a goal and were able to recover from the emotional stress.
- 3) Self-motivation: the ability to use the deepest desire to move and lead toward a goal, able to take initiative and act effectively, and able to withstand failure and frustration.
- 4) Empathy: the ability to sense what is perceived by others, cultivate a relationship of trust, and there are able to align themselves with various type of people.
- 5) Social skill: the ability to positive control emotions when dealing with social care, can interact smoothly, using these skills to influence, lead, deliberation, solve problems, and cooperation in teams.

Shapiro (2003) have organized aspect of emotional quotient into six areas, among others: the ability associated with moral behavior, ways of thinking, problem solving, social interaction, academic success and employment as well as emotions.

Yusoff (2010) proposed the different aspects of emotional quotient which is divided into seven domains, as follows:

- 1) Emotional control: the ability of self-control from disruptive emotions and impulsive feelings.
- 2) Emotional maturity: the ability to facilitate and guide emotional tendencies to achieve and reach intended goals.
- 3) Emotional conscientiousness: the ability of taking responsibility and maintaining integrity for personal performance.
- 4) Emotional awareness: the ability of knowing and understanding one's own and other person's internal states, preferences, resources, and intuitions as well as their effects.
- 5) Emotional commitment: the ability of aligning and working with others in a group or organization towards common goals.
- 6) Emotional fortitude: the ability of negotiating and resolving disagreements as well as sending convincing messages.
- 7) Emotional expression: the ability of conveying and adjusting one's emotions, thoughts and behaviors to change condition and situations.

There are several components of emotional quotient based on Goleman (2002), Shapiro (2004), and Yusoff (2010). From the theories, the basis for this research is from Yusoff (2010) that classified emotional quotient into seven domains specifically emotional control, emotional maturity, emotional conscientiousness, emotional awareness, emotional commitment, emotional fortitude, and emotional expression.

B. Theoretical Framework

There are many components that will be found in speaking, because it is involved by many aspects like cognitive, psychological and psychomotor aspect. In speaking skill, intelligence quotient (cognitive) only contributes 20%, whereas 80% contributes from emotional quotient (Goleman, 2002). To be success in speaking activities, we absolutely need emotional quotient.

Emotional quotient has been considered as the most determining factor students' success in learning activities. It is supported by Abdolrezapour (2013) who mentioned that, experts believe that success is influenced 80% by various factors that constitute a person's character and personality or their emotional quotient and 20% by IQ. It has been applied in all sorts of fields, especially in education area. Within the context of foreign language learning, emotional quotient is being applied in educational institutions for language competence (Farooq, 2014). Its importance also has been confirmed by many English teachers and university instructors' finding and studies (Zarezadeh, 2013).

In speaking ability, emotional quotient has a correlation with comprehension proficiency because speaking is a communicative task in nature, and the ability to communicate and learn a language, knowing emotions, and being able to control them plays a significant role (Fani, 2015). Thus, positive emotions influence speaking learning by affecting student' attention, motivation, use of learning strategies, and self-regulation of learning

including in speaking activities which involves emotional processing (Bryant, 2007).

We can comprehend that emotional quotient has significant correlation with speaking ability. It brings together the fields of emotions and intelligence by viewing emotions as useful sources of information that help one to make sense. In short, it represents speaking ability that joins intelligence and emotion to enhance thought. Therefore, knowing the correlation between emotional quotient and speaking ability will make students can control their emotions in speaking class then they can be success in speaking activities.

In this research, the researcher focused on intensive speaking namely read-aloud tasks. Brown (2004) said that one of the kinds of intensive speaking is read-aloud tasks. According to Hanh (2002), read-aloud tasks are the perfect time to provide students with a window into the comprehension of a proficient reader so that they can begin to construct a network of techniques for themselves. The techniques of read-aloud task are the researcher prepares a passage with a paragraph or two and students record it. In the next step, the researcher will assess the students' recording. There are two aspects of intensive speaking assessment such as fluency and pronunciation (Brown, 2004). Talking about emotional quotient, the researcher focused on seven domains based on Yusoff (2010) which are emotional control, emotional maturity, emotional conscientiousness, emotional awareness, emotional commitment, emotional fortitude, and emotional expression. The researcher used the models of Yusoff (2010) because Moon in Bangun & Iswari (2014)

suggested that EI cannot be fully or meaningfully understood without consideration of people's cultural values and beliefs due to the existence of cross-cultural differences in EI. Researcher used the Yusoff's (2010) model because of the similarity of Indonesian culture and Malaysian culture.

The theoretical framework of this research will be described by the following diagram:

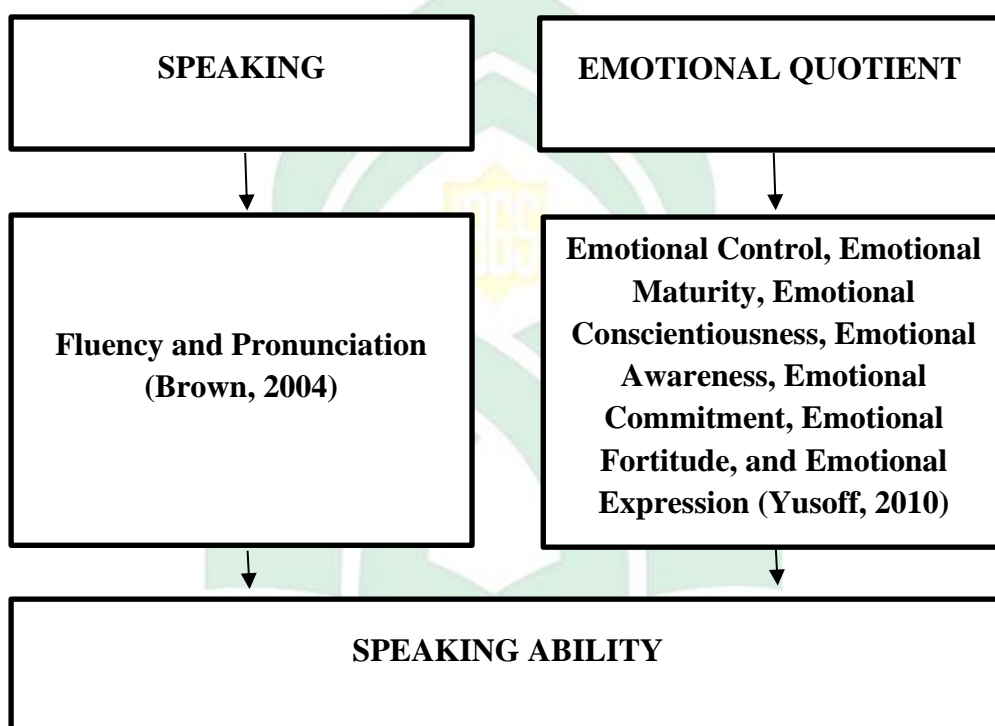


Figure 2.1 *Theoretical Framework of Correlation between Emotional Quotient and Speaking Ability*

C. Hypothesis


The researcher formulated two hypotheses of the research, namely null hypothesis and alternative hypothesis such as presented below:

a. Null Hypothesis

There is not significant correlation between emotional quotient and speaking ability on second year students in the major of English Education Department.

b. Alternative Hypothesis

There is a significant correlation between emotional quotient and speaking ability on second year students in the major of English Education Department.



CHAPTER III

RESEARCH METHODOLOGY

A. Research Method

This research used quantitative approach with correlation research design to gather data about students' emotional quotient and students' speaking ability, and rely on the use of correlational analysis to determine if there is a correlation between emotional quotient and speaking ability.

In this research, the researcher employed the quantitative research and its approach would be correlation research design. Williams (2011) stated that quantitative approach is to give response to the research questions in requiring numerical data. It means that quantitative approach requires numerical data, numbers, and statistic.

The researcher used correlation research design to analyze the correlation between emotional quotient and speaking ability. Donald Ary (2004) said that correlation studies are concerned with determining the extent of relationship between variables. They enable one to measure the extent to which variations in one variable are associated with variations in determined through the use of the coefficient of correlation. According to Creswell (2012), correlation design provides an opportunity to predict the scores and the relationships between two or more variables using statistical procedures of correlation analysis. It means that correlation design is related to statistic data.

Based on the statements, correlation research design describes whether two variables are connected or not. Furthermore, the researcher researched this study to find out whether emotional quotient and speaking ability on second year students in the major of English Education Department were correlated or not.

B. Population and Sample

1. Population

According to Creswell (2012), population is the group of individuals that has the same characteristics. Based on the statement, we can conclude that population is the subjects or individuals that have the same characteristics in research.

The population of this research was second year students in the major of English Education Department. Amount of the students will be described in the table below (English Education Department, 2021):

Table 3.1

The Amount of Second Year Students

No.	Class	Number of Students
1.	PBI A	35
2.	PBI B	34
3.	PBI C	32
4.	Total	101

2. Sample

Based on Creswell (2012), sampling is group of individuals that has the same characteristics and can be identified or studied by the researcher. There are two kinds of techniques sampling, first is probabilistic sampling and the second one is non-probabilistic sampling. Probabilistic sampling is involved by simple-random sampling, stratified sampling, systematic sampling, and multi-stage cluster sampling. In the other hand, non-probabilistic sampling is involved by convenience sampling and snowball sampling.

In this research, the researcher used multi-stage cluster sampling. Creswell (2012) defined that multi-stage cluster sampling is the technique that the researcher is able to use to make the identification study easily if the population is very large. In this technique, the researcher will choose a sample in two classes.

The researcher chose multi-stage cluster sampling because the population on second year students in the major of English Education Department was very large. The population was about 104 students. According to Creswell (2012), standard minimum sample for correlation design are 30 students. It points out that the researcher chose two classes which were class PBI A and PBI B. The sample of this research was 15 students from PBI A and 15 students from PBI B of 104 students.

C. Research Instrument

The researcher used test and questionnaire as the instruments of this research.

1. Test

The speaking test was systematically done by guidance rubric of speaking according to Heaton as cited in Rusdi (2015). The test that were given by the researcher was read-aloud tasks with the text from Longman TOEFL Test in reading section about Carbon Tetrachloride. According to Brown (2004), two main aspects in read-aloud tasks are pronunciation and fluency. He added that read-aloud passage consists of 120 to 130 words. The researcher used the test to collect data about students' speaking ability.

The researcher did not check the validity of speaking test because TOEFL's reading section text was standard test, which was based on the through research to ensure the validity, and it reflected best practices in language testing.

2. Questionnaire

Questionnaire is some written questions which use in obtaining information from the respondents such as report about their personal, or anything which they know (Arikunto, 2013). The researcher used the close questionnaire to know the students' emotional quotient. The researcher used Universiti Sains Malaysia Emotional Quotient Inventory (USMEQ-i) by Yusoff (2010). It was developed to assess the emotional quotient because the similarity of Indonesian and Malaysian culture. In addition, the researcher used Indonesian version of USMEQ-I to avoid misunderstanding.

USMEQ-i consists of 46 items, based on seven domains of emotional quotient and faking index. Faking index measures the tendency of

respondents to overrate themselves. Faking index is grouped into 3 groups: low = 0.00; average = 2.01- 2.99; high = 3.00 – 4.00. If the score of faking index is high, it means that the result of the respondents is not reliable. It may not show the true colors of the respondent's emotional quotient. It is supposed to the further analysis such as counter check with friends' or lectures' opinion regarding the results and the respondent's characteristics.

The questionnaire consists of five possible responses to each statement ranging from “not like me” (number 0) to “totally like me” (number 4). The specifications of USMEQ-i are described in the table below (Yusoff, 2010):

Table 3.2

USMEQ-i Specifications

No.	Domains	Items in the Questionnaire
1.	Emotional control	Q4, Q7, Q10, Q11, Q12, Q25, Q32, Q38, Q44
2.	Emotional maturity	Q14, Q23, Q30, Q33, Q34, Q37, Q42, Q43
3.	Emotional conscientiousness	Q5, Q9, Q17, Q20, Q26
4.	Emotional awareness	Q22, Q28, Q29, Q40, Q41
5.	Emotional commitment	Q15, Q16, Q36, Q45
6.	Emotional fortitude	Q1, Q3, Q31, Q46
7.	Emotional expression	Q2, Q8, Q19, Q35
8.	Faking index	FQ6, FQ13, FQ18, FQ21, FQ24, FQ27, FQ29

USMEQ-i has been already validated to measure student' emotional quotient by construct validity (Arifin, 2012). Fraenkel (2012) mentioned that construct validity refers to the degree to which the totality of evidence obtained is consistent with theoretical expectations. It is the broadest of the three categories of evidence for validity.

To make sure that the questionnaire can be used in this study, the researcher collected the information about previous researchers that used the questionnaire. Benny (2014) in her study used the questionnaire to secondary students in India. Effendi, Matore, & Khairani (2015) mentioned that USMEQ-i has been used in different sample in Malaysia, including middle school students. In addition, questionnaire of Indonesian version was translated and used by Firdaus (2017). Indonesian version of USMEQ-I was validated by the three English lecturers of UIN Raden Fatah Palembang and the result of validators was the Indonesian version could be used. The researcher used Indonesian version to avoid misunderstanding.

Author of the questionnaire (Yusoff, 2010) had checked the reliability which had examined by cronbach's alpha. Therefore, the researcher did not check the reliability of the questionnaire. Cronbach's alpha is measure of internal consistency of items that are not scored right versus wrong, as in some essay tests where more than one answer is possible (Fraenkel, 2012).

Yusoff (2012) stated that the cronbach's alpha coefficient value was 0.96 for overall score of USMEQ-i which administrated at four times intervals: 2 months (time 1), 4 months (time 2), 6 months (time 3), and 8 months (time

4). He further mentioned that emotional quotient inventories range from 0.80 to 0.92 are adequate for research and an individual assessment.

D. Data Collecting Procedures

The researcher collected the data in several steps, the steps would be mentioned in the following:

1. The researcher prepared the test and questionnaire. The researcher did the test to get the information about students' speaking ability and the questionnaire to get the information about students' emotional quotient.
2. The researcher got the permission from chairperson of the English Education Department to use name lists of 30 students who were on second year students.
3. The researcher tried to make interactions with the test takers and mention about the test and questionnaire. The test is read-aloud with the text from Longman TOEFL Test and the questionnaire is 46 items of questions about emotional quotient.
4. The researcher distributed the test and questionnaire. The researcher conveyed to the test takers to read-aloud the text and record it, and answer the questionnaire.
5. After that, the researcher collected the test takers' recording and questionnaire.
6. In the final step, the researcher accounted and analyzed the test and questionnaire.

N. Data Analysis Technique

1. Students' speaking score required two components namely pronunciation and fluency. Scoring and classifying the students' speaking ability as suggested by Heaton in Rusdi (2015). Here were the detail explanations about its criteria (Heaton in Rusdi, 2015):

Table 3.3
The Assessment of Pronunciation

Classification	Score	Criteria
Very Good	5	Pronunciation is lightly influenced by mother tongue. A few minor grammatical and lexical errors but most utterances are correct.
Good	4	Pronunciation is still moderately influenced by mother tongue but no serious phonological errors. A few grammatical and lexical errors but only one or two major error causing confusion.
Average	3	Pronunciation influenced by the mother tongue but only a few serious phonological errors. Several grammatical and lexical errors, some of which cause confusion.
Poor	2	Pronunciation seriously influenced by

		mother tongue with errors causing a breakdown. Many “basic” grammatical and lexical errors.
Very Poor	1	Serious pronunciation errors as well as many “basic” grammatical and lexical errors. No evidence of having mastered any of the language skills and areas practiced in the course.

Table 3.4

The Assessment of Fluency

Classification	Score	Criteria
Very Good	5	The speaker’s intention and general meaning are fair clear. A few interruptions by the listener for the sake of clarification are necessary.
Good	4	Most of what the speaker says is easy to follow. His attention is always clear but several interruptions are necessary to help him to convey the message or seek clarification.
Average	3	The listener can understand a lot of what is said, but he must constantly seek

		clarification. He cannot understand and then with considerable effort by someone who is used to listening to the speaker.
Poor	2	Only small bits (usually short sentence and phrase) can be understood and then with considerable effort by someone who is used to listening to the speaker hardly anything of what is said can be understood.
Very Poor	1	Even the listener makes a great effort interrupts, the speaker is unable to clarify anything he seems to have said.

2. Scoring the students' speaking ability (Burhanuddin, 2016).

$$\text{Score} = \frac{\text{the result of students}}{\text{maximum score}} \times 100 \%$$

3. To know the students' score in speaking, the students' product speaking was scored by using the following classification which was divided into five classifications as follow (Rusdi, 2015):

Table 3.5

Classification of Speaking Score

No	Score	Criteria
1	90-100	Very good
2	80-89	Good
3	70-79	Fairly good

4	60-69	Poor
5	≤59	Very poor

4. Calculating the rate percentage of the students' speaking score (Gay, 2006).

$$P = \frac{f}{N} \times 100\%$$

P = Rate percentage

f = Frequency of the correct answer

N = The total number of students

5. To know the mean score of students' speaking ability, the formula that was used (Tiro, 2008):

$$\bar{x} = \frac{\sum x}{N}$$

\bar{x} = Mean Score

$\sum X$ = The sum of all the score

N = The number of subject (students)

6. To get the score of UMSEQ-i, the researcher classified each domain and counted the total of score each domain. After that, the totals were divided by the total items of each domain of the questionnaire. It can be seen in the table below (Yusoff, 2010):

Table 3.6
Measuring of USMEQ-i Each Domain

	I	II	III	IV	V	VI	VII	H
Total								
Divided by	9	8	5	5	4	4	4	7
Score								

7. After the score of each domain was revealed, the global score of emotional quotient was obtained by sum up the total scores of each domain without faking index domain (H) and the score was divided by 39 (Yusoff, 2010).

Table 3.7
Measuring of USMEQ-i Global Score

	I	II	III	IV	V	VI	VII	Σtotal	Divided by	EI Score
Total									39	

8. The all results of students' emotional quotient had been obtained, the score was put in the category based on the interval score. The interval score of emotional quotient can be seen in the table below (Yusoff, 2010):

Table 3.8
Emotional Quotient Interval

Emotional Quotient Score	
Low	0 - 1.20
Average	1.21 - 2.80
High	2.81- 4.00

9. The coefficient correlation between emotional quotient and students' speaking ability (Arikunto, 2013):

$$R_{xy} = \frac{N(\sum XY) - (\sum X)(\sum Y)}{\sqrt{[(N\sum X^2 - (\sum X)^2)[N\sum Y^2 - (\sum Y)^2]}}$$

N = Number of students

X = Level of students' emotional quotient

Y = Students' speaking ability

XY = The sum of the cross products

10. The interpretation of the correlation value or level with the rubric below (Hadi in Arikunto, 2013):

Table 3.9

Classification of Correlation Level

r Values	Interpretation
0.800 – 1.00	High correlation
0.600 – 0.800	Quite high correlation
0.400 – 0.600	Fairly low correlation

0.200 – 0.400	Low correlation
0.000 – 0.200	Very low (there is no correlation)



CHAPTER IV
FINDINGS AND DISCUSSION

A. Findings

The findings of this research identify students' emotional quotient score with the questionnaire, students' speaking score with the text and analyze the correlation below:

1. Classification of students' speaking score.

Table 4.1
Distribution of Students' Speaking Frequencies and Percentage

Score	Criteria	Frequencies	Percentage
90-100	Very good	6	20%
80-89	Good	5	17%
70-79	Fairly good	7	23%
60-69	Poor	7	23%
≤59	Very Poor	5	17%
Total		30	100%

Table 1.4 showed that 6 (20%) students were very good speaking, 5 (17%) students were good speaking, 7 (23%) students were fairly good speaking, 7 (23%) students were poor speaking, and 5 (17%) students were very poor speaking. It meant that the highest percentage of students' speaking score were fairly good and poor. Both of the items were 23 %.

2. The mean score of students' speaking ability.

Table 4.2

The Mean Score of Students' Speaking Score

Mean Score	70.83
-------------------	-------

The mean score (70.83) indicated that the students' speaking ability on second year students in the major of English Education Department was fairly good.

3. Result and classification of students' emotional quotient score.

Table 4.3

The Descriptive Statistics of Emotional Quotient

	N	Range	Minimum	Maximum	Sum	Mean
USMEQ-i Valid N (Listwise)	30	2.02	1.89	3.91	85.83	2.85

Based on the descriptive statistics above, the range score of USMEQ-i was 2.02, the minimum score was 1.89, and the maximum score was 3.91. Beside that, the sum score was 85.83 and the mean was 2.85. The mean score (2.85) was indicated that the level of emotional quotient on second year students in the major of English Education Department was high. The distribution of students' emotional quotient was in the table below:

Table 4.4
The Distribution of Emotional Quotient

Score Interval	Criteria	Frequency	Percentage
2.81-4.00	High	10	33%
1.21-2.80	Average	20	67%
0-1.20	Low	-	-
Total		30	100%

From the table distribution of USMEQ-i above, the result pointed out that 10 students were in the high emotional quotient (2.81-4.00), 20 students were in average (1.21-2.80), 0 student was in the low emotional quotient.

4. Classifying the correlation by using pearson product moment.

$$\begin{aligned}
 R_{xy} &= \frac{30 (158.655) - (2146) (2125)}{\sqrt{[30 (162.078) - (2146)^2] [30 (157.075) - (2125)^2]}} \\
 &= \frac{4.759.650 - 4.560.250}{\sqrt{[(4.862.340) - (4.605.316)] (4.712.250 - 4.515.625)}} \\
 &= \frac{199.400}{\sqrt{(257.024) (196.625)}} \\
 &= \frac{199.400}{\sqrt{50.537.344.000}} \\
 &= \frac{199.400}{224.805,12}
 \end{aligned}$$

$$= -0,886$$

$$\mathbf{R_{xy} = 0.886}$$

The calculation above showed that the coefficient correlation between emotional quotient and speaking ability was 0.886. It meant that the alternative hypothesis was accepted and the null hypothesis was rejected. There was significant correlation between emotional quotient and speaking ability on second year students in the major of English Education Department.

Table 4.5

The Classification of Coefficient Correlation Level

r values	Interpretation
0.800-1.00	High correlation
0.600-0.800	Quite High correlation
0.400-0.600	Fairly Low correlation
0.200-0.400	Low correlation
0.000-0.200	Very low (there is no correlation)

Based on the data above, it showed that the coefficient correlation between emotional quotient and speaking ability (0.886) was high correlation. It meant that the null hypothesis was rejected and the alternative hypothesis was accepted. There was a significant correlation between emotional quotient and speaking ability on second year students in the major of English Education Department.

B. Discussion

Based on the result of USMEQ-i, it showed that emotional quotient of second year students in the major of English Education Department was high. High level proposed that second year students in the major of English Education Department can manage their emotion and direct to useful activity. Yusoff (2010) stated that high score of USMEQ-i indicates that students can perceive, understand, express, control, motivate, and regulate their emotional quotient.

From the result of speaking test, it pointed out that second year students in the major of English Education Department was fairly good in speaking. According to Brown (2004), fairly good means that students was influenced by mother tongue with a few errors, and dominated by several grammatical and lexical errors. Besides, students have to clarify some information such as sentence and phrase.

In the other hand, the result of coefficient correlation showed that alternative hypothesis was accepted. The score of coefficient correlation (0.886) was high correlation. It indicated that there is significant correlation between emotional quotient and speaking ability on second year students in the major of English Education Department.

This research needed some related findings to strengthen the result. The result was there is significant correlation between emotional quotient and speaking ability on second year students in the major of English Education

Department. It meant that if students had good emotional quotient, they would achieve good speaking ability.

The first finding was Farooq (2017) stated that there is a positive relationship between emotional quotient and academic success of students. Students in high emotional quotient was in high level of academic success. In this findings, male students have higher statistics than female students but it is not statistically significant.

The second finding was from Gench, Kullusakli, Aydin (2016) focused on the relationship between emotional intelligence and productive language skills. The study examined language speaking skills and writing with 150 students from different disciplines of the university and studying English as foreign language in Turkey. The result of this study showed that positive correlation between emotional intelligence and productive skills.

The third finding was from Yunita (2016) showed that there was positive correlation between emotional intelligence and their speaking achievement. The research was investigated by the Indonesian University student to get her second bachelor degree with the object of fourth semester students. The researcher used quantitative research method. For the EI test, students answered 60-item questionnaire based on Goleman's theory. For the oral test, the researcher applied interview, reading aloud, description tasks, and role plays. The result also showed that the self-control was the best predictor to predict students in English speaking ability.

The fourth finding was from Rafleyan, Nejad, and Damavand (2014) who investigated the relationship between emotional intelligence and pragmatic awareness. The participants were 120 Iranian senior undergraduates of English as foreign language in university in Iran. The result showed positive correlation between emotional intelligence and pragmatic awareness.

The fifth finding was from Asadollahfam (2012) who investigated the relationship between emotional intelligence and language learners' vocabulary knowledge. The participants were 50 learners of English as a foreign language at a university in Iran. The data were collected by Nation's Word Level Test (2001) to assess language learners' vocabulary size and Bar-On's Emotional Intelligence Questionnaire (1997) to assess their emotional intelligence score. The result showed that language learners with high levels of emotional intelligence posed a high levels of vocabulary knowledge.

The sixth finding was from Fatum (2008) found that there was significant relationship between emotional intelligence and academic achievement in elementary school children. She believed that social and emotional development is central to our children's in school. School that implement social and curricula that teach EI competence promoted children's achievement in successful future.

The seventh finding was from Saber Khooei (2014) who investigated the relationship between emotional intelligence and oral task among Iranian English as a foreign language (EFL) learners. The result found that emotional intelligence had a statistically positive relationship with students' oral


performance. It was also found that five components of emotional intelligence interpersonal and stress management components had a significant relationship with both fluency and accuracy of oral performance.

The eighth finding was from Rokni (2014) that investigated the relationship between emotional intelligence and language achievement (a case of TEFL and non-TEFL University students). 115 undergraduate EFL and non-EFL University students from freshman to senior from Hamedan and Kermanshah Islamic Azad University, Iran participated in this study. The data were collected by using two instruments. There were Oxford Placement Test (OPT) to determine the level of language proficiency and Bar-On Emotional Quotient Inventory (EQ-I) to measure the emotional intelligence. This study showed that there was a significant relationship between students' emotional intelligence and their language achievement.

Jadhav and Gupta (2014) stated that mastering emotional intelligence can help students to communicate better. In the globalization era, students meet people from different background every day, It is important to make them feel comfortable. If students do not understand language or explanation, they can communicate with good emotional intelligence.

Based on the result of some findings above, the researcher concluded that emotional quotient has a significant correlation with speaking ability. It is in line with the results of this research that there is a significant correlation between emotional quotient and speaking ability on second year students in the major of English Education Department with a high correlation level

(0.886). Students who can speak fluently and accurately are certainly able to control, manage, and motivate their emotions. Students have strong emotional quotient, so their speaking skill get better.



CHAPTER V

CONCLUSION AND SUGGESTION


A. Conclusion

Based on the result of the data, the researcher found that the emotional quotient on second year students in the major of English Education Department was high emotional quotient with the mean score 2.85 and the speaking ability on second year students in the major of English Education Department was fairly good speaking ability with the mean score 70.83. Moreover, the coefficient correlation 0.886 was high correlation (there was a significant correlation). It showed that alternative hypothesis was accepted and null hypothesis was rejected. The conclusion is it can be categorized as the significant correlation between emotional quotient and speaking ability on second year students in the major of English Education Department.

B. Suggestion

The researcher mentions a suggestion to the teacher that emotional quotient should get serious attention because it is closely related with speaking skill. The teachers must be able to motivate students to control and regulate their emotional quotient, so that in speaking activity they have good grades. If students are able to manage their emotional quotient for positive activities, then students can complete all speaking learning items. It indicates the teacher is successful for applying the correlation between emotional quotient and speaking ability. Furthermore, for the next researchers, they have to further

deepen understanding especially about the analysis and evaluation of the data from emotional quotient.



BIBLIOGRAPHY

- Abdolrezapour, P. (2013). *The Relationship between Emotional Intelligence and EFL Learners' Writing Performance*. *Procedia-Social and Behavioral Sciences*. 70. 331-339.
- Afshar, H.S. and Rahimi M. (2013). *The Relationship among Critical Thinking, Emotional Intelligence, and Speaking Abilities of Iranian EFL Learners*. *Procedia Social and Behavioral Sciences*.
- Aguilera. (2012). *Productive Language Skills Learning and Teaching: Speaking and Writing*. Licenciada En Filología.
- Ahmadi. (2014). *Emotional Intelligence and Iranian Efl Learners' Speaking Proficiency*. *Journal of Humanities and Social Science*. Vol. 2. Iran: Allameh Tabataba'i University.
- Al-Hosni, Samira. (2021, 18 March). *Speaking Difficulties Encountered by Young EFL Learners*. *International Journal on Studies in English Language and Literature (IJSELL)*. <http://citeseerx.ist.psu.edu/viewdoc/download?doi=10.1.1.682.9417&rep=rep1&type=pdf>
- Argawati, N. O. (2014). *Improving Students' Speaking Skill Using Group Discussion*. *ELTIN Journal*. Vol.2. 74-81.
- Arifin, W. N., Yusoff, M. S. B., & Naing, N. N. (2012). *Confirmatory Factor Analysis (CFA) of USM Emotional Quotient Inventory (USMEQ-i) among Medical Degree Program Applicants in Universiti Sains Malaysia (USM)*. *Education in Medical Journal*. Vol. 4(2). 26-44.

- Arikunto, S. (2013). *Prosedur Penelitian: Suatu Pendekatan Praktik*. Jakarta: Rineka Cipta.
- Ary, Donald. (2004). *Pengantar Penelitian Dalam Pendidikan (Terjemahan Arief Furchan)*. Yogyakarta: Pustaka Pelajar.
- Asadollahfam, H., Salimi, A., & Pashazadeh, F. M. (2012). *Emotional intelligence, Gender and Vocabulary*. *Social and Behavioral Science*. 46. 833-837.
- Bangun, Y. R., & Iswari, K. R. (2014). *Searching for Emotional Intelligence Measurement in Indonesia Context with Innovative Approach*. *Procedia-Social and Behavioral Sciences*. 169. 337-345.
- Bar-On, R. (2006). *The Bar-On Model of Emotional-Social Intelligence (ESI)*. *Psichotema*. 18. 13-25.
- Barrett LF, Niedenthal PM, Winkielman P. (2005). *Emotion and Consciousness*. New York: Guilford.
- Benny, M. S. (2014). *A Study on Emotional Quotient of Adolescent Students in Secondary Schools Greater Mumbai*. Thesis. Rajasthan, India: Shri Jagdishprasad Jhabarmal Tibrewala University.
- Boehm, M. (2011). *Factor Structure of the Wechsler Intelligence Scale for Children-Fourth Edition among Students with Attention Deficit Hyperactivity Disorder*. Thesis. Arizona State University.
- Bora, F. D. (2012). *The Impact of Emotional Intelligence on Developing Speaking Skill: From Brain –Based Perspective*. *Procedia Social and Behavioral Sciences*. 46. 2094-2098.

- Brown, H. Douglas. (2004). *Language Assessment: Principle and Classroom Practices*. New York: Addison Wesley Longman Inc.
- Bryant, H. C. (2007). *The Relationship between Emotional Intelligence and Reading Comprehension in High School Students with Learning Disabilities*. Dissertations. Michigan, United States: Andrews University.
- Burhanuddin, Asnal. (2016). *Improving the Ten Grade Students in Speaking Ability by Using Picture Cued Story Telling at Senior High School 1 Takkalallain Wajo Regency*. Thesis. Uin Alauddin Makassar.
- Creswell, John W. (2012). *Educational Research: Planning, Conducting, and Evaluating Quantitativ and Qualitative Research*. 4th ed. Boston: Person.
- Departemen Agama RI. (2010). *Al-Qur'an Al-Karim*. Semarang: CV. Toha Putra.
- Effendi, M., Matore, E. M., & Khairani, A. Z. (2015). *Pengujian Ciri Psikometrik Item USMEQ-i dalam Kalangan Pelajar Politeknik Menggunakan Model Rasch*. Jurnal Teknologi. Vol. 75(1). 251-257.
- Fani, T. (2015). *Reading Comprehension Performance Viewed in the Light of Bar'on's Emotional Intelligence Scales and Subscales*. International Journal of Innovation and Research in Educational Sciences. Vol. 2(3). 2349–5219.
- Farooq, M. U. (2014). *Emotional Intelligence and Language Competence: A Case Study of the English Language Learners at Taif University English Language Centre*. Studies in Literature and Language. Vol. 8(1). 6-19.

- Farooq, M. U., Riaz, K., & Javid, C. Z. (2017). *Impact of Emotional Intelligence on Academic Achievement of English Language Learners*. Journal of Social Sciences and Humanities. Vol. 25. No. 2.
- Fatum A B. (2008). *The Relationship between Emotional Intelligence and Academic Achievement in Elementary School Children (Doctoral Dissertation)*. California: The University of San Fransisco.
- Firdaus, Muhammad Ahlan. (2017). *The Correlation Between Emotional Intelligence and Reading Compreension of the Eleventh Grade Students of SMA Sandika Banyuasin*. Thesis. UIN Raden Fatah Palembang.
- Fraenkel, J. R., Wallen, N. E., & Hyun, H. H. (2012). *How to Evaluate Research in Education*. 8th Ed. New York: McGraw-Hill.
- Gay. L. R. et al. (2006). *Educational Research Competences for Analysis and Application*. 8th Ed. Colombus: Pearson Merrill Prentice Hall.
- Ghanadi, Z., & Ketabi, S. (2014). *The Relationship between Emotional Intelligence and Learners' Beliefs about Language Learning: Iranian Advanced EFL Learners in Focus*. Theory and Practice in Language Studies. Vol. 4(3). 518–523.
- Goleman, D. (2002). *Emotional Intelligence: Kecerdasan Emosional, Mengapa EL Lebih Penting Dari Pada IQ*. Jakarta: Gramedia.
- Gottfredson, Linda S. (2002). *The General Intelligence Factor*. Copyright American Scientific. 24-30. USA: University of Delaware.

Grant & Kinman. (2013). *The Importance of Emotional Resilience for Staff and Students in the 'Helping' Professions: Developing an Emotional Curriculum*. England: University of Bedfordshire.

Grench, G., Kulusakli, E., & Aydin, S. (2016). *The Relationship between Emotional Intelligence and Productive Language*. An International Online Journal. Vol. 16(1). 91-105.

Halima, Achour. (2021, 15 March). *The Importance of Self-Esteem in Enhancing Foreign Language Learners' Speaking Skill at the Case of First Year LMD Students of English, University of Biskra*.
<http://dspace.univbiskra.dz:8080/jspui/bitstream/123456789/5780/1/ACHOUR%20Halima.pdf>

Hanh, M. L. (2002). *Reconsidering Read-Aloud*. Portland: Stenhouse Publisher.

Jadhav, T. & K. Gupta, Sh. (2014). *Global Communication Skills and Its Relationship with Emotional Intelligence*. American Journal of Management.

Khooei, Saber. (2014). *Emotional Intelligence and its Relation to Oral Task Fluency, Accuracy and Complexity among Iranian EFL Learners*. International Journal of Language Learning and Applied Linguistic World (IJLLALW). Vol. 6 (2). 76-93. Tabriz: Iran.

Kurniasih, Nuniek. (2018). *The Correlation between Emotional Quotient, SelfConfidence, and Speaking Ability in The Eighth Grade Students of*

SMP N 2 Gombong Kebumen in The Academic Year of 2017/2018. Thesis.
IAIN Suarakarta.

Marzuki, Mustaffa & Saad. (2015). *Emotional Intelligence: Its Relationship with Communication and Information Technology Skills*. Published by Canadian Center of Science and Education. Asian Social Science. Vol. 11(15). 266-274.

Nwadinigwe, I.P and Azuka-Obieke, U. (2012). *The Impact of Emotional Intelligence on Academic Achievement of Senior Secondary School Students in Lagos, Nigeria*. Journal of Emerging Trends in Educational Research and Policy Studies (JETERAPS). Vol. 3(4). 395-401.

Phillips, Deborah. (2001). *Longman Complete Course for the TOEFL Test*. New York: Addison Wesley Longman Inc.


Rafieyan, V., Nejad, M. S., Davamand, A., Eng, L. S., & Mohamed, A. R. (2014). *Relationship between Emotional Intelligence and Pragmatic Awareness*. Australian International Academic Centre. 3(4). 143-149.

Richard, Jack and Rodgers, Theodore S. (2001). *Approaches and Methods in Language Teaching: a Description and Analysis*. London: Cambridge University Press.

Rokni, Abdolmanafi, S. J. (2014). *Investigate the Relationship between Emotional Intelligence and Language Achievement: a Case of TEFL and non-TEFL University Students*. International Journal of Language Learning and Applied Linguistics World. Vol. 5(3).

- Rusdi, Sity Yudiarti Fajriah. (2015). *Improving the Student's Speaking Ability by Using Thematic Materials A Class Action Research to the First Year Students of Mtsn. Model Makassar*. Thesis. UIN Alauddin Makassar.
- Shapiro, Lawrence E. (2003). *Mengajarkan Emotional Intelligence pada Anak (Terjemahan Alex Tri Kantjono)*. Jakarta: Gramedia Pustaka Utama.
- Shihab, M. Quraish. (2002). *Tafsir Al-Misbah*. Jakarta: Lentera Hati.
- Šolcová. (2011). *Teaching Speaking Skills. English Language and Literature and Teaching English Language and Literature for Secondary Schools*. Thesis. Department of English and American Studies.
- Thornbury, Scott. (2005). *How to Teach Speaking*. England: Longman.
- Tiro, Muhammad Arif. (2008). *Dasar-Dasar Statistika*. Makassar: Andira Publisher.
- Williams, C. (2011). *Research Methods*. Journal of Business & Economics Research (JBER). 5(3).
- Yunita.E.E. (2016). *An Investigation into the Relationship between Emotional Intelligence and Students' English Speaking Ability*. Bandung Education University.
- Yusoff, M. S. B. (2012). *Stability of USMEQ-i in Measuring Emotional Intelligence in Medical Students*. ASEAN Journal of Psychiatry. Vol. 13(1). 1-6.
- Yusoff, M. S. B., Rahim, F. A., & Esa, A. R. (2010). *The USM Emotional Quotient Inventory (USMEQ-i) Manual*. Malaysia: KKMED Publications.

Zarezadeh, T. (2013). *The Effect of Emotional Intelligence in English Language Learning*. *Procedia-Social and Behavioral Sciences*. 84. 1286-1289.





APPENDICES

STATE ISLAMIC UNIVERSITY
ALAUDDIN
M A K A S S A R

APPENDIX I

QUESTIONNAIRE (for measuring emotional quotient)

The questionnaire is adopted from Firdaus (2017).

Nama:

Kelas:

USM Emotional Quotient Inventory

(USMEQ-i)

Instruksi : Pilihlah jawabanmu dengan hati-hati dan yang paling benar atau sesuai dengan dirimu. **Silahkan menjawab semua pertanyaan yang disediakan dengan membulatkan jawaban kamu mengikut skala yang disediakan.** Tidak ada jawaban yang benar atau salah, oleh karena itu pilihlah jawaban yang paling tepat untukmu dan bukan apa yang kebanyakan orang lain jawab atau pikirkan. Sebaiknya kamu tidak memakan waktu terlalu lama menjawab setiap pertanyaan karena barangkali jawaban spontanmu itu lebih tepat dibandingkan dengan jawaban yang memakan waktu terlalu lama.

Skala :

- TS** = Tidak sama seperti saya
- SS** = Sedikit sama seperti saya
- HS** = Hampir sama seperti saya
- S** = Sama seperti saya
- SgtS** = Sangat sama seperti saya

Q1	Saya sering menasehati diri saya sendiri dan orang lain.	TS	SS	HS	S	SgtS
-----------	--	-----------	-----------	-----------	----------	-------------

Q2	Apabila berhasil, saya bersyukur.	TS	SS	HS	S	SgtS
Q3	Saya mudah mengakui kesalahan sekiranya saya memang bersalah.	TS	SS	HS	S	SgtS
Q4	Apabila mendapat masalah, saya akan mencoba melihat sudut pandang yang berbeda agar menjadi positif.	TS	SS	HS	S	SgtS
Q5	Saya melaksanakan apa yang saya janjikan.	TS	SS	HS	S	SgtS
Q6	Saya selalu percaya diri dalam melaksanakan kegiatan sehari-hari.	TS	SS	HS	S	SgtS
Q7	Saya bisa membuat keputusan sendiri secara rasional.	TS	SS	HS	S	SgtS
Q8	Saya menggunakan bahasa yang sopan ketika berbicara dengan keluarga dan orang lain.	TS	SS	HS	S	SgtS
Q9	Saya tidak suka membuat orang lain menunggu.	TS	SS	HS	S	SgtS
Q10	Saya bersabar apabila mendapat musibah atau kegagalan.	TS	SS	HS	S	SgtS
Q11	Saya dapat fokus terhadap apa yang saya lakukan meskipun saya tertekan.	TS	SS	HS	S	SgtS
Q12	Apabila ditimpa musibah, saya menerima apa yang telah terjadi dan mencoba mencari solusi untuk mengatasinya.	TS	SS	HS	S	SgtS
Q13	Saya selalu proaktif dalam menyelesaikan sesuatu.	TS	SS	HS	S	SgtS
Q14	Saya mengetahui kemampuan dan potensi diri.	TS	SS	HS	S	SgtS
Q15	Saya akan menyampaikan pandangan	TS	SS	HS	S	SgtS

	dan kritikan saya dengan tujuan menolong dan memperbaiki situasi.					
Q16	Saya suka melibatkan diri secara aktif dalam suatu perbincangan.	TS	SS	HS	S	SgtS
Q17	Saya akan tetap memikul tanggung jawab yang diberikan kepada saya walaupun orang lain tidak berbuat demikian.	TS	SS	HS	S	SgtS
Q18	Saya selalu merasa mampu menyelesaikan masalah apapun dalam keadaan apapun.	TS	SS	HS	S	SgtS
Q19	Kegagalan membuat saya lebih bersemangat untuk berhasil.	TS	SS	HS	S	SgtS
Q20	Saya memikul sebuah amanah dengan penuh tanggung jawab.	TS	SS	HS	S	SgtS
Q21	Saya senantiasa jujur terhadap diri sendiri.	TS	SS	HS	S	SgtS
Q22	Saya dapat memahami dan merasakan perasaan orang lain seakan saya sendiri berada dalam situasi orang itu.	TS	SS	HS	S	SgtS
Q23	Saya termotivasi untuk belajar suatu hal karena minat saya terhadap hal itu.	TS	SS	HS	S	SgtS
Q24	Saya senantiasa mengintrospeksi diri dengan cara menghitung setiap perbuatan yang baik atau buruk yang telah saya lakukan untuk memperbaiki diri.	TS	SS	HS	S	SgtS
Q25	Saya dapat mengontrol perasaan	TS	SS	HS	S	SgtS

	sedih atau marah walaupun saya mempunyai masalah.					
Q26	Apabila diberi tugas, saya akan melakukan yang terbaik.	TS	SS	HS	S	SgtS
Q27	Saya peka terhadap masalah dan keadaan yang terjadi di sekitar saya.	TS	SS	HS	S	SgtS
Q28	Saya peka terhadap naluri dan perasaan sendiri.	TS	SS	HS	S	SgtS
Q29	Saya bergaul baik dengan tetangga.	TS	SS	HS	S	SgtS
Q30	Tujuan saya belajar suatu hal adalah untuk menambah pengetahuan saya dan mengamalkannya dalam kehidupan sehari-hari.	TS	SS	HS	S	SgtS
Q31	Saya mudah memberi maaf kepada orang lain.	TS	SS	HS	S	SgtS
Q32	Dalam situasi apapun, saya dapat menenangkan diri dan mampu membuat keputusan terhadap suatu masalah.	TS	SS	HS	S	SgtS
Q33	Apabila menghadapi tugas yang sulit, saya akan mencoba menyelesaikannya dengan baik.	TS	SS	HS	S	SgtS
Q34	Saya menghargai apa yang saya punya.	TS	SS	HS	S	SgtS
Q35	Saya menghormati tetangga dan orang yang lebih tua.	TS	SS	HS	S	SgtS
Q36	Saya memberikan komitmen yang tinggi di setiap kegiatan yang dijalankan oleh institusi atau masyarakat.	TS	SS	HS	S	SgtS

Q37	Saya mencari informasi yang benar untuk memahami sesuatu masalah atau mempelajari sesuatu.	TS	SS	HS	S	SgtS
Q38	Saya menghadapi kehidupan sehari-hari dengan tenang walupun berada dalam keadaan sulit.	TS	SS	HS	S	SgtS
Q39	Saya senantiasa mengkaji sesuatu masalah terlebih dahulu secara teliti untuk mencari jalan penyelesaian yang terbaik di masalah itu	TS	SS	HS	S	SgtS
Q40	Saya peka terhadap perasaan orang lain.	TS	SS	HS	S	SgtS
Q41	Saya menghargai pandangan dan perasaan orang lain.	TS	SS	HS	S	SgtS
Q42	Saya tahu bagaimana menggunakan kemampuan dan potensi diri untuk berhasil.	TS	SS	HS	S	SgtS
Q43	Saya bisa mengungkapkan hasrat, keinginan dan pandangan saya terhadap sesuatu yang saya kehendaki dan tidak kehendaki.	TS	SS	HS	S	SgtS
Q44	Saya dapat mengontrol diri dalam keadaan dan situasi apapun.	TS	SS	HS	S	SgtS
Q45	Apabila menghadapi kesulitan, saya menerima nasihat dan bantuan dari orang lain tentang apa yang seharusnya saya lakukan.	TS	SS	HS	S	SgtS
Q46	Saya menyayangi orang lain seperti saya menyayangi diri saya sendiri.	TS	SS	HS	S	SgtS

SPEAKING TEST (READ-ALoud TASKS)

The passage is adopted from Longman TOEFL Test (2001).

Instruction : Read the text carefully and record it.

Scale : Pronunciation (5-4-3-2-1) and **fluency** (5-4-3-2-1).

CARBON TETRACHLORIDE

Carbon tetrachloride is a colorless and inflammable liquid that can be produced by combining carbon disulfide and chlorine. This compound is widely used in industry today because of its effectiveness as a solvent as well as its use in the production of propellants. Carbon tetrachloride has been banned for home use. In the past, carbon tetrachloride was a common ingredient in cleaning compounds that were used throughout the home, but it was found to be dangerous: when heated, it changes into a poisonous gas that can cause severe illness and even death if it is inhaled. Because of this dangerous characteristic, the United States revoked permission for the home use of carbon tetrachloride in 1970. The United States has taken similar action with various other chemical compounds.

Note: 129 words.

APPENDIX II

A. The result of emotional quotient and speaking ability

NO	NAMA	X (EMOTIONAL QUOTIENT)	Y (SPEAKING)	X ²	Y ²	XY
1	AKK	98	90	9604	8100	8820
2	AM	57	50	3249	2500	2850
3	AMA	51	65	2601	4225	3315
4	AMM	58	45	3364	2025	2610
5	AR	63	60	3969	3600	3780
6	ARNP	95	95	9025	9025	9025
7	EF	65	65	4225	4225	4225
8	FF	65	70	4225	4900	4550
9	JL	66	70	4356	4900	4620
10	KAF	95	80	9025	6400	7600
11	KN	88	80	7744	6400	7040
12	LZ	67	70	4489	4900	4690
13	MFA	96	80	9216	6400	7680
14	MJ	96	90	9216	8100	8640
15	MM	60	60	3600	3600	3600
16	NAF	60	70	3600	4900	4200
17	NAN	60	70	3600	4900	4200
18	NAP	89	80	7921	6400	7120
19	NFR	66	70	4356	4900	4620
20	NM	97	90	9409	8100	8730
21	NMA	66	70	4356	4900	4620
22	NS	59	65	3481	4225	3835
23	NST	97	95	9409	9025	9215
24	PZ	93	95	8649	9025	8835
25	QAH	57	65	3249	4225	3705
26	RM	61	65	3721	4225	3965
27	SIW	48	45	2304	2025	2160
28	SN	55	50	3025	2500	2750
29	SR	51	45	2601	2025	2295
30	SS	67	80	4489	6400	5360
Σ	N: 30	2146	2125	162.078	157.075	158.655

B. The result of emotional quotient

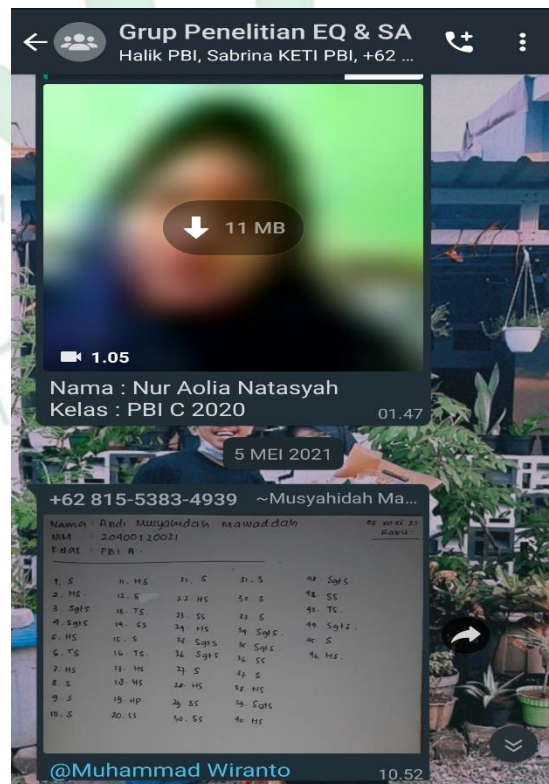
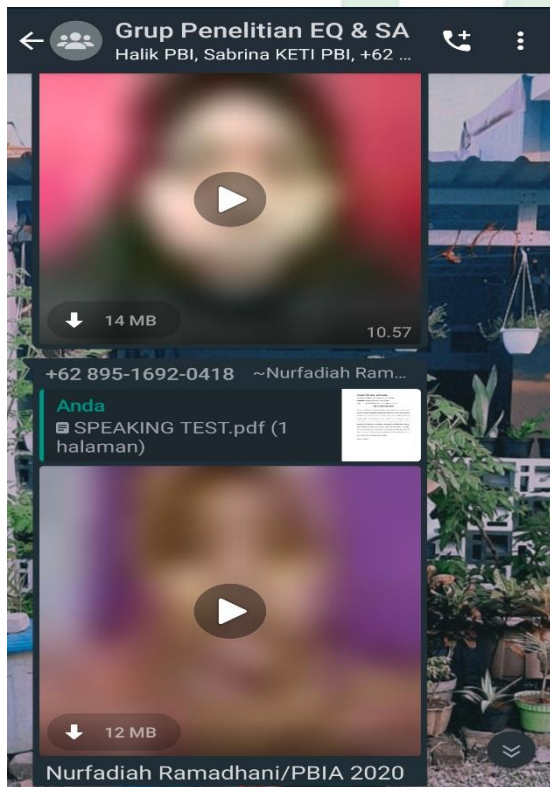
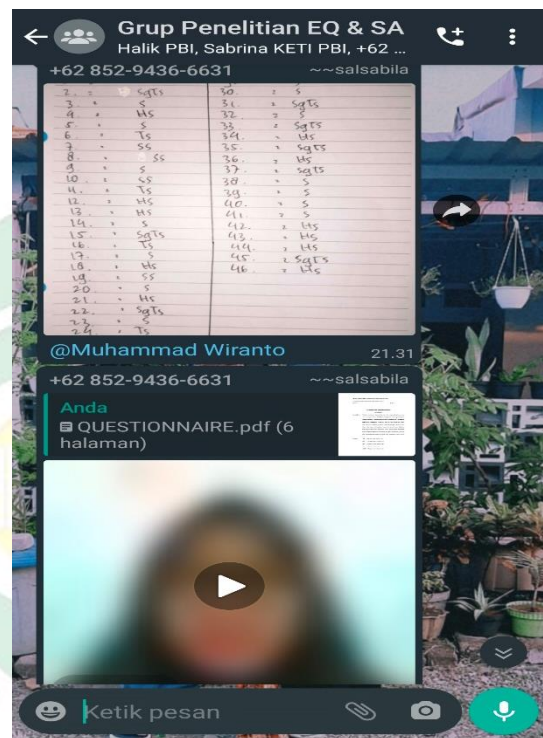
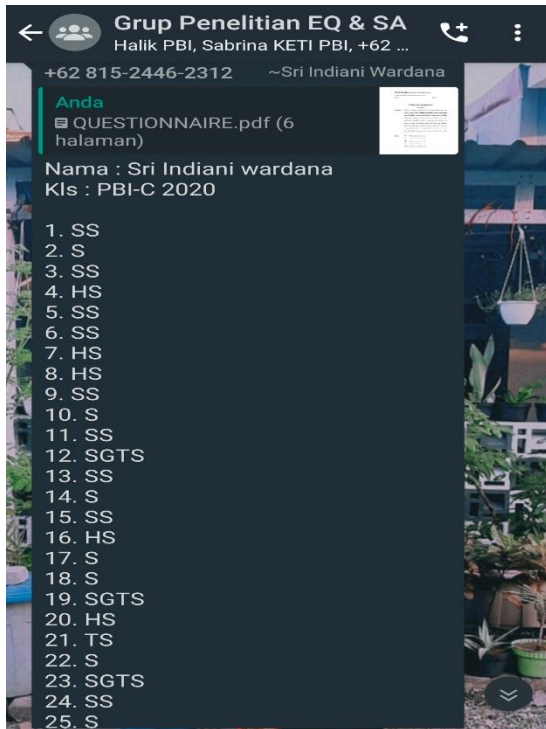
NO	NAMA	I	II	III	IV	V	VI	VII	H	EI SCORE	(x100) (:4)	CATEGORY
1	AR	1,77	2,25	1,8	3,8	2,25	2,25	3,5	2,57	2,51	63	AVERAGE
2	MM	2,11	2,37	2,4	3,4	1,75	3	1,75	1,57	2,39	60	AVERAGE
3	SIW	2,44	2,25	1,8	1,8	1,25	0,75	3	1,42	1,89	48	AVERAGE
4	SN	2,44	1,62	2,8	2,4	1	1	4	2	2,18	55	AVERAGE
5	KN	3,44	3,5	3,4	3,2	3,5	3,9	3,75	2,71	3,52	88	HIGH
6	LZ	2,33	2,25	2	3,4	2,5	3	3,25	2,28	2,67	67	AVERAGE
7	NAP	3,66	3,25	3,89	3,8	3,2	3,3	3,95	1,85	3,57	89	HIGH
8	NS	2,55	2,25	2,4	2	1,5	2	3,75	2	2,35	59	AVERAGE
9	ARNP	2,77	2,87	2,8	3,2	2	3	3,75	2,17	3,81	95	HIGH
10	RM	2,55	2,12	2,8	2,6	2,25	2	2,75	2,14	2,43	61	AVERAGE
11	AM	1,77	3,12	1,8	2,4	2,25	1,5	3	2	2,26	57	AVERAGE
12	JL	2,11	2,25	2,2	3	2,75	3	3	1,85	2,61	66	AVERAGE
13	PZ	3,77	3,65	3,8	3,82	3,75	3,9	3,45	1,14	3,73	93	HIGH
14	NST	3,86	3,92	3,8	3,8	3,95	3,75	3,97	2,57	3,86	97	HIGH
15	EF	1,88	2,87	3,2	2,6	1,75	2,25	3,5	2	2,57	65	AVERAGE
16	QAH	2,22	2,5	2,2	3	1,75	1,25	3	1,14	2,27	57	AVERAGE
17	AMA	2,22	1,62	2	3	1	2,25	2	2	2,01	51	AVERAGE
18	NMA	1,77	1,87	3,6	2,4	2,5	3	3,25	1,85	2,62	66	AVERAGE
19	MJ	3,91	3,9	3,86	3,8	3,89	3,85	3,75	2,42	3,85	96	HIGH
20	SR	2	1,75	2,4	2	1,25	2,25	2,5	2	2,02	51	AVERAGE
21	NM	3,86	3,82	3,94	3,8	3,92	3,75	4	2,71	3,87	97	HIGH
22	NAN	2,1	2,25	1,6	3,4	2,25	2,75	2,5	1,85	2,40	60	AVERAGE
23	AMM	3	1,5	2,4	2,2	1,75	3	2,25	1,57	2,30	58	AVERAGE
24	NFR	3,22	1,5	2,6	2,4	2,25	2,75	3,75	2,14	2,63	66	AVERAGE
25	NAF	2,55	2,25	2,8	2,6	1,25	2,25	3	2,57	2,38	60	AVERAGE
26	FF	2,11	2,25	3	2,4	3,25	2	3,25	2	2,60	65	AVERAGE
27	KAF	3,75	3,85	3,67	3,8	3,65	3,95	4	2,71	3,81	95	HIGH
28	SS	2	2,87	3	3	2,5	3	2,5	1,85	2,69	67	AVERAGE
29	MFA	3,88	3,72	3,9	3,87	3,95	3,6	3,85	2,57	3,82	96	HIGH
30	AAK	3,85	3,92	3,82	4	4	3,95	3,85	2,85	3,91	98	HIGH

M A K A S S A R

	N	Range	Minimum	Maximum	Sum	Mean
USMEQ-i Valid N (Listwise)	30	2,02	1,89	3,91	85,53	2,85

APPENDIX 3

Documentation



CURRICULUM VITAE



Muhammad Wiranto was born in Polewali Mandar, West Sulawesi, on February 9th 1999. He is the first son of two siblings of Rasdin T. and Hj. Mardawiah. The researcher got his first education at SDN 007 Sabang Subik and graduated in 2011. Then, he continued his study at MTs Nuhiyah Pambusuang and graduated in 2014. After that, he entered MA Nuhiyah Pambusuang to continue his senior high school. He graduated and enrolled as a university student at Alauddin State Islamic University of Makassar to continue his study on English Education Department in 2017.

STATE ISLAMIC UNIVERSITY
ALAUDDIN
M A K A S S A R