

**THE EFFECTIVENESS OF USING PICTURE SERIES IN TEACHING  
WRITING NARRATIVE TEXT TO THE FIRST YEAR STUDENTS  
AT MAN 1 MAKASSAR**



UNIVERSITAS ISLAM NEGERI  
**ALAUDDIN**  
MAKASSAR

**A Thesis**

**Submitted in Partial Fulfillment of the Requirements for the Degree of  
Sarjana Pendidikan in English Education Department of  
Tarbiyah and Teaching Science Faculty of  
UIN Alauddin Makassar**

**By:**

**Wiwi Satriani**

**Reg. Number: 20400115033**

**ENGLISH EDUCATION DEPARTMENT  
TARBIYAH AND TEACHING SCIENCE FACULTY  
ALAUDDIN STATE ISLAMIC UNIVERSITY OF MAKASSAR  
2021**

## PERNYATAAN KEASLIAN SKRIPSI

Mahasiswa yang bertandatangan dibawah ini:

Nama : Wiwi Satriani

Nim : 20400115033

Tempat, Tanggal Lahir : Pare-pare, 25 Oktober 1997

Jur/Prodi/Konsentrasi : Pendidikan Bahasa Inggris

Alamat : Perumahan Cita Alam Lestari

Judul : *“The Effectiveness of Using Picture Series in Teaching Writing Narrative Text to the First Year Students at MAN 1 Makassar”*

Menyatakan bahwa skripsi ini benar adalah karya hasil penulis sendiri. Jika dikemudian hari terbukti bahwa ia merupakan duplikat, tiruan, atau dibuat oleh orang lain sebagian atau seluruhnya, maka skripsi dan gelar yang diperoleh karenanya batal demi Hukum.

Gowa, 20 Agustus 2021

Penyusun,



**Wiwi Satriani**

NIM: 20400115033

## PERSETUJUAN PEMBIMBING


Pembing penulisan skripsi saudari **Wiwi Satriani, NIM: 20400115033**, mahasiswa Jurusan Pendidikan Bahasa Inggris Fakultas Tarbiyah dan Keguruan UIN Alauddin Makassar setelah dengan seksama meneliti, dan mengoreksi skripsi yang bersangkutan dengan judul *“The Effectiveness of Using Picture Series in Teaching Writing Narrative Text to the First Year Students at MAN 1 Makassar”*, memandang bahwa skripsi tersebut telah memenuhi syarat-syarat ilmiah dan dapat disetujui untuk diajukan ke sidang munaqasyah.

Dengan demikian persetujuan ini diberikan untuk dipergunakan dan diproses selanjutnya.

Gowa, 11 Agustus 2021

Pembimbing I

Pembimbing II



**Dr. Hj. Mardiana, M.Hum.**  
NIP. 19690815 199903 2 001



**Dra. Hj. St. Azisah, M.Ed.St., Ph.D.**  
NIP. NIP. 19671231 199303 2 016

## PENGESAHAN SKRIPSI

Skripsi berjudul "The Effectiveness of Using Picture Series in Teaching Writing Narrative Text to the First Year Students at MAN 1 Makassar", yang disusun oleh **Wiwi Satriani, NIM 20400115033**, mahasiswa Jurusan Pendidikan Bahasa Inggris Fakultas Tarbiyah dan Keguruan UIN Alauddin Makassar, telah diuji dan dipertahankan dalam sidang munaqasyah yang diselenggarakan pada hari **Jumat**, tanggal **20 Agustus 2021 M.** bertepatan dengan tanggal **12 Muharram 1443 H.**, dinyatakan telah dapat diterima sebagai salah satu syarat untuk memperoleh gelar Sarjana dalam Ilmu Pendidikan, Jurusan Pendidikan Bahasa Inggris dengan beberapa perbaikan.

Gowa, 20 Agustus 2021 M.

12 Muharram 1443 H.

**DEWAN PENGUJI:**  
**Nomor SK Munaqasyah: 2737**

Ketua Sidang : Dr. Sitti Nurpahmi, S.Pd., M.Pd.

(..... نور .....

Sekretaris Sidang : Ahmad Munawir, Lc., M.Pd.I<sup>NEGERI</sup>

(.....

Penguji I : Dr. Kamsinah, M.Pd.I

(.....

Penguji II : Dr. H. Abd. Muis Said, M. Ed., M.TESOL

(.....

Pembimbing I : Dr. Hj. Mardiana, M.Hum.

(.....

Pembimbing II : Dra. Hj. Siti Azisah, M. Ed.St, Ph.D.

(.....

Diketahui oleh:  
Dekan Fakultas Tarbiyah dan Keguruan  
UIN Alauddin Makassar, A



Dr. H. Y. Marjuni, S.Ag., M.Pd.I  
NIP. 19781011 200501 1 006

## ACKNOWLEDGEMENTS

*Alhamdulillah Robbil 'Alamin*, all praises be to Allah, the single power, the lord of the universe, master of the day of judgement, God almighty, for all blessing and mercies so the researcher was able to finish this thesis entitled “***The Effectiveness of Using Picture Series in Teaching Writing Narrative Text to the First Year Students at MAN 1 Makassar***”. Peace and salutation be upon to Prophet Muhammad SAW, the great leader and good inspiration of world revolution.

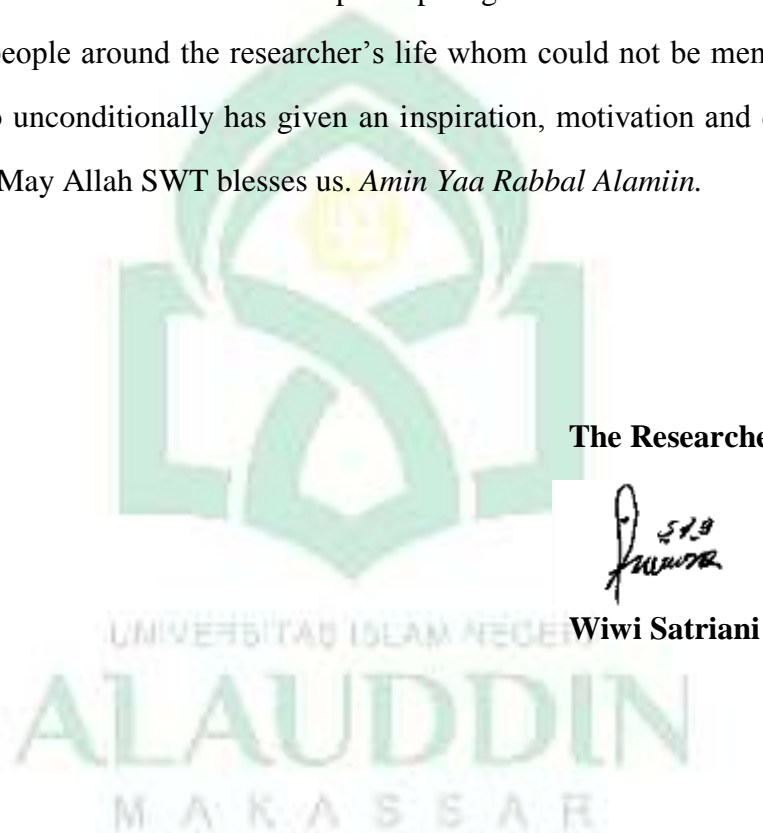
The researcher is sure that this thesis would not completed without any supports and guidance from numbers of people, their assistance, direction, sacrifice, guidance and praying will be appreciated. Therefore, the researcher would like to adress her acknowledgements to:

1. The researcher’s pleasure parents, **H. Ukkas Side** and **Hj. Imini, A.md. Keb.** as the best the researcher’s beloved parents who always gives the warmest hug, unlimited love, wise motivation, great attention, care, support and be the best inspiration for the researcher. The parents who have the great patience, love and encouragement to their children, love you so greatly.
2. **Prof. Hamdan Juhanis, MA., Ph.D.** the Rector and all the Vice Rectors of Alauddin State Islamic University of Makassar.
3. **Dr. H. Marjuni, M.Pd.I.** the Dean and all the Vice Deans of Tarbiyah and Teaching Science Faculty of Alauddin State Islamic University of Makassar.
4. **Dra. Hj. St. Azisah, M.Ed.St., Ph.D.** the Head of English Education Department and also as the second consultant. **Dr. Sitti Nurpahmi, M.Pd.** the Secretary of English Education Department of Tarbiyah and Teaching Science Faculty of

Alauddin State Islamic University of Makassar. Respectively, a profound thanks the researcher address to them for multitude of lesson, guidance and suggestion.

5. **Dr. Hj. Mardiana, M.Hum.** as the first consultant thanks for giving a valuable time and patience, advice, support during the assistance and guided the researcher in completing the thesis.
6. **Dr. Kamsinah, M.Pd.I** as the first consultant and **Dr. H. Abd. Muis Said. M.Ed., M.TESOL** as the second examiner thanks for giving advice, criticism and suggestion for the researcher in completing the thesis.
7. All of **the Lecturers** of Tarbiyah and Teaching Science Faculty of Alauddin State Islamic University of Makassar, for their multitude of lesson, support and assistance during the research studies. **Juhdah Ulwiah, A.Md, Indy Trini Humaerah, S.Pd.** and **Nur Ima, S.Pd., M.Hum.**, the Staff of the faculty who help the researcher for the administrative affairs.
8. The researcher's beloved family member as well as brother **Adriasmika**, Sister **Armayani, S.tr. Keb.**, younger brother **Muh. Reihan**, sister in law **Suriana** thanks for the motivation and support and cousin, **Anggum Ashari** who accompanies and helps the researcher in completing the thesis.
9. The researcher's second mother, **Haerati** who gives her heart to take care the researcher.
10. The researcher's friends and senior in IKA Alwasilah Lemo, who have given the support and motivation.
11. The researcher's best Friends, **Jamila, Fadliah, Maryam, Rezki and Widya** who have given laugh, happiness, joy motivation and support to the resercher during the research process.

12. The researcher's best friends, students of PBI 1.2 and PBI 3.4 2015, **LINGUIST** who willingly help and motivate the researcher during the researcher process.
13. The researcher's English meeting club. **New Generation Club (NGC)**, the place that gives a chance to the researcher for learning and sharing everything.
14. The Headmaster, the English teacher, and the students of MAN 1 Makassar who sacrificed their time and activities for participating of this research.
15. All of the people around the researcher's life whom could not be mentioned one by one who unconditionally has given an inspiration, motivation and do'a to the researcher. May Allah SWT blesses us. *Amin Yaa Rabbal Alamiin.*



**The Researcher**



**Wiwi Satriani**

## TABLE OF CONTENTS

<b>TITLE PAGE .....</b>	<b>i</b>
<b>PERNYATAAN KEASLIAN SKRIPSI.....</b>	<b>ii</b>
<b>PERSETUJUAN PEMBIMBING.....</b>	<b>iii</b>
<b>PENGESAHAN SKRIPSI.....</b>	<b>iv</b>
<b>ACKNOWLEDGMENTS .....</b>	<b>v</b>
<b>TABLE OF CONTENTS.....</b>	<b>viii</b>
<b>LIST OF TABLES .....</b>	<b>xi</b>
<b>LIST OF APPENDICES.....</b>	<b>xii</b>
<b>ABSTRACT.....</b>	<b>xiii</b>
<b>CHAPTER I INTRODUCTION</b>	
A. Background .....	1
B. Research Problem .....	4
C. Research Objective.....	4
D. Research Significance .....	4
E. Research Scopes.....	5
F. Operational Definition of Terms .....	5
<b>CHAPTER II REVIEW OF RELATED RETURATURE</b>	
A. Previous Related Research findings .....	6
B. Some pertinent Ideas .....	8
1. Writing .....	9



2. Narrative text.....	10
3. Picture Series.....	12
C. Theoretical Framework .....	16
D. Hypotheses .....	17
<b>CHAPTER III RESEARCH METHODOLOGY</b>	
A. Research Design.....	18
B. Population and Sample.....	19
C. Research Variables .....	20
D. Research Instruments .....	21
E. Data Collection Procedures .....	21
F. Data Analysis Technique.....	23
<b>CHAPTER IV FINDING AND DISCUSSION</b>	
A. Findings .....	29
B. Discussion .....	41
<b>CHAPTER V CONCLUSION AND SUGGESTION</b>	
A. Conclusion.....	44
B. Suggestion .....	45
<b>BIBLIOGRAPHY .....</b>	<b>47</b>
<b>APPENDICES .....</b>	<b>50</b>
<b>CURICULUM VITAE.....</b>	<b>79</b>

## LIST OF TABLES

Table 1	The Students' score pre-test and post-test in experimental group.....	29
Table 2	Frequency and percentage of score experimental class in pre-test....	31
Table 3	Frequency and percentage of score experimental class in post-test ..	32
Table 4	The mean score and standard deviation of experimental group .....	33
Table 5	The students' score pre-test and post-test in controlled group.....	33
Table 6	Frequency and percentage of score controlled group in pre-test.....	35
Table 7	Frequency and percentage of score controlled group in post-test .....	36
Table 8	The mean score and standard deviation of controlled group .....	37
Table 9	Descriptive analysis scores experimental and controlled group .....	38
Table 10	One-Sample Kolmogorov-Smirnov Test.....	39
Table 11	Paired Samples Test.....	40



## LIST OF APPENDICES

Appendix I	Lesson Plan .....	50
Appendix II	Research Instrument Pre-test.....	55
Appendix III	Research Instrument Post-test .....	56
Appendix IV	Teaching Materials.....	57
Appendix V	List of Participants.....	68
Appendix VI	The distribution of T-table .....	69
Appendix VII	Surat Izin Penelitian .....	70
Appendix VIII	Surat Izin Penelitian KEMENAG.....	71
Appendix VI	Surat Keterangan Selesai Meneliti.....	72
Appendix VII	Validasi Instrumen .....	73
Appendix VIII	Documentation .....	74

## ABSTRACT

**Name** : Wiwi Satriani  
**Reg. Number** : 20400115033  
**Faculty** : Tarbiyah and Teaching Science Faculty  
**Title** : *The Effectiveness of Using Picture Series in Teaching Writing Narrative Text to the First Year Students at MAN 1 Makassar*  
**Consultant 1** : Dr. Hj. Mardiana, M. Hum.  
**Consultant 2** : Dra. Hj. St. Azisah, M.Ed.St., Ph.D.

---

The aim of this research is to find out the effectiveness of using picture series in teaching writing narrative text to the first year students at MAN 1 Makassar. The research problem of this research “To what extent is the use of picture series effective in teaching writing narrative text to the first year students at MAN 1 Makassar”.

This research is quasi-experimental research that is conducted at MAN 1 Makassar. The population of this research is 439 students in the first year of MAN 1 Makassar. The researcher uses purposive sampling technique in selecting the sample. The sample of this research is consisted of 79 students which divide into X MIA 1 as the experimental class and X MIA 2 as the controlled class. The data collection procedures is conducted by giving pre-test, treatment and post-test. In the first meeting, the researcher gives pre-test. Treatment is conducted by teaching narrative text using picture series in the experimental class which took six times meeting. The controlled class and experimental class are taught the same topic of narrative text. In the last meeting, the researcher gives post-test.

The data is analyzed by using SPSS to know the research finding. The research findings shows that the first year students at MAN 1 Makassar obtain score on pre-test with the mean score 58.60. After giving treatment the students obtain improvement, they gain score with the mean score 78.67 as good classification. The result of the data analysis indicate that picture series is effective on the students writing narrative text after being taught using picture series. It is proved by the result of the statistical analysis of the level significance 0.05 with degree of freedom (df) 38 indicated t-test values of the students’ writing narrative text (3.293) is higher than t-table value (2.024). The effectiveness of picture series also can be seen from the effectiveness test. Afterwards, the results of the test is 0.47 ( $R < 1$ ).

Based on the result of analysis, the researcher concludes that the use of picture series is effective in writing narrative text to the first year students at MAN 1 Makassar. The researcher finds that picture series helped the students’ in generating ideas when they get difficulties in writing narrative text. It shows that picture series can be an effective media in writing narrative text.

## **CHAPTER I**

### **INTRODUCTION**

This chapter provides the research introduction which consists of background, research problem, research objectives, research significances, research scopes, and the operational definition of term.

#### ***A. Background***

Writing is the organized of words that is used to deliver or to express a message. Students need to learn about writing to express the idea in their mind to the others through the organized of words. This is supported by Brown (2001) who stated that writing is a thinking process of ideas, experiences and feeling in written form. Students can express their idea on written form to make the reader understand and catch the message. The ideas can be delivered by a text and one of the text is narrative text.

Narrative text is the text that is used to deliver an imaginative story or fantasy story that aims to entertain the reader. The main story of narrative text could be from author's imagination (fiction), a real event in the past (fact) or even the combination of both. The example of this text is the fairy tale.

The students of senior high school should be able to identify social function, generic structure and linguistic feature of text. The students are expected to produce short spoken and written text (Kemendikbud, 2016). It means that writing has important role in English teaching.

Teaching writing is essential, as Allah *Subhana wa Ta'ala* mentions in the holy *Qur'an* Al-alaq chapter number 96 verse 4-5

الَّذِي عَلَّمَ بِالْقَلَمِ (٤) عَلَّمَ الْإِنْسَانَ مَا لَمْ يَعْلَمْ (٥)

“4. Who has taught by the pen. 5. He has taught the human being what he did not know” (QS. Al-alaq/96:4-5)

The verse above informs that Allah taught humans to use *qalam*, the pen to record the acquired knowledge that was given by Allah. The use of pen makes us to know what we did not know before through the writing that we read. It showed that Allah does not only order humans for reading but also writing. In conclusion, teaching writing is one of the important parts in learning process to increase our knowledge.

Although students should learn all skill in senior high school, they are still less interested in writing because most of the students got difficulties in writing, especially in generating ideas. As a result the students cannot find their idea before doing writing task. As Purba (2018) said that writing is the process of conveying ideas in the written form. When the idea is not generated well, the students will get difficulties in writing process and will not be able to convey their idea in the written form well.

The Students could not directly find the idea for their writing when the teacher asks the students to write something without preparation. For this reason, the teacher need to use a creative strategy to guide students in writing. Because writing is not the simple thing to do. It involves some language components such as content, organization, vocabulary, grammar and mechanic. Those components will not be

developed and organized well in paragraph without finding and organizing the idea before.

A great media is needed to make student more interesting to every kinds of writing to their ability in writing. Some students got difficulties in improving and conveying their ideas when they are assigned in writing, especially in narrative text. As Linggarni (2021) stated that media is a form used in conveying messages and ideas that can be an effective way to understand things.

Based on preliminary research, the researcher found that the Students of MAN 1 Makassar is the example of this problem, generating idea is the most difficult thing in writing narrative text. The students interest in writing is lower than other skill because they cannot find and develop their idea that make them confused and lose their interest in writing. Due to this problem, teacher needs a media for helping students to find and to develop their idea into paragraph of their writing.

Picture series is considered as one of the effective ways in teaching writing. Picture series is the interesting way to solve students' problem in writing narrative text. It allows students to think about the idea easily, because the picture will be the media to guide students to visualize the ideas that related to their writing that will be put in paragraph. It is supported by Erni Setyowati (2015) who stated that picture series is the alternative way in writing to help students to find their idea in making a story. It is also expected to enable students to create a coherent and cohesive paragraph as the requirement of narrative text.

The students should have good ability in writing because they already learned English for several years starting from elementary school. They should not lose their interest in writing while thinking that they got difficulties in finding and develop the

ideas into written text. Therefore, an appropriate way is needed to guide students in writing narrative text.

Based on the statements above, the researcher takes the title of this study as: “The Effectiveness of Using Picture Series in Teaching Writing Narrative Text to the First Year Students at MAN 1 Makassar”. It aims to find out the effectiveness of the use of picture series in writing narrative text.

### **B. *Research Problem***

Based on the background above, the researcher states the research problems of this research, as follow: “To what extent the use of picture series effective in teaching writing narrative text to the first year students at MAN 1 Makassar?”

### **C. *Research Objective***

Based on the research problems, the objectives of the research as follows: “To find out the effectiveness of the use of picture series in writing narrative text to the first year students at MAN 1 Makassar.”

### **D. *Research Significances***

This research has theoretical and practical significance. It brings advantages for students and the teacher. The output of this research is highly expected to carry out some significances of teaching and learning writing as follows:

Theoretically, the researcher hopes that the finding of the research can be contribute scientific proof to existence of theory related to teaching and learning writing by using picture series. Besides, readers can receive a lot of knowledge related to this research and it can be reference for the other researcher.

Practically, The finding of this research is expected to give more knowledge about how to teach writing to the students by using picture series. This research is



expected to help teacher to conduct teaching and learning process in a interesting way and to give significance to the students' skill in writing Narrative text.

### ***E. Research Scopes***

Research scope provides the variables that is used in this research. The researcher limits this research by using picture series in teaching writing narrative text. The material is writing narrative text about fairy tale. The subject of this research is the first year students of MAN 1 Makassar.

### ***F. Operational Definition of Terms***

To avoid misunderstanding, in this section the researcher presents some definitions of term that is used in this research:

#### **1. Narrative Text**

Narrative text is a series of connected events that is usually imaginative story that aims to entertain the reader. This narrative text will focus on narrative-fairy tales that are found from the oldest stories ever told.

#### **2. Picture Series**

Picture series is a media that contains some sequent pictures about an activity to guide students to visualize the story.

## **CHAPTER II**

### **REVIEW OF RELATED LITERATURE**

This chapter provides information about the literature review which deals with previous related research findings, pertinent ideas, theoretical framework and hypothesis

Literature review provides the theory and related research finding that has a similarity with the research. A theory is a set of systematically interrelated concepts, definition, and proposition that are advanced to explain and predict phenomena (fact) (Cooper & Schidler in Sugiyono, 2017).

#### ***A. Previous Related Research Findings***

This section, the researcher tries to present the review of several related literatures dealing with some related research finding. Many researches have been done by the researchers related to the use of strategies, approaches, methods, techniques, or media in teaching the students to improve their writing ability. Some of them are mentioned as follows:

Linggarni (2021) on her research article entitled picture series revealed students' ability in writing narrative text to the junior high school. The result showed that there was significance difference of students' score in pre-test and post-test. The score that has been collected from this research was pre-test (2386) and post-test (2847). The students' mean post-test score (81.34) was higher than the pre-test score (67.66).

This research was pre-experimental research because the student was taught by using picture series in one experimental class. It can be concluded that there was an effect on students' writing after using picture series as media during the pre-experimental research.

Sasdillah (2020) examined the use of picture-cued story sequence in teaching writing skills for the first grade students at MA Madani Alauddin. The result showed that there was significant difference between students' writing skill from p re-test to the post-test after giving the treatment. The result of the data analysis showed that the t-test (5.022) was higher than t-table value (2.000). It means that the use of picture-cued story was effective to improve the Students writing skill.

Wening (et al, 2017) examined the effect of using picture series on Indonesian EFL Students' writing ability across learning styles. The picture series that was used in this research were Students' own photographs to write recount text since it could tell students' own experience. The result showed that the students who were taught using picture series had better writing ability than those who were taught without using picture series.

In writing, students need to express their idea imaginatively, make cohesive and coherence writing and also make series events which is constructed in a chronological order. But the problem is every student will get problem in finding or creating their idea. Therefore, the strategy is needed to solve the problem. This research has been proved the picture series as an effective strategy in helping students' ability in writing.

Syaputri (2016) has conducted quasi experimental research at SMPN 01 Tanjung Raya to find the significant difference of students' vocabulary achievement by using picture series. The result showed that there were significant difference between the class control and experimental class. It showed the score of post-test of experimental class who were taught by using picture series is higher than the score of class control which were taught without using picture series.

Based on the statistical analysis, the result showed that the t-value was 6.544 higher than the t-table 1746.

Furhermore, Gutierrez (et al, 2015) has conducted research on the use of pictures series technique to develop EFL narrative writing among a group of ninth grade at institucion Educativa Simon Arujo. The picture series were implemented to experimental group and the result showed that the use of picture series improved the overall growth of writing skills, especially in the areas of transition or logical sequence and idea exposure.

Based on the previous research above, it showed that a picture series was effective for helping students to improve their English skill. The similarity of this research with the previous research is the use the picture series and other media in teaching. The difference is the subject and the focus of the research. The subject of this research was the students of senior high school. While in the previous research, the subject was students of junior high school. In addition, some of the previous research focus on writing narrative text using photographs, picture-cued and also measuring and improving students' vocabulary achievement. While this research focus on the use of picture series in writing narrative text.

### ***B. Some Pertinent Ideas***

This part will explain some pertinent ideas related to wiring, narrative text and picture series.

#### 1. Writing

##### a. The Definition of Writing

Writing is one of the productive skills of English language that allow the students to express and to develop their own idea in a written form. According to Harmer (2007) writing has always formed part of the syllabus in teaching of

English. Brown (2003) stated that writing is a thinking process of ideas, feelings and experiences in the written form.

Richards and Renandya (2002) also stated that there are three stages in writing process, as follows:

- 1) Planning, this stage encourages students to write.
- 2) Drafting, this stage focuses on the fluency of writing and is not pre occupied with grammatical accuracy of the draft.
- 3) Revising, this stage encourages the students to revise through collaborative writing.

b. Macro and Microskills of Writing

Brown (2003) stated that there are two categories of writing skill, namely macroskills and microskills. The microskills apply more appropriately to imitative types of writing task. Meanwhile the macroskills are essential for the successful mastery of responsive writing.

The microskills consists of producing graphemes and orthographic patterns of English, producing writing at an efficient rate of speed to suit the purpose, producing an acceptable core of words and use appropriate word order patterns, using acceptable grammatical systems, patterns, and rules, expressing a particular meaning in different grammatical forms and using cohesive devices in written discourse.

The macroskills consists of using the rhetorical forms and conventions of written discourse, appropriately accomplishing the communicative functions of written texts according to form and purpose, conveying links and connections between events, distinguishing between literal and implied meanings when writing, correctly conveying culturally specific references in the context of the written text and developing and using a battery of writing strategies.

### c. Types of Writing Performance

According to Brown (2003) there are four types of writing performance. The types of writing performance have different level in every types. Those four types of writing performance are imitative, intensive, responsive and extensive.

Imitative writing focuses on forming letters, words and simple sentence. The next level is intensive writing. It is more focus to produce language to display their competence in grammar, vocabulary or sentence formation and not to necessarily to convey meaning for authentic purpose. Responsive writing is focus on choosing vocabulary and grammar, convention of paragraphs structure the connection of ideas. Extensive writing implies succesfull managment of all the process and strategies of writing for all purposes, up to the length of an essay, a term paper, major research, project report or even a thesis.

The types that includes narrative text is responsive writing. This type is the task that requires students to commit at a limited discourse level, connecting sentences into a paragraph and creating a good connected sequence of two or three paragraphs.

## 2. Narrative Text

### a. The Definition of Narrative Text

Narrative text is one of the kinds of text in writing that has sequel events in telling story, and all the components related to each other, such as, the theme, setting, plot, events, and characters. It is based on Rebecca (2003), Narrative Text is a text, which relates a series of logically, and chronologically related events that are experienced or caused by factors. Furthermore, she states that a key to comprehending a narrative is a sense of plot, of theme, of characters, and of events, and of how they relate.

Ika (2014) stated that narrative texts is concerning with a story. Narrative text is kind of genre which has social function to amuse or entertain the readers and to deal with actual or vicarious experience in different ways, narrative deals with problematic events which lead to a crisis or a turning point of some kind, which in turn finds a resolution. The ending of the story in narrative text can be happy or sad ending but the important thing is the story conveys a moral lesson to the reader. It also aimed to entertain the reader with the interesting and beneficial story. It is supported (Mahendra and Rusdi, 2014) stated that main purpose of narrative text is to entertain the readers.

To summarize, based on the definitions of narrative text above showed that narrative text has purpose to entertain the readers and also give the moral value for the reader from the story of the narrative text.

#### b. Generic Structures of Narrative Text

According to Anderson , there are some generic structures of narrative text, such as:

##### 1) Orientation

Orientation of the story is the first part in narrative text. This part introduces some important information related to the story. Also, in this paragraph the narrator tells to the audience about who is in the story, when it is happening, where it is happening and what is going on. These informations are told clear and briefly. Therefore, by telling the orientation the readers will understand about the background information.

##### 2) Complication

Then, after telling the orientation of the story, the narrator continues to tell the complication of the story. This part shows how the narrator starts to narrate about something that will begin a chain of events. These events will affect one or

more of the characters. In other word, the complication can be said as the trigger of the story.

### 3) Sequence of Events

This is the part where the narrator tells how the characters react to the complication. It includes their feelings and what they do. This event can be told in chronological order (the order in which they happen) or with flashbacks. The audience is given the narrator's point of view.

### 4) Resolution

After narrating the chronological events of the story, the narrator tells about the solution of the problems happen. It means that complication is sorted out or the problems.

## 3. Picture Series

### a. Media

Based on the Wikipedia, media is the outlets or tools that are used to store and deliver information or data. It supported by Sadiman (2005) who stated that media is anything that can be used to deliver messages from the sender and receiver. It can stimulate the thoughts, feelings, interests and concerns in such as a way that learning occurs.

Kulsum (2015) also stated that media is helpful to anybody who had spoken or unspoken words to deliver, also media can be valid argumentation rather than of language. Media also included many things such give people more effective way to understand things, lesson, and teaching something. Generally, media is often used because it makes it easier to convey information, both written and unwritten.

Mateer, at al 2018 stated that using media has several benefits to enhance teaching and learning, such as engages students, aids student retention of



knowledge, motivates interest in the subject matter and illustrate the relevance of many concept. Media can be used to stimulate students' interest and develop knowledge of the material being taught.

In general Kaharuddin, at al (2020) stated that learning with media has several benefits that can be gained in the learning process; to name a few, more interesting activities, more interactive classroom environment, reduced teaching time, improved quality of student learning, increased amount of time spent on the learning process, as well as better and more positive attitudes of learners toward learning. Therefore, the researcher concludes that media is all components which can be used to transfer information and conveying message from the sender to the receiver, so it can make a stimulus of mind, sense, attention and will which can make an effective learning process.

According to the whole explanation, picture includes one kind of media which is a visual form of a series of objects or events. The media used is picture series as a form to make it easier for students and efficient to make learning more interesting. The presence of picture series also affects students in learning to develop their idea by visualizing and creating a sentence easily. In learning process, the teacher aims to deliver and explain the material by detail. Include a media to learn about students in order to make the learning process in the class more fun and easy to understand. Media serve a variety of roles in education. Their primary role is to facilitate students in learning.

It is supported by Wright who stated that picture have major role to play in the development of students skills. The reasons are pictures can represent or contribute much to the creation of contexts in the classroom and pictures provide an opportunity for non-verbal response. In learning, students often feel bored with standard material that does not use media but only with the lecture method, hence

the picture series media has a large role in learning English. As Wright stated that the picture motivates the students, makes the subjects clearer and illustrated the general idea and forms of an object or event.

b. The Definition of Picture Series

According to Brown (2004) stated that picture is the simple media that composed of a series that tells a story. Picture series is a kind of media which belongs to picture category. These pictures can represent the image of people, animals, things, or events. Picture series is usually used to tell a series of events or to tell a story.

The picture series defines as something using painting or drawing description that gives you an idea to visualize the events of the picture. Wright (1989) stated that picture series as cartoon strips and instruction are potentially beneficial. The use of the strips not only to contextualize a process of the story but also they can be used to stimulate and guide students in writing.

The picture series can be a guide for students in writing process. It shows sequence picture that will be a good media for students to visualize the events based on the picture series. Therefore, the students will create and develop the idea easily and put it in written form.

It is supported by Riyan & Zuhri (2014) who stated that picture series can help the students in writing process. It helps students to create or to produce a procedure text by showing some pictures that related with the topic. It can develop their imagination and open their mind about how to make or produce something.

The teachers are not enough to encourage the students to develop their ability in language learning particularly in narrative writing skill but they have to have good sense to relate the students' potential and the context in and out of the

classroom. (Ali & Aschawir, 2014). Thus, the teacher can use the picture series for helping students to improve their potential in writing narrative text.

c. The Advantage of Using Picture

According to Mansur (2011) there are some advantages of using picture series, those are describes as follows:

1) Pictures are realistic

The picture can help students to understand the meaning of word because the picture helps students to improve their idea. It facilitates students to write the story esier because they can see step by step of the story that students want to write.

2) Pictures are interesting

Picture can bring many varieties and interest into language lesson. Teacher can use picture to avoide a monotone situation that can make students feel bored.

Therefore, using picture make students more interesting during the learning process.

**B. Theoretical Framework**

The researcher focuses on writing ability by using picture series. There are two classes which are divided into experimental class and control class. The conceptual framework of this research is as follows:

### Conceptual framework of this research

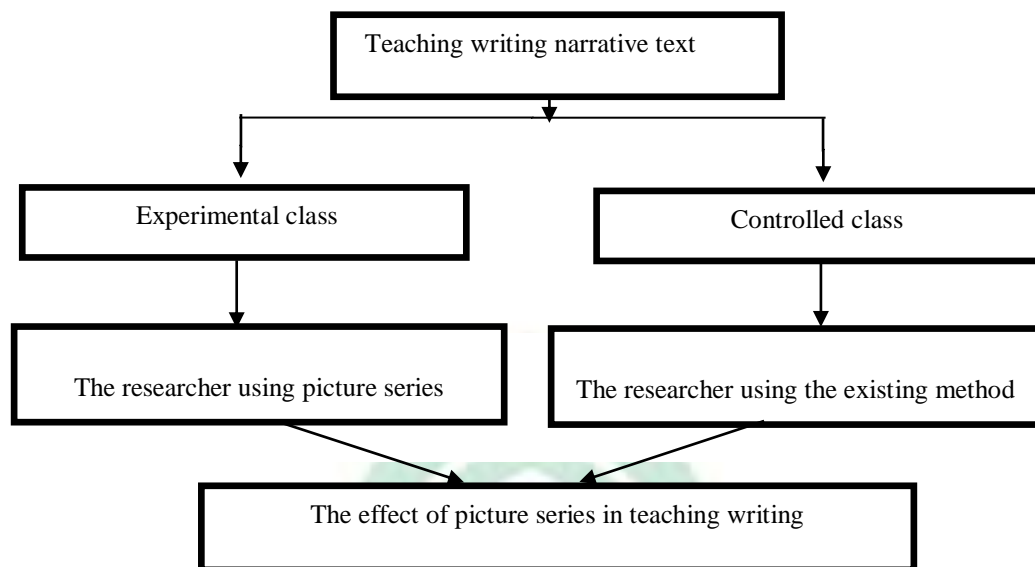


Figure conceptual framework

The figure above presents the framework of the structure in this research. The researcher conducted the research to find out the effect of using picture series in writing narrative text. In this research, the students divided into two classes. Those were the experimental class that was taught by using picture series and the control class was taught by using the existence method. The students' writing ability refers to output which means the result of teaching after using picture series.

Narrative text is a text that needs a sequent paragraph with the connected sentence about the imagination story or the oldest story ever told. This text requires students to create a good connected sequence of two or three paragraphs. To create a good paragraph in narrative text, finding ideas is the most important steps to be developed. It is also a crucial problem in writing narrative text because it is not easy to directly find the idea.

Media is anything that can be used to deliver messages from the sender and receiver. It can stimulate the thoughts, feelings, interests and concerns in such a way that learning occurs. Hence, the picture series as media has a large role in learning English. As Wright stated that the picture motivates the students, makes the subjects clearer and illustrated the general idea and forms of an object or event. It can be a guideline that is really needed to help students in finding idea. It can help students to visualize the story well. Therefore, a picture series is needed to help students to visualize the story and to find the idea for their writing narrative text.

Wright (1989) stated that picture can help the students to predict what the text might be about. Based on this, picture are good used in learning language because they can help the students to visualize language from abstract to concrete one easily. The sequent picture are provided in this strategy to stimulate students to develop their idea on their writing. Thus, this strategy can be used to facilitate students on their writing narrative text.

### **C. *Research Hypotheses***

Hypotheses are defined as a tentative explanation of the research problem. It is a possible outcome of the research, or an educated guess about the research outcome (Ary et al., 2010). Hence, hypothesis is either as assumptions of the study or suspicion, therefore it becomes the basis of research.

The hypotheses of the research were formulated as follows:

(H<sub>0</sub>): Using picture series is not effective in writing narrative text to the first year students at MAN 1 Makassar.

(H<sub>1</sub>): Using picture series is effective in writing narrative text to the first year students at MAN 1 Makassar.

## **CHAPTER III**

### **RESEARCH METHODOLOGY**

This chapter describes the research paradigm used to determine the issues in this research. It concludes several points such as research design, population, sample, variables, instrument, data collection procedures, data analysis techniques and statistical procedures employed in this research.

#### ***A. Research Design***

This research applied quasi-experimental research design and the research design was Nonequivalent Control group Design. Quasi experiment is a type of evaluation which aims to determine whether a program or intervention has the intended effect on a study's participants (Novita, 2014). This kind of research is commonly conducted by the instructors or teachers who want to know whether the strategy effective or not by conducting some treatments.

The design of this research aims to find out the effectiveness of the use of picture series in writing narrative text to the first year student at MAN 1 Makassar. It consists of pre-test, treatment and post-test. Therefore, the procedural of collecting data was comparing the two groups of classes. Those group was experimental group who recieved the treatment and the controlled group who did not recieve the treatment. This design compared the score of pre-test and post-test in experimental group with the pre-test and post-test in controlled group. If the score of post-test is higher than pre-test, it means that this treatment is effective.

Sugiyono (2017:116) presented the formula as follows:

Design of the study

Experimental Class	O <sub>1</sub>	X	O <sub>2</sub>
Controlled Class	O <sub>3</sub>	X	O <sub>4</sub>

Explanation:

O<sub>1</sub> : Pre-Test for Experimental Class

O<sub>2</sub> : Post-Test for Experimental Class

O<sub>3</sub> : Pre-Test for Controlled Class

O<sub>4</sub> : Post-Test for Controlled Class

X : Treatment

## **B. Population and Sample**

### **1. Population**

The population is area of generalization that consists of objects/subjects that have quality and characteristics that determined by the researcher to learn and then take the conclusion (Sugiyono, 2017). The population of this research was the students of the first year MAN 1 Makassar. There are eleven classes of the tenth grade. The total numbers of students are 439 students.

### **2. Sample**

Samples are partially or number and characteristics possessed by this population (Sugiyono, 2017). The sample in this study were some individuals who have the same properties to be investigated and be able to represent the entire population. The technique sampling use in this research was purposive sampling

which indicates the research design i.e. quasi experimental. Purposive sampling is sampling technique with certain judgment (Sugiyono, 2017).

The sample of this research was class X MIA 1 and class X MIA 2. Each class consist Of 40 and 39 students as the subject of the research. The reason to choose the subject was because of the teachers' data and information showed that the students in those classes can be the representative of all students in the population. It was supported by the teacher's recommendation as well. Class X MIA 1 was the controlled class and class X MIA 2 was the experimental class.

### **3. Research Setting**

This research was conducted at MAN 1 Makassar. The location of the research was at 46 Talasapang street, Makassar. This research was started from 16<sup>th</sup> January to 14<sup>th</sup> February 2020.

#### ***C. Research Variables***

According to Sugiyono (2017), research variables are things that shape what is defined by the researches to be studied in order to obtain information about it, and the conclusion drawn on next. There are two kinds of variable. Those are independent variable and dependent variable. Independent variable is a variable which influences other variable. Dependent variables are variable that the conditions are influenced by independent variable.

This research consisted of two variables; those were independent and dependent variable. The independent variable of this research was picture series and dependent variable of this research was students' skill in writing narrative text.



#### ***D. Research Instrument***

According to Ary (2006) “Test is a set of stimuli presented to an individual in order to elicit responses on the basis of which a numerical score can be assigned”. Specifically, this research used a written test which involves direction related to write narrative text. Narrative text is a type of written text that is a series of connected events that is usually imaginative story that aims to entertain the reader.

#### ***E. Data Collection Procedures***

The data for this study obtained from the students’ scores on writing narrative text in pre-test and post-test. This research was conducted before the lockdown in Covid-19 pandemic era. Thus, the researcher still conducted it in the school with all the participants. It was started on 16<sup>th</sup> January-14<sup>th</sup> February 2020. There were some steps that have been used in collecting the data of this research. The steps to get the data were as follows:

##### **1. Giving Pre-test**

The researcher took of the class X MIA 1 and class X MIA 2 as the population before doing the pre-test. The population was selected to get the sample, the sample was taken by choosing two classes from the population, one for experimental class and the other for controlled class. Both groups was given pre-test to write a paragraph of narrative text. The pre-test was given at the first meeting on 16<sup>th</sup>-17<sup>th</sup> January 2020.

##### **2. Giving Treatment**

The next step was treatment allocated from 23<sup>th</sup> January until 06<sup>th</sup> February 2020. Both of groups, experimental and controlled class were taught writing narrative text by using different strategy. The experimental group was given the treatment by

using picture series and controlled group was taught by using the existence strategy. The treatment for experimental group was given in six meetings, each meeting conducted for 2x45 minutes.

The treatment procedures of experimental group were performed as followed:

- a) Opening. (10 minutes)
- b) The researcher gave the picture series to every student and explained about the picture. (5 minutes)
- c) The researcher asked the students to observe the picture series that has been given. (10 minutes)
- d) The students were asked to write the narrative text based on that picture by considering the generic structures and language features of narrative text. (30 minutes)
- e) The researcher asked some students to read their narrative text that they have made in front of the class (20 minutes)
- f) The researcher gave students a chance to ask questions about the material and discussed it with students. (10 minutes)
- g) Closing. (5 minutes)

### **3. Giving Post-test**

Thursday, 13<sup>th</sup> - 14<sup>th</sup> February 2020, the post-test was given to the students of both groups. The test used in post-test is written test, specifically, writing a short narrative text. The post-test was conducted in the last meeting.

## ***F. Data Analysis Technique***

Data analysis technique is the main step in the research, because the main purpose of the research is to gain the data (Sugiyono, 2017). This data collected from the instrumen will be analyzed by using statistical analysis and SPSS.

### **1. SPSS**

This data collected from the instrumen was analyzed by using SPSS to facilitate the quantitative measurement for this research. Statistical Package for the Social Science is commercially distributed software suite for data management and statistical analysis (Frey, 2017). As far how to process data in SPSS it will depend on the type of data that is owned and the analysis proposed to be carried out.

The used of SPSS in this research were to analyze the data as follows:

- a) Looking for the distribution of pre-test and post-test categorization of the scores of students' learning outcomes in the experimental and looking for the frequency and percentage of both the scores pre-test and post test.
- b) Analysis of data from the pre-test and post-test for the experimental and control class where from the analysis of the data is to find the number of samples, mean, standard deviation, variance and then find for the minimum and maximum values of the data.
- c) To know the histogram of the learning outcomes of the experimental and controlled class.
- d) To know the normality test. The normality test is useful to overcome whether the research to be carried out is normally distributed or not for both the experimental and control class. In carrying out the normality test, Kolmogorov

normality test (sig.) is used if  $<0.05$  then the data cannot be normally distributed, whereas if the number  $> 0.05$  then the data is normally distributed.

- e) Testing the hypothesis by comparing the value of t-test and t-table. Hypothesis testing applicable were:

If the value  $t_{count} > t_{table}$ , then  $H_1$  is received a while  $H_0$  is rejected.

If the value of  $t < t_{table}$ , then  $H_1$  is rejected while  $H_0$  accepted.

2. Here was the classifying of students' score and its precentage (Gay, 2016):

Classification	Score
Excellent	85 – 100
Good	70 – 84
Fair	55 – 69
Poor	40 – 54
Very Poor	0 – 39

Scoring scale for writing Adopted from Jacob (1981)

	Score	Level	Criteria
Content	30-27	Very Good	<ul style="list-style-type: none"> <li>If the central purpose, the unity, the coherence and continuity of paragraph are all correct.</li> </ul>

	26-23	Good	<ul style="list-style-type: none"> <li>• If the paragraph contained few errors of the central purposes, unity, coherence and continuity.</li> </ul>
	22-20	Average	<ul style="list-style-type: none"> <li>• If the paragraph contained some errors of the central purposes, unity, coherence and continuity.</li> </ul>
	19-17	Poor	<ul style="list-style-type: none"> <li>• If the paragraph or composition is dominated by errors of the central purposes, unity, coherence and continuity.</li> </ul>
	16-13	Very Poor	<ul style="list-style-type: none"> <li>• If the central purpose, unity, coherence and continuity are all incorrect.</li> </ul>
Organization	20-18	Very Good	<ul style="list-style-type: none"> <li>• If the words, sentences line up easily from a clear pattern.</li> </ul>

	17-15	Good	<ul style="list-style-type: none"> <li>• If the paragraph contains few errors of words.</li> </ul>
	14-12	Average	<ul style="list-style-type: none"> <li>• If paragraph contains some errors of words and sentences.</li> </ul>
	11-9	Poor	<ul style="list-style-type: none"> <li>• If the paragraph is dominated by errors of words and sentences.</li> </ul>
	8-5	Very Poor	<ul style="list-style-type: none"> <li>• If the words in sentence and paragraph are all incorrect.</li> </ul>
Vocabulary	20-18	Very Good	<ul style="list-style-type: none"> <li>• If the paragraph containing wide range of vocabulary, using effective words.</li> </ul>
	17-15	Good	<ul style="list-style-type: none"> <li>• If the paragraph contain occasion errors of the vocabulary but the meaning is not obscured.</li> </ul>
	14-12	Average	<ul style="list-style-type: none"> <li>• If the paragraph contain frequent errors</li> </ul>

			<p>of the vocabulary but the meaning confused.</p> <ul style="list-style-type: none"> <li>• If the paragraph is dominated by errors of vocabulary.</li> <li>• If the vocabulary of the paragraph are all incorrect.</li> </ul>
	11-9	Poor	
	8-5	Very Poor	
Grammar	25-23	Very Good	<ul style="list-style-type: none"> <li>• If the grammar of the paragraph are all correct.</li> </ul>
	22-20	Good	<ul style="list-style-type: none"> <li>• If the paragraph contains few errors of grammar.</li> </ul>
	19-16	Average	<ul style="list-style-type: none"> <li>• If the paragraph contains some errors of grammar.</li> </ul>
	15-9	Poor	<ul style="list-style-type: none"> <li>• If the paragraph is dominated by error of grammar.</li> </ul>
	8-5	Very Poor	<ul style="list-style-type: none"> <li>• If the grammar of the paragraph all incorrect.</li> </ul>
Mechanic	5	Very Good	<ul style="list-style-type: none"> <li>• If there are no problems of spelling,</li> </ul>

	4	Good	<p>punctuation, capitalization.</p> <ul style="list-style-type: none"> <li>• If there are few errors of spelling, capitalization, paragraphing but not observed.</li> </ul>
	3	Average	<ul style="list-style-type: none"> <li>• If there are some errors of spelling, punctuation, capitalization, paragraphing.</li> </ul>
	2	Poor	<ul style="list-style-type: none"> <li>• If there are many errors of spelling, punctuation, capitalization and paragraphing.</li> </ul>
	1	Very Poor	<ul style="list-style-type: none"> <li>• Illegible writing</li> </ul>

3. Comparing the result between the experimental group and controlled group in order to find the effectiveness of treatment:

The relative efficiency(R) of  $\theta_2$  to  $\theta_1$  by using the formula (Hasan, 2010):

$$R(\theta_2, \theta_1) = \frac{E(\theta_1 - \theta)^2}{E(\theta_2 - \theta)^2} \text{ atau } \frac{Var \theta_1}{Var \theta_2}$$



With:

$R$  = Relative Efficiency

$\theta_1$  = Estimator 1

$\theta_2$  = Estimator 2

$E$  = Unbiased

$\text{Var}\theta_1$  = Estimator Variant 1

$\text{Var}\theta_2$  = Estimator Variant 2

If the score of  $R$  was higher than 1 ( $R > 1$ ), it means the  $\theta_2$  was relatively effective than  $\theta_1$ . Vice versa, if the score of  $R$  is lower than 1 ( $R < 1$ ), it means the  $\theta_1$  is relatively effective than  $\theta_2$ .



## CHAPTER IV

### FINDINGS AND DISCUSSION

This chapter particularly presents the findings of the research which are presented as the description of the data, the discussion of the findings reveals argument and further interpretation of the findings. In this chapter, the researcher analyzed the data consisting of the result of pre-test and post-test either in experimental group or controlled group.

#### **A. Findings**

The findings of the research were based on the results of the data analysis. The data analysis was used to collect data. The data consisted of the result of the pre-test and post-test. The pre-test was intended to know the ability of the students' writing before giving treatment, while the post-test was intended to find out whether there was any effect or not of the students' writing skill after having several treatments through using picture series.

#### **1. The Classification of the Students' Pre-test and Post-test Scores in Experimental Class**

**Table 1**  
**The Score of Experimental Class**

<b>Student</b>	<b>Pre-test</b>	<b>Post-test</b>
S1	62	90
S2	80	96
S3	39	40
S4	49	75
S5	67	77
S6	72	91
S7	49	80
S8	39	82
S9	70	89
S10	72	89

S11	40	68
S12	44	46
S13	49	69
S14	46	87
S15	78	75
S16	73	81
S17	73	93
S18	78	86
S19	74	93
S20	64	85
S21	70	87
S22	42	89
S23	70	90
S24	40	81
S25	61	75
S26	63	72
S27	43	75
S28	70	88
S29	43	81
S30	73	81
S31	46	80
S32	29	53
S33	45	71
S34	46	71
S35	67	70
S36	68	83
S37	59	67
S38	64	77
S39	70	89
S40	57	75

The table 1 shows the classification of the students' score in writing narrative text at the eleventh grade of MAN 1 Makassar. There are 40 students in the experimental class. It shows the students' score in pre-test and post-test scores in the experimental class.

**Table 2**  
**Frequency and Percentage of Score Experimental Class in Pre-test**

	Frequency	Percent	Valid Percent	Cumulative Percent
29.00	1	2.5	2.5	2.5
39.00	2	5.0	5.0	7.5
40.00	2	5.0	5.0	12.5
42.00	1	2.5	2.5	15.0
43.00	2	5.0	5.0	20.0
44.00	1	2.5	2.5	22.5
45.00	1	2.5	2.5	25.0
46.00	3	7.5	7.5	32.5
49.00	3	7.5	7.5	40.0
57.00	1	2.5	2.5	42.5
59.00	1	2.5	2.5	45.0
61.00	1	2.5	2.5	47.5
62.00	1	2.5	2.5	50.0
63.00	1	2.5	2.5	52.5
64.00	2	5.0	5.0	57.5
67.00	2	5.0	5.0	62.5
68.00	1	2.5	2.5	65.0
70.00	5	12.5	12.5	77.5
72.00	2	5.0	5.0	82.5
73.00	3	7.5	7.5	90.0
74.00	1	2.5	2.5	92.5
78.00	2	5.0	5.0	97.5
80.00	1	2.5	2.5	100.0
Total	40	100.0	100.0	

Table 2, the frequency and percentage of the students' experimental class in the pre-test shows that there none of the students got excellent (0%), 14 (35%) students got good score, 10 students (25%) got fair score, 13 (32.5%) students got poor score and 3 (7.5%) students got very poor score. It means that most of the students' got the low score.

**Table 3**  
**Frequency and percentage of score experimental class in post-test**

	Frequency	Percent	Valid Percent	Cumulative Percent
40.00	1	2.5	2.5	2.5
46.00	1	2.5	2.5	5.0
53.00	1	2.5	2.5	7.5
67.00	1	2.5	2.5	10.0
68.00	1	2.5	2.5	12.5
69.00	1	2.5	2.5	15.0
70.00	1	2.5	2.5	17.5
71.00	2	5.0	5.0	22.5
72.00	1	2.5	2.5	25.0
75.00	5	12.5	12.5	37.5
77.00	2	5.0	5.0	42.5
80.00	2	5.0	5.0	47.5
Valid 81.00	4	10.0	10.0	57.5
82.00	1	2.5	2.5	60.0
83.00	1	2.5	2.5	62.5
85.00	1	2.5	2.5	65.0
86.00	1	2.5	2.5	67.5
87.00	2	5.0	5.0	72.5
88.00	1	2.5	2.5	75.0
89.00	4	10.0	10.0	85.0
90.00	2	5.0	5.0	90.0
91.00	1	2.5	2.5	92.5
93.00	2	5.0	5.0	97.5
96.00	1	2.5	2.5	100.0
Total	40	100.0	100.0	

Table 3 shows the frequency and percentage of the students' experimental class in the post-test that 15 (37.5%) students got excellent score, 19 (47.5%) students got good score, 3 (7.5%) students got fair score and 3 (7.5%) students got poor score.

It means that the students' score in experimental class have improved because the score in the post-test was higher than pre-test.

## 2. The Mean Score and Standard Deviation of Experimental Class

**Table 4**  
**Descriptive Statistics**

	N	Range	Minimum	Maximum	Mean	Std. Deviation	Variance
Pre-test	40	51.00	29.00	80.00	58.6000	14.01062	196.297
Post-test	40	56.00	40.00	96.00	78.6750	12.19161	148.635
Valid N (listwise)	40						

The table 4 shows that the mean score of experimental class in pre-test was 58.60 and the standard deviation of experimental class was 14.01. The mean score of post-test was 78.67 and the standard deviation was 12.19. The minimum scores in the pre-test was 29.00 and the maximum scores was 80.00 while the minimum scores in post-test was 40.00 and the maximum scores was 96.00. It can be concluded from both of the tests that the post-test score gained the greater mean score than the pre-test score.

## 3. The Classification of the Students' Pre-test and Post-test Scores in Controlled Class.

**Table 5**  
**The Score of Controlled Class**

Respondents	Pre-test	Post-test
S1	75	86
S2	77	80
S3	66	42
S4	77	80
S5	78	86
S6	64	67

S7	38	73
S8	42	43
S9	69	69
S10	50	71
S11	46	55
S12	44	50
S13	79	89
S14	70	85
S15	74	83
S16	61	74
S17	43	56
S18	42	51
S19	87	87
S20	64	74
S21	31	35
S22	82	82
S23	57	68
S24	78	88
S25	42	63
S26	24	25
S27	57	35
S28	71	83
S29	50	71
S30	42	43
S31	77	88
S32	45	54
S33	72	83
S34	73	86
S35	79	88
S36	73	73
S37	71	84
S38	65	67
S39	70	70

The table 5 shows the classification of the students' score in writing narrative text at the eleventh grade of MAN 1 Makassar in pre-test and post-test scores in experimental class.

**Table 6**  
**Frequency and percentage of score controlled class in pre-test**

	Frequency	Percent	Valid Percent	Cumulative Percent
24.00	1	2.6	2.6	2.6
31.00	1	2.6	2.6	5.1
38.00	1	2.6	2.6	7.7
42.00	4	10.3	10.3	17.9
43.00	1	2.6	2.6	20.5
44.00	1	2.6	2.6	23.1
45.00	1	2.6	2.6	25.6
46.00	1	2.6	2.6	28.2
50.00	2	5.1	5.1	33.3
57.00	2	5.1	5.1	38.5
61.00	1	2.6	2.6	41.0
64.00	2	5.1	5.1	46.2
65.00	1	2.6	2.6	48.7
Valid 66.00	1	2.6	2.6	51.3
69.00	1	2.6	2.6	53.8
70.00	2	5.1	5.1	59.0
71.00	2	5.1	5.1	64.1
72.00	1	2.6	2.6	66.7
73.00	2	5.1	5.1	71.8
74.00	1	2.6	2.6	74.4
75.00	1	2.6	2.6	76.9
77.00	3	7.7	7.7	84.6
78.00	2	5.1	5.1	89.7
79.00	2	5.1	5.1	94.9
82.00	1	2.6	2.6	97.4
87.00	1	2.6	2.6	100.0
Total	39	100.0	100.0	

Based on the result of the controlled class pre-test analysis in the table above, the excellent score was achieved by 1 (2.6%) students, 17 (43.6%) students got good score, the fair score got by 8 (20.5%) students. The students who got poor score were



10 (25.6%) and 3 (7.7%) students got very poor score. The table shows that there were some of students who achieved the low score in their written test.

**Table 7.**  
**Frequency and percentage of score controlled class in post-test**

	Frequency	Percent	Valid Percent	Cumulative Percent
25.00	1	2.6	2.6	2.6
35.00	2	5.1	5.1	7.7
42.00	1	2.6	2.6	10.3
43.00	2	5.1	5.1	15.4
50.00	1	2.6	2.6	17.9
51.00	1	2.6	2.6	20.5
54.00	1	2.6	2.6	23.1
55.00	1	2.6	2.6	25.6
56.00	1	2.6	2.6	28.2
63.00	1	2.6	2.6	30.8
67.00	2	5.1	5.1	35.9
68.00	1	2.6	2.6	38.5
69.00	1	2.6	2.6	41.0
Valid 70.00	1	2.6	2.6	43.6
71.00	2	5.1	5.1	48.7
73.00	2	5.1	5.1	53.8
74.00	2	5.1	5.1	59.0
80.00	2	5.1	5.1	64.1
82.00	1	2.6	2.6	66.7
83.00	3	7.7	7.7	74.4
84.00	1	2.6	2.6	76.9
85.00	1	2.6	2.6	79.5
86.00	3	7.7	7.7	87.2
87.00	1	2.6	2.6	89.7
88.00	3	7.7	7.7	97.4
89.00	1	2.6	2.6	100.0
Total	39	100.0	100.0	

Table 7 shows that in the post-test, there were 9 (23.1%) students who got excellent score, 14 (35.9%) students got good score, 7 (17.9%) students got fair scores, 6 (15.8%) students got poor score and 3 (7.7%) students got very poor score. It means that the students' score in the post-test just got a little bit improvement.

#### 4. The Mean Score and Standard Deviation of Controlled Class

**Table 8**  
**Descriptive Statistics**

	N	Range	Minimum	Maximum	Mean	Std. Deviation	Variance
Pre-test	39	63.00	24.00	87.00	61.6667	16.19183	262.175
Post-test	39	64.00	25.00	89.00	68.8974	17.69150	312.989
Valid N (listwise)	39						

The table 8 shows that the mean score of controlled class in pre-test was 61.66 and the standard deviation of controlled class was 16.19, the mean score of post-test 68.8, the standard deviation was 17.69. The minimum score in the pre-test was 24.0 and 87.00 in the post-test. The maximum score was 25.00 in the pre-test and 89.00 in the post-test. It can be concluded from both of the tests, the post-test score gained a little bit mean score than the pre-test score.

## 5. The Overall Results of Pre-test and Post-test Experimental and controlled Class

**Table 9**  
**Descriptive Statistics**

	N	Range	Mean	Std. Deviation	Variance
Experimental	40	56.00	78.6750	12.19161	148.635
Controlled	39	64.00	68.8974	17.69150	312.989
Valid N (listwise)	39				

The table 9 shows a different result. The mean score in the controlled class was 68.89 while in experimental class was 78.67, the standard deviation in controlled class was 17.69 and in the experimental class was 12.19. The students' mean score gap between the experimental class and the controlled class was 9.8. It means that the mean score of the controlled class was lower than the mean score of the experimental class.

## 6. Assumption Test

It is necessary to test the sample distribution to find out whether the sample is normal or not before testing the research hypothesis, The name of that test is the normality test. The normality test is aimed at testing all hypothesis tests which tests a null against an alternative hypothesis.

The result of the normality test deals with the statements of hypothesis namely:

H<sub>0</sub>= The null hypothesis

The sample has normal distribution when the significance value is greater than 0.05 (sig > 0.05)

H = The alternative hypothesis

The sample is not normally distributed when significance is less than 0.05 (sig < 0.05)

To test the normality of sample distribution, this research used SPSS as follows:

**Table 10.**  
**One-Sample Kolmogorov-Smirnov Test**

		Pre-test	Post-test
N		40	40
Normal Parameters <sup>a,b</sup>	Mean	58.6000	78.6750
	Std. Deviation	14.01062	12.19161
	Absolute	.153	.132
Most Extreme Differences	Positive	.153	.095
	Negative	-.151	-.132
Kolmogorov-Smirnov Z		.970	.832
Asymp. Sig. (2-tailed)		.303	.493

a. Test distribution is Normal.

b. Calculated from data.

From the table above, the significant value of the pre-test = 0.303 > 0.05 and the post-test = 0.493 > 0.05. It means that the samples are normally distributed.

## 7. Independent T test

The samples of the pre-test and post-test are normally distributed, the implication of this research are:

The null hypothesis ( $H_0$ ) is rejected.

( $H_0$ ): Using picture series is not effective in writing narrative text to the first year students at MAN 1 Makassar.

The alternative hypothesis is accepted.

( $H_1$ ): Using picture series is effective in writing narrative text to the first year students at MAN 1 Makassar.

In order to test the hypothesis, the independent t-test is used to know whether  $H_0$  or  $H_1$  is accepted or not.

**Table 11**  
**Paired Samples Test**

experimental - controlled	Paired Differences					T	df	Sig. (2- taile d)
	Mean	Std. Deviation	Std. Error Mean	95% Confidence Interval of the Difference				
				Lower	Upper			
Pair 1 Post- test		18.72260	2.99802	3.80263	15.94096	3.293	38	.002

The result of the t-test statistical analysis presented that there was significant difference between the experimental class which got treatment by using picture series with controlled class who taught by the existence method. The statement was proved by the t-test value (3.293) which was higher than t-table value (2.024), at the level of significance ( $\alpha$ ) 0.05 and degree of freedom (df) 38.

## 8. The Effectiveness Testing of the Experimental Class and the Controlled Class Score

The effectiveness of the applied treatment is known by measuring the variant of the revealed data from the experimental and controlled class score using the relative efficiency (R) formula as following

$$R (\theta_1, \theta_2) = \frac{Var\theta_1}{Var\theta_2} = \frac{148.63}{312.98} = 0.47$$

If the score R higher than 1 ( $R > 1$ ), it means the  $\theta_2$  is relative effective than  $\theta_1$ . Viceversa, if the score of R is lower than 1 ( $R < 1$ ), it means the  $\theta_1$  is relatively effective than  $\theta_2$ . The result of the test effectiveness above informs that the score of R was lower than 1. Therefore, the  $\theta_1$  (experimental class, applied treatment using picture series) was relatively effective than  $\theta_2$  (controlled class without using picture series treatment).

### B. Discussion

The result of this research was indicated that the students' score in experimental group were higher than the students' score in controlled group. It was indicated by the total pre-test of experimental group with the mean score 58.60 and the post-test was 78.67. Meanwhile, the mean score in the pre-test of the controlled group was 61.66 and the post-test was 68.89. The result of the t-test both groups, experimental and controlled group was higher than t-table result ( $2.024 \geq 3.293$ ).

According to the result of this research, the using of picture series has effect to the students at MAN 1 Makassar. The result also showed that using picture series was effective. The effectiveness of the treatment was known by analyzing the result of

effectiveness test. It was relevant to statement of Linggarni (2021) who stated that the picture series can affect the students' ability in writing narrative text.

Picture series can be effective toward Students' ability in writing because it was interesting for students since the students were provided by sequent picture during the learning process. Thus, students were interested to focus on their learning and to utilize the picture series for their writing. As Mansur (2011) stated that teacher can use picture to avoid a monotone situation that can make students bored. Therefore, using picture make students more interesting during the learning process.

Moreover, using picture series helps students to visualize the story that can be a guide for students in writing narrative text. As Wright (1989) stated that picture series as cartoon strips and instruction are potentially beneficial. The use of the strips not only to contextualize a process of the story but also they can be used to stimulate and guide students in writing.

According to Wright, the students can predict what the test might be about by looking at the picture series. The picture series shows sequence picture that facilitates students to generate their idea that want to be put in their written task. It relevant with Kusumawardhani (2017) who stated that applying picture series can be used to visualize the students' idea to be written, therefore teaching become esier.

In the treatment process, the researcher gave the picture series to the students to develop their idea for their written task. At that time, the students wrote the narrative text by observing the picture series that has been given by the researcher. They developed and wrote their idea based on the picture series and made their narrative text effectively. The picture series was the guide for students to develop

their idea in writing narrative text. It was relevant with Wright's statement that picture series can stimulate and guide students on their writing.

Additionally, Heaton (1996) states that picture series not only provides students with basic material for composition but also stimulate their imaginative powers. It means that the students' imaginative power can be stimulated and they will have a concept in their mind about what they are going to write by using picture series. They can develop their idea easily because picture series can give information about the object clearer. Therefore, picture series can guide students to be easier in writing Narrative text.

To sum up, the result of this research and the empirical evidence reveals the conclusion of this research. The researcher asserts that the use of picture series is effective in writing narrative text to the first year students at MAN 1 Makassar. In other word, using picture series can be applied to maximize the students' ability in writing narrative text.





## CHAPTER V

### CONCLUSION AND SUGGESTION

This chapter presents conclusions as well as some suggestions for this research. Suggestions were taken based on the findings and conclusions obtained in this research.

#### **A. Conclusion**

Based on the result of data analysis, research finding and discussion in the previous chapter, the researcher concluded that:

As the result of experimental class, the use of picture series is effective in writing narrative text to the first year students at MAN 1 Makassar. The descriptive analysis showed that from 40 students, there were 15 (37.5%) students who got excellent score, 19 (47.5%) students got good score, 3 (7.5%) students got fair score. On the other hand, there were 3 (7.5%) students who got poor score and there none got very poor score.

The t-test for both classes in post-test is 3.293 compared to 2.024 for the t-table with  $\alpha$  0.05 and degree of freedom (df) = 38. Since, the score of the t-test was higher than the score of the t-table, the alternative hypothesis ( $H_1$ ) was accepted and the null hypothesis ( $H_0$ ) was rejected. Furthermore, the effectiveness test also reveals the same result.

The result showed the use of picture series to the first year students at MAN 1 Makassar was effective. It was also founded that there were some benefits during the research process. Students improved their writing ability based on the students' activity during the treatment. The benefit of the use of picture series can improve students' writing ability.

The improvement can be seen on students' progress during the treatment. Students can be easier to create the paragraph in their writing. It was different with the students' ability before giving the treatment. Some students stated that even they knew the story about but they were confused to start writing. The students thought that picture series helped them to develop and to convey their idea into paragraph. Therefore, the use of picture series has been an effective way to help students on conveying their idea into paragraph of the narrative text.

### **B. Suggestions**

Considering the conclusion above, the researcher puts forward some suggestions as follows:

#### **1. For the Teacher or Lecturer**

Based on the conclusion, using picture series is an alternative way in teaching narrative text. It can help student to develop their idea and to write a sequence story in writing narrative text. As a recommendation and suggestion for the teacher, it can be used to make students more interest and facilitate the students to develop their idea in learning English especially writing narrative text.

#### **2. For the Next Researcher**

Using picture series is proven effective to the students in writing narrative text. The researcher expected the finding of the research will be an additional resource for the empirical evidence for the existence theory. Besides, this research was focus on writing narrative text "fairy tale", thus students only focus on the familiar story. It is suggested for further researcher to continue the research by finding out the significance of picture series in any kinds of writing even other English skills.

The research was conducted before the lockdown in pandemic era. Thus, the researcher suggests to the next researcher to improve or to modify the use of picture series during the online learning process. It is hoped that the improvement can get the result as effective as offline class.



## BIBLIOGRAPHY

- Agrippina, L. "The Use of Picture Series in Teaching Writing Narrative Text: A Quasi-Experimental Study at VIII Grade of SMPN 3 Mataram in Academic Year 2017/2018". *Thesis*. Mataram: Fkipunram. 2017.
- Ali & Aschawir. "Using Pictures to Develop the Students' Ideas in English Narrative Writing". *Thesis*. Scholarly Journal of Education 2014.
- Ary, Donald et al. *Introduction to Research in Education*, 8th edition. New York: Wadsworth, 2010.
- Badi, Ibtisam Aki Hasan Al. "Academic Writing Difficulties of ESL Learners" in Barcelona, Spain: WEI International Academic Conference Proceedings: 2015.
- Brown, H. D. *Language Assessment Principles and Classroom Practice*. San Francisco, California: Pearson Longman, 2003.
- Frey, Felix, SPSS(Software). The International Encyclopedia of Communication Research Method. <https://onlinelibrary.wiley.com/doi/full/10.1002/9781118901731.iecrm0237>. 2017
- Gay, L. R. *Education Research: Competences for Analysis and Application*. Second addition; A Bell & Howel Company: London, 2006.
- Gutierrez, K. G. C at al. "Using Picture Series Technique To Enhance Narrative Writing Among Ninth Grade Students At Institucion Education Simon Araujo". *Thesis*. Columbia: Canadian Center of Science and Education, 2015.
- Harmer, Jeremy. *The Practice of English Language Teaching*. Harlow, England: Pearson Longman, 2007.
- Heaton, J.B. *Writing through Picture*. Harlow Essex: Longman, 1996.
- Ika. "The Effectiveness Of Using Picture Series On The Students' Ability In Writing Narrative Text At The Eighth Grade SMPN-8 Palangka Raya". *Thesis*. Palangkaraya: Digital Library, 2014.
- Jacob, H. L. *Testing ESL Composition: A Practical Approach*. English Composition Program. ERIC. 1981.
- Kaharuddin, et al. 2020. Word Wall Media: an Effective teaching technique to enrich Students' Vocabulary in Secondary Level of Education 29 no.5 (2020)".
- Kemendikbud, Peraturan Menteri Pendidikan dan Kebudayaan Republik Indonesia Nomor 21 Tahun 2016 Tentang Standar Isi Pendidikan Dasar dan Menengah. Jakarta: Kementerian Pendidikan dan Kebudayaan. 2016.

- Kusumawardhani, P. "The Effectiveness Of Using Picture Series In Teaching Writing Narrative Text Of 8<sup>th</sup> Grade Students Of SMP Muhammadiyah 06 Dau Malang". *Thesis*. Malang: Eprints, 2017.
- Linggarni, Idla Fitri. "Picture Series Revealed Students' Ability in Writing Narrative Text to the Junior High School Students", *Proceeding of the ICECRS 9*. (2021) p. 2.
- Mahendra & Rosa, R. N "Teaching Writing A Narrative Text By Using the Spin-A-Story Writing Prompt To Junior High School Students". *Thesis*. Padang: E-journal UNP, 2014.
- Mansur. "Improving the Students' ability in Writing Narrative text through Picture Series at the Grade of SMA PGRI 1 Tuban". *Thesis*. 2011
- Murshidi, Ghadah Al. "UAE University Male Students' Interest Impact on Reading and Writing Performance and Improvement. English Language Teaching", *Canadian center of Science and Education 7*, No. 9 (2014): p. 57-63.
- Novita, V. T. "The effectiveness of teaching writing through picture series to grade viii students of smpn 3 sleman 2013/2014". *Thesis*, 2014.
- Purba, Rodearta. "Improving the Achievement on Writing Narrative Text through Discussion Starter Story Technique", *Advanced in Language and Literary Studies 9*, No.1 (2018): p. 28.
- Rebeca, J. L. *A Critical Handbook of Children;s Literature*. Massachuset: Pearson Education, 2003.
- Richard, Jack C and Willy A. Renandya. *Methodology in Language Teaching*. New york: Cambridge University Press, 2002.
- Rohmah, F. N. "The Effectiveness of Using Picture Series toward Students' Writing Skill in Recount Text". *Thesis*. 2017
- Ryian, M and Zuhri, F. "The Effectiveness of Picture Series as Media In Teaching Writing Procedure Text for Tenth Graders of SMA Negri Bandarkedungmulyo Jombang". *Thesis*. 2014
- Saenz, L.M. and Fuchs, L.S. "Examining The Reading Difficulty of Secondary Students with Learning Disabilities". Pennsylvania State Univ. *Thesis*, 2002.
- Setyowati, Erni. "The Effect of Using Picture Series Toward Students' Ability in Writing Narrative Text at SMA N 4 Tanjung Jabung Timur". *Thesis*. 2015.
- Sudjana, Nana. *Metode Statistika*. Bandung. PT. Remaja Rosdakarya, 2000.
- Sugiyono. *Metode Penelitian Pendidikan*, Bandung: Alfabeta, 2017.

Syaputri, D.O. "Improving Students' Vocabulary Achievement Through Picture Series at The Second Year Students of SMPN 01 Tanjung Raya". *Thesis*. 2016.

Wright, Andrew. *Picture for Language Learning*. New York, Cambridge: University Press. 1989.



## APPENDICES

### Lesson Plan

(Eksperimental class)

School : MAN 1 Makassar

Subject : English

Skill : Writing

Time allocation : 2x45 minutes

#### Teaching Objectives

- a. Determine generic structure and language features of the narrative text.
- b. Apply the tense used in narrative text and common words or terms related to narrative text correctly.
- c. Create a narrative text based on the picture series acceptably.

#### Teaching Activities

1. The first meeting:
  - a) Opening (10 minutes)
  - b) The researcher explains about picture series, narrative text and generic structure of narrative text by giving the example of narrative text. (15 minutes)

- c) The researcher divides students into some groups. The researcher distributes the picture series and the example of the narrative text to the students. (10 minutes)
  - d) The students are asked to identify and write the generic structure of narrative text (orientation, complication and resolution) based on the story and picture series that have been given. (35 minutes)
  - e) Every groups are asked to read and analyze the other group task and the researcher discuss and explain about their task. (10 minutes)
  - f) The researcher collects the students' narrative text. (5 minutes)
  - g) Closing. (5 minutes)
2. The second meeting
- a) Opening. (10 minutes)
  - b) The researcher distributes the picture series and the disordered story to every student. (10 minutes)
  - c) The researcher asks students to observe the picture series and rearrange the story into a good order. (40 minutes)
  - d) The students collects their task and will share it randomly to the other students then ask them to translate the story that they got. (20 minutes)
  - e) The researcher gives the students a chance to give question about the material. (10 minutes)
  - f) Closing. (5 minutes)



3. The third meeting:

- a) Opening. (10 minutes)
- b) The researcher explains about the preposition that is commonly used in the narrative text. (15 minutes)
- c) The researcher distributes the picture series and the story to the students. (10 minutes)
- d) The students are asked to rearrange the paragraph into a good story by looking the picture series. (30 minutes)
- e) The researcher asks to find and to write the preposition of the story. (10 minutes)
- f) The researcher and the students discuss about their task. (10 minutes)
- g) Closing. (5 minutes)

4. The fourth meeting:

- a) Opening. (10 minutes)
- b) The researcher divides students into some groups and distributes the picture series to every group. (5 minutes)
- c) The researcher asks all groups to change some words (present tense) into past tense. (10 minutes)
- d) The students are asked to write a paragraph based on the picture series by considering the generic structure of narrative text. (30 minutes)
- e) Every groups ask to show their narrative text to the other groups. Then the researcher and the students will assess and discuss their task. (20 minutes)

- f) The researcher collects the students' narrative text.(10 minutes)
- g) closing. (5 minutes)

5. The fifth meeting:

- a) Opening. (10 minutes)
- b) The researcher divides students into some groups and distributes the picture series to every group. (5 minutes)
- c) The researcher asks all groups to change some words (present tense) into past tense. (10 minutes)
- d) The students are asked to write a paragraph based on the picture series by considering the generic structure of narrative text. (30 minutes)
- e) Every groups ask to show their narrative text to the other groups. Then the researcher and the students will assess and discuss their task. (20 minutes)
- f) The researcher collects the students' narrative text.(10 minutes)
- g) closing. (5 minutes)

6. The sixth meeting

- h) Opening. (10 minutes)
- i) The researcher gives the picture series to every students and explain about the picture. (5 minutes)
- j) The researcher asks students to observe the picture series and write the narrative text based on that picture by considering the generic structures and language features of narrative text. (40 minutes)

- k) After that, the researcher asks some students to read their narrative text that they have made in front of the class (20 minutes)
- l) The researcher gives students a chance to ask questions about the material and discuss it with students. (10 minutes)
- m) Closing. (5 minutes)



### **Pre-test Instrument**

#### **Experimental Class and Controlled Class**

**Name :**

**Class :**

Instructions:

1. Write a short story of narrative text based on the topic “Malin Kundang”!
2. You have 2x40 minutes in writing!
3. Use your dictionary if you find any difficult words!
4. Consider the use of grammar, vocabulary, and spelling! Submit your paper to the teacher if you finish it!



## Post-test Instrument

### Experimental Class and Controlled Class

#### Instructions:

1. Please choose one of the following topics to construct into a paragraph of narrative text
  - a. Red Riding hood
  - b. The golden of cucumber (Timun mas)
  - c. Garlic and onion
  - d. Danau Toba
2. You have 2x40 minutes in writing (waktu yang diberikan 2x40 menit)
3. Use your dictionary if you find any difficult words Consider the use of grammar, vocabulary, and spelling.
4. Submit your paper to the teacher if you finish it.

## Teaching Material

Look at the story below and find the part of text by looking the picture series!

### Malin Kundang

A long time ago, in a small village near the beach in West Sumatra lived a woman and her son, Malin Kundang. Malin Kundang and his mother had to live hard because his father had passed away when he was a baby. Malin Kundang was a healthy, dilligent, and strong boy. He usually went to sea to catch fish. After getting fish he would bring it to his mother, or sell the caught fish in the town.



One day, when Malin Kundang was sailing, he saw a merchant's ship being raided by a band of pirates. With his bravery, Malin Kundang helped the merchant defeat the pirates. To thank him, the merchant allowed Malin Kundang to sail with him. Malin Kundang agreed in the hope to get a better life. He left his mother alone.

Many years later, Malin Kundang became wealthy. He had a huge ship and a lot of crews who worked loading trading goods. He was also married to a beautiful woman. When he was sailing on his trading journey, his ship landed on a coast near a small village. The local people recognized that it was Malin Kundang, a boy from the area. The news ran fast in the town; “Malin Kundang as become rich and now he is here”.

An old woman, who was Malin Kundang’s mother, ran to the beach to meet the new rich merchant. She wanted to hug him to release her sadness of being lonely after a long time. When his mother came near him, Malin Kundang who was with his beautiful wife and his ship crews denied that she was his mother. She had pleaded Malin Kundang to look at her and admit that she was her mother. But he kept refusing to do it and yelling at her. At last Malin Kundang said to her “Enough, old woman! I have never had a mother like you, a dirty and ugly woman!”





After that he ordered his crews to set sail to leave the old woman who was then full of sadness and anger. Finally, feeling enraged, she cursed Malin Kundang that he would turn into a stone if he didn't apologize to her. Malin Kundang just laughed and set sail.

Suddenly a thunderstorm came in the quiet sea, wrecking his huge ship. He was thrown out to a small island. It was really too late for him to avoid his curse; he had turned into a stone.





## Teaching Material

Arrange these jumbled sentences into a good story. There are some pictures that can help you to arrange the jumbled sentences!

### Little Red Riding Hood

- a. A wolf wanted to eat her but afraid to do so in public. The wolf approached the girl. She naively told him where she was going. He advised the girl to pick up some flowers. She really did it.
- b. Once upon a time, there was a girl called Little Red Riding Hood. The girl walked through the woods to deliver food to her grandmother.
- c. He ate the grandmother and waited for the girl. He disguised as the grandmother. When the girl arrived, he ate the girl too.
- d. However, a hunter came to rescue and cut the wolf open. They filled the wolf's body with heavy stones, which killed him.
- e. Little Red Riding Hood and her grandmother emerged unharmed.
- f. In the meantime, he went to the grandmother's house and gained entry by pretending to be the girl.



## Teaching Material

### 1. Rearrange the paragraph below into a good story!

#### Toba Lake

a.



b.



c.



Then she tells her daughter to run up the hills because a huge disaster is about to come. When her daughter left, she prayed. Soon there was a big earthquake followed by non-stop pouring rain, The whole area got flooded and became Toba Lake. She turned into a fish again and the man became the island of Samosir.

Once upon a time, There was a man who was living in north Sumatra. He lived above a simple hut in a farming field. he did some gardening and fishing for his

daily life. One day, while the man was doing fishing, he catches a big golden fish in his trap. It was the big catch which he ever had in his life. Surprisingly, this fish turned into a beautiful princess, he fell in love with her and proposed her to be his wife. She said; "Yes, but you have to promise not to tell anyone about the secret that I was once a fish, otherwise there will be a huge disaster". The man made the deal and they got married, lived happily and had a daughter..

Few years later, this daughter would help bring lunch to her father out in the fields. One day, his daughter was so hungry and she ate his father's lunch. Unfortunately, he found out and got furious, and shouted; "You damned daughter of a fish". The daughter ran home and asked her mother. The mother started crying, felt sad that her husband had broken his promise.



### Teaching Material

1. You have some pictures below. In pairs, make a paragraph in each picture into a good story. Don't forget to give the title!



\_\_\_\_\_

\_\_\_\_\_

\_\_\_\_\_

\_\_\_\_\_

\_\_\_\_\_

\_\_\_\_\_

\_\_\_\_\_

\_\_\_\_\_

\_\_\_\_\_

\_\_\_\_\_



\_\_\_\_\_

\_\_\_\_\_

\_\_\_\_\_

\_\_\_\_\_

\_\_\_\_\_



\_\_\_\_\_

\_\_\_\_\_

\_\_\_\_\_

\_\_\_\_\_

\_\_\_\_\_

\_\_\_\_\_

\_\_\_\_\_

\_\_\_\_\_

\_\_\_\_\_

\_\_\_\_\_



\_\_\_\_\_

\_\_\_\_\_

\_\_\_\_\_

\_\_\_\_\_

\_\_\_\_\_

2. Pay attention to the sentences below. Correct the underlined words into their past forms.

- a. He gives her a cucumber seed.
- b. The old widow plants the seed in her yard.
- c. . She cut it and find a baby girl inside.
- d. The old widow is so happy.
- e. The giant comes and asks the widow for Timun Mas.
- f. Timun Mas returns home and lives happily ever after with the old widow.



### Teaching Material

Write a short story of narrative text based the picture series below!

#### Garlic and Onion



\_\_\_\_\_

\_\_\_\_\_

\_\_\_\_\_

\_\_\_\_\_

\_\_\_\_\_

\_\_\_\_\_

\_\_\_\_\_

\_\_\_\_\_

\_\_\_\_\_

\_\_\_\_\_



\_\_\_\_\_

\_\_\_\_\_

\_\_\_\_\_

\_\_\_\_\_

\_\_\_\_\_

## Teaching Material

Write a short story of narrative text based the picture series below!

Write the number to sequence the story.



He makes a snowman.

2



Mac is playing with the snowman.

4



Mac is collecting snow.

1



The snowman is ready.

3



### List of Participants

Student	X MIA 1	X MIA 2
S1	A. Muh. Syahidur Rahman	A.M. Fathur Iskandar
S2	Achmas Muhammad Achmad Daewuuda	Akbar Haming Taunany
S3	Agus Noor Murfa	Andi Muhammad Ilham Ramadhan
S4	Ahmad Afnan	Ashmadaniyah
S5	Ahmad Fauzan	Azizah Putri Nizwar
S6	Ahmad Zain Mundzirin Ihsan	Delfin Fakhrudin
S7	Maulana Malik	Della Ahdini Maharani
S8	Muh Alif Akbar	Dita Damayanti Putri
S9	Muh. Qolby Ersandy Ramadhan	Fadel M. Anshari Sahrir
S10	Muh.Rafly Hidayatullah H	Fakhrul Islam Kahar
S11	Muhammad Fajar Revangga	Fina Khairatul Hiriyah Sulaiman
S12	Muhammad Farhan Fa'iz Natsir	Fira Aristianti
S13	Muh Taufiq Hidayatullah Paratte	Hijriah Dini saldi
S14	Muh Taufiqurrakhman Saleh	Ibnu Fadhil
S15	Yudisthira Atmajaya Efendy Saputra	Muh. Rafly Rauf
S16	A. Tenriwala Zalzabila A.Ilyas	Muh. Gufira Adhar Islam
S17	Annisa Luthfiyah	Muh. Aldi Febryanza Putra
S18	Aqilah Ad'din	Muh. Faudzan
S19	Ashifah Ahmad	Muh. Fadhil Fai'q Natsir
S20	Besse MArwah	Muhammad Waliyuddin
S21	Chaerunnisa Amanda Putri	Muhammad Yusuf
S22	Hadijah Putri Achmad	Naufal Zaky Ahmad
S23	Halimah Tusyadiah	Nur Anisa Hasan
S24	Kaila Aulia Febrina	Nurinsana Salsadilah
S25	Mahmudah Hayati	Nurul Deswita Iqbal
S26	Maqvira Azzahrah A.	Nurul Hikmah Febiana
S27	Maryam Musawwirah	Nurul Wahdania
S28	Mihaela Az Zahrah	Pradipta Aryani Nugraha
S29	Mukhlisa Amalia A	Reski Ayu andira
S30	Naurah Alya Kamilah	Restu Utari arif
S31	Nur Anila Zhafrah Hamzah	Roro Widiyatmi DJ
S32	Nur Bahari Rifqah	Salsa Nahrisa Syam
S33	Nur Cahaya	Salza Nabila Sapir
S34	Nur Zainna Ramadhani	Siti Nurul Azizah
S35	Nurjanna Hasana Arifin	Siti Rahma Nur Isnani
S36	Reskia Dwi Putri	Siti Nurraisha
S37	Rif'atul Jannah Dahlan	Suci Alfahira
S38	Siti Nurfaiza	Tasliyah Dinda Puspita
S39	Sri Khofifa Nur Rahma	Ulfah Diar Hasja
S40		Vebriyandi

**The distribution of T-table**

<b>Df</b>	<b>0,10</b>	<b>0,05</b>	<b>0,025</b>	<b>0,01</b>
2	2.9200	4.3027	6.2054	9.9250
3	2.3534	3.1824	4.1765	5.8408
4	2.1318	2.7765	3.4954	4.6041
5	2.0150	2.5706	3.1634	4.0321
6	1.9432	2.4469	2.9687	3.7074
7	1.8946	2.3646	2.8412	3.4995
8	1.8595	2.3060	2.7515	3.3554
9	1.8331	2.2622	2.6850	3.2498
10	1.8125	2.2281	2.6338	3.1693
11	1.7959	2.2010	2.5931	3.1058
12	1.7823	2.1788	2.5600	3.0545
13	1.7709	2.1604	2.5326	3.0123
14	1.7613	2.1448	2.5096	2.9768
15	1.7531	2.1315	2.4899	2.9467
16	1.7459	2.1199	2.4729	2.9208
17	1.7396	2.1098	2.4581	2.8982
18	1.7341	2.1009	2.4450	2.8784
19	1.7291	2.0930	2.4334	2.8609
20	1.7247	2.0860	2.4231	2.8453
21	1.7207	2.0796	2.4138	2.8314
22	1.7171	2.0739	2.4055	2.8188
23	1.7139	2.0687	2.3979	2.8073
24	1.7109	2.0639	2.3910	2.7970
25	1.7081	2.0595	2.3846	2.7874
26	1.7056	2.0555	2.3788	2.7787
27	1.7033	2.0518	2.3734	2.7707
28	1.7011	2.0484	2.3685	2.7633
29	1.6991	2.0452	2.3638	2.7564
30	1.6973	2.0423	2.3596	2.7500
31	1.6955	2.0395	2.3556	2.7440
32	1.6939	2.0369	2.3518	2.7385
33	1.6924	2.0345	2.3483	2.7333
34	1.6909	2.0322	2.3451	2.7284
35	1.6896	2.0301	2.3420	2.7238
36	1.6883	2.0281	2.3391	2.7195
37	1.6871	2.0262	2.3363	2.7154
<b>38</b>	1.6860	<b>2.0244</b>	2.3337	2.7116
39	1.6849	2.0227	2.3313	2.7079
40	1.6839	2.0211	2.3289	2.7045



PEMERINTAH PROVINSI SULAWESI SELATAN  
**DINAS PENANAMAN MODAL DAN PELAYANAN TERPADU SATU PINTU**  
 BIDANG PENYELENGGARAAN PELAYANAN PERIZINAN

---

Nomor : 26822/S.01/PTSP/2019  
 Lampiran :  
 Perihal : Izin Penelitian

KepadaYth.  
 Kepala Kantor Kementerian Agama  
 Kota Makassar

di  
**Tempat**

Berdasarkan surat Dekan Fak. Tarbiyah dan Keguruan UIN Makassar Nomor : B-0546/T.1/PP.00.9/12/2019 tanggal 11 Desember 2019 perihal tersebut diatas, mahasiswa/peneliti dibawah ini:

**N a m a** : WIWI SATRIANI  
**Nomor Pokok** : 20400115033  
**Program Studi** : PEND. BAHASA INGGRIS  
**Pekerjaan/Lembaga** : MAHASISWA(S1)  
**Alamat** : J. H. M. Yasin Limpo No. 36- Santata Gowa

Bermaksud untuk melakukan penelitian di daerah/kantor saudara dalam rangka penyusunan Skripsi, dengan judul :

**" THE EFFET OF USING PICTURE SERIES IN WRITING NARRATIVE TEXT TO THE FIRST YEAR STUDENTS AT MAN 1 MAKASSAR "**

Yang akan dilaksanakan dari : Tgl. 17 Desember 2019 s/d 17 Februari 2020

Sehubungan dengan hal tersebut diatas, pada prinsipnya kami *menyetujui* kegiatan dimaksud dengan ketentuan yang tertera di belakang surat izin penelitian.

Demiikian Surat Keterangan ini diberikan agar dipergunakan sebagaimana mestinya.

Diterbitkan di Makassar  
 Pada tanggal : 17 Desember 2019

**A. H. GUBERNUR SULAWESI SELATAN**  
**KEPALA DINAS PENANAMAN MODAL DAN PELAYANAN TERPADU SATU PINTU**  
**PROVINSI SULAWESI SELATAN**  
 Selaku Administrator Pelayanan Perizinan Terpadu



**A. M. YAMIN, SE., MS.**  
 Pongkaj : Pembina Utama Madya  
 Nip. 19610513 190002 1 002

Terselasa Yth  
 1. Dekan Fak. Tarbiyah dan Keguruan UIN Makassar di Makassar;  
 2. Perizinan

SAKIP PTSP 18-12-2019

---

Jl. Bougainville No.5 Telp. (0411) 441077 Fax. (0411) 448936  
 Website : <http://siran.sulselprov.go.id> Email : [ptsp@sulselprov.go.id](mailto:ptsp@sulselprov.go.id)  
 Makassar 90231





KEMENTERIAN AGAMA REPUBLIK INDONESIA  
KANTOR KEMENTERIAN AGAMA KOTA MAKASSAR  
Jalan Rappocini Raya No.223 Telepon (0411) 453572, 424137  
Email : kotamakassar@kemenag.go.id  
Kota Makassar – Kode Pos 90222

Nomor : B- 7569 /KK.21.12/1/TL.00/12/2019  
Perihal : *Izin Penelitian*

Makassar, 23-12-2019

Yth. Ka. MAN 1 Makassar  
Di –  
Tempat

Berdasarkan Surat Kepala Dinas Penanaman Modal Dan Pelayanan Satu Pintu Prov. Sul-Sel Nomor: 26822/S.01/PTSP/2019 tanggal 17 Desember 2019 perihal Permohonan Izin Penelitian, maka bersama ini disampaikan kepada Saudara bahwa :

Nama : **Wiwi Satriani**  
Nomor Pokok : 20400115033  
Program Studi : Pend. Bahasa Inggris  
Pekerjaan : Mahasiswa (S1)  
Alamat : Jl. H.M. Yasin Limpo No. 36, Samata-Gowa  
Judul : **" The Effect Of Using Picture Series In Writing Narrative Text To The First Year Students At MAN 1 Makassar "**

Bermaksud mengadakan Penelitian pada Madrasah yang Saudara pimpin dalam rangka penyusunan **Skripsi** sesuai dengan judul di atas yang akan dilaksanakan mulai tanggal 17 Desember 2019 s/d 17 Februari 2020.

Dengan ketentuan sebagai berikut:

1. Mentaati semua peraturan perundang-undangan yang berlaku ;
2. Menyerahkan 1 (Satu) eksemplar copy hasil penelitian kepada Kepala Kantor Kementerian Agama Kota Makassar;
3. Surat izin ini akan dicabut kembali dan dinyatakan tidak berlaku apabila ternyata pemegang surat izin ini tidak mentaati ketentuan tersebut di atas.

Sehubungan dengan hal tersebut, maka harap diberikan bantuan dan fasilitas sesuai dengan kebutuhan dalam penelitian yang bersangkutan.

Demikian disampaikan atas kerjasamanya diucapkan terima kasih.

a.n. Kepala,  
Ka. Sub. Bagian Tata Usaha



- Tembusan :
1. Kantor Wilayah Kementerian Agama Prov. Sul - Sel di Makassar,
  2. Dekan Fak. Tarbiyah Dan Keguruan UIN Alauddin Makassar,
  3. Yang Bersangkutan.



**KEMENTERIAN AGAMA REPUBLIK INDONESIA  
KANTOR KEMENTERIAN AGAMA KOTA MAKASSAR  
MADRASAH ALIYAH NEGERI 1 KOTA MAKASSAR**

Jl. Tala'Salampang No. 46 Makassar  
Telepon. (0411) 868996. Faksimili. (0411) 864906;  
E-mail: man\_ujungpandang@yahoo.com

**SURAT KETERANGAN PENELITIAN**

Nomor : B-c/23 /Ma.21.12.01/PP.00.6/03/2020

Berdasarkan surat dari Kantor Kementerian Agama Kota Makassar, tanggal 23 Desember 2019 Nomor : B- 7569/KK.21.12/1/TL.00/12/2019 Perihal : Izin Penelitian, maka dengan ini Kepala MAN 1 Kota Makassar menerangkan :

Nama : **Wiwi Satriani**  
Pekerjaan : Mahasiswa S1 (UIN)  
Nomor Pokok/Stambuk : 20400115033  
Prog. Studi : Pendidikan Bahasa Inggris

Saudara tersebut di atas, telah mengadakan penelitian pada MAN 1 Kota Makassar pada tanggal 17 Desember 2019 s/d 17 Februari 2020 dengan judul penelitian :

***"The Effect Of Using Picture Series In Writing Narrative Text To The First Year Students At MAN 1 Kota Makassar"***

Demikian Surat Keterangan Penelitian ini dibuat untuk dipergunakan seperlunya.

Makassar, 05 - Maret 2020





**UNIVERSITAS ISLAM NEGERI ALAUDDIN MAKASSAR**  
**FAKULTAS TARBİYAH DAN KEGURUAN**  
**UNIT ALAUDDIN TESTING AND ASSESSMENT CENTER**  
 Jl. H. M. Yasin Limpo No. 36 Samata-Gowa, Tlp. 0411-1500365, Faks. 0411-8221400 Kodepos 92114  
 Email: atace@uin-alauddin.ac.id



**SURAT KETERANGAN VALIDASI**  
**Nomor: 016/ATACe.03/I/2020**

Yang bertanda tangan di bawah ini, Ketua Unit Alauddin Testing dan Assessment Center (ATACe) Fakultas Tarbiyah dan Keguruan UIN Alauddin Makassar menyatakan bahwa instrumen penelitian yang disusun oleh,

Nama : Wiwi Satriani  
 NIM : 20400115033  
 Semester : IX (Sembilan)  
 Program Studi : Pendidikan Bahasa Inggris  
 Fakultas : Tarbiyah dan Keguruan  
 Judul Skripsi :

**"The Effect of Using Picture Series in Writing Narrative Text to The First Year Students at MAN 1 Makassar"**

Telah diperiksa dan dikoreksi oleh validator sehingga dinyatakan layak untuk digunakan.

Demikian surat keterangan ini dibuat untuk dipergunakan seperlunya.

Samata-Gowa,  
 Ketua Unit ATACe,

Nursalam, S.Pd., M.Si.  
 NIP 198012292003121003

## DOCUMENTATION



**The researcher conducted pre-test in experimental class**



**The researcher conducted pre-test in controlled class**



**The researcher taught the controlled class**



**The researcher taught the experimental class by using picture series**





**The researcher conducted post-test in Experimental class**



**The researcher conducted the post-test in controlled class**

## Pre-test

MAHAI KUMAR

One upon a time, there is a boy, his name is MAHAI KUMAR. He is always happy and he always help my mom. After he thinking, to go to the city to find a job and he success in city and married after 7 years. His mother was MAHAI but MAHAI is a rich kid because it doesn't contest. In MAHAI and MAHAI cursed to stone.

The circumstances there is a boy is name MAHAI, his mother was mother. One upon a time he go wander off to the city, after arriving in the city he became rich and elegant for marrying a rich girl, he forget to be proud and arrogant not can acknowledging his own mother. Chase away and insult his and at this time also MAHAI's mother cursed him to stone.

MAHAI KUMAR

One day, there is the boy in Maheer left with mother. He is Maheer. When the day finish, mother and mother too make for. After Maheer later, Maheer go to city for find a work. He married a girl and go to his village. He forget a mother too. But he and wife, his wife happy because financial condition is up when he go to village, he she see look his mother in a shape of a very ugly and he not about his mother. So that he change a stone.

MAHAI KUMAR

One upon a time, there is a boy, his name "MAHAI". MAHAI live with his mother in the beach. MAHAI is one son. There are a son, you can be decide to go to the city to find work. After a long time, MAHAI finally success, and MAHAI meet with a woman and they married, but MAHAI say to his wife he more proud away while he more looking new friends, and always asking about MAHAI's care in Maheer and MAHAI come from city, his living glamorous life. And his mother approach MAHAI, but MAHAI not want to see his mother. MAHAI's mother angry and MAHAI's curse MAHAI to be stone forever.

## Post-test

Golden Cucumber

One upon a time, there lived a kind girl named Saumya. Saumya's mother died a long time ago. After a long time left by his mother, father Saumya. Saumya wanted to married a widow with one child. Mother and half sister Saumya. Saumya not like his existence. Saumya's father fell ill and died. Mother and stepfather Saumya. Saumya's father had a long wish to Saumya. Saumya when Saumya went to the river to wash clothes, one of her clothes was carried away by water and Saumya find a grandmother and helped her to give a gold-filled cucumber. Because of good mother and stepfather asked the grandmother for a pumpkin filled with gold, mother and stepfather apologize to Saumya. Saumya find they had happily.

GOLDEN CUCUMBER

One day, she live as a widow and she want to have children. She meet a giant and she asked for a son of a giant and the giant granted a son on one condition, and that's when the child grew up, I would come and give it eat. The widow was given a child.

A few years later, the child grows up healthy and often helps his mother, and when the giant came to collect his promise and the girl run away being hunted by a giant and the girl was running until finally the monster got stuck in quicksand.

And the girl was free of giants and she lived happily ever after with her mother.

John Lake

One day, there is a young man who is fishing, his name is John. When fishing, he get a cup. John went home happily, but the pursued in house not eat. John went to look for the food, but when returned he found a lot of food that has been cooked. It happened in repeatedly. Finally he searched the food and out of time out. He eat a meal that is a gold.

John was apply for a garden with the condition of John wasn't eat fish and eat her later with fish. After getting married John lived with children and named Saumya. One day Saumya brought food for John, but not deliberately John looking for a gold because it was very angry at Saumya.


John said that Saumya is the fish, and at the time the fish to John, John and a lot of water that came together, John take that down fish and eat it.

### Treatment

**Teaching Learning Material**

Arrange these picture sentences into a good story. There are many pictures that you help you to arrange the picture sentences!

**Little Red Riding Hood**



1. A wolf wanted to eat her but afraid to do so in public. The wolf approached the girl. She nearly ran away when she was going. He asked the girl to wait as some flowers she really liked.
2. Once upon a time, there was a girl called Little Red Riding Hood. She walked through the woods to deliver food to her grandmother.
3. She met the grandmother and asked for the gift. He appeared as the grandmother. When the girl walked, he ate the girl too.
4. However, a hunter came to rescue and cut the wolf open. They killed the wolf's body with heavy stones, which killed him.
5. Little Red Riding Hood and her grandmother managed to return.
6. In the meantime, he went to the grandmother's house and passed water by pretending to be the girl.

**Write a short story (minimum 100 words) that starts with below.**

**Start with below**



Once upon a time, there was a boy named...  
The boy was very happy and...  
One day, he went to school...  
and he was very happy.

In a forest, there was a girl called...  
The girl was very beautiful...  
and she was very kind.

Once upon a time, there was a girl called...  
The girl was very beautiful...  
and she was very kind.

**Write a short story (minimum 100 words) that starts with below.**

**Start with below**



Once upon a time, there was a boy named...  
The boy was very happy and...  
One day, he went to school...  
and he was very happy.

In a forest, there was a girl called...  
The girl was very beautiful...  
and she was very kind.

Once upon a time, there was a girl called...  
The girl was very beautiful...  
and she was very kind.

**"Good Day"**

**Write a short story (minimum 100 words) that starts with below.**

**Start with below**



Once upon a time, there was a boy named...  
The boy was very happy and...  
One day, he went to school...  
and he was very happy.

In a forest, there was a girl called...  
The girl was very beautiful...  
and she was very kind.

Once upon a time, there was a girl called...  
The girl was very beautiful...  
and she was very kind.

**"Good Day"**

**Write a short story (minimum 100 words) that starts with below.**

**Start with below**



Once upon a time, there was a boy named...  
The boy was very happy and...  
One day, he went to school...  
and he was very happy.

In a forest, there was a girl called...  
The girl was very beautiful...  
and she was very kind.

Once upon a time, there was a girl called...  
The girl was very beautiful...  
and she was very kind.

**Write a short story (minimum 100 words) that starts with below.**

**Start with below**



Once upon a time, there was a boy named...  
The boy was very happy and...  
One day, he went to school...  
and he was very happy.

In a forest, there was a girl called...  
The girl was very beautiful...  
and she was very kind.

Once upon a time, there was a girl called...  
The girl was very beautiful...  
and she was very kind.

## CURRICULUM VITAE



The researcher, Wiwi Satriani is the third child of H. Ukkas and Hj. Imini. She was born on October 25<sup>th</sup> 1997 in Pare-pare, South Sulawesi. She has one sister namely Armayani, one brother namely Adriasmika and one younger brother namely M. Reihan. She started her education in 2001 at TK As'adiyah Belawa Baru.

In 2003, She continued her study at MI As'adiyah Belawa Baru and graduated in 2009. Her secondary school was at MTs As'adiyah Belawa Baru and graduated in 2012. In 2015, the researcher graduated from senior high school at MAK Al-Wasilah Lemo, Polewali Mandar. In the same year she was accepted as university students at UIN Alauddin Makassar majoring English Education Department. In the university, she joined several organization and English meeting clubs in order to gain knowledge an experience.

UNIVERSITAS ISLAM NEGERI  
ALAUDDIN  
M A K A S S A R