



- SMALL GRANT PROJECT: FINAL REPORT - YSEALI Regional Workshop: Good Governance and Civil Society [28 June, 2021]

Instructions

- Please submit this template by filling out required details of your project.
- On a link, please include photos of your project or videos (if applicable)

Project Title:

Data Box

Introduction and Background

It was observed that the Cambodian government spending on urban development did not solve the problem of the people. The civil citizen did not get to voice their opinion on the city urban development plan. The money spent on road construction, infrastructure development, and city planning did reflect the needs of the people.

Therefore, we aimed to bridge that gap between the spending decisions of the policy makers, and the real needs of respective communities. We also aimed to improve public participation in government spending.

Our solution to the problem was to develop a communication channel which collected the voices of the citizen and amplified them to better policy making and promote good governance.

Our team consisted of 6 members as with the name and role listed below:

- *Tithamatak Chhim, Project Lead & Communications*
- *Thavanny El, Public Relations & Partnerships Manager*
- *Pirun Chan, Researcher*
- *Rigoberto Peregrino de Castro Andrade, Content Manager & Host*
- *Muhammad Ikram Nur Fuady, Content Manager & Host*
- *Sokuntepy Chriv, Website Developer*



techsoup
ASIA-PACIFIC



Project Objectives and Goals

Data Box aimed to firstly, conduct research on important issues, secondly, published our data and findings on open channels, and then, presented the data and findings to the policy makers and relevant stakeholders.

We started with a pilot topic “**My Future City**” which focused on **Urban Development in Phnom Penh**, the capital city of Cambodia.

In our first stage of our project, we aim to:

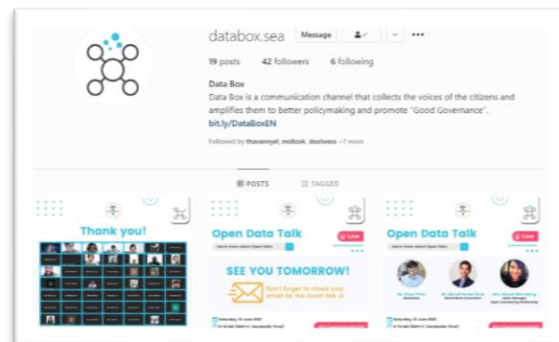
- Involve policy makers from at least one relevant ministry in the consultation
- 300+ respondents from youth group (16-35 years old)
- Present to policy makers from at least one relevant ministry.
- Present to the U.S. Ambassador to Cambodia.

Project Activities and Outcomes

Timeline: April 2021 – June 2021

Plan of Actions & Outcome

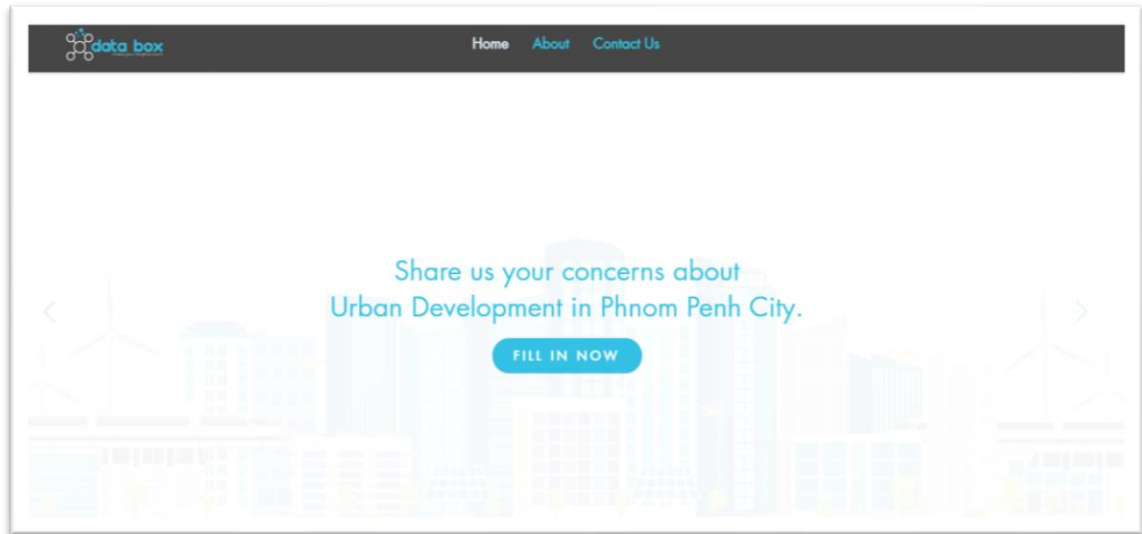
- April 1 – May 14, 2021: Design and test pilot research methods
- April 13, 2021: We kickstarted our Facebook page and Instagram page for Data Box.
 - Since April 13 – 28 June, 2021, we received 712 followers on our [Facebook page](#) while on [Instagram](#), we received 42 followers.
 - We have produced 25 contents, 24 posters and 1 video.
 - We also received more than 132,122 reaches on our Facebook page and 2,332 on our Instagram page.



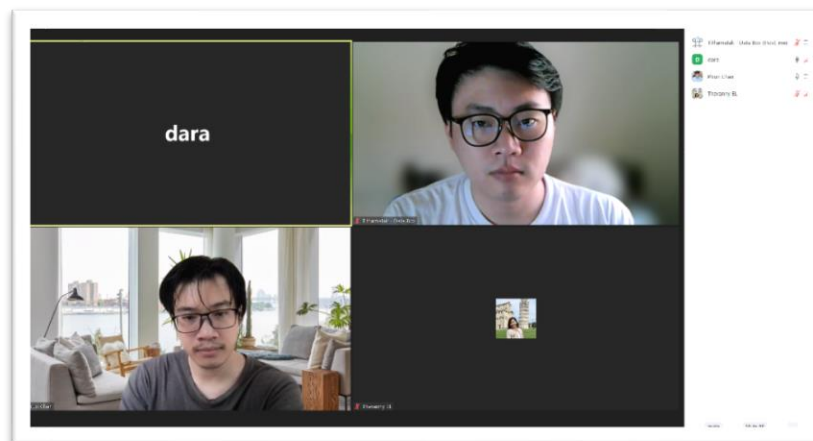
techsoup
ASIA-PACIFIC



- We had also officially launched our website which can be found [here](#).



- In the research methods design phase, we have reached out to 4 individuals from 3 different institutions for consultation:
 - May 8, 2021: Consultation meeting with Ms. Dalin Chhun, a government official from the Ministry of Economy and Finance of Cambodia.
 - May 10, 2021: Requested for a questionnaire's consultation with a local research-based think-tank, Konrad-Adenauer-Stiftung Cambodia.
 - May 13, 2021: Consultation meeting with Mr. Kosal Ban, a government official from the Ministry of Economy and Finance of Cambodia.
 - May 14, 2021: Questionnaires consultation with a researcher, Mr. Dara Chea, from a local research-based think-tank, Future Forum.





- *May 17 – May 31, 2021: Data collection starts.*
 - *The deadline was extended to June 6, 2021.*
 - *June 6 – June 23, 2021: Compiling, cleaning, analyze and write the findings report from the survey.*
 - *We received a total of 303 respondents for our survey.*
 - *However, after cleaning up the data, we received 274 responses with close male (57%) and female (42%) balance ratio and a 1% from whom wishes to not disclose their gender identity.*
 - *The poster was also shared by the U.S. Embassy, Phnom Penh as well. [Click here](#) to see the posts.*
 - *We also reached out to various youth groups and organization to help us share the survey:*
 - [The U.S. Ambassador's Youth Council](#)
 - [SEALNet Club Cambodia](#)
 - [AIESEC Cambodia](#)
 - [DIS Project Team](#)
 - [JCI Cambodia](#)





- June 2, 2021: Started the promotional campaign for Open Data Talk
 - June 12, 2021: Open Data Talk online webinar with Mr. Biondi Sanda Sima, World Bank Consultant, and Mrs. Nanda Sihombing, Asian Manager at Open Contracting Partnership. We also had Mr. Pirun Chan, our fellow Data Box member as the moderator for the Open Data Talk as well.
 - We received 92 registrations for our online webinar. However, to our surprise, we received over 100+ participants in the Zoom meeting and 20+ concurrent viewers on our Facebook live on the event day.
 - The video of the [Live webinar](#) was posted on our Facebook page.



Open Data Talk

Learn more about Open Data

facebook/sea.databox

Mr. Blondi Sanda Sima
World Bank Consultant

Mrs. Nanda Sihombing
Asian Manager
Open Contracting Partnership

Saturday, 12 June 2021
9-10 AM (GMT+7, Cambodia Time)
On Zoom

Register: bit.ly/opendatatalk2021

USAID techsoup ASIA-PACIFIC

Thank you!

USAID techsoup ASIA-PACIFIC

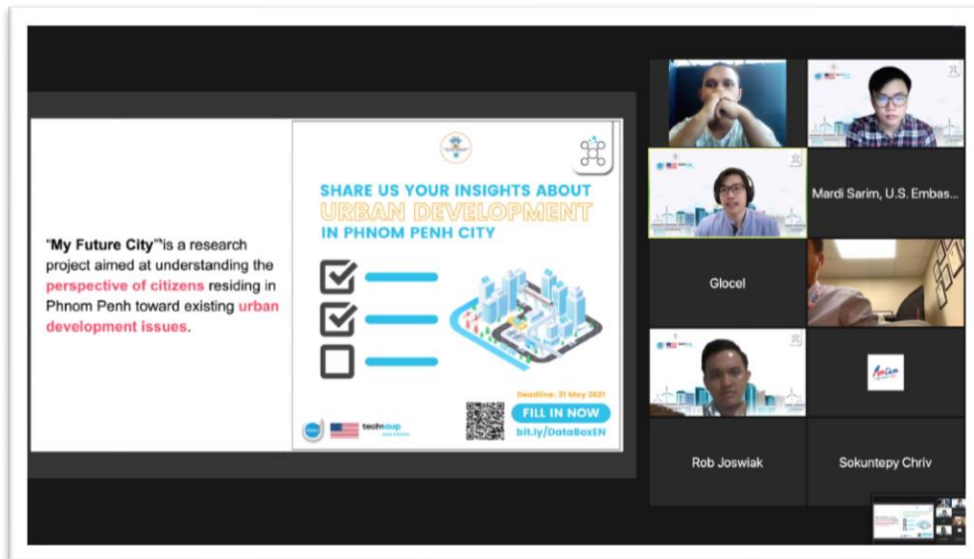
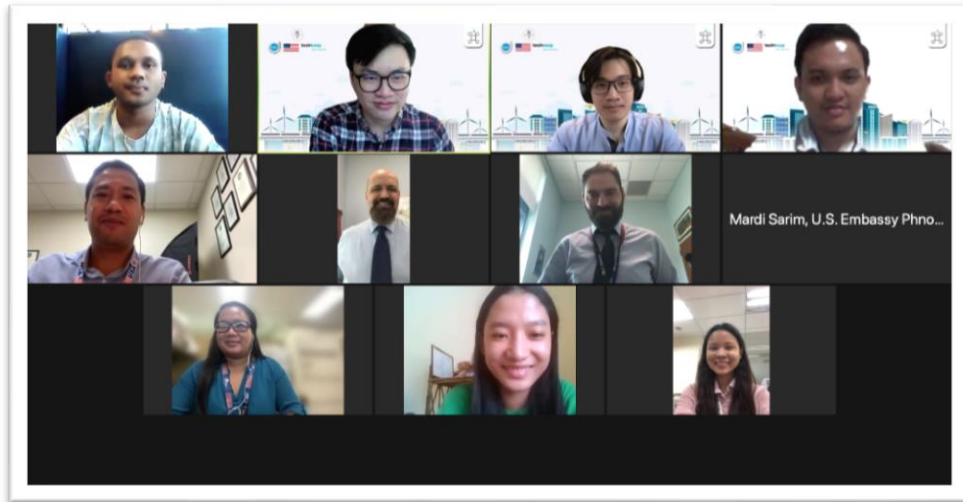
Thank you!

USAID techsoup ASIA-PACIFIC

- *June 24, 2021: Conduct a meeting with the Public Affair Officer, Arend Zwartjes from the U.S. Embassy, Phnom Penh to present our findings.*
 - *The meeting was facilitated by the Cambodia's YSEALI Coordinator, Mr. Mardi Sarim.*
 - *The Embassy was impressed with our findings and they would offer to help share our findings on the U.S. Embassy Phnom Penh's Facebook page.*
 - *They were also willing to help connect us with Cambodian government officials from the ministries in order to ease the communication processes.*



- However, one recommendation from the U.S. Embassy, Phnom Penh's team was for us to present our data findings to the government officials or the city's governor first before publishing it to the public.



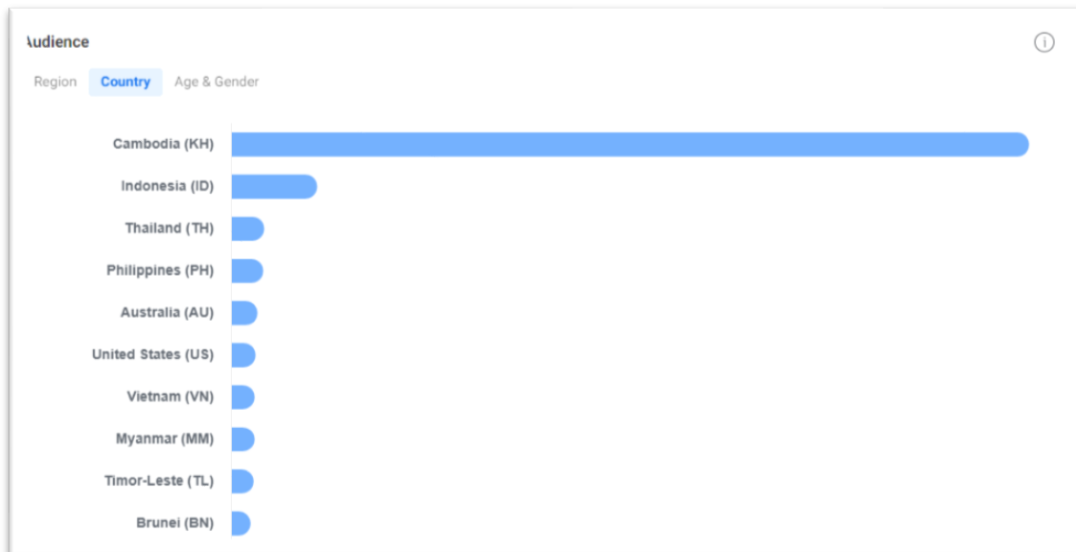
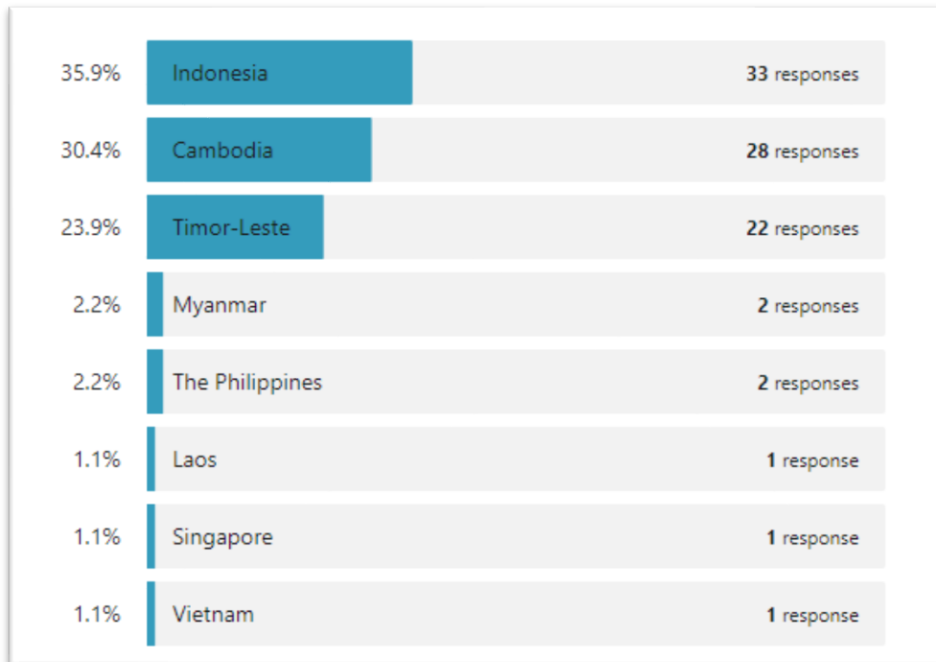
- June 28, 2021: Final Report Submission

Project Impact

- From our social media platforms, we have reached out to more than 132,122 reaches on our Facebook page and 2,332 on our Instagram page.

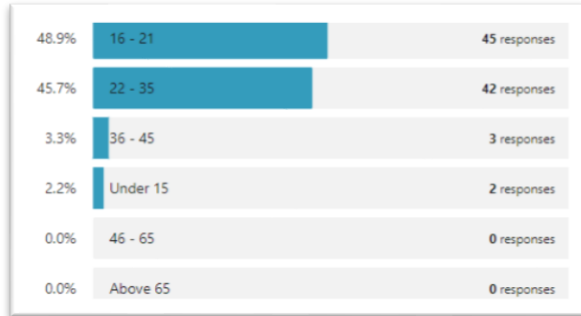
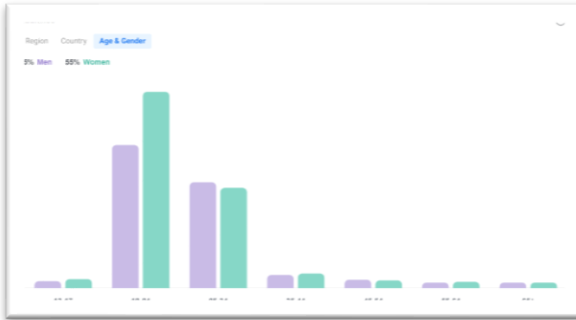


- *Our Open Data Talk received more than 100+ participants on Zoom and, majority of them are youth and university students from Cambodia, Indonesia, Timor Leste, Singapore, the Philippines, Laos, Myanmar, Singapore, Brunei, Vietnam, Australia, and the United States.*

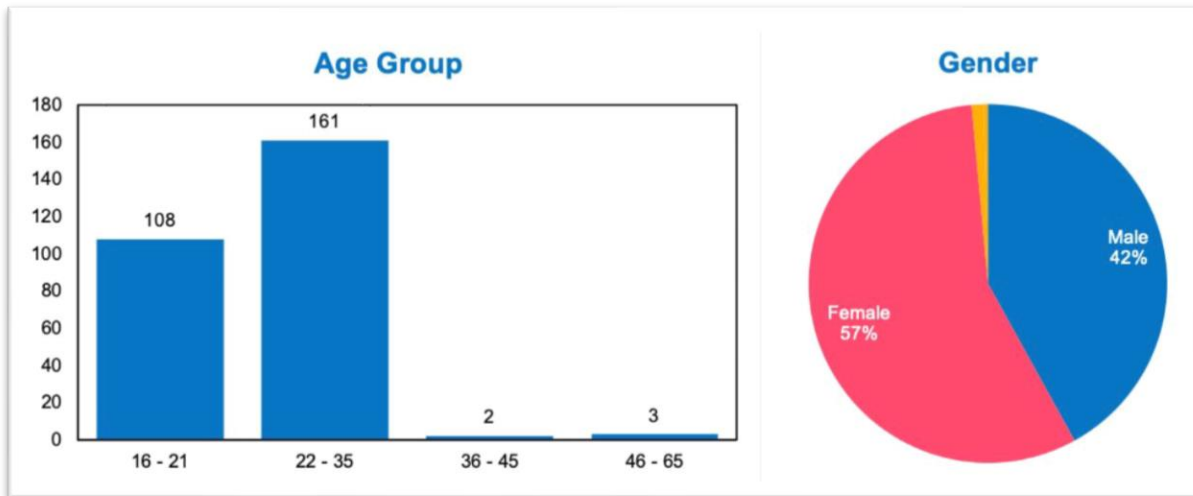


- *Moreover, majority of our audiences were aged between 16-35 years old, both on Zoom and on our Facebook live.*





- We have also received more 303 respondents from our survey on “My Future City”.
- However, after cleaning up the data, we were able to narrow down to 274 responses with close male (57%) and female (42%) balance ratio.
- Read the full findings report [here](#).
- The majority age groups of our respondents were 22-35 followed up 16-21 which were the right target audience for our survey.

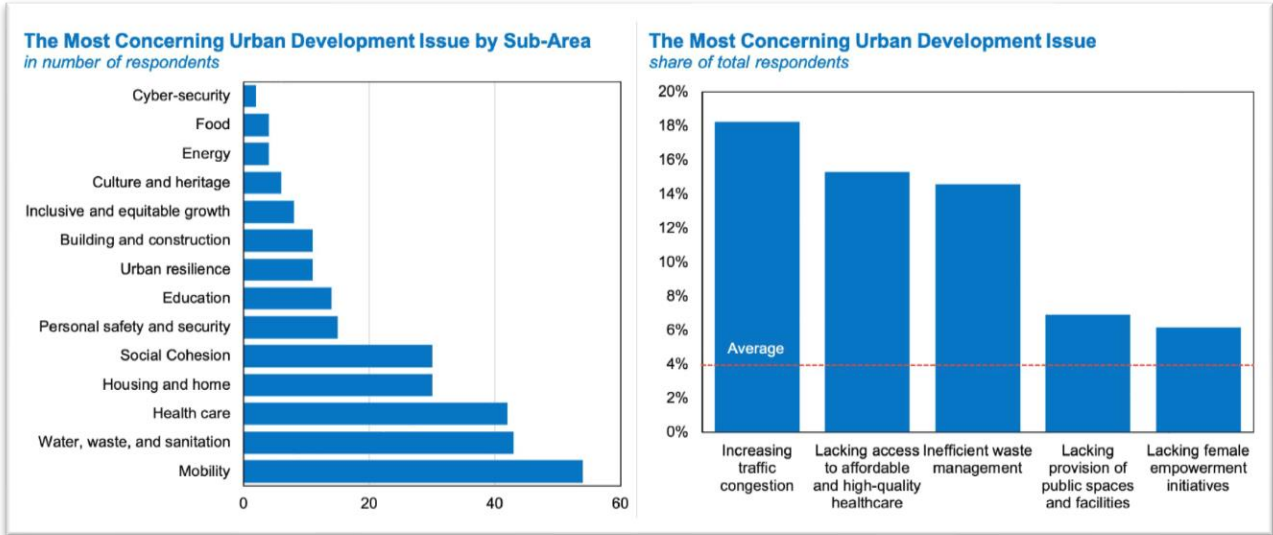


- A large margin of our respondents believed that the most concerning urban development issues in Phnom Penh City, Cambodia is the **Increasing traffic**

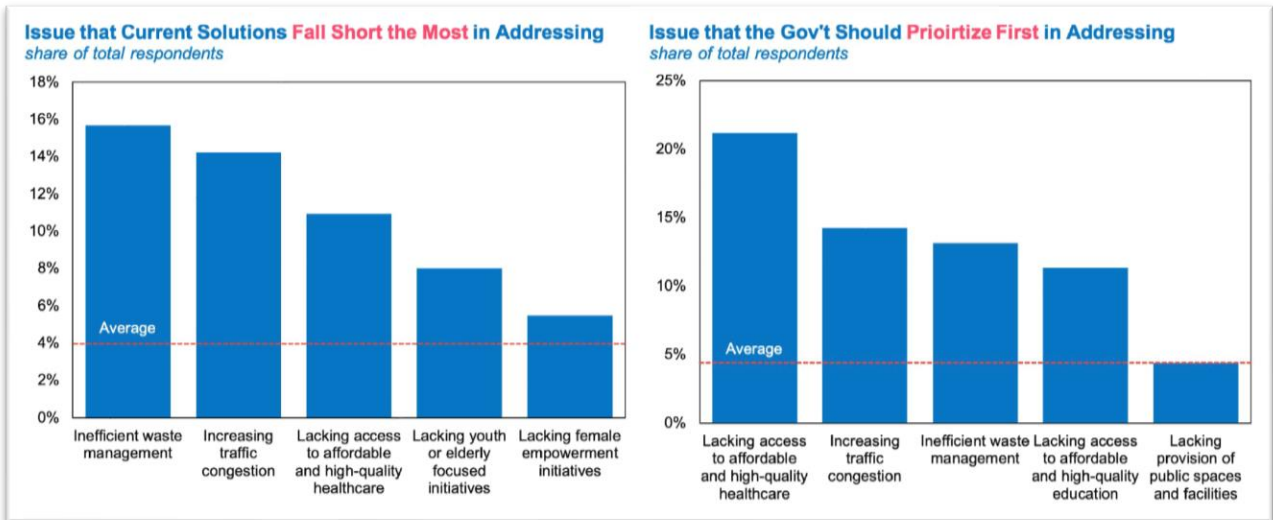




congestion (18%) followed by the **Lacking access to affordable and high-quality healthcare**, and **Inefficient waste management** both were at around (15%).



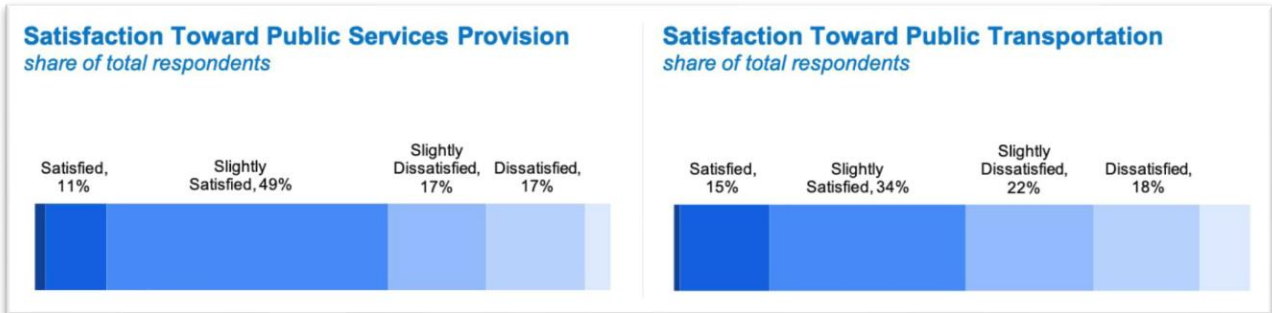
- However, it was also noted as well that the survey was done during the COVID-19 pandemic; thus, it was no stranger to see the Lacking of access to affordable and high-quality healthcare to be one of the top concerning issues.
- Our respondents also shared that **inefficient waste management** was the issue that fell short the most in addressing with almost (16%) of our respondents.
- Additionally, we also asked our respondents about what issues should be the most prioritized, and they believed that improving access to affordable and high-quality healthcare should be the first priority at more than (20%) of the respondents.



techsoup
ASIA-PACIFIC



- *Interestingly, looking at the public services provision of Phnom Penh city's urban development, more than half of the respondents were satisfied, but also believed that more can be done to improve it.*



- *We also asked our participants about their concerns on climate change and more than (96%) of the respondents showed that climate change was a serious and important issue that was negatively impact Phnom Penh city and that it needed to be dealt with.*

It was a bit of a challenge to measure our impacts on how our data can improve policymaking since the new Cambodia's National Budget would not be released until November 2021. We planned to publish our data to the public within July 2021 and we are also still waiting to present the insights to the local government official within July 2021 as well. By then, we will get a better understanding and a bigger picture of our project's impacts.

Summary and Highlights

What are the main learning points from the process of implementing your project?

First, we learned to use various tools in order to carry out our project virtually. Tools such as Canva helped us a lot in terms of creating contents, posters, and various artwork to be used and posted on our social media and websites. We have also learned how to create and build our own website as well which was very cool and an amazing learning opportunity for us as a team.

Second, we learned that conducting online survey can be challenging, as a comprehensive questionnaire needed more commitment from the respondents and it can be boring, therefore we were lucky to have a vast network to help us share and complete our survey.





What are the best practices in project management that you can share?

We believe that the best practices from the project was the fact that everything was done online and that we have to adapt to a lot of tools in order to carry out our project. The project allowed us to utilize all of the existing online tools to carry out the project despite being in lockdowns during the COVID-19 pandemic. Moreover, given the nature of it being virtual, it was also easier to schedule meetings with stakeholders or government officials as well. We were able to conduct a meeting with two officials from the Ministry of Economy and Finance of Cambodia, one meeting with a researcher from Future Forum.

Additionally, we found our YSEALI Coordinator, Mr. Mardi Sarim, very helpful and supportive of our project. He helped connect us with the U.S. Embassy, Phnom Penh which got our content posted on the Embassy's more than 1 million follower Facebook page. He also helped us to schedule a meeting with the U.S. Ambassador to Cambodia, Ambassador W. Patrick Murphy as well. However, due to his strict schedule we were not able to meet him. On the bright side, we still got meet with the Public Affair Officer from the U.S. Embassy, Phnom Penh as well.

What are the challenges that you faced in the process of implementing the project and steps you took to overcome them?

First, we believe that the most challenging aspects of the project implementation was the fact that everything was done online. Our team did not get to meet each other face to face which made it quite difficult to communicate and carry out the project. Moreover, it was a challenging task as well to get people to complete our surveys and take part with us virtually given the nature that our survey was quite long for people to complete. However, nothing was impossible and we believed that social media and online tool played a very important role in helping us persevere in this difficult time. We are able to utilize resources such as Zoom and Telegram to carry out our team meetings and team discussions. We would also use various social media platforms to distribute our survey to our audience online. We set up a Facebook page as well as an Instagram page to attract and share our information and survey to our audiences. We also utilized our youth networks to reach out to hundreds of people from various youth groups, organizations, NGO, associations, and companies in order to achieve our goal. Moreover, the YSEALI Workshop and the immense supports from the TechSoup team helped our team a lot to better design and create our website. We used what we have learned from the workshop to integrate it into our project implementation. Additionally, the meeting with the TechSoup team on website building and creation really helped us a lot in better develop our website for the project. It did not just help us in terms of project implementation wise, but it did also help our team member, Tepy, 's personal development in website designing as well since she is a computer engineer student.





The second challenge was that we had to face was the delay of the funding transfer. During the first month of project implementation, we had not yet received the funding which made it difficult to subscribe to tools such as Zoom, Canva, Typeform, and get our website up and running. However, to overcome this, we decided to use our own money to pay for those tools first and reimburse it later when we received the money. Fortunately, Canva provide a 30 days free trial of its Pro subscription for a new user, so we utilized that and got one month for free which is very helpful to help us get through the first month.

Third, due to the scope of our project and the project timeline that was given from April 1 until June 18, we found it a bit difficult to fully see the result of our project's impact. Since it will take until November to see the new government's national budget, it is going to take us quite a while in order to see how much impact can our project contribute. Along the same line as well, it was quite difficult to schedule a meeting with the top government official due to COVID-19 as all of the government and its departments has imposed a work from home policy. Also, if we were to engage with the government, we had to went through the bottom-up approach which would take us a lot of time and time was not really on our side. However, with the meeting with the U.S. Embassy, Phnom Penh, they were gracious enough to offer help to reach out to government official on behalf of the Embassy for us, and that would be our next plan in the coming month.

If you can, what would you do differently that you think could support more of the success of your project?

Since our stakeholders are government and public institutions, we might need support from formal entity; therefore, we would reach out to the U.S Embassy, Phnom Penh, or YSEALI Coordinator, prior to the start of the project because they can help connecting us to the targeted stakeholders.

Moreover, we also included gamification into our project implementation as well and we believed that it would help make our survey stand out and reach out to a lot more people. However, with limited budget and timeframe, we were not able to do so. Therefore, if we were to further support this project, we would really wish to have gamification along with the project implementation.





Share any media feature and highlight (print, social media, etc) (if any)

You can find all of the posters and videos used in our project in this [link](#).



techsoup
ASIA-PACIFIC



Contribution

This project would not have been completed without the tremendous help and contribution from our talented team members.

- Tithamatak Chhim was the Project Lead for Data Box as well as the content designer for the project as well. He organized the meeting within the team as well as keeping track of the project implementation and making sure that the project can be achieved successfully as well. He also works on designing the contents that were posted on the Data Box's Facebook page and Instagram page. He was also the main contact person between TechSoup and the team as well as the communication with YSEALI Coordinator at the U.S. Embassy, Phnom Penh.
- Thavanny El was our Finance and Public Relations person. She handled all of our financial transactions and help keeping records of all of our financial spending. Moreover, she also took part in reaching out to various stakeholders for the consultation for our project as well reaching out to the participants to join our Open Data Talk as well.
- *Rigoberto Peregrino de Castro Andrade was part of the content team along with Ikram to organize and host the Open Data Talk. He worked on the content for the Open Data Talk and design the beautiful posters for the webinar as well. We received so many participants from Timor Leste because of his vast networks.*
- *Muhammad Ikram Nur Fuady was also in charge of organizing the Open Data Talk webinar with Rigoberto. He reached out and invited the speakers for our event, and he also work on the content as well as the agenda for the Open Data Talk as well.*
- Sokuntepy Chriv was our tech person and she helped us set up our website. With the meeting she had with the TechSoup team, she was able to get the website to look very nice. Tepy also helped out a lot with the content designing with Rigoberto for the Open Data Talk webinar as well.
- *Pirun Chan played a very important role in creating and forming up our research methodologies and our research processes. He also had a very wide network of peers which helped us a lot in reaching out target goal of 300+ respondents for our survey.*

Budget and Expenses

We have received overall amount 2345.9 USD from TechSoup team. The transaction fee costed 20 USD. We kicked started our project by creating a website (<https://www.databoxsea.net/>) which we spent 151.95 USD for the domain and server to run the website. We have also paid 50 USD to our website developer to maintain and improve its surface.

After done creating the website, we started to create our survey template by subscribing Typeform for 3 months as listed in the proposal. The survey template could not be created without our researcher who responsible for creating, collecting, and as well as analyzing; therefore, we provided him 70 USD for the whole 3 months project.

To engage with the targeted audiences, we have focused on digital marketing which we need a content creator and graphic designer to create interesting posters, thus; we paid 100 USD for the whole 3 months project. To support on the designing, we have subscribed Canvas Pro for 2





months which costed 25.98 USD. Creating good posters is not enough, we also need to boost our Facebook page to reach out to more people, therefore; we spent 143.06 USD for the social media engagement.

The project could not be done without having proper communication tool. For the whole 3 months project, we have subscribed Zoom Premium which costed 45 USD for our Internal Meeting and as well as doing our Data Talk. We have also provided Internet Stipend for our 6 members which costed 959.4 USD. As planned, we also need to spend on Team's T-shirt which cost 120 and the estimated shipping fee for our Indonesian Teammate is 50 USD.

At the end of the project, we have received 303 survey respondents and 1 response costs 0.5 USD. Therefore, we will contribute 151.5 USD to the educational local NGO as promised.

We still have around 350.94 USD leftover from the overall budget due to that fact that the project was done entirely virtually, so we did not get to spend the entire budget on transportation, printing, and the gifts for speakers and stakeholders. However, with the remaining budget, we would still further use it to support and sustain the project further since this project will still be continued even after the program ended.

Income: 2345.9 USD
Expended 1991.89 USD
Remaining balance: 350.94 USD

Find the [link here](#) for the financial spreadsheet. It is listed under the Overall Expenses tab.