

**IMPROVING SPEAKING ABILITY OF THE THIRD YEAR STUDENTS AT
MTsN MODEL MAKASSAR THROUGH EDUCATIONAL DRAMA
(A Classroom Action Research at Class IX MTsN Model Makassar)**



A Thesis

**Submitted in Partial Fulfilment of the Requirements for the Degree of
Sarjana Pendidikan in English Education Department of
Tarbiyah and Teaching Science Faculty of
UIN Alauddin Makassar**

BY

KURATUL AINI

Reg. Number: 20401110039

**ENGLISH TEACHING DEPARTMENT
TARBIYAH AND TEACHING SCIENCE FACULTY
ALAUDDIN STATE ISLAMIC UNIVERSITY MAKASSAR
2014**

PERNYATAAN KEASLIAN SKRIPSI

Mahasiswa yang bertanda tangan di bawah ini:

Nama : Kuratul Aini
NIM : 20401110039
Tempat/Tgl.Lahir : Bajo/19 Oktober 1992
Jur/Prodi/Konsentrasi : Pendidikan Bahasa Inggris
Fakultas/Program : Tarbiyah dan Keguruan UIN Alauddin Makassar/Strata 1
Alamat : Jln. Alauddin 2, No.19
Judul : Improving Speaking Ability of the Third Year Students at
Mtsn Model Makassar through Educational Drama.
(A Class Action Research of MTsN Model Makassar)

Menyatakan dengan sesungguhnya dan penuh kesadaran bahwa skripsi ini benar adalah hasil karya sendiri. Jika di kemudian hari terbukti bahwa ia merupakan duplikasi, tiruan, atau dibuat oleh orang lain, sebagian atau seluruhnya, maka skripsi dan gelar yang diperoleh karenanya batal demi hukum.

Makassar, Juli 2014

Penyusun,

KURATUL AINI
NIM. 20401110039

PERSETUJUAN PEMBIMBING

Pembimbing penulisan skripsi saudara **Kuratul Aini**, NIM. **20401110039**, mahasiswa Jurusan Pendidikan Bahasa Inggris pada Fakultas Tarbiyah dan Keguruan UIN Alauddin Makassar, setelah dengan seksama meneliti dan mengoreksi skripsi yang bersangkutan dengan judul *“Improving Speaking Ability Of The Third Year Students At MTsN Model Makassar Through Educational Drama”* memandang bahwa skripsi tersebut telah memenuhi syarat-syarat ilmiah dan dapat disetujui untuk diajukan ke sidang munaqasyah.

Demikian persetujuan ini diberikan untuk dipergunakan dan diproses selanjutnya.

Makassar, 14 Juli 2014

Pembimbing I

Pembimbing II

Dra. St. Azisah, M.Ed.St., Ph.D.

NIP. 19671231 199303 2 016

Drs. H. Abd. Muis Said, M.Ed.

NIP. 19651231 199003 1 024

PENGESAHAN SKRIPSI

Skripsi yang berjudul *“Improving Speaking Ability Of The Third Year Students Through Educational Drama (A Class Action Research of MTsN Model Makassar)”* yang disusun oleh saudari **Kuratul Aini**, NIM: **20401110039**, Mahasiswa Jurusan Pendidikan Bahasa Inggris pada Fakultas Tarbiyah dan Keguruan UIN Alauddin Makassar, telah diuji dan dipertahankan dalam sidang munaqasyah yang diselenggarakan pada hari Senin, 18 Agustus 2014 bertepatan dengan 21 Syawwal 1435 H dan dinyatakan dapat diterima sebagai salah satu syarat untuk mendapatkan gelar Sarjana Pendidikan (S.Pd) pada Fakultas Tarbiyah dan Keguruan Program Studi Pendidikan Bahasa Inggris dengan beberapa perbaikan.

Samata-Gowa, 18 Agustus 2014 M
21 Syawwal 1435 H

DEWAN PENGUJI

(SK. Dekan No. 1105 Tertanggal 11 Agustus Tahun 2014)

| | |
|---------------|---|
| Ketua | : Dra.Hj. Djuwairiah Ahmad, M.Pd., M.TESOL. (.....) |
| Sekretaris | : H. Erwin Hafid, Lc., M.Th.I., M.Ed. (.....) |
| Munaqisy I | : Dr. H. Wahyuddin Naro, M.Hum (.....) |
| Munaqisy II | : Drs. Muh. Rusdi T, M.Ag (.....) |
| Pembimbing I | : Dra. St. Azisah, M.Ed.St., Ph.D. (.....) |
| Pembimbing II | : Drs. H. Abd. Muis Said, M.Ed. (.....) |

Disahkan oleh:

Dekan Fakultas Tarbiyah dan Keguruan UIN Alauddin Makassar

Dr. H. Salehuddin, M.Ag
Nip. 19541212 198503 1 001

ACKNOWLEDGEMENTS

بِسْمِ اللَّهِ الرَّحْمَنِ الرَّحِيمِ

First of all, the writer would like to express thanks to the almighty Allah for giving the writer a wonderful life and opportunity until the thesis could be completed. *Allamdulillahi robbilA'lamin*. Secondly, the writer recites *sholawat* and *salam* for His chosen messenger, Muhammad *sallallahualaihi wasallam*, who has brought us from the darkness and stupidity to the cleverness and lightness until the Muslims can face this educated life.

The success of the writer in writing this thesis is supported and encouraged by many people who gave valuable assistance and guidance. The writer realizes that this thesis would have not been finished without their support. Therefore, the writer would like to express her special gratitude to the writer's beloved and the greatest parents, **Abdul Karim** and **Raodah** for their continuous pray to the Almighty God, love, pray, support, and sacrifices until the writer can finish her thesis. Thanks for your dedication. May the writer can repay all your struggle.

1. **Prof. Dr. H. A. Qadir Gassing HT, MS**, the Rector of Islamic State University of Alauddin Makassar, for his advice during her period of study at the University.
2. **Dr. H. Salehuddin, M.Ag.**, The Dean of Tarbiyah and Teaching Science Faculty, for advice and motivation.
3. **Dr. Hj. Djuwairiah Ahmad, M.Pd., M. TESOL** and **H. Erwin Hafid, Lc., M.Th.I., M.Ed** The Head and the Secretary of English Department of Tarbiyah

and Teaching Science Faculty of Alauddin State Islamic University (UIN) Makassar who have helped, guided, and supported the writer.

4. The writer's beloved brothers and sisters especially for **Sufriati, Muzakir, Nurwadia** and all of family cannot be mentioned here.
5. **Dra. St. Azisah, M.Ed.St., Ph.D** as the first consultant and as the second consultant **Dr. H. Abd. Muis Said, M.Ed** who have given the writer guidance, correction and all support since the preliminary stage of manuscript until the completing of this thesis.
6. All lecturers and staff of English Education Department for their guidance and assistance during the years of the researcher's study.
7. **Drs. H. Abdul Rafik, M.Pd** as the Headmaster of MTSN Model Makassar and students IX of the school for their good cooperation.
8. The students and all of the teachers in MTsN Model Makassar who helped me a lot in my research.
9. The writer's classmates in English Education Department especially for PBI 3.4 Groups those are: **Justang, Luqman, M. Al-irjiza, Mardhatillah, Marhaeni, Masyaeni, Miftahul, Misbahudin, Mitha Rahdiani, Mulyo Raharjo, Muh. Akbar, Muh. Saddam, Muh. As'ad, Muh. Irfan, Muh. Lutfi, Muh. Syahril, Multazam, Mursaha, Mutmainnah, Nasmawati, Hasrul, Nur Alimah, Nur Faidha, Nurfajri, Husnil, Nurrahmi, Nursripit, and Nur Aztmha**, for their togetherness, motivation and support.

10. The writers' best friends: **Fanty Pataha, Wulan Suswandira, and Rostina Wardiana**, you are my soul mate forever guys. And all of friends that cannot be mention here. Thank you so much.

The writer is sure that, this thesis is far from being perfect so the researcher sincerely appreciates the constructive criticism from the reader.

Finally, by reciting *Alhamdulillah RobbilAlamin*, the researcher has been succeed to finish her work or research according to the target of time and also target of the research, nothing left or forgotten to do.

Makassar, July 2014

The Writer,



Kuratul Aini
Nim. 20401110039

LIST OF CONTENTS

| | |
|---|-------------|
| TITLE PAGE | i |
| PENYATAAN KEASLIAN SKRIPSI..... | ii |
| PERSETUJUAN PEMBIMBING | iii |
| PENGESAHAN SKRIPSI | iv |
| ACKNOWLEDGEMENTS | v |
| LIST OF CONTENTS | viii |
| LIST OF TABLES | x |
| LIST OF CHARTS | xi |
| LIST OF APPENDICES | xii |
| ABSTRACT | xiii |
| CHAPTER I INTRODUCTION | |
| A. Background..... | 1 |
| B. Problem Statements | 3 |
| C. Research Objectives | 3 |
| D. Research Significances | 4 |
| E. Research Scope | 4 |
| CHAPTER II REVIEW OF RELATED LITERATURE | |
| A. Some Previous of Related Research Findings | 5 |
| B. Some Pertinent Ideas | viii |
| 1. Concept of Speaking | viii |
| a. Definition of Speaking | viii |
| b. Element of Speaking..... | 7 |
| c. Types of Speaking Test..... | 9 |
| d. Functions of speaking..... | 10 |

| | |
|--|-----------|
| e. Teaching Speaking..... | 11 |
| 2. Concept of Educational Drama | 15 |
| a. Definition of Educational Drama | 15 |
| b. Teaching Educational Drama | 18 |
| C. Theoretical framework | 20 |
| D. Conceptual Framework | 22 |
| CHAPTER III RESEARCH METHODOLOGY | |
| A. Research Method | 23 |
| B. Research Design | 23 |
| C. Research Subject..... | 25 |
| D. Research Time | 26 |
| E. Research Instruments..... | 26 |
| F. Research Participant..... | 27 |
| G. Research Target..... | 28 |
| H. Data Collecting Procedures | 28 |
| I. Data Analysis Technique | 32 |
| CHAPTER IV FINDING AND DISCUSSION | |
| A. Findings | 38 |
| B. Discussion..... | 64 |
| CHAPTER V CONCLUSION AND SUGGESTION | |
| A. Conclusion | 66 |
| B. Suggestion | 67 |
| BIBLIOGRAPHIES..... | 69 |
| APPENDICES..... | 72 |
| CURRICULUM VITAE | |

LIST OF TABLES

| | | |
|-----------------|---|----|
| Table.1a | Speaking Scores and Criteria of Accuracy..... | 33 |
| Table.1b | Speaking Scores and Criteria of Vocabulary and Grammar..... | 33 |
| Table.1c | Speaking Scores and Criteria of Fluency..... | 34 |
| Table.2 | Classification score of students..... | 35 |
| Table.3 | The Form of Observation Sheet..... | 36 |
| Table.4 | Students' Activeness Score..... | 37 |
| Table.5 | The Result of Observation Sheet in the Cycle I..... | 42 |
| Table. 6 | The Students' Speaking Accuracy from P.T to Cycle I..... | 44 |
| Table.7 | The Students' Mean Score in Organization..... | 46 |
| Table.8 | The Result of Students' Mean Score Classification in Fluency and Comprehensibility at the Cycle I..... | 48 |
| Table.9 | The Indicator of Successful Students' Mean Score at the Cycle I...48 | |
| Table.10 | The Result of the Observation Sheet in the Cycle II..... | 53 |
| Table.11 | The Result of Students' Mean Score Classification in Fluency Comprehensibility at the Cycle II..... | 54 |
| Table.12 | The Students' Speaking Accuracy of Cycle I to Cycle II..... | 57 |
| Table.13 | The Students' Mean Score in Fluency..... | 59 |
| Table.14 | The Indicator of Successful Students' Mean Score at the Cycle II.... | 60 |
| Table.15 | The Result of Student's Mean Score Classification in fluency and comprehensibility at the Cycle II..... | 61 |
| Table.16 | The Observation Result of the Students' activeness in Learning Process..... | 62 |

LIST OF CHARTS

| | | |
|-----------------|--|----|
| Chart. 1 | The Students' Speaking Accuracy..... | 45 |
| Chart. 2 | The Improvements Students' Speaking Accuracy in the Cycle I..... | 46 |
| Chart. 3 | The Students' Mean Score in Organization at the Cycle I..... | 47 |
| Chart. 4 | The Students' Speaking Accuracy at the Cycle I..... | 58 |
| Chart. 5 | The Students' Speaking Accuracy at the Cycle II..... | 58 |
| Chart. 6 | The Students' Mean Score in Fluency at the Cycle I and Cycle II... | 59 |
| Chart. 7 | The Improvement of the Students' Speaking | 61 |
| Chart. 8 | The Improvement of the Students' Activeness in Learning Process... | 63 |



LIST OF APPENDICES

| | | |
|-----------------|--|-----|
| Appendix I | Lesson Plans | 72 |
| Appendix II | Research Instruments | 80 |
| Appendix III | Observation Sheet | 87 |
| Appendix IV | Observation Checklist | 91 |
| Appendix V | Observation Data Percentage | 94 |
| Appendix VI | The Result of Students' Accuracy and Fluency | 106 |
| Appendix VII | Interview Script | 109 |
| Appendices VIII | Documentations | 110 |



ABSTRACT

Name : Kuratul Aini
Reg. Number : 20401110039
Department : English Education
Faculty : Tarbiyah and Teaching Science
Title : Improving the Speaking Ability of the Third year Students
at MTsN Model Makassar through Educational Drama.
(A Classroom Action Research)
Consultant I : Dra. St. Azisah, M. Ed. St., Ph.D.
Consultant II : Dr. H. Abd. Muis Said, M.Ed.

The research studied about improving the students' speaking ability through educational drama. Educational drama technique was used in order to gain students' speaking ability. The objective of this research was to improve students' speaking ability by using educational drama technique. Because the existing reality showed that many students of MTsN model Makassar has difficulties in speaking English. Therefore researcher tried to use educational drama techniques in solving the problem.

The research used classroom action research (CAR). The model of action research design used in this research is developed by Kemmis and McTaggart. This research was conducted to the third year students of MTsN Model Makassar in academic year 2013/2014 which consisted of 30 students in class IX⁴. The instruments of this research were observation and test. The data analyzed through quantitative and qualitative analysis. This research focused on the implementation of educational drama technique in improving students' speaking accuracy and fluency. The research was conducted in two cycles and each cycle was done in three meetings. The result of the research showed that the students' improvement from the first to the second cycle was improved highly. It was proved by the students' success obtained by the students through test of pre test, cycle 1 and cycle 2, where the students' success in speaking ability test in the pre test is 57.80, then in the first cycle is 67.45 and in the second cycle is 76.60, this was greater than in the first cycle.

Based on the finding and discussion of the research, the researcher drawn a conclusion that, educational drama technique improve the third year students' accuracy and fluency in speaking significantly. Because the research was successful, the writer suggests the teacher uses educational drama technique to teach speaking. It can make the students' interest and have good confidence when they want to speak.

APPENDICES



APPENDICES 1

RENCANA PELAKSANAAN PEMBELAJARAN (RPP) SIKLUS I

Nama Sekolah : MTsN Model Makassar
Mata Pelajaran : Bahasa Inggris
Kelas/Semester : IX (Sembilan) / 2
Jenis teks : Teks lisan fungsional
Tema : Drama (*study program to prepare for exam*)
Aspek/Skill : Speaking (Berbicara)
Alokasi Waktu : 4 x 45 menit (2x pertemuan)

Standar Kompetensi : 1. Memahami makna dalam percakapan transaksional dan interpersonal sangat sederhana untuk berinteraksi dengan lingkungan terdekat.
2. Mengungkapkan makna dalam percakapan transaksional dan interpersonal sangat sederhana untuk berinteraksi dengan lingkungan terdekat.

Kompetensi Dasar : 1. Merespon makna dalam percakapan transaksional (to get thing done) dan interpersonal (bersosialisasi) yang menggunakan ragam bahasa lisan sangat sederhana secara akurat lancar dan berterima untuk berinteraksi dengan lingkungan terdekat yang melibatkan tindak tutur dalam sehari-hari.
2. Melakukan interaksi dengan lingkungan terdekat yang melibatkan tindak tutur dalam sehari-hari.

Indikator :
1. Merespon dengan baik ungkapan-ungkapan yang terdapat dalam naskah drama.
2. Dapat mengungkapkan dengan jelas ungkapan-ungkapan yang terdapat dalam naskah drama.
3. Mampu menggunakan ungkapan-ungkapan yang terdapat dalam naskah drama secara koheren.

A. Tujuan Pembelajaran

Setelah kegiatan pembelajaran, siswa diharapkan dapat :

1. Merespon dengan baik ungkapan-ungkapan yang terdapat dalam naskah drama.

2. Dapat mengungkapkan dengan jelas ungkapan-ungkapan yang terdapat dalam naskah drama .
3. Mampu menggunakan ungkapan-ungkapan yang terdapat dalam naskah drama secara koheren..
4. Menemukan dan memahami bentuk dan fungsi kalimat dengan baik.
5. Menggunakan ungkapan dalam naskah drama untuk berinteraksi dengan temannya dengan bahasa tubuh.

B. Materi Pembelajaran

Naskah drama (terlampir)

C. Metode / Teknik :

TPR (Total Physical Response)/Listen to do

D. Langkah – langkah Pembelajaran

Setiap pertemuan selalu dilakukan dengan 3 tahapan,yaitu :

Pertemuan ke-1

1. *Kegiatan Awal* :

- Greeting, Checking for the roll.

2. *Kegiatan Inti* :

- a. Guru meminta siswa mencari teman-temannya untuk membentuk kelompok sesuai jumlah pemain dalam naskah drama.
- b. Guru membagikan naskah drama yang sama ke siswa.
- c. Guru membantu mengartikan kalimat/ungkapan-ungkapan yang terdapat dalam naskah drama agar mempermudah siswa menghayatinya
- d. Guru menanyakan kepaahaman siswa setelah terkait dengan naskah drama yang dibagikan.
- e. Siswa berlatih dengan anggota kelompoknya dengan bimbingan gurunya

3. *Kegiatan Akhir* :

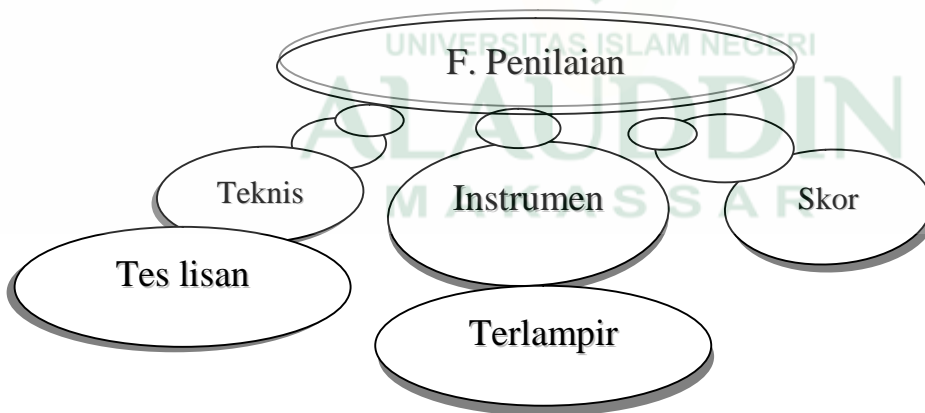
- a. Guru memberikan penghargaan kepada kelompok yang memiliki kinerja dan kerjasama yang baik
- b. Guru dan siswa menyimpulkan kegiatan hari itu
- c. Guru menyampaikan gambaran umum untuk pertemuan berikutnya.
- d. Menutup kelas/salam.

Pertemuan ke-2

1. *Kegiatan awal:*
 - a. Greeting and calling on the roll
 - b. Apersepsi, review.
2. *Kegiatan inti :*
 - a. Guru meminta siswa untuk langsung menempati anggotanya.
 - b. Guru mulai membimbing siswa berlatih.
 - c. Guru memantau dan mencatat tindakan dan respon siswa selama proses latihan berlangsung.
3. *Kegiatan Akhir:*
 - a. Guru memberikan penghargaan kepada kelompok / siswa yang memiliki kinerja dan kerjasama yang baik.
 - b. Guru menanyakan kesulitan yang di alami siswa.
 - c. Guru memberi salam/menutup kelas.

E. Sumber Belajar

1. Lingkungan kelas (real objects in the classroom)
2. Naskah drama



INTSRUMENT PENILAIAN

| No. | Aspek yang dinilai | Skor |
|-----|-----------------------|------|
| 1. | Pronunciation (A) | 25 |
| 2. | Intonation benar (B) | 25 |
| 3. | Wordings (C) | 25 |
| 4. | Performance baik (D). | 25 |
| | NILAI | 100 |

Guru Mata Pelajaran

AYU ANITA, S.Pd

NIP: 19700330 199802 1 001

Makassar, Mei 2014

Peneliti

KURATUL AINI

NIM.20401110039

UNIVERSITAS ISLAM NEGERI
ALAUDDIN
MAKASSAR

RENCANA PELAKSANAAN PEMBELAJARAN
(RPP) SIKLUS II

Nama Sekolah : MTsN Model Makassar
Mata Pelajaran : Bahasa Inggris
Kelas/Semester : IX (Sembilan) / 2
Jenis teks : Teks lisan fungsional
Tema : Drama (*study program to prepare for exam*)
Aspek/Skill : Speaking (Berbicara)
Alokasi Waktu : 4 x 45 menit (2x pertemuan)

Standar Kompetensi : 1. Memahami makna dalam percakapan transaksional dan interpersonal sangat sederhana untuk berinteraksi dengan lingkungan terdekat.
2. Mengungkapkan makna dalam percakapan transaksional dan interpersonal sangat sederhana untuk berinteraksi dengan lingkungan terdekat.

Kompetensi Dasar : 1. Merespon makna dalam percakapan transaksional (to get thing done) dan interpersonal (bersosialisasi) yang menggunakan ragam bahasa lisan sangat sederhana secara akurat lancar dan berterima untuk berinteraksi dengan lingkungan terdekat yang melibatkan tindak tutur dalam sehari-hari.
2. Melakukan interaksi dengan lingkungan terdekat yang melibatkan tindak tutur dalam sehari-hari.

Indikator :

1. Merespon dengan baik ungkapan-ungkapan yang terdapat dalam naskah drama
2. Dapat mengungkapkan dengan jelas ungkapan-ungkapan yang terdapat dalam naskah drama .
3. Mampu menggunakan ungkapan-ungkapan yang terdapat dalam naskah drama secara koheren.

A. Tujuan Pembelajaran

Setelah kegiatan pembelajaran, siswa diharapkan dapat :

1. Merespon dengan baik ungkapan-ungkapan yang terdapat dalam naskah drama.
2. Dapat mengungkapkan dengan jelas ungkapan-ungkapan yang terdapat dalam naskah drama .
3. Mampu menggunakan ungkapan-ungkapan yang terdapat dalam naskah drama secara koheren..
6. Menemukan dan memahami bentuk dan fungsi kalimat dengan baik.
7. Menggunakan ungkapan dalam naskah drama untuk berinteraksi dengan temannya dengan bahasa tubuh.

B. Materi Pembelajaran

Naskah drama (terlampir)

C. Metode / Teknik :

1. TPR (Total Physical Response)/Listen to do

D. Langkah – langkah Pembelajaran

Setiap pertemuan selalu dilakukan dengan 3 tahapan,yaitu :

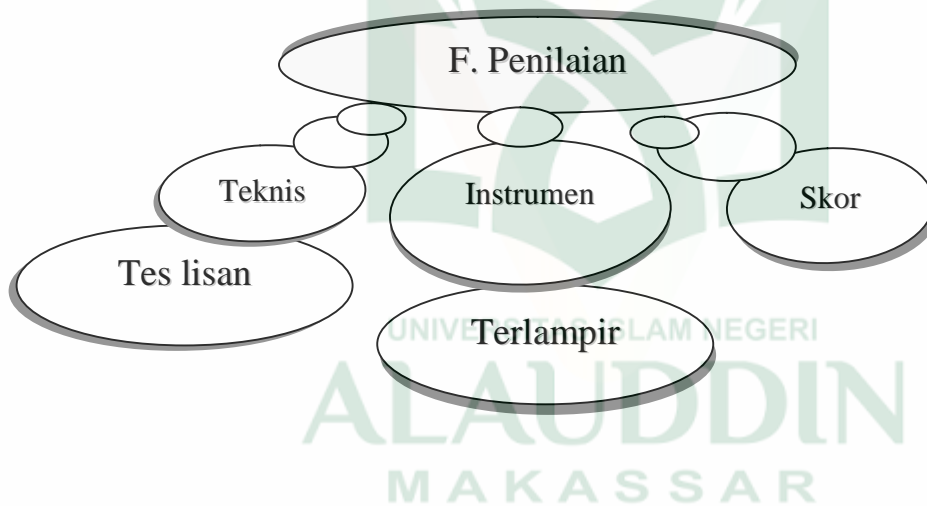
1. Kegiatan awal:
 - a. Greeting and calling on the roll
 - b. Apersepsi, review.
2. Kegiatan inti :
 - a. Guru meminta siswa untuk langsung menempati anggotanya.
 - b. Guru mulai membimbing siswa berlatih.
 - c. Guru memantau dan mencatat tindakan dan respon siswa selama proses latihan berlangsung.

3. Kegiatan Akhir.

- a. Guru memberikan penghargaan kepada kelompok / siswa yang memiliki kinerja dan kerjasama yang baik.
- b. Guru menanyakan kesulitan yang di alami siswa.
- c. Guru memberi salam/menutup kelas.

E. Sumber Belajar

1. Lingkungan kelas (real objects in the classroom)
2. Naskah drama.



INTSRUMENT PENILAIAN

| No. | Aspek yang dinilai | Skor |
|-----|--------------------|------|
| 1. | Pronunciation | 25 |
| 2. | Intonation benar | 25 |
| 3. | Wordings | 25 |
| 4. | Performance baik. | 25 |
| | NILAI | 100 |

Makassar, Mei 2014

Guru Mata Pelajaran

Peneliti

AYU ANITA, S.Pd

NIP: 19700330 199802 1 001

KURATUL AINI

NIM: 20401110039

APPENDICES 2

INSTRUMEN PENELITIAN CYCLE I

TITLE OF DRAMA: STUDY HARD!

NICHE : EDUCATIONAL

CASTING : 3 PLAYERS

Characters :

1. Diva (Inspirator)
2. Janah (encouragement)
3. Bagus (Slacker)

One day the three of them (Diva , Janah , Bagus) were gathered in the garden in their school during resting time .

Diva :
How are you today?

Janah :
good

Diva :
what about you, Bagus?

Bagus:
I'm alright , and you?

Diva :
Alhamdulillah , I'm fine.

Janah :
Anyway, why didn't you answer Miss. Ayu question in the class ?

Bagus:
I can't, how else?

Diva :
That means you don't learn, do you?

Bagus:
Yeah ..

Diva :
Gus, learning it is very important for us , you may not spend your time just to playing game.
Take the time to learn.

After that, Diva ask permission to go to the toilet to pee.

Diva :
Uh .. Gus , Jan, sorry huh .. I have to go to the toilet, excuse me ...

Janah :
Yes, hurry !

Janah :
Gus , you should not waste a lot of your time for the things that are unuseful, you must be willing to study hard so that when asked can be answered. Look at our friend, Diva ,she is almost always can solve the problems very well, even it's just a little things easy .

Bagus:
I know, but I really can't fight the laziness .

Janah :
If you're lazy, until whenever you would like it. You want it later you don't pass the exams?

Bagus:
But you know me, how is it you really have always had a passion to learn something? If I was going to open the book already it feels really lazy .

Janah :
Starting step by step. For the first time you might be a little difficult to get used to the learning at home. You must be start it slowly .

Bagus:
How?

Janah :
Spend 5-10 minutes , and make sure you push yourself to open the book for 5-10 minutes .

Bagus:
Oh ya ? so we've already 5-10 minutes can make us understand what we lear ? You mean that, I can understand just read the book about 5-10 minutes ?

Janah :
I mean , it's just 5-10 minutes for start it. Then, you 'll get used to do it till read old books , and

eventually you will feel comfortable learning for hours .

Bagus:

OK, I'll try later .

Janah :

Yes.. yes ! There,our friends, Diva . He has always been one of our best in class. Not want to compare you with him anyway, but it should be an inspiration for you .

Bagus:

Ok , I'm going to learn.

Janah :

Ok, good. Diva still in the toilet. Let's go to the class then.

Bagus:

Yeah, Let's wait for her in the class.

Janah :

Let's Go..!

Janah and Bagus finally walked to the classroom because the bells will soon chime.

Source: <http://www.contohnaskahdrama.com/2013/11/naskah-drama-tema-pendidikan.html> # ixzz31sPdd7AJ



**INSTRUMEN PENELITIAN
CYCLE II**

**TITLE OF DRAMA: STUDY PROGRAM TO PREPARE FOR EXAM.
NICHE : EDUCATIONAL
CASTING : 5 PLAYERS**

Characters :

1. ANDI
2. DONI
3. MELISA
4. ISMA
5. LINDA

Andi asking Doni about his study program in the night as a prepare for exam in the next month. Andi wants to make sure that Doni active on study in the night at his home.

Andi:
How did you studied last night, Doni?

Doni:
Well.. I studied about four hours last night. I really enjoy it.

Andi:
Aha? did you?

Doni:
Yea.. it's a really nice time to study. So, how about you, Andi? Is everything getting better, I mean your study program in the night?

Andi:
Yea.. sure! I regularly study in the night for about 2 hours. I hope it gonna be help me to get a better result at the exam next month.

Doni:
Sure, and I also hope the same thing.

Then Linda coming to them while asking to Andi and Doni what they both are talking about cause they're looking very serious.

Linda:
Hey you.. what are talking about? You look so serious!

Andi:
Not really. We just talked about our prepare to join an exam in this next month.

Linda:
Aha? So, what make it different to other days for you?

Doni:
Well.. we both have some program that we have to study at home in the next in order to get better reslut in the exam at the next month. So, how about you?

Linda:
I did nothing.

Doni:
What do you meant you did nothing? you meant you don't want to prepare for the exam and do study at the home in the next?

Linda:
That's not an important thing for me, and I guess I could finish that exam without spend my time to study at night in my home.

Doni and Andi felt really surprised after Linda said that word. A few minutes letter Isma coming and join their conversation.

Isma:
Hey all.. how are you doing?

Doni:
I'm good, so how about you, girl?

Isma:
Well.. I'm pretty good, thanks. So, how about you Linda and Andi?

Linda:
I'm good, just like you.

Andi:
I'm good, thanks. Btw, where are you from, Isma?

Isma:
Hem... I'm from a super market, I bought a sweep cause the older one is already broken. So, what are you talking about here?

Linda:

Andi and Doni just asking me about study program in the night. I told them that I never do that in the night.

Isma:

Why you did not, Linda?

Linda:

Nothing, I just feel lazy.

Isma:

Wow.. lazy? remember, lazy is the real enemy. If you lost by lazy means there's no better thing you're gonna be achieve!

Linda:

Maybe.

Linda is really different than. No matter what Isma talked to her, Linda is still be herself and she don't want to listen her friend's suggestion. After a few minutes, Melisa coming and join to their conversation.

Melisa:

Hey you all.. what's up? any body feeling good, right?

Doni:

Yea.. we are feeling good. So what about you, Melisa? you look too beautiful today!

Melisa:

Am I? Thanks dude :)

Andi:

Yea, you look so much beautiful today! That's the fact, you know!

Melisa:

Okay, thanks handsome. So, what's going on here? any idea to do something bigger, maybe?

Doni:

No, we just asked Linda about prepare to join exam in the next month?

Melisa:

And then?

Isma:

Linda is feeling lazy to study at home in the night, we try to remind her that study in home in the

night is very helpful before exam time is coming.

Melisa:

Is that true, Linda?

Linda:

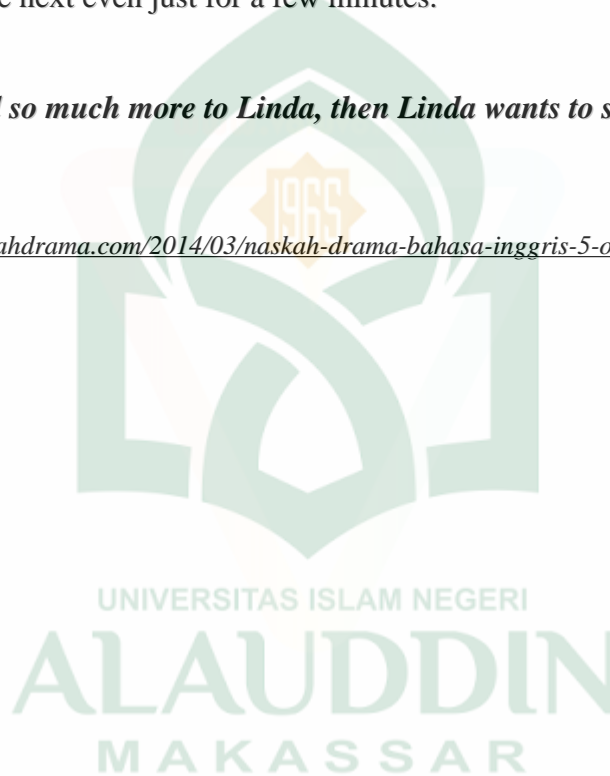
Yea.

Melisa:

Linda, is the right time for you to prepare yourself before everything is up. So, you have to willing study at home in the next even just for a few minutes.

After Melisa talked so much more to Linda, then Linda wants to study in the night just like her friends.

Source: <http://www.contohnaskahdrama.com/2014/03/naskah-drama-bahasa-inggris-5-orang.html#ixzz31UiVMh1N>



APPENDICES 3

Table.1: The Form of Observation Sheet

| Aspects | Indicators | Score |
|----------------------|---|-------|
| Learning Activities | 1. Doing their assignments based on the teachers' instruction. | |
| | 2. Asking question to their teacher if there is an instruction which is not clear. | |
| | 3. Giving comments and suggestions about their friends' job. | |
| | 4. Presenting their discussion result without being appointed by the teacher. | |
| | 5. Discussing and working together with their friends in doing their assignments. | |
| | 6. Doing assignments from their teacher well. | |
| Creativities | 7. Showing their curiosities with asking question to their teacher and friends. | |
| | 8. Exploring their ideas. | |
| | 9. Thinking and are not hopeless for looking for answer using books or asking to their friends. | |
| Feeling of happiness | 10. Looking happy in learning process. | |
| | 11. Not feeling sleepy during the teaching and learning process. | |
| Interaction | 12. Discussing with their teacher. | |
| | 13. Discussing with their friends. | |
| | 14. Working together with their friends. | |
| Mean Score | | |

Adapted from Sukirman (2010:35)

Table.2: Speaking Score

a. Accuracy (Pronunciation)

| Classification | Score | Criteria |
|----------------|-----------|---|
| Excellent | 9.6 – 10 | Pronunciation is very slightly influence by the mother tongue two or three minor grammatical and lexical errors. |
| Very good | 8.6 – 9.5 | Pronunciation is slightly influenced by the mother tongue. A few minor grammatical and lexical errors but must utterances are correct. |
| Good | 7.6 – 8.5 | Pronunciation is still moderately influenced by the mother tongue but not serious phonological errors. A few minor grammatical and lexical errors but only one or two major errors cause confusing. |
| Average | 6.6 – 7.5 | Pronunciation seriously influenced by the mother tongue but only a few serious phonological errors. Several grammatical and lexical errors, two or more errors cause confusing. |
| Poor | 5.6 – 6.5 | Pronunciation seriously influenced by the mother tongue with the errors causing a breakdown in communication. Many basic and lexical errors. |
| Very poor | 4.6 – 5.5 | Serious pronunciation errors as well as many 'basic' grammatically and lexical errors. No evidence of having mastered any of language skill and areas practiced in the course. |

(Heaton : 1989 :100)

b. Vocabulary and Grammar

| Classification | Score | Criteria |
|----------------|---------|---|
| Excellent | 9.6-10 | Their speaking is very good of using grammar, unlimited of vocabulary and more sentences |
| Very Good | 8.6-9.5 | Their speaking is good of using grammar unlimited |
| Good | 7.6-7.5 | Their speaking sometimes hasty but appropriate use of grammar and good vocabulary |
| Fair Good | 6.6-7.5 | Their speaking more sentences are not appropriate to use grammar and how vocabulary mastery. |
| Fair | 5.6-6.5 | Their speaking more sentences not appropriate to use grammar, low vocabulary mastery and no communication |

(Layman, 1972: 21-96)

C. Fluency

| Classification | Score | Criteria |
|----------------|-----------|--|
| Excellent | 9.6 – 10 | Speak without too great an effort with wide range of expression searches for word. Searches for words but occasionally but only one or two un natural pauses. |
| Very good | 8.6 – 9.5 | Has to make an effort at times to search for word, nevertheless, smoothness delivery on the whole and only few unnatural pauses. |
| Good | 7.6 – 8.5 | Although he has to make an effort and search the word; there are not too many unnatural pauses, fairly smooth delivery mostly. Occasionally fragmentally but succeeds in conveying the general meaning fair range of expression. |
| Average | 6.6 – 7.5 | Has to make an effort for much on the time. Often has to search for the desired meaning. |

| | | |
|-----------|-----------|--|
| Poor | 5.6 – 6.5 | Rather halting delivery and fragmentary. Range of expression often limited. |
| Very poor | 4.6 – 5.5 | Long pauses while he researches for the desired meaning frequently fragmentally and halting delivery, almost gives up making the effort at times limited range of expression. Full of long and unnatural pauses. Very halting and fragmentally delivery. At time gives us making the effort. Very limited range of expression. |

(Heaton : 1989 :100)

Table.3: Classification Score of Students

| Scale | Classification |
|-----------|----------------|
| 5,6 – 6,0 | Excellent |
| 4,6 – 5,5 | Very Good |
| 3,6 – 4,5 | Good |
| 2,6 – 3,5 | Fair |
| 1,6 – 2,5 | Poor |
| 0,0 – 1,5 | Very Poor |

(Rasdiyanah in Rahmat, 2013)

Table.4: Students' Fluency and Comprehensibility

| Classification | Score | Cycle test | | | |
|----------------|-------|------------|---|-------------------|---|
| | | Fluency | | Comprehensibility | |
| | | F | P | F | P |
| Excellent | 6 | | | | |
| Very good | 5 | | | | |
| Good | 4 | | | | |
| Fair | 3 | | | | |
| Inadequate | 2 | | | | |
| Unacceptable | 1 | | | | |
| Total | | | | | |

Table.4: Students' Activeness

| No | The students' active participation | Indicator |
|-----------|---|--|
| 1 | Very Active | Students respond the material very actively |
| 2 | Active | Students respond to the material actively |
| 3 | Fairly Active | Students respond the material just one or twice |
| 4 | Not Active | Students just sit down during the activity without doing something |

APPENDICES 4

DAFTAR HADIR SISWA KELAS IX

MTsN MODEL MAKASSAR

| No. | NAMA | | 1 | | 1 | 2 | 3 | | 1 | 2 | 3 |
|-----|------------|---|---|---|---|---|---|---|---|---|---|
| 1. | Respondent | | ✓ | | ✓ | ✓ | ✓ | | ✓ | ✓ | ✓ |
| 2. | Respondent | | ✓ | | ✓ | ✓ | ✓ | | ✓ | ✓ | ✓ |
| 3. | Respondent | | ✓ | | ✓ | ✓ | ✓ | | ✓ | ✓ | ✓ |
| 4. | Respondent | P | ✓ | | ✓ | ✓ | ✓ | | ✓ | ✓ | ✓ |
| 5. | Respondent | | ✓ | | ✓ | ✓ | ✓ | | ✓ | ✓ | ✓ |
| 6. | Respondent | R | ✓ | | ✓ | ✓ | ✓ | | ✓ | ✓ | ✓ |
| 7. | Respondent | | ✓ | | ✓ | ✓ | ✓ | | ✓ | ✓ | ✓ |
| 8. | Respondent | E | ✓ | C | ✓ | ✓ | ✓ | C | ✓ | ✓ | ✓ |
| 9. | Respondent | | ✓ | Y | ✓ | ✓ | ✓ | Y | ✓ | ✓ | ✓ |
| 10. | Respondent | - | ✓ | | ✓ | ✓ | ✓ | | ✓ | ✓ | ✓ |
| 11. | Respondent | | ✓ | C | ✓ | ✓ | ✓ | C | ✓ | ✓ | ✓ |
| 12. | Respondent | C | ✓ | | ✓ | ✓ | ✓ | | ✓ | ✓ | ✓ |
| 13. | Respondent | Y | ✓ | L | ✓ | ✓ | ✓ | L | ✓ | ✓ | ✓ |
| 14. | Respondent | | ✓ | | ✓ | ✓ | ✓ | | ✓ | ✓ | ✓ |
| 15. | Respondent | C | ✓ | E | ✓ | ✓ | ✓ | E | ✓ | ✓ | ✓ |
| 16. | Respondent | | ✓ | | ✓ | ✓ | ✓ | | ✓ | ✓ | ✓ |
| 17. | Respondent | L | ✓ | 1 | ✓ | ✓ | ✓ | 2 | ✓ | ✓ | ✓ |
| 18. | Respondent | | ✓ | | ✓ | ✓ | ✓ | | ✓ | ✓ | ✓ |
| 19. | Respondent | E | ✓ | | ✓ | ✓ | ✓ | | ✓ | ✓ | ✓ |
| 20. | Respondent | | ✓ | | ✓ | ✓ | ✓ | | ✓ | ✓ | ✓ |
| 21. | Respondent | | ✓ | | ✓ | ✓ | ✓ | | ✓ | ✓ | ✓ |
| 22. | Respondent | | ✓ | | ✓ | ✓ | ✓ | | ✓ | ✓ | ✓ |
| 23. | Respondent | | ✓ | | ✓ | ✓ | ✓ | | ✓ | ✓ | ✓ |
| 24. | Respondent | | ✓ | | ✓ | ✓ | ✓ | | ✓ | ✓ | ✓ |
| 25. | Respondent | | ✓ | | ✓ | ✓ | ✓ | | ✓ | ✓ | ✓ |
| 26. | Respondent | | ✓ | | ✓ | ✓ | ✓ | | ✓ | ✓ | ✓ |
| 27. | Respondent | | ✓ | | ✓ | ✓ | ✓ | | ✓ | ✓ | ✓ |
| 28. | Respondent | | ✓ | | ✓ | ✓ | ✓ | | ✓ | ✓ | ✓ |
| 29. | Respondent | | ✓ | | ✓ | ✓ | ✓ | | ✓ | ✓ | ✓ |
| 30. | Respondent | | ✓ | | ✓ | ✓ | ✓ | | ✓ | ✓ | ✓ |

**TABLE: STUDENTS' LEARNING ACTIVITIES
OBSERVATION SHEET (CYCLE 1)**

| N O. | NAME OF STUDENTS | SCORE | | | | | | | | | | | | | |
|---------|---------------------|--------------|-------------|-------------|-----------|-------------|-------------|-----------|-----------|--------------|--------------|-------------|-----------|-------------|-----------|
| | | 1 | 2 | 3 | 4 | 5 | 6 | 7 | 8 | 9 | 10 | 11 | 12 | 13 | 14 |
| 1 | RESPONDENT | | | | | | | | | | | | | | |
| 2 | RESPONDENT | | | | | | | | | | | | | | |
| 3 | RESPONDENT | | | | | | | | | | | | | | |
| 4 | RESPONDENT | | | | | | | | | | | | | | |
| 5 | RESPONDENT | | | | | | | | | | | | | | |
| 6 | RESPONDENT | | | | | | | | | | | | | | |
| 7 | RESPONDENT | | | | | | | | | | | | | | |
| 8 | RESPONDENT | | | | | | | | | | | | | | |
| 9 | RESPONDENT | | | | | | | | | | | | | | |
| 10 | RESPONDENT | | | | | | | | | | | | | | |
| 11 | RESPONDENT | | | | | | | | | | | | | | |
| 12 | RESPONDENT | | | | | | | | | | | | | | |
| 13 | RESPONDENT | | | | | | | | | | | | | | |
| 14 | RESPONDENT | | | | | | | | | | | | | | |
| 15 | RESPONDENT | | | | | | | | | | | | | | |
| 16 | RESPONDENT | | | | | | | | | | | | | | |
| 17 | RESPONDENT | | | | | | | | | | | | | | |
| 18 | RESPONDENT | | | | | | | | | | | | | | |
| 19 | RESPONDENT | | | | | | | | | | | | | | |
| 20 | RESPONDENT | | | | | | | | | | | | | | |
| 21 | RESPONDENT | | | | | | | | | | | | | | |
| 22 | RESPONDENT | | | | | | | | | | | | | | |
| 23 | RESPONDENT | | | | | | | | | | | | | | |
| 24 | RESPONDENT | | | | | | | | | | | | | | |
| 25 | RESPONDENT | | | | | | | | | | | | | | |
| 26 | RESPONDENT | | | | | | | | | | | | | | |
| 27 | RESPONDENT | | | | | | | | | | | | | | |
| 28 | RESPONDENT | | | | | | | | | | | | | | |
| 29 | RESPONDENT | | | | | | | | | | | | | | |
| 30 | RESPONDENT | | | | | | | | | | | | | | |
| | MEAN SCORE | 63,33 | 46,6 | 36,6 | 70 | 46,6 | 56,6 | 30 | 40 | 33,33 | 43,33 | 26,6 | 30 | 46,6 | 70 |

**TABLE: STUDENTS' LEARNING ACTIVITIES
OBSERVATION SHEET (CYCLE 2)**

| NO . | NAME OF STUDENTS | SCORE | | | | | | | | | | | | | |
|---------|---------------------|-----------|-----------|--------------|--------------|-------------|--------------|--------------|-------------|--------------|-----------|-------------|-------------|--------------|-------------|
| | | 1 | 2 | 3 | 4 | 5 | 6 | 7 | 8 | 9 | 10 | 11 | 12 | 13 | 14 |
| 1 | RESPONDENT | | | | | | | | | | | | | | |
| 2 | RESPONDENT | | | | | | | | | | | | | | |
| 3 | RESPONDENT | | | | | | | | | | | | | | |
| 4 | RESPONDENT | | | | | | | | | | | | | | |
| 5 | RESPONDENT | | | | | | | | | | | | | | |
| 6 | RESPONDENT | | | | | | | | | | | | | | |
| 7 | RESPONDENT | | | | | | | | | | | | | | |
| 8 | RESPONDENT | | | | | | | | | | | | | | |
| 9 | RESPONDENT | | | | | | | | | | | | | | |
| 10 | RESPONDENT | | | | | | | | | | | | | | |
| 11 | RESPONDENT | | | | | | | | | | | | | | |
| 12 | RESPONDENT | | | | | | | | | | | | | | |
| 13 | RESPONDENT | | | | | | | | | | | | | | |
| 14 | RESPONDENT | | | | | | | | | | | | | | |
| 15 | RESPONDENT | | | | | | | | | | | | | | |
| 16 | RESPONDENT | | | | | | | | | | | | | | |
| 17 | RESPONDENT | | | | | | | | | | | | | | |
| 18 | RESPONDENT | | | | | | | | | | | | | | |
| 19 | RESPONDENT | | | | | | | | | | | | | | |
| 20 | RESPONDENT | | | | | | | | | | | | | | |
| 21 | RESPONDENT | | | | | | | | | | | | | | |
| 22 | RESPONDENT | | | | | | | | | | | | | | |
| 23 | RESPONDENT | | | | | | | | | | | | | | |
| 24 | RESPONDENT | | | | | | | | | | | | | | |
| 25 | RESPONDENT | | | | | | | | | | | | | | |
| 26 | RESPONDENT | | | | | | | | | | | | | | |
| 27 | RESPONDENT | | | | | | | | | | | | | | |
| 28 | RESPONDENT | | | | | | | | | | | | | | |
| 29 | RESPONDENT | | | | | | | | | | | | | | |
| 30 | RESPONDENT | | | | | | | | | | | | | | |
| | MEAN SCORE | 90 | 70 | 93,33 | 93,33 | 96,6 | 63,33 | 73,33 | 76,6 | 83,33 | 80 | 86,6 | 76,6 | 73,33 | 96,6 |

APPENDICES 5

THE MEAN SCORE FOR ACCURACY

1. PRE Test

➤ Vocabulary

$$\bar{X} = \frac{\sum x}{N} = \frac{1.6}{3} = 6.12$$

➤ Pronunciation

$$\bar{X} = \frac{\sum x}{N} = \frac{1}{3} = 4.8$$

➤ Grammar

$$\bar{X} = \frac{\sum x}{N} = \frac{1.2}{3} = 6.44$$

2. Cycle I

➤ Vocabulary

$$\bar{X} = \frac{\sum x}{N} = \frac{2}{3} = 6.97$$

➤ Pronunciation

$$\bar{X} = \frac{\sum x}{N} = \frac{1.5}{3} = 6.08$$

➤ Grammar

$$\bar{X} = \frac{\sum x}{N} = \frac{2.5}{3} = 6.88$$

3. Cycle II

➤ Vocabulary

$$\bar{X} = \frac{\sum x}{N} = \frac{2.5}{3} = 7.88$$

- Pronunciation

$$X = \frac{\sum x}{N} = \frac{2.5}{3} = 7.31$$

- Grammar

$$X = \frac{\sum x}{N} = \frac{2.5}{3} = 7.31$$

Note :

X : Mean Score

x : Total Score

N : Number of Students

THE MEAN SCORE FOR FLUENCY

1. PRETest

- Smoothness

$$X = \frac{\sum x}{N} = \frac{1.5}{3} = 5.78$$

2. Cycle I

- Smoothness

$$X = \frac{\sum x}{N} = \frac{2.5}{3} = 6.85$$

3. Cycle II

- Smoothness

$$X = \frac{\sum x}{N} = \frac{2}{3} = 7.83$$

Note :

X : Mean Score

x :Total Score

N : Number of Student



APPENDICES 5

TABLE.1: PERCENTAGE OF STUDENTS' LEARNING ACTIVITIES CYCLE 1

| Aspects | Indicators | Percentage % |
|----------------------|---|--------------|
| Learning Activities | 1. Doing their assignments based on the teachers' instruction. | 63,33 |
| | 2. Asking question to their teacher if there is an instruction which is not clear. | 46,67 |
| | 3. Giving comments and suggestions about their friends' job. | 36,67 |
| | 4. Presenting their discussion result without being appointed by the teacher. | 70 |
| | 5. Discussing and working together with their friends in doing their assignments. | 46,67 |
| | 6. Doing assignments from their teacher well. | 56, 67 |
| Creativities | 7. Showing their curiosities with asking question to their teacher and friends. | 30 |
| | 8. Exploring their ideas. | 40 |
| | 9. Thinking and are not hopeless for looking for answer using books or asking to their friends. | 33,33 |
| Feeling of happiness | 10. Looking happy in learning process. | 43,33 |
| | 11. Not feeling sleepy during the teaching and learning process. | 26,67 |
| Interaction | 12. Discussing with their teacher. | 30 |
| | 13. Discussing with their friends. | 46,67 |
| | 14. Working together with their friends. | 70 |
| Mean Score | | 45,71 |

CYCLE 2

| Aspects | Indicators | Percentage % |
|----------------------|---|--------------|
| Learning Activities | 1. Doing their assignments based on the teachers' instruction. | 90 |
| | 2. Asking question to their teacher if there is an instruction which is not clear. | 70 |
| | 3. Giving comments and suggestions about their friends' job. | 93,33 |
| | 4. Presenting their discussion result without being appointed by the teacher. | 93,33 |
| | 5. Discussing and working together with their friends in doing their assignments. | 96,67 |
| | 6. Doing assignments from their teacher well. | 63,33 |
| Creativities | 7. Showing their curiosities with asking question to their teacher and friends. | 73,33 |
| | 8. Exploring their ideas. | 76,70 |
| | 9. Thinking and are not hopeless for looking for answer using books or asking to their friends. | 83,33 |
| Feeling of happiness | 10. Looking happy in learning process. | 80 |
| | 11. Not feeling sleepy during the teaching and learning process. | 86,67 |
| Interaction | 12. Discussing with their teacher. | 76,70 |
| | 13. Discussing with their friends. | 73,33 |
| | 14. Working together with their friends. | 96,67 |
| Mean Score | | 82,38 |

Table: Comparison the Results of the Observation between the First Cycle (C1) and the Second Cycle (C2)

| Aspects | Indicators | Percentage % | | Change |
|----------------------|---|--------------|--------------|---------------|
| | | C1 | C2 | |
| Learning Activities | 1. Doing their assignments based on the teachers' instruction. | 63,33 | 90 | +26,67 |
| | 2. Asking question to their teacher if there is an instruction which is not clear. | 46,67 | 70 | +23,33 |
| | 3. Giving comments and suggestions about their friends' job. | 36,67 | 93,33 | +56,66 |
| | 4. Presenting their discussion result without being appointed by the teacher. | 70 | 93,33 | +23,33 |
| | 5. Discussing and working together with their friends in doing their assignments. | 46,67 | 96,67 | +50 |
| | 6. Doing assignments from their teacher well. | 56,67 | 63,33 | +6,66 |
| Creativities | 7. Showing their curiosities with asking question to their teacher and friends. | 30 | 73,33 | +43,33 |
| | 8. Exploring their ideas. | 40 | 76,70 | +36,7 |
| | 9. Thinking and are not hopeless for looking for answer using books or asking to their friends. | 33,33 | 83,33 | +50 |
| Feeling of happiness | 10. Looking happy in learning process. | 43,33 | 80 | +36,67 |
| | 11. Not feeling sleepy during the teaching and learning process. | 26,67 | 86,67 | +60 |
| Interaction | 12. Discussing with their teacher. | 30 | 76,70 | +46,7 |
| | 13. Discussing with their friends. | 46,67 | 73,33 | +26,66 |
| | 14. Working together with their friends. | 70 | 96,67 | +26,67 |
| Mean Score | | 45,71 | 82,38 | +36,67 |

Table.2a: THE RESULT OF THE STUDENTS' SPEAKING ACCURACY TEST

| No | Name | Pre Test | | | | Cycle I | | | | Cycle II | | | |
|-----------|-------------|----------|------|-------|-------|---------|-------|-------|--------|----------|-------|-------|-------|
| | | Voc. | Pro. | Gra. | M.S | Voc. | Pro. | Gra. | M.S | Voc. | Pro. | Gra. | M.S |
| 1. | S-1 | 6.5 | 5 | 7 | 6.17 | 7 | 5.5 | 7 | 6.5 | 7.5 | 6.5 | 7.5 | 7.17 |
| 2. | S-2 | 6.5 | 5 | 6.5 | 6.00 | 7 | 6 | 6.5 | 6.5 | 7 | 7 | 7 | 7 |
| 3. | S-3 | 5.6 | 5 | 5.6 | 5.40 | 6.5 | 6 | 6.5 | 6.33 | 7.5 | 7 | 7 | 7.17 |
| 4. | S-4 | 6 | 5 | 6 | 5.67 | 6.5 | 6.5 | 6.5 | 6.5 | 7.5 | 8 | 7.5 | 7.33 |
| 5. | S-5 | 5.6 | 4.5 | 5.6 | 5.23 | 6.5 | 5 | 6.5 | 6 | 7.5 | 7 | 7.5 | 7.67 |
| 6. | S-6 | 6.5 | 4.5 | 6.5 | 5.83 | 7 | 6 | 6.5 | 6.5 | 7.5 | 7 | 7.5 | 7.33 |
| 7. | S-7 | 6.5 | 5 | 6.5 | 6.00 | 7 | 6.5 | 7 | 6.83 | 8 | 8 | 7.5 | 7.83 |
| 8. | S-8 | 6 | 4 | 6.5 | 5.50 | 7 | 5.6 | 6.5 | 6.37 | 9 | 8 | 7.5 | 8.17 |
| 9. | S-9 | 6.5 | 4.5 | 6 | 5.67 | 7 | 5.6 | 6.5 | 6.37 | 8 | 7.5 | 7.5 | 7.67 |
| 10. | S-10 | 6 | 4.5 | 6.5 | 5.67 | 6.5 | 5.6 | 7.5 | 6.53 | 7.5 | 7.5 | 7.5 | 7.5 |
| 11. | S-11 | 6 | 5 | 6.5 | 5.83 | 7 | 6.5 | 7 | 6.83 | 8 | 7.5 | 7 | 7.5 |
| 12. | S-12 | 5.6 | 4.5 | 6.5 | 5.53 | 6 | 5.6 | 7 | 6.2 | 7.5 | 8 | 8 | 7.83 |
| 13. | S-13 | 6.5 | 5 | 7 | 6.17 | 7.5 | 6.5 | 7 | 7 | 9 | 8 | 8 | 8.33 |
| 14. | S-14 | 6 | 5 | 7 | 6.00 | 7 | 6 | 7 | 6.67 | 7 | 7.5 | 7 | 7.17 |
| 15. | S-15 | 5.6 | 4 | 6 | 5.20 | 6.5 | 5.6 | 6.5 | 6.2 | 7.5 | 7 | 7 | 7.17 |
| 16. | S-16 | 6.5 | 4.5 | 6.5 | 5.83 | 7.5 | 6 | 7 | 6.83 | 9 | 7 | 7 | 7.67 |
| 17. | S-17 | 6 | 4.5 | 6 | 5.50 | 7 | 5.6 | 6.5 | 6.37 | 8.5 | 7 | 7 | 7.5 |
| 18. | S-18 | 6 | 5 | 6.5 | 5.83 | 7 | 6 | 7 | 6.67 | 8.5 | 7 | 7 | 7.5 |
| 19. | S-19 | 6.5 | 5 | 6 | 5.83 | 7.5 | 6.5 | 7 | 7 | 7.5 | 7 | 7 | 7.17 |
| 20. | S-20 | 7 | 6 | 7.5 | 6.83 | 8 | 7 | 7.5 | 7.5 | 9 | 7.5 | 7.5 | 8 |
| 21. | S-21 | 7 | 7 | 8 | 7.33 | 8 | 8 | 8 | 8 | 9 | 8.5 | 7 | 8.17 |
| 22. | S-22 | 6 | 5 | 6.5 | 5.83 | 7 | 6 | 7 | 6.67 | 8 | 7.5 | 6.5 | 7.33 |
| 23. | S-23 | 5.6 | 4 | 6 | 5.20 | 6.5 | 5.6 | 6.5 | 6.2 | 7.5 | 6.5 | 7.5 | 7.17 |
| 24. | S-24 | 6 | 4.5 | 6 | 5.50 | 7 | 5.6 | 7 | 6.53 | 7 | 7.5 | 7.5 | 7.33 |
| 25. | S-25 | 6 | 4.5 | 6 | 5.50 | 7 | 5.6 | 7 | 6.53 | 8.5 | 6.5 | 8 | 7.67 |
| 26. | S-26 | 6 | 5.5 | 6.5 | 6.00 | 7 | 6.5 | 7 | 6.83 | 8 | 7.5 | 7.5 | 7.67 |
| 27. | S-27 | 6 | 4.5 | 6.5 | 5.67 | 7 | 5.6 | 7 | 6.53 | 8 | 7 | 7 | 7.33 |
| 28. | S-28 | 5.6 | 4 | 6.5 | 5.37 | 6.5 | 6 | 6.5 | 6.33 | 7 | 7 | 7 | 7 |
| 29. | S-29 | 6 | 4.5 | 6.5 | 5.67 | 7 | 6.5 | 7 | 6.83 | 7 | 7.5 | 7 | 7.17 |
| 30. | S-30 | 6 | 5 | 6.5 | 5.83 | 7 | 6.5 | 7 | 6.83 | 8 | 7 | 8 | 7.67 |
| X | | 183.6 | 144 | 193.2 | 173.6 | 209 | 182.5 | 206.5 | 199.33 | 236.5 | 219.5 | 219.5 | 224.7 |
| \bar{X} | | 6.12 | 4.8 | 6.44 | 5.78 | 6.97 | 6.08 | 6.88 | 6.64 | 7.88 | 7.31 | 7.31 | 7.50 |

Table.2.b: THE RESULT OF THE STUDENTS' SPEAKING FLUENCY TEST

| No | Name | Smoothness | | |
|-----------|------|--------------|--------------|-------------|
| | | Pre test | Cycle I | Cycle II |
| 1. | S-1 | 5 | 6.5 | 7.5 |
| 2. | S-2 | 5.5 | 6.5 | 7.5 |
| 3. | S-3 | 6 | 7 | 8 |
| 4. | S-4 | 6 | 7.5 | 8.5 |
| 5. | S-5 | 5.5 | 6.5 | 7.5 |
| 6. | S-6 | 6.5 | 7.5 | 8.5 |
| 7. | S-7 | 6.5 | 7.5 | 8.5 |
| 8. | S-8 | 6.5 | 7.5 | 8.5 |
| 9. | S-9 | 6 | 7 | 8 |
| 10. | S-10 | 7 | 8 | 9 |
| 11. | S-11 | 5.5 | 6.5 | 7.5 |
| 12. | S-12 | 5 | 6 | 7 |
| 13. | S-13 | 6.5 | 7.5 | 8 |
| 14. | S-14 | 7 | 8 | 9 |
| 15. | S-15 | 5.5 | 6.5 | 7 |
| 16. | S-16 | 6 | 7.5 | 8 |
| 17. | S-17 | 6.5 | 7.5 | 8.5 |
| 18. | S-18 | 6.5 | 7.5 | 8 |
| 19. | S-19 | 5.5 | 7 | 8 |
| 20. | S-20 | 5 | 6 | 7.5 |
| 21. | S-21 | 5.5 | 6.5 | 7.5 |
| 22. | S-22 | 4.5 | 5.5 | 6.5 |
| 23. | S-23 | 4.5 | 5.5 | 7 |
| 24. | S-24 | 6 | 7 | 8 |
| 25. | S-25 | 6.5 | 7.5 | 8.5 |
| 26. | S-26 | 7 | 8 | 9 |
| 27. | S-27 | 5 | 6 | 7 |
| 28. | S-28 | 5.5 | 6.5 | 7.5 |
| 29. | S-29 | 5 | 6 | 7 |
| 30. | S-30 | 4.5 | 5.5 | 7 |
| X | | 173.5 | 205.5 | 235 |
| \bar{X} | | 5.78 | 6.85 | 7.83 |

Table.3.a: The Result of Students' Fluency and Comprehensibility at Pre- Cycle Test

| Classification | Score | Pre-Cycle test | | | |
|-----------------------|--------------|-----------------------|----------|--------------------------|----------|
| | | Fluency | | Comprehensibility | |
| | | F | P | F | P |
| Excellent | 6 | - | - | - | - |
| Very good | 5 | - | - | - | - |
| Good | 4 | - | - | 5 | 16,67% |
| Fair | 3 | 12 | 40% | 11 | 36,67% |
| Inadequate | 2 | 9 | 30% | 14 | 46,67% |
| Unacceptable | 1 | 9 | 30% | - | - |
| Total | | 30 | 100% | 30 | 100% |

Table.3.b: The Result of Students' Fluency and Comprehensibility at Cycle Test 1

| Classification | Score | Cycle test | | | |
|-----------------------|--------------|-------------------|----------|--------------------------|----------|
| | | Fluency | | Comprehensibility | |
| | | F | P | F | P |
| Excellent | 6 | - | - | - | - |
| Very good | 5 | - | - | - | - |
| Good | 4 | - | - | 4 | 13,33% |
| Fair | 3 | 17 | 56,67% | 10 | 33,33% |
| Inadequate | 2 | 11 | 36,67% | 16 | 53,33% |
| Unacceptable | 1 | 2 | 6,67% | - | - |
| Total | | 30 | 100% | 30 | 100% |

Table.3.c: The Result of Students' Fluency and Comprehensibility at Cycle Test 2

| Classification | Score | Cycle test | | | |
|-----------------------|--------------|-------------------|----------|--------------------------|----------|
| | | Fluency | | Comprehensibility | |
| | | F | P | F | P |
| Excellent | 6 | - | - | - | - |
| Very good | 5 | - | - | - | - |
| Good | 4 | - | - | 12 | 40% |
| Fair | 3 | 26 | 86,67% | 16 | 53,33% |
| Inadequate | 2 | 4 | 13,33% | 2 | 6, 67% |
| Unacceptable | 1 | - | - | - | - |
| Total | | 30 | 100% | 30 | 100% |

Table.4: THE RESULT OF THE STUDEN`TS' ACTIVENESS IN CYCLE I & CYCLE II

| No | Nama Siswa | Pertemuan Siklus I | | | Pertemuan Siklus II | | | Ket. |
|----|------------|--------------------|----|-----|---------------------|----|-----|------|
| | | I | II | III | I | II | III | |
| 1 | Respondent | 3 | 4 | 4 | 4 | 4 | 4 | |
| 2. | Respondent | 3 | 3 | 4 | 4 | 4 | 4 | |
| 3. | Respondent | 3 | 3 | 3 | 3 | 3 | 3 | |
| 4 | Respondent | 3 | 4 | 4 | 4 | 4 | 4 | |
| 5 | Respondent | 3 | 3 | 4 | 4 | 4 | 4 | |
| 6 | Respondent | 3 | 3 | 3 | 3 | 3 | 3 | |
| 7 | Respondent | 3 | 3 | 3 | 3 | 3 | 3 | |
| 8 | Respondent | 3 | 3 | 4 | 4 | 4 | 4 | |
| 9 | Respondent | 3 | 3 | 4 | 4 | 4 | 4 | |
| 10 | Respondent | 3 | 3 | 3 | 3 | 3 | 3 | |
| 11 | Respondent | 2 | 2 | 3 | 3 | 3 | 3 | |
| 12 | Respondent | 2 | 2 | 2 | 2 | 3 | 4 | |
| 13 | Respondent | 2 | 3 | 3 | 3 | 3 | 3 | |
| 14 | Respondent | 3 | 4 | 4 | 4 | 4 | 4 | |
| 15 | Respondent | 2 | 3 | 3 | 3 | 3 | 3 | |
| 16 | Respondent | 2 | 2 | 3 | 3 | 3 | 3 | |
| 17 | Respondent | 2 | 2 | 3 | 3 | 4 | 4 | |
| 18 | Respondent | 3 | 3 | 3 | 3 | 3 | 3 | |
| 19 | Respondent | 2 | 2 | 3 | 3 | 3 | 3 | |
| 20 | Respondent | 3 | 3 | 3 | 3 | 3 | 3 | |
| 21 | Respondent | 2 | 2 | 3 | 3 | 3 | 3 | |
| 22 | Respondent | 2 | 3 | 3 | 3 | 3 | 4 | |
| 23 | Respondent | 3 | 3 | 3 | 3 | 3 | 3 | |
| 24 | Respondent | 3 | 3 | 4 | 4 | 4 | 4 | |
| 25 | Respondent | 2 | 3 | 3 | 3 | 3 | 3 | |

| | | | | | | | | |
|-----------------------|------------|-------------|-------------|------------|-------------|------------|-------------|-----------------|
| 26 | Respondent | 3 | 3 | 3 | 3 | 3 | 3 | |
| 27 | Respondent | 3 | 3 | 4 | 4 | 4 | 4 | |
| 28 | Respondent | 2 | 2 | 2 | 3 | 3 | 3 | |
| 29 | Respondent | 2 | 3 | 3 | 3 | 3 | 3 | |
| 30 | Respondent | 2 | 2 | 2 | 3 | 3 | 3 | |
| Total Score | | 77 | 39 | 96 | 97 | 100 | 102 | = 70,6 % |
| Percentage (%) | | 38,5 | 19,5 | 48% | 48,5 | 50% | 52,5 | = 99,6 % |
| | | % | % | | % | | % | |

Keterangan:

- * 4 = Sangat Aktif (SA)
 3 = Aktif (S)
 2 = Kurang Aktif (KA)
 1 = Tidak Aktif (TA)

A = Absent
 S = Sakit
 I = Izin

The students' improvement in Speaking

| No. | Indicators | P – T | | Cycle I | | Cycle II | | Improvement (%) | | |
|-----------|------------|--------------|--------------|--------------|--------------|--------------|--------------|-----------------|--------------|--------------|
| | | Score | % | Score | % | Score | % | PT- CI | CI- CII | PT- CII |
| 1. | Accuracy | 5.78 | 57.80 | 6.64 | 66.40 | 7.5 | 75 | 14.87 | 12.95 | 29.75 |
| 2. | Fluency | 5.78 | 57.80 | 6.85 | 68.50 | 7.83 | 78.30 | 18.51 | 14.30 | 35.46 |
| X | | 11.56 | 115.6 | 13.49 | 134.9 | 15.33 | 153.3 | 33.39 | 27.25 | 65.21 |
| \bar{X} | | 5.78 | 57.80 | 6.745 | 67.45 | 7.66 | 76.60 | 16.69 | 13.63 | 32.61 |

APPENDICES 6

THE MEAN SCORE FOR ACCURACY

3. PRE Test

- Vocabulary

$$X = \frac{\sum x}{N} = \frac{1}{3} \cdot 6 = 6.12$$

- Pronunciation

$$X = \frac{\sum x}{N} = \frac{1}{3} = 4.8$$

- Grammar

$$X = \frac{\sum x}{N} = \frac{1}{3} \cdot 2 = 6.44$$

4. Cycle I

- Vocabulary

$$X = \frac{\sum x}{N} = \frac{2}{3} = 6.97$$

- Pronunciation

$$X = \frac{\sum x}{N} = \frac{1}{3} \cdot 5 = 6.08$$

- Grammar

$$X = \frac{\sum x}{N} = \frac{2}{3} \cdot 5 = 6.88$$

3. Cycle II

- Vocabulary

$$X = \frac{\sum x}{N} = \frac{2}{3} \cdot 5 = 7.88$$

- Pronunciation

$$\bar{X} = \frac{\sum x}{N} = \frac{22.5}{3} = 7.5$$

➤ Grammar

$$\bar{X} = \frac{\sum x}{N} = \frac{22.5}{3} = 7.5$$

Note :

\bar{X} : Mean Score

x : Total Score

N : Number of Students

THE MEAN SCORE FOR FLUENCY

4. PRETest

➤ Smoothness

$$\bar{X} = \frac{\sum x}{N} = \frac{17.5}{3} = 5.83$$

5. Cycle I

➤ Smoothness

$$\bar{X} = \frac{\sum x}{N} = \frac{20.5}{3} = 6.83$$

6. Cycle II

➤ Smoothness

$$\bar{X} = \frac{\sum x}{N} = \frac{23.5}{3} = 7.83$$

Note :

\bar{X} : Mean Score

x : Total Score

N : Number of Student

APPENDICES 7

INSTRUMEN PENELITIAN

(INTERVIEW)

TOPIC : Student's Perception About The Research.

1. What is your name ?
2. Do you like English ?
3. In English there are four basic skills those are listening, reading, speaking and writing.
Which one you are in master ?
4. Do you usually learning English after class ?
5. What is your difficulties in speaking English ?
6. What do you think about educational drama technique ?
7. What is the advantage that you got after applied the educational drama technique ?
8. Is there any improvement of your speaking after applied the educational drama technique?

DOCUMENTATION / PHOTOS OF THE RESEARCH



Picture 1. *The teacher and the research*



Picture 2. *Students' learning in group*

BIBLIOGRAPHY

- Arikunto, S. *Prosedur Penelitian: Suatu Pendekatan Praktek*. Jakarta: PT. Rineka Cipta, 2010.
- Boyle, O., & Peregoy, S. *Reading, Writing, and Learning in ESL*. (5th ed.) Boston: Pearson. 2008.
- Brown, G., & Yulle, G. *Teaching Spoken Language*. Cambridge: Cambridge University Press. 2001.
- Burke, A. F. & O'Sullivan, J.C. *Stage by Stage: A Handbook for Using Drama the Second Language Classroom*. Portsmouth, NH: Heinemann. 2002.
- Burns, & Joyce. *Speaking as an Interactive Process*. French's Forest: Pearson Education, 1997.
- Byrne, D. *Teaching Oral English*. New York. Longman Inc, 1984.
- Carpenter, M. *Proceedings for the Texas Foreign Language Conference*. [Special edition]. Texas Papers in Foreign Language Education 5 (1). Texas University. 2000.
- Cook, Ann. *Speaking and Pronouncing as ESL*. Newyork: Barron's. 2009.
- Departemen Pendidikan Nasional. *Kamus Besar Bahasa Indonesia*. Jakarta: Balai Pustaka. 2002.
- Depdikbud. *Petunjuk Pelaksanaan Proses Belajar Mengajar dan Petunjuk Pelaksanaan System Penilaian*. Jakarta: Depdikbud, 1985.
- Dillion, J.T. *Questioning and Teaching*. London: Croom Helm, 1988.
- Gay, L.R. *Educational Research: Competencies for Analysis and Application, edition*. Florida International University. Ohio: Charles E. Merrill Publishing Co. 1981.
- Good, Carter, V., *Dictionary of Education*. McGraw-Hill Book Company, 1973.
- Hanapiah, Jenep & Suwandi. *Improvement Speaking Skill by Using Drama Technique*. J-TQIP, Tahun 1, Vol.1, November 2010. Available online at:

<http://www.teqip.com/jurnal> p.53-60. The Research Method: Effectiveness by Using to Improve Students Ability. Taken on Monday, May 24, 2013.

Harmer, Jeremy. *The practice of English Language Teaching*. New York: Longman Group Ltd. 1991.

Haynes, Elizabeth Sterling. *Educational Drama Specialist*. England, 1989.

Heathcote, D. *The Fight for Drama-The Fight for Education*. Keynote speech at the NATD Conference, 1989., In: Byron, K. (ed.):, NATD. 1989.

Heathfield. *Spontaneous Speaking. Drama Activities for Confidence and Fluency*. American. DELTA Publishing.
[Http: w3. teaching-english.edu/teacher/rainer.org](http://w3.teaching-english.edu/teacher/rainer.org)

Heaton, J.B. *The Speaking Ability*. English. Newyork: Longman, 1980.

Heaton, J.B. *Speaking English Language Test*. Newyork: Longman. 1989.

Hornby. *Oxford Advance Learner's Dictionary of Current English*. London: Oxford University Press. 1995.

Jones, P. *Drama as Therapy*, Routledge, London: New York. Available online at: [http:// developing=speaking=skills=through=in teraction.pdf](http://developing=speaking=skills=through=in teraction.pdf). (Taken on Monday, December 12, 2013)., 2007.

Kemmis, S., & McTaggart, R. *The Action Research Planner*. (3rd ed.). Geelong, Australia: Deakin University Press, 1988.

Keshta, A.S. *Using Educational Drama and Role Playing Teaching English in Gaza Governorates*. In Asian Journal of Education and e-Learning (ISSN: 2321-2425) Volume 01-Issues 01. Gaza, Palestine: The Islamic University of Gaza. Available online at: www.ajouronline.com. 2013.

Marhamah. *Improving Students' Reading Comprehension by Using Group Investigation (GI) Method at The Second Year of MTS. Aisyiyah Sungguminasa*. Thesis of Bachelor Degree, Faculty of Tarbiyah and Teaching Science, UIN Alauddin Makassar, Makassar. 2013.

McMaster, J. C. "Doing" literature: Using drama to build literacy. The reading teacher, 51(7), 574-584. Goldsmith's College, University of London. London: Heinemann's Educational Books Limited 1998.

- Mustafa, Y. *An Ethnographic Case Study of Educational Drama in Teacher Education Setting: Resistance, Community, and Power*. [Online]: Ohio State University. 2008.
- Vu Thi Thanh Nha. *Using A Drama Project to Give Students Opportunities to be Communicative*. In National VTTN ELT conference. Vol 5 . BRITISH COUNCIL . Hanoi : College of Social and Humanities - VNU. 2009.
- Nunan, David. *Practical English Language Teaching Speaking*. Newyork: McGraw-Hill Companies. 2003.
- Hornby, A.S. *Oxford Advanced Learner's Dictionary of Current English*. Fourth Edition. Oxford : Oxford University Press. 1995.
- Rasdiyanah. *Pusat Kurikulum: Badan Penelitian dan Pengembangan*. Jakarta: Depdikbud. 2013.
- Richard, Jack C. *Curriculum Development in Language Teaching*. United Kingdom: Cambridge University Press. Series editor. 2001.
- Servaes, Jacobson. *Participatory Communication for Social Change*, London: Sage Publications. 1999.
- Sukirman. *The Ability of the Fifth Semester Students of English Language and Literature Departement at Alauddin State Islamic University in analyzing Sentences of reading Text using Cooperative Learning*. Thesis. Makassar: UIN. 2010.
- Ulas, A. Halim. *Effects of creative, educational drama activites on developing oral skills in primary school children*. In American Journal of Applied Sciences 5 (7):876:880. Turkey. Science Publitions, 2008.
- Vygotsky, L. *Mind in Society: The Development of Higher Psychological Processes*. Cambridge: Harvard University Press. (Harvard, MA MIT Press). 1978.
- Walberg, J. *Teaching Speaking for SLS*. Newyork: Cambridge University Press. 2004.
- Webster, Noah. *Webster Twenty Century of English Language*. New York: Simon and Sthucher. 1983.
- Wessels, C. *Drama*. Oxford: Oxford University Press, 1987.
- Wiraatmadja, Rochiati. *Metode Penelitian Tindakan Kelas; Untuk Meningkatkan Kinerja Guru dan Dosen*. Bandung: PT. Remaja Rosdakarya. 2010.

CHAPTER I

INTRODUCTION

A. Background

One of the expressive language elements is speaking skill. Speaking is the most common and important means of providing communication among humans beings. Because speaking is linked to success in life, as it important position both individually and socially. But, there are many problems by some people especially student when they want to explore their idea orally and they find difficulty to express their idea in speaking English.

According to Jenep and Suwandi (2010) there are two factors that cause low levels of student skills in speaking those are, external factors and internal factors. External factors, including the use of Indonesian influence in a family environment and society even in everyday communication, many students still use the mother tongue of contaminated one another. Internal factors include, lack of interest as well as business students learn to speak with pronunciation, intonation, and spelling are correct in speaking skills, except that students lack of confidence to express publicly. Therefore, to guide the students speak English in the classroom, teachers should have good and interesting technique of teaching. It means that the teacher is required to create an appropriate learning strategy.

Drama is a flexible method based on Servaes et.al (1999) appreciated the flexibility of project-based learning which can meet the needs of learner with varying skill levels and learning styles, and the context are established which balances the need for fluency and accuracy, (Haynes, 1989). Then, other than that Wessels (1987) found that using drama activity helped to bring written materials to life by infusing the lifeless print with feeling, imagination and thought for the learner, more active participant in the learning process. And the next, Ulas (2008) said that drama activities can be used to provide opportunities for the student to be involved actively and able to express orally their idea, do collectively, and communicative. However, the application of drama in the teaching learning English might face some obstacles as disclosed by Vu Thi Thanh Nha (2009) include the class time is limited, it's difficult to manage and give prompt feedbacks on all working groups at the same time by the class size of 30-40 students. Thus, it might result in a greater workload for teachers and students if drama used as a time-controlled class activity.

Related to the some description above, the researcher proposes to assume that educational drama is an influential and beneficial teaching strategy can be used to provide opportunities for the student as a flexible method and can be well worth it if the control time is set properly and regularly not only in the classroom but also outside of classroom. Based on the researchers' experience when she conducted teaching practice at MTsN Model Makassar, the researcher was interested in

conducting on *“Improving Speaking Ability of the Third year Students at MTsN Model Makassar through Educational Drama”*.

B. Problem Statement

The question needed to be solved of this particular present study are as follows :

1. To what extent the use of educational drama improve the speaking ability of the third year students at MTsN Model Makassar ?
2. What are the difficulties faced by the students in speaking ability using educational drama ?

C. Research Objective

Considering the problem statement above, the objective is hoped to be achieved as follow:

1. To know the effect of using educational drama to improve the speaking ability of the third year students at MTsN Model Makassar.
2. To describe the difficulties faced by students in speaking English of the third year students at MTsN Model Makassar.

D. Research Significance

The results of this study are expected to give both theoretical and practical benefits as follows:

1. Theoretically

The result of this study is expected to find out strategy of increasing students' speaking ability through educational drama technique.

2. Practically

- a. Teacher

Teacher can use the material easier and she/he will have a new method to teach speaking by using educational drama technique because this is an interesting method in other the students easy to understand in learning English speaking.

- b. Students

The students will be easy to understand about how to say something so, it will be improve the student's ability in speaking.

E. Research Scope

This study is limited to the investigation of the problem faced by third year students in expressing their idea orally at MTsN Model Makassar. It is limited to:

1. The students' difficulties in speaking English.
2. The students' limitation to observe their power and interest to speak English.

CHAPTER II

REVIEW OF RELATED LITERATURE

A. Some Previous of Related Research Findings

Keshta (2013) conducted a study to know whether educational drama can improve students' speaking ability. It also aimed to give general description about the implementation of educational drama in the classroom and about the things happening in the class when it was implemented. The sample of this study was from the teachers consisted of 107 teachers with percent (43%) who are randomly chosen from the study population. The method used in this research was an experimental research where the researcher taught speaking English using educational drama technique. The research data were collected by using techniques of quantitative data collection which included: pre-test and post-test. The result of the research showed that educational drama could improve students speaking ability. Besides, their test achievement during the research was better than their score in the researcher's note before the actions were implemented. So, based on the questionnaire results can be concluded that the teacher interested in using educational drama in teaching English.

Some teachers often search for effective way to improve their class, motivate the student and appeal to range of learning process. Based on it, the researcher gives idea to using educational drama as a good teaching strategy because it's able

to make the student active, well as in constructivist learning in the classroom and enhancing speaking development.

B. Some Pertinent Ideas

1. Concept of speaking

a. Definition of speaking

Speaking ability is important process of language learning. When people communicate their ideas, minds and feeling to the other, to deal so far with the concept of oral skills, there are some definitions are given by expert about speaking such as:

In Oxford Advanced learners Dictionary, Speaking is interactive and requires the ability to co-operation in the management and clear articulation in valves use of organs of speech to product sounds.

According to Brown (2001) speaking is an interactive process of constructing that involves producing and receiving information, it's forms and meaning are dependent on the context in which it occurs, including the participants themselves, their collective experiences, the physical environment, and the purposes for speaking, it is often spontaneous, open-ended an involving.

Another definition is from Heaton (1980) defines speaking ability as the ability to communicate ideas appropriately and effectively. In short, speaking ability to speak appropriately in a real communicative situation in

case to communicate ideas to others. Then, Byrne (1984) says that oral communication is a process between speakers and listeners, involving the productive skill of speaking and the receptive skill of understanding. Both the speakers and the listeners have positive function to perform. The speakers has encode the message to be conveyed and appropriate language while the listeners (no less actively has to decode or interpret) the message.

b. Element of Speaking

Harmer (1991) categorized those things in six skills, they are:

1. Vocabulary

It is impossible to speak without mastering vocabulary. Therefore this element is somewhat essentials to learn before practicing speaking. The students sometimes get trouble in memorizing all vocabulary that they have known because they lack of practicing and used them. They need to practice more to keep them in mind.

2. Pronunciation

It is the manner of pronouncing something articulate utterance (Webster: 1983). Certainly we all realize that pronouncing is one of speaking elements that have strong relation with vowel and consonant, stress and intonation. It can be learned by way imitating and repeating. Therefore, teacher of English should have a good standard of

pronunciation in other that the learner can imitate their teacher in teaching and learning process.

3. Grammar

Cook (2009) defines these types of grammar such as: Perspective grammar, traditional grammar, structural grammar and grammar as knowledge. Another definition that grammar is the study of language which deals with the forms and the structure of words (phonology) and with the customary arrangements in phrases and sentences (syntax).

4. Fluency

Fluency refers to how well a learner communicate meaning rather than how many mistakes that they make in grammar, pronunciation and vocabulary. Fluency is often compared with accuracy. Therefore, fluency is highly complex ration relate mainly to smoothness of continuity in discourse.

5. Comprehensibility

Comprehensibility is an ability to understand, know or get the speakers' point (message) to other or partner.

6. Self-Confidence

Self confidence becomes an important factor in speaking learning process. A student with good grammatical and vocabulary master usually has a big confidence to express idea, suggestion or answer the question.

c. Types of Speaking Test

There are some types of speaking tests, they are:

a. Reading aloud

One way to test speaking is by having the test read aloud. This is not generally a good way to test speaking. However, it is a way to test pronunciation separately from the content.

b. Conversational Exchanges

Another simple type of test is in which students are given a particular situation and instructed to respond in a certain way. These test one usually highly structured and require only a limited response, not connected discourse.

c. Role-Play Test

In a role-play the test and a confederate are given information on which to base a role-play and the test are evaluated on their ability to carry out the task in the role-play. It requires the test to use various functions that she/he might need in real communication.

d. Group or Pair Activities

In this type of test, students are put together in pairs or groups that are given a task, a quiz to work on together or a puzzle to work out. The point of this is not to find the 'right' answer but to stimuli speech for the tester to evaluate.

Then, researchers interested in the type that uses role-play or drama in the assessment of students' speaking ability.

d. Functions of Speaking

Function of speaking according from Burns (1997) then developed by Richards explores three part version of function of speaking: talk as interaction, talk as transaction, and talk as performance. Each of these activities will explore below:

a. Talk as Interaction

This refers to conversation and describes interaction which serves primarily social function. When people meet, they exchange greetings, engage in small talk and chit chat, recount recent experiences and so on because they wish to be friendly and establish a comfortable zone of interaction with others.

b. Talk as Transaction

This type of talk refers to situation where the focus is what is said or done. Quoted from Jones (1996: 14) describes the mean in transaction,

....talk is associated with others activities.

For example, student may be engage in hand-on activities (e. g in a science lesson) to explores concept associated with floating and sinking. In this type of spoken language students and

teachers usually focus on meaning or on talking their way to understanding.

c. Talk as Performance

The third type of talk which can usefully be distinguished has been called talk as performance. This refers to public talk, that is talk which transmits information before an audience such as morning talks, public announcements, and speeches. Talk as performance tends to be in the form of monolog rather than dialog, often follows a recognizable formal and is closer to written language than conversational language.

e. Teaching Speaking

In designing speaking activities for second of foreign language teaching it's also necessary to recognize the very different functions speaking performs in daily communication and the different purpose for which students need speaking skill. Teachers can also help students adapt their speeches and informal talks so as to correspond to the intended audience, the information to be communicated, and the circumstances of the occasion at which they will speak (J.Walberg:2004)

Teaching speaking is not merely asking the students to produce sound. According to Nunan (1991:40), "speaking is the same as oral interaction which are conventional ways of presenting information, expression our idea and thought have in our mind", so speaking is not only

expressing our ideas, but also presenting new information to others. Speaking as an interactive process of constructing meaning always involves in producing words and the meaning depends on the context. The classroom is only one of many environments to which children can increase the linguistic competence. Furthermore, speaking itself requires that learners not only know how to produce specific point of language such as grammar, pronunciation or vocabulary (linguistic competence), but also they have to understand when, why, what way to produce the language (sociolinguistic competence).

Speaking is productive oral skill. In fact, speaking—especially in a language other than our own is quite a complex undertaking which involves using all the different levels of language. So, here we need to try several strategies for teaching speaking that can be used to help language learners gain practice in speaking in target language (Nunan, 2003).

To make it clearer, Nunan (2003) proposes at least four principles for teaching speaking. Below are the descriptions:

a) Give students practice with both fluency and accuracy.

Accuracy is the extent to which students' speech matches what people actually say when they use the target language. Fluency is the extent to which speakers use the language quickly and confidently, with

few hesitations or unnatural pauses, false starts, word searches, etc. Teachers must provide students with fluency-building practice and realize that making mistakes is a natural part of learning a new language.

b) Provide opportunities for students to talk by using group work or pair work, and limiting teacher talk.

It is important for us as language teachers to be aware of how much we are talking in class so we don't take up all the time the students could be talking. Pair work and group work activities can be used to increase the amount of time that learners get to speak in the target language during lessons.

c) Plan speaking tasks that involve negotiation for meaning.

Learners make progress by communicating in the target language because interaction necessarily involves trying to understand and make teacher understood. This process is called negotiating for meaning. It involves checking to see if you've understood what someone has said, clarifying your understanding, and confirming that someone has understood your meaning.

d) Design classroom activities that involve guidance and practice in both transactional and interactional speaking.

When we talk with someone outside the classroom, we usually do so for interactional or transactional purposes. Interactional speech is communicating with someone for social purposes. Transactional speech involves communicating to get something done, including the exchange of goods and/or services.

Then, the elements of drama and the kinds of drama will be explained below:

a. Elements of Drama

There are some elements of drama those are plot, action, dialogue and imitation.

b. Kinds of Drama

There some kinds of drama, the researcher try to explain below:

1. Opera

Opera is a dramatic art form, which arose during the Renaissance in an attempt to revive the classical Greek drama tradition in which both music and theatre were combined.

2. Pantomime

These stories follow in the tradition of fables and folk tales, usually there is a lesson learned, and with some help from the audience the hero/heroine saves the day.

3. Educational Drama or Creative Drama

Educational Drama or creative drama refers to dramatic activities and games used primarily in educational settings with children. Its roots in the United States began in the early 1900s.

2. Tragedy

Tragedy according to the *Oxford English Dictionary* is “a play of serious or solemn kind, a very sad event, action or experience.”

3. Comedy

This includes a joke, or a fantastic story that is full of nonsense, or an absurd appearance that makes us giggle, smile or laugh.

6. Melodrama

A play that utilizes music extensively using drama when it to performance.

2. Concept of Educational Drama

a. Definition of Educational Drama

Educational Drama or creative drama refers to dramatic activities and games used primarily in educational settings with children.

Based on definition above the researcher try to limit this drama means a form of art which provide someone to show their performance in communication, facial expression what we think and what we feel complicated with improvisation there are audience or no audience to show it.

1. Educational Drama and the Affective Filter

Drama has the potential to lower English language learners affective filter, helping them lose their inhibitions and overcome their fear, shyness and anxiety. Burke & O'Sullivan (2002) put in plain words that educational drama is an engaging activity that can increase motivation and cause students' to be so involved in the action and forget that they are actually learning.

By sharing in educational drama strategies, students' motivation, self-esteem, the realistic appraisal of themselves and willingness to become gamblers in the game of language play a role to go beyond their absolute certainty. Studies claim that drama helps ESL students gain self-confidence and that they felt less nervous speaking English in front of the group. Most of them enjoyed the drama activities and were motivated to participate in more.

2. Educational Drama: learning as a social activity

One of the core tenets of Vygotsky's socio cultural theory maintains that learning occurs through interaction. Carpenter (2000) proposes that in order to provide students with: 1) varying degrees of linguistic support, 2) consensus building and interdependent group functioning and promoting the active participation; communicative (Task-based) activities should be adopted. Such activities should address the shortcomings inherent in a classroom dynamic born out of the restricted definition that communication = question & answer. Task based activities focused on the participation of each individual class member in a social setting.

3. Educational Drama: learning as a scaffolded activity

Peregoy and Boyle (2008) explicate that "Drama activities provide students with a variety of contextualized and scaffolded activities that gradually involve more participation and more oral language proficiency; they are also non-threatening and a lot of fun". McMaster (1998) elucidates that there exists a direct relationship between theatre and language learning and that implementation of drama techniques would improve vocabulary acquisition, fluency, communication, pronunciation and get rid of shyness, etc. Vygotsky (1978) also raise the value of socially shared activities that are environmentally enriching as a means of promoting higher mental

functioning. Therefore, the teacher enriches the children's environment by bringing them to educational drama techniques.

b. Teaching Educational Drama Technique to Improve the Student Speaking Ability

Learning educational drama shares many of the language acquisition theories that make acquiring speaking skills easy and successful, and it also emphasizes the communication skills and meaningful input required. Also, research has shown drama to be a successful method of ESL/EFL instruction. Specifically, drama has been shown to reduce students' anxiety, and to increase their confidence and motivation towards foreign language learning. In addition, a small body of research shows that drama is effective in improving foreign language skills; yet does not specifically address the needs of English language learners. This study uses these frameworks as a way to add to the literature on the uses of educational drama in English language instruction.

Educational drama focuses on meaning and oral expression. This is supported by Krashen's theory that a FL is most successfully acquired under conditions similar to those of L1 acquisition in which the focus of instruction is on meaning rather than on form and where there is plenty of opportunity to use language meaningfully. However, drama techniques go

a step further because they also centre on other meaning conveyors, such as grammar structures, pronunciation and intonation.

The teaching procedure of educational drama, in preparation for the lesson, the teacher selects a title of educational drama which has the same background of the Islamic students. Next, the researcher divided the students into several group which consisting of four to five student. Simple script is used to make the students easy to memorize it. No more than seven minutes is allowed for memorization. The learning is running based on the lesson plans that has made. After the scripts were memorized, the group of the students' comes forward to perform. While another group of the students' listen carefully and do pay attention to their friends' performance. Then the teacher sits down and remains silent while listening and observing.

c. The Benefit of Using Educational Drama Technique in Learning Speaking

These are some benefit of using Educational drama technique in learning speaking. (Vu, 2009) states that there are six the benefits of using drama:

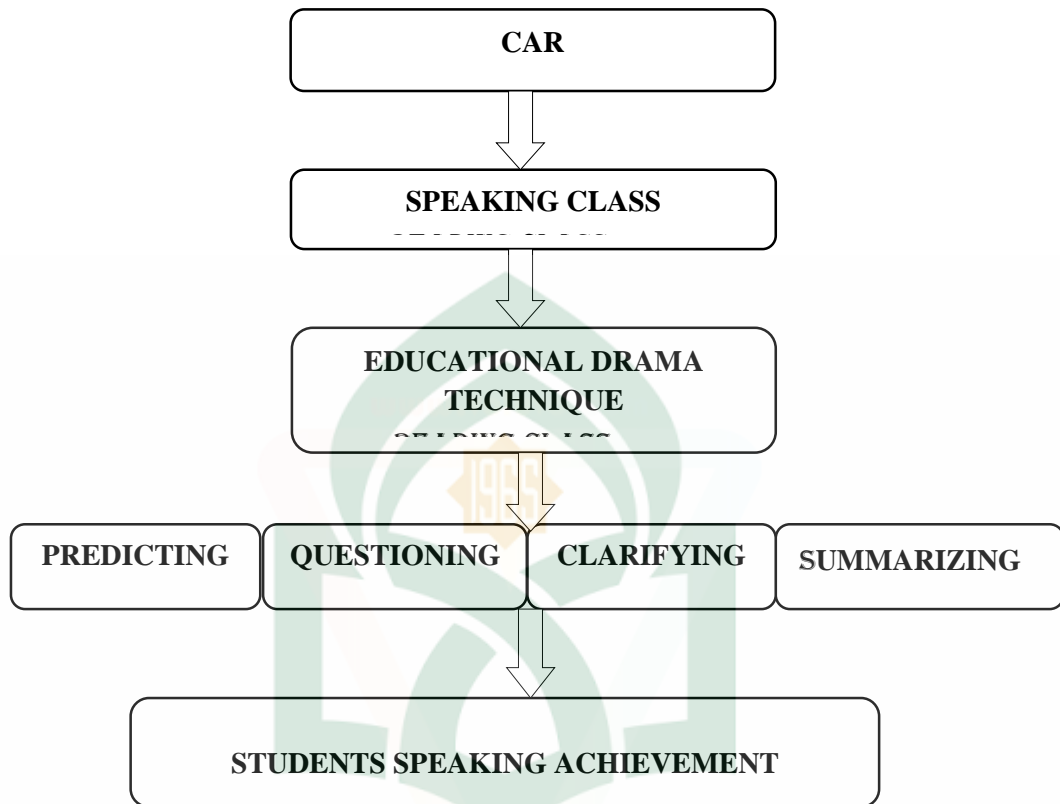
- a) Authentic tasks. The tasks used in processing learning are similar to real life tasks. The speaking skill of students are enhanced, it's

similar of a play and giving them the opportunity to approximate the body and speech.

- b) Increased motivation. The motivation comes from the innovative and practical nature of process learning.
- c) A context is established which balances the need for fluency and accuracy.
- d) Consists all of skills, it is reading, writing, listening, and speaking, are related each other.
- e) A flexible method. Its match the needs of learners with varying skill levels and learning style.
- f) Other skills are developed. Such as interpersonal communication, planning, self confidence.

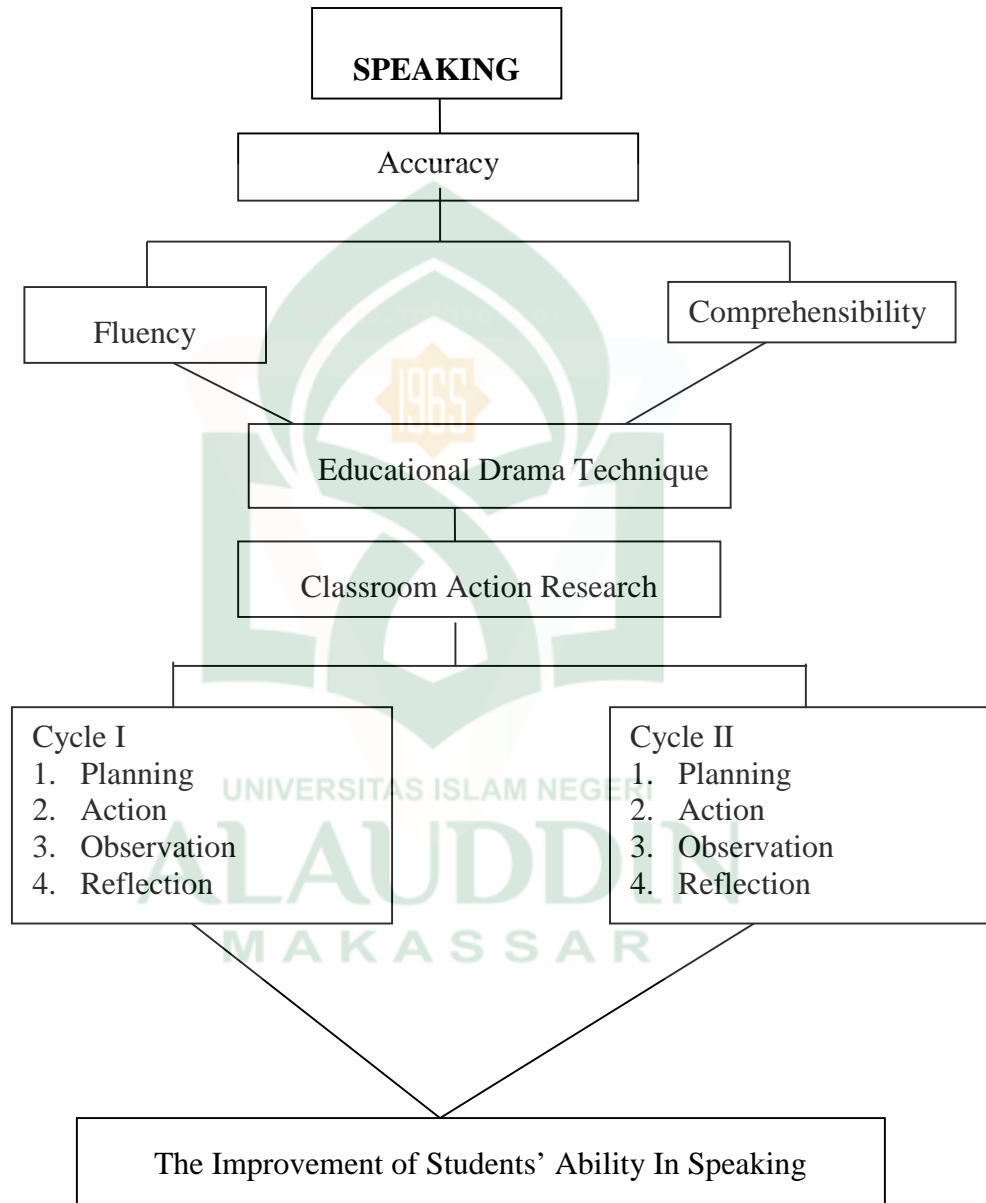
C. Theoretical Framework

The theoretical framework of this study can be diagrammed as follow:



UNIVERSITAS ISLAM NEGERI
ALAUDDIN
MAKASSAR

D. Conceptual Frame Work



CHAPTER III

RESEARCH METHODOLOGY

A. Research Method

This research, the researcher conducted Class Action Research (CAR) to solve speaking problem of students MTsN Model Makassar by using educational drama. This study used a qualitative and quantitative research design was developed by Kemmis and McTaggart (1992). They argued that action research is deliberate, solution-oriented investigation that is group or personally owned and conducted. It is characterized by spiraling cycle of problem identification, systematic data collection, reflection, analysis, data-driven action and finally problem redefinition.

The statement above, it could be concluded that classroom action research is an effective research method in improving the quality of English teachers' performance in instruction as well as students' achievement in learning English in classrooms.

B. Research Design

This research, the research used Classroom Action Research (CAR). Classroom Action Research consists of four steps namely: planning, action, observation, and reflecting the Classroom Action Research. The purpose of this

research is to improve students' ability in speaking by using educational drama technique.

There are many models of Class Action research, but the research chose a *Spiral Model* by Kemmis and McTaggart. They described the model or the procedure of Classroom Action Research into four steps. They are; (1) planning, (2) action, (3) observation, and (4) reflection. The relations among them is called a cycle. It means that a cycle consists of planning, acting, observing, and reflecting.

1. Planning

This step, the researcher prepared what the students had to do in the action step. All planning included lesson plan, media or teaching aids, observation sheet, and instrument test.

2. Action

After planning the concept, the researcher carried out the treatment referring to the plan that had been made than the researcher would conduct the treatment.

3. Observation

Observation was the activity of observing the data collected in order to know what extended the action activities had reached the objectives of the study. In this step, the researcher would analyze the data collected during the treatment.

4. Reflection

Reflection was used to prepare planning actions after the application of action before it was complete next action that had been planned. It was a process of giving judgment and responses toward the action done in the class. Through reflection, the action was evaluated and the result of data was checked to make conclusion.

The Spiral Model of action research was illustrated through the picture below:

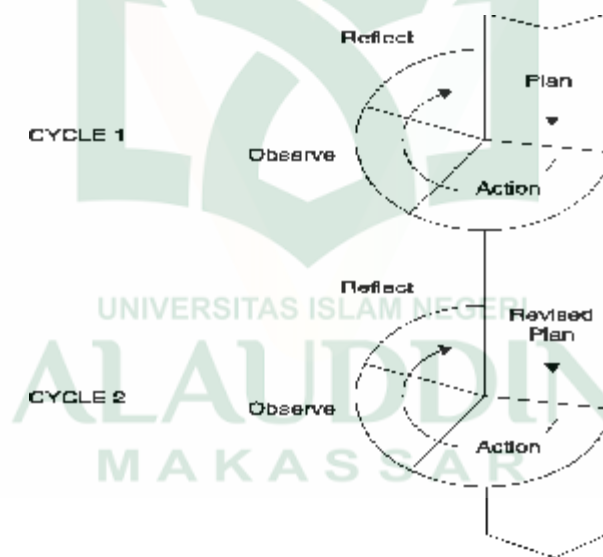


Figure 1: *Kemmis and Mc Taggart in Wiriaatmadja (2010:66)*

C. Research Subject

The classroom action research project was conducted in MTsN Model Makassar. The subject of research was the students of class IX grade in academic year 2013/2014 that consisted of 30 students. The reason of choosing this school

as the subject was that there many students could not say something perfectly in English. This based on the research preliminary study when the researcher conducted teaching practice at the school.

D. Research Time

This research was conducted on May 2014. It was conducted for six meetings.

E. Research Instrument

To collect the data, the instrument in this research was observation and speaking test. They were as follow:

1. Test

The test consists of two kinds. They were *pre-test* and *post-test* (competence test). It is for measuring the students' achievement or understanding of the material. In this speaking test, students were asked to speak by using question and it was an individual test.

This research would use speaking test. The students would perform an educational drama in front of the class that they already had memorized the script in their group. The scripts of educational drama are study hard and study program to prepare for exam. The speaking test consists of two indicators. They were accuracy and fluency.

2. Observation Guidelines

The guidelines consist of a list of the students' activities that have to observe during learning process. It is used to identify whether the drama can overcome the students' problems and improve the students' speaking ability. There are some aspects observed in the teaching and learning process, namely the students' learning activities, creativities, feeling happy, and interactions.

3. Interview

This technique is intended to direct knowledge of students' difficulties in speaking, the reason students in experiencing difficulties in express idea orally.

4. Documentation

Data collection techniques of this section of the collection in the form of notes, recordings (audio), the agenda and so forth or as evidence of an activity (Arikunto, 2006) which in this case related to the learning process.

F. Research Participant

In doing this CAR, the researcher involved the teacher and observer (the collaborator) when the researcher implemented Educational drama technique. The observer and collaborator observed the process of teaching and learning from opening until closing, and then the result was discussed to prepare the next action.

G. Research Target

This research, each cycle conducted until the criteria were successfully achieved. The researcher wanted to achieve 75% in speaking subject by applying this technique, because it was influenced by the limited research time, the tools and infrastructure. If the indicator of successful can be achieved for two cycles (cycle I and cycle II), the implementation of educational drama technique for the next will be stopped, and the research can be considered successful.

H. Data Collecting Procedures

1. Data Source

This research, data source consisted of some sources. They were:

a. Student

Students were used to get data about accuracy and fluency in teaching speaking through educational drama technique.

b. Teacher

Teacher was used to monitor implementation of educational drama technique and students' accuracy and fluency in speaking through educational drama technique.

2. Data Analysis

The type of the data which was received consisted of the result of the study as quantitative data and qualitative data.

3. Collecting Data

Collecting data in this classroom action research included test, observation and interviewing.

- a. Test was used at the end of every cycle using criteria of speaking test to measure students' speaking achievement.
- b. Observation was used to measure the students' participation the teaching and learning process by applying Educational drama technique.
- c. Interviewing at the last of every cycle was used to know the students' responses during teaching and learning process by applying method.

The researcher conducted *Classroom Action Research* (CAR). Therefore, this research was executed through two cycles to improve the students' speaking ability. Each cycle consisted of three meetings because two meeting were to apply the educational drama technique and one meeting was to measure students' speaking achievement. In a cycle, it consisted of four steps. They were:

Cycle 1

The first cycle in this classroom action research consisted of planning, action, observation and reflection as follows:

a. Planning

The researcher prepared what the students had to do in the action step.

This step included all plans before teaching such as designing lesson plan,

instructional material, media or teaching aids, observation sheet, and instrument test.

- 1) Understanding the curriculum that used of the school in academic year of 2013/2014.
- 2) Made lesson plan of Educational drama.
- 3) Made instrument of evaluation which was used in classroom action research cycles.
- 4) Prepared observation sheet for observer.

b. Action

- 1) Teacher explained about the method was used.
- 2) Teacher read the material and the students responded based on the instruction given by the teacher.
- 3) Teacher read the material line by line and students repeated after her.
- 4) The process continued as long as time allowed.

c. Observation

- 1) Situation of teaching learning activity.
- 2) Students' activeness.
- 3) Students' ability in speaking during the process is conducting.

d. Reflection

Reflection was done to see the whole first cycle action process. Reflection was meant as analyzing, understanding, and making conclusion activity, the teacher analyzed first action cycle as consideration matter whether cycle had been reached success criteria based on test result of first action. If it not, the teacher was continued to the second cycle.

Cycle 2

The second cycle in this classroom action research consisted of planning, action, observation and reflection follows:

a. Planning

The teacher made a lesson plan based on reflection of the first cycle.

b. Action

The teacher conducted a teaching learning process based on result of reflection of the first cycle.

c. Observation

The teacher conducted observation of students' motivation and students' learning activity.

d. Reflection

The teacher reflected conducting of second cycle. The teacher analyzed second action cycle as consideration matter whether cycle had been

reached success criteria based on test result of second action. If it not, the researcher was continued to the third cycle and other cycle.

I. Data Analysis Techniques

The data in cycle I and cycle II collected through the following steps:

1. Scoring students speaking test

In giving score for students' ability in speaking some categories were used as following:

1. Quantitative data

The quantitative data were obtained from the result of the test that was carried out at the end of the cycles. This research was evaluated based on three aspects. The aspects were Accuracy and fluency.

Scoring and classifying the students' speaking ability as suggested by Heaton (1989). Here are explained the detailed of the explanation above with its criteria:

a. Table 1a. Speaking Score of Accuracy (Pronunciation)

| Classification | Score | Criteria |
|----------------|-----------|---|
| Excellent | 9.6 – 10 | Pronunciation is very slightly influence by the mother tongue two or three minor grammatical and lexical errors. |
| Very good | 8.6 – 9.5 | Pronunciation is slightly influenced by the mother tongue. A few minor grammatical and lexical errors but must utterances are correct. |
| Good | 7.6 – 8.5 | Pronunciation is still moderately influenced by the mother tongue but not serious phonological errors. A few minor grammatical and lexical errors but only one or two major errors cause confusing. |
| Average | 6.6 – 7.5 | Pronunciation seriously influenced by the mother tongue but only a few serious phonological errors. Several grammatical and lexical errors, two or more errors cause confusing. |
| Poor | 5.6 – 6.5 | Pronunciation seriously influenced by the mother tongue with the errors causing a breakdown in communication. Many basic and lexical errors. |
| Very poor | 4.6 – 5.5 | Serious pronunciation errors as well as many 'basic' grammatically and lexical errors. No evidence of having mastered any of language skill and areas practiced in the course. |

(Heaton : 1989 :100)

b. Table 1b. Speaking Score of Vocabulary and Grammar

| Classification | Score | Criteria |
|----------------|---------|--|
| Excellent | 9.6-10 | Their speaking is very good of using grammar, unlimited of vocabulary and more sentences |
| Very Good | 8.6-9.5 | Their speaking is good of using grammar unlimited |
| Good | 7.6-7.5 | Their speaking sometimes hasty but appropriate use of grammar and good |

| | | |
|-----------|---------|---|
| | | vocabulary |
| Fair Good | 6.6-7.5 | Their speaking more sentences are not appropriate to use grammar and how vocabulary mastery. |
| Fair | 5.6-6.5 | Their speaking more sentences not appropriate to use grammar, low vocabulary mastery and no communication |

(Layman, 1972: 21-96)

c. Table 1c. Speaking Score of Fluency

| Classification | Score | Criteria |
|----------------|-----------|--|
| Excellent | 9.6 – 10 | Speak without too great an effort with wide range of expression searches for word. Searches for words but occasionally but only one or two un natural pauses. |
| Very good | 8.6 – 9.5 | Has to make an effort at times to search for word, nevertheless, smoothness delivery on the whole and only few unnatural pauses. |
| Good | 7.6 – 8.5 | Although he has to make an effort and search the word; there are not too many unnatural pauses, fairly smooth delivery mostly. Occasionally fragmentally but succeeds in conveying the general meaning fair range of expression. |
| Average | 6.6 – 7.5 | Has to make an effort for much on the time. Often has to search for the desired meaning. Rather halting delivery and fragmentary. Range of expression often limited. |
| Poor | 5.6 – 6.5 | Long pauses while he researches for the desired meaning frequently fragmentally and halting delivery, almost gives up making the effort at times limited range of expression. |
| Very poor | 4.6 – 5.5 | Full of long and unnatural pauses. Very halting and fragmentally delivery. At time gives us making the effort. Very limited range of expression. |

(Heaton : 1989 :100)

2. Calculating of the students' score

The mean score of students' speaking test by using the following formula:

$$\bar{x} = \frac{\sum x}{N}$$

Where:

\bar{x} = Mean Score

$\sum X$ = The sum of all score

N = The number of subject (students)

(Gay, 1981)

3. Classifying the score of students by using following scale

Table 2: Classification Score of Students

| Scale | Classification |
|-----------|----------------|
| 5,6 – 6,0 | Excellent |
| 4,6 – 5,5 | Very Good |
| 3,6 – 4,5 | Good |
| 2,6 – 3,5 | Fair |
| 1,6 – 2,5 | Poor |
| 0,0 – 1,5 | Very Poor |

(Rasdiyanah in Rahmat, 2013)

2. Qualitative data

In this classroom action research, the researchers also using analysis qualitative. The data in this research is a data action, observation, speech, and outcome assessment data. Data obtained from student teachers is a

process and product of learning actions speak through drama. Data about the learning process acquired through observation of teaching and learning activities, and interactions that occur where the observer is assisted by the existing observation guidelines.

The qualitative data were taken from observation guidelines being applied during the treatment in each cycle. Qualitative data was the data which in sentence forms that involve the information about learning activities, creativities, feeling of happiness and interaction.

This section, the researcher was used to know the students' respond. The qualitative data was taken from observation guidelines being applied during the treatment in each cycle.

Table 3: The Form of Observation Sheet

| Aspects | Indicators | Score |
|---------------------|--|-------|
| Learning Activities | 1. Doing their assignments based on the teachers' instruction. | |
| | 2. Asking question to their teacher if there is an instruction which is not clear. | |
| | 3. Giving comments and suggestions about their friends' job. | |
| | 4. Presenting their discussion result without being appointed by the teacher. | |
| | 5. Discussing and working together with their friends in doing their assignments. | |
| | 6. Doing assignments from their teacher well. | |
| Creativities | 7. Showing their curiosities with asking question to their teacher and friends. | |

| | | |
|----------------------|---|--|
| | 8. Exploring their ideas. | |
| | 9. Thinking and are not hopeless for looking for answer using books or asking to their friends. | |
| Feeling of happiness | 10. Looking happy in learning process. | |
| | 11. Not feeling sleepy during the teaching and learning process. | |
| Interaction | 12. Discussing with their teacher. | |
| | 13. Discussing with their friends. | |
| | 14. Working together with their friends. | |
| Mean Score | | |

Adapted from Sukirman (2010:35)

Calculating the frequency and the rate percentage of the students' score

$$\% = \frac{f}{N} \times 100$$

Where:

% = Percentage

f = Frequency

N = The total number of students

(Marhamah, 2013)

Table 4: Students' activeness score

| No | The students' active participation | Indicator |
|----|------------------------------------|--|
| 1 | Very Active | Students respond the material very actively |
| 2 | Active | Students respond to the material actively |
| 3 | Fairly Active | Students respond the material just one or twice |
| 4 | Not Active | Students just sit down during the activity without doing something |

CHAPTER IV

FINDINGS AND DISCUSSION

This chapter particularly presents the finding of the research cover with the description of the students' improvement in accuracy and fluently. In the discussion part, the writer described the findings in detail.

A. Findings

The findings of classroom action research deal with the answer of the problem statement which aimed to improve students' accuracy and fluency in speaking. The findings consisted of students' ability in speaking and observation result. The data of speaking accuracy consists of three items namely: vocabulary, pronunciation and grammar. While the data of speaking fluency consist of one item namely: smoothness.

Based on the preliminary observation before doing this research, the researcher obtained some data about the students' condition of the class, including the problem faced by the students in learning English especially for speaking. According to the interview between the researcher and the students, it was too difficult to speak. The students combined the word by using Indonesian even they could not say something perfectly in English. This problem happened because English seemed like a scared subject for them and some students learnt English subject when they were in junior high school. Moreover some students

said, sometimes they wanted to speak but they did not know what they should say and how to say the message they wanted to say in English.

1. First cycle

a) Planning

This cycle was done three meetings. It was started on Wednesday, 14th May until Wednesday, 15th June 2014. In this researcher prepared material about speaking especially for the script of educational drama, lesson plan as a guidance for the activities in the class, and also observation sheet for observing the students in learning process.

b) Action

First meeting

The second meeting conducted on the next wednesday 14th May 2014 at 09.10-10.30 a.m. in this step the researcher focused on improving the students' speaking ability for three of aspects those are accuracy, fluency and comprehension especially to perform the drama. The sequence activities were done by researcher in this step as follow:

- a) The researcher started the activities by checking the attendance list.
- b) The researcher introduced the technique and the objective of the study.
- c) The researcher divided students into six groups consisted of three and five students.

- d) The research gave the students pre-test by asking question about their interesting in English.
- e) The researcher shared the script of educational drama to the students in each group.
- f) The researcher asked the students to memorize the script of educational drama for seven until ten minutes after that, the students' were asked to perform the drama in front of the class.
- g) The researcher asked to others students to listen carefully and paid attention to their friend's performance.
- h) The researcher gave the instruction and helped the students to fix the students' pronunciation and to explain the unfamiliar vocabularies in the script that they have memorized.
- i) The researcher gave a chance for the student's especially for other groups to learn their drama script at their home.

Second meeting

The second meeting was conducted on Wednesday 21th May 2014 at 09.10-10.30 a.m. Here the clarified the students score at the second meeting and tried to improve it at the third meeting. Here were some activities the researcher did in this meeting.

- a) The researcher asked the students to sit based on their group.
- b) The researcher reviewed the previous material.

- c) The researcher asked the students in each group to perform a drama in front of the class that they have memorized and learn in their home.
- d) The researcher gave correction the error and helps the students to be fluent in speaking English.

Third meeting

The third meeting was the last meeting in this cycle. It was conducted on 28th May at 09.10 to 10.30 a.m. here the researcher gave clarification for the second and the third meeting, especially for accuracy and fluency. After that the researcher gave a speaking test.

c) Observation

In this section, the research collaborated with the teacher and helped by the observer observed during teaching and learning process were the students' learning activities, creativities, feeling happy, and interactions through educational drama technique for the first cycle. The result of the observation as below:

Table 5: the result of observation in the first cycle

| Aspects | Indicators | Percentage % |
|----------------------|---|--------------|
| Learning Activities | 1. Doing their assignments based on the teachers' instruction. | 63.33 |
| | 2. Asking question to their teacher if there is an instruction which is not clear. | 46.67 |
| | 3. Giving comments and suggestions about their friends' job. | 36.67 |
| | 4. Presenting their discussion result without being appointed by the teacher. | 70 |
| | 5. Discussing and working together with their friends in doing their assignments. | 46.67 |
| | 6. Doing assignments from their teacher well. | 56.67 |
| Creativities | 7. Showing their curiosities with asking question to their teacher and friends. | 30 |
| | 8. Exploring their ideas. | 40 |
| | 9. Thinking and are not hopeless for looking for answer using books or asking to their friends. | 33.33 |
| Feeling of happiness | 10. Looking happy in learning process. | 43.33 |
| | 11. Not feeling sleepy during the teaching and learning process. | 26.67 |
| Interaction | 12. Discussing with their teacher. | 30 |
| | 13. Discussing with their friends. | 46.67 |
| | 14. Working together with their friends. | 70 |
| Mean Score | | 45.71 |

Based on data above, it was found that 46.67 % of the students discussed and worked together with their friends in doing their assignments,

33.33 % of them thought and was not hopeless for looking for answer using books or asking to their friends, 43.33 % of them looked happy in learning process, 26.67 % of them did not feel sleepy during the teaching and learning process, 46.67 % of them discussed with their friends and 70 % of them worked together with their friend.

On the other side, the data above shows that there were many indicators that needed improvement. It made the researcher tired to explain things to them often, it caused the researcher had to work hard to making and motivating the students to know and understand the material. The result of observation shows that 63.33 % of the students did their assignments based on the teachers' instruction. 46.67 % of them asked question to their teacher if there was an instruction which is not clear, 36.67 % of them gave comments and suggestions about their friends' job, 70% of them presented their discussion result without being appointed by the teacher, 56.67% of them did their assignment well, 30 % of them showed their curiosities with asking question to their teacher and friends, 40 % of them explored their ideas, and 30 % of them discussed with their teacher.

The researcher concluded that there were some indicators which students' did not perform well. The causes of that were:

- 1) The condition in the classroom was very crowded, hot, and uncomfortable.

2) There were many students who were still afraid and shy to perform the drama.

3) Not all groups presented their segments because of limited time.

▪ **The Result of the Test of Speaking Restricted on the Accuracy And Fluently.**

1) **The Students' Progress in Accuracy**

a) *The students' mean score*

The application of educational drama technique could improve the students' speaking in the cycle I test. It is proved by the significance differences between the result of the pre test and the cycle I. The following table shows the students' speaking accuracy of pre test and cycle I.

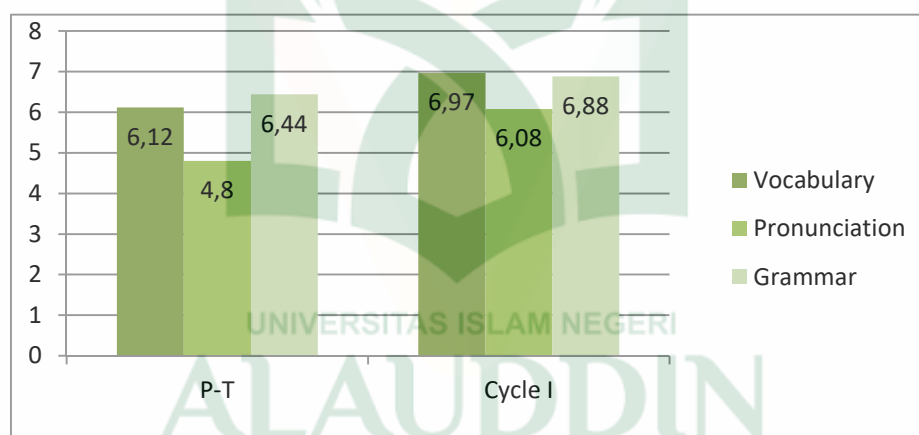
Table 6. The students' speaking accuracy from P.T to Cycle I

| No | Indicators | P – T | | Cycle I | | Improvement (%) |
|-----------|---------------|-------|--------|---------|-------|-----------------|
| | | Score | % | Score | % | PT-CI |
| 1. | Vocabulary | 6.12 | 61.20 | 6.97 | 69.70 | 13.89 |
| 2. | Pronunciation | 4.8 | 48 | 6.08 | 60.80 | 26.67 |
| 3. | Grammar | 6.44 | 64.40 | 6.88 | 68.80 | 6.83 |
| X | | 17.36 | 173.60 | 19.93 | 199.3 | 47.49 |
| \bar{x} | | 5.78 | 57.80 | 6.64 | 66.40 | 15.83 |

The data above shows that, the mean score differences of accuracy between pre test and cycle I. In pre test, the mean score for vocabulary is 6.12

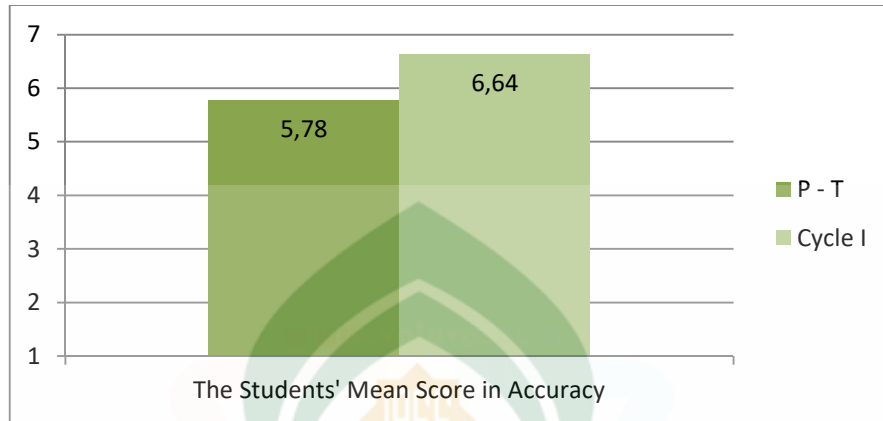
(61.20%), pronunciation is 4.8 (48%), and grammar is 6.44 (64.40%). Meanwhile, in cycle I, the mean score for vocabulary is 6.97 (96.70%), pronunciation is 6.08 (60.80%), and grammar is 6.88 (68.80%). From the data above, it can be seen that there is a significant differences between the result of the pre test and cycle I. It is proved by the improvement from pre test to the cycle I, it is 15.89%. The data above can also be shown from the graphic below:

Chart 1. The students' speaking accuracy



Meanwhile, the differences of accuracy mean score from pre test to the cycle I generally can be seen in this following graphic.

Chart 2. The students' improvement speaking accuracy from P.T to Cycle I



The graphic above shows that, the mean score for accuracy in pre test is 5.78 (57.80%) and in cycle I is 6.64 (66.40%). It shows that there is an improvement from pre test to cycle I.

b) The students' mean score in organization

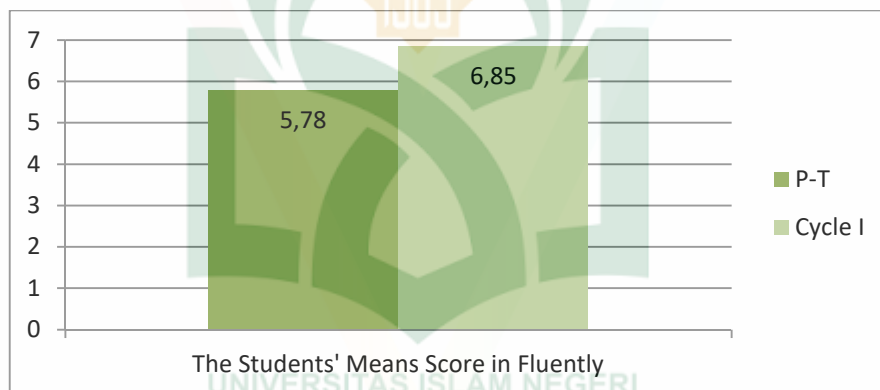
The application of educational drama technique could improve the students' speaking in the cycle I test. It is proved by the significance differences between the result of the pre test and the cycle I. The following table shows the students' speaking accuracy of pre test and cycle I.

Table 7. The students' mean score in organization

| Fluently | P – T | | Cycle I | | Improvement (%) |
|------------|-------|-------|---------|-------|-----------------|
| | Score | % | Score | % | PT – CI |
| Smoothness | 5.78 | 57.80 | 6.85 | 68.50 | 18.51 |
| \bar{x} | 5.78 | 57.80 | 6.85 | 68.50 | 18.51 |

The data above shows that, the mean score differences fluency between pre test and cycle I. The fluency smoothness in pre test is 5.78 (57.80%), in cycle I is 6.85 (68.50%) and the improvement from pre test to the cycle I is 18.51 %. Following is presented a graphic to see clearly the improvement form pre test to cycle I.

Chart 3. *The students' mean score in organization*



The graphic above clearly shows the improvement of students' mean score in fluency from pre test to cycle I.

Besides observing whether educational drama technique can overcome the students' problem in speaking, the researcher also gave a speaking test to know the students' achievement of the material during the teaching and learning process. For more detailed information of the result of the speaking test in the first cycle, see the following table.

Table 8. The Result of Student's Mean Score Classification in fluency and comprehensibility at the First Cycle

| Classification | Score | Cycle test | | | |
|----------------|-------|------------|--------|-------------------|--------|
| | | Fluency | | Comprehensibility | |
| | | F | P | F | P |
| Excellent | 6 | - | - | - | - |
| Very good | 5 | - | - | - | - |
| Good | 4 | - | - | 4 | 13.33% |
| Fair | 3 | 17 | 56.67% | 10 | 33.33% |
| Inadequate | 2 | 11 | 36.67% | 16 | 53.33% |
| Unacceptable | 1 | 2 | 6.67% | - | - |
| Total | | 30 | 100% | 30 | 100% |

The data above shows that, the students' mean score in fluency and after doing the first cycle was still low. The highest achievement at the first cycle was good classification which was gained by 11 students (36.67%). The lowest achievement at the first cycle was very poor classification which was 2 students' (6.67%).

Furthermore, the indicator of successful students' mean score can be seen from the table.

Table 9. The Indicators of Successful Students' Mean Score at the First Cycle

| No | Score | Category | Frequency | Percentage (%) |
|-------|--------|-------------|-----------|----------------|
| 1 | 75-100 | Success | 10 | 33.33% |
| 2 | 0-69 | Not Success | 20 | 66.67% |
| Total | | | 30 | 100% |

Based on the table above, there were 33.33% of students success in this cycle and 66.67% was not. It can be said that the first cycle did not achieve the research target, there should be 75% of students' success and the research can be categories success.

d) Reflection

In the first cycle the researcher had conducted the procedures of educational drama technique in teaching and learning process. For the first and second meeting, the researcher applied educational drama technique. The last meeting, the researcher carried out the first cycle test to know the students' speaking achievement in accuracy and fluency.

Based on data of the observation result, the researcher found that during the learning process, the students did not focus on the material and lack participation in applying educational drama technique. On the other side, the students' score was still low, especially in perform educational drama technique.

Therefore in the next cycle, the researcher needed to do the stabilization. The observer suggest manage the time and the class well, motivate the students and to be more creative in perform educational drama technique.

Based on the researcher reflection and the observer suggestion, in second cycle the researcher will carry out competition during the learning process in

order to increase the students' cooperation with group, activeness in discussing and not being afraid to saying sentences in English.

2. Second cycle

a) Planning

Generally in planning, the steps in the first cycle and the second cycle were same. The researcher prepared material, lesson plan, media, and so on. In this cycle the researcher tried to improve the achievement of students in previous cycle.

b) Action

The activity in this stage was the implementation of the lesson plan. It means that the implementation of every steps of the learning process through Educational drama technique which had been arranged in the planning stage.

The stages were done in the lesson plan at the cycle 1 as follows:

- a. Teacher explains about the method will be used.
- b. Teacher read the material and the students respond based on the instruction given by the teacher.
- c. Teacher read the material line by line and students repeat after him.
- d. The process continued as long as time allowed.

Based on the observation sheet of the teacher, the researcher found some weaknesses at the first cycle, so in this cycle, the researcher made the variation of action that was given to the students.

First meeting

The first meeting at the second cycle based on the English class schedule was conducted on 4th June 2014 at 9.10-10.30 a.m. In this meeting the researcher focused on improving the accuracy and fluency. Here were sequence activities the researcher did in this meeting:

- a) The researcher began the class by checking the attendance list of the students.
- b) The researcher asked the students to sit with their group.
- c) The researcher gave the students another script, in this cycle II the title of the drama is difference from the cycle I but with the same kind of drama (educational drama) and to each student in the group were asked to memorize it.
- d) The researcher gave correction students' accuracy, fluency and of their speaking.

Second meeting

This meeting was conducted on Wednesday, 11th May 2014 at 09.10-10.30 a.m. In this meeting the researcher focused to improve the students' comprehension. Here some activities the researcher did:

- a) The researcher began the class by checking the attendance list of the students.
- b) The researcher asked the students to sit with their group.

- c) The researcher asked to each student in the group to perform their drama.
- d) The researcher gave correction students' accuracy, fluency and of their speaking

Third meeting

The third meeting was the last meeting in this cycle. It was conducted on 19th May at 09.10 to 10.30 a.m. here the researcher gave clarification for the second and the third meeting, especially for accuracy and fluency. After that the researcher gave a speaking test.

c.) Observation

The aspects which were observed during the teaching and learning process were just same in the first cycle. To observe the teaching and learning process, the researcher used the observation sheet.

The result of the observation which were done in the second cycle showed improvement of the students' participation in the in the classroom. In other words, it showed the students' achievement and students' activities during the teaching and learning process. For clear information about the improvements, see the following table.

Table 10. The Result of the Observation in the Second Cycle

| Aspects | Indicators | Percentage % |
|----------------------|---|--------------|
| Learning Activities | 1. Doing their assignments based on the teachers' instruction. | 90 |
| | 2. Asking question to their teacher if there is an instruction which is not clear. | 70 |
| | 3. Giving comments and suggestions about their friends' job. | 93.33 |
| | 4. Presenting their discussion result without being appointed by the teacher. | 93.33 |
| | 5. Discussing and working together with their friends in doing their assignments. | 96.67 |
| | 6. Doing assignments from their teacher well. | 63.33 |
| Creativities | 7. Showing their curiosities with asking question to their teacher and friends. | 73.33 |
| | 8. Exploring their ideas. | 76.70 |
| | 9. Thinking and are not hopeless for looking for answer using books or asking to their friends. | 83.33 |
| Feeling of happiness | 10. Looking happy in learning process. | 80 |
| | 11. Not feeling sleepy during the teaching and learning process. | 86.67 |
| Interaction | 12. Discussing with their teacher. | 76.70 |
| | 13. Discussing with their friends. | 73.33 |
| | 14. Working together with their friends. | 96.67 |
| Mean Score | | 82.38 |

The result of the observation and evaluation which were done in the second cycle showed and students' improvement by used of educational drama technique in the classroom. For clear information about it, see the following table.

Table 11. Comparison the result of the observation between the first cycle (C1) and the second cycle (C2)

| Aspects | Indicators | Percentage % | | Change |
|----------------------|---|--------------|-------|--------|
| | | C1 | C2 | |
| Learning Activities | 1. Doing their assignments based on the teachers' instruction. | 63.33 | 90 | +26.67 |
| | 2. Asking question to their teacher if there is an instruction which is not clear. | 46.67 | 70 | +23.33 |
| | 3. Giving comments and suggestions about their friends' job. | 36.67 | 93.33 | +56.66 |
| | 4. Presenting their discussion result without being appointed by the teacher. | 70 | 93.33 | +23.33 |
| | 5. Discussing and working together with their friends in doing their assignments. | 46.67 | 96.67 | +50 |
| | 6. Doing assignments from their teacher well. | 56.67 | 63.33 | +6.66 |
| Creativities | 7. Showing their curiosities with asking question to their teacher and friends. | 30 | 73.33 | +43.33 |
| | 8. Exploring their ideas. | 40 | 76.70 | +36.7 |
| | 9. Thinking and are not hopeless for looking for answer using books or asking to their friends. | 33.33 | 83.33 | +50 |
| Feeling of happiness | 10. Looking happy in learning process. | 43.33 | 80 | +36.67 |
| | 11. Not feeling sleepy during the teaching and learning process. | 26.67 | 86.67 | +60 |

| | | | | |
|-------------------|--|--------------|--------------|---------------|
| Interaction | 12. Discussing with their teacher. | 30 | 76.70 | +46.7 |
| | 13. Discussing with their friends. | 46.67 | 73.33 | +26.66 |
| | 14. Working together with their friends. | 70 | 96.67 | +26.67 |
| Mean Score | | 45.71 | 82.38 | +36.67 |

As for the first aspect, all the indicators increased. In the first indicators in this aspect, 90 % of the students did assignment based on the teacher instruction. It means that the indicator increased 26.67% because the score changed from 63.33 % in the first cycle to 90% in the second cycle. The next for the second indicator, 70 % of students asked question to their teacher if there was an instruction which is not clear. It increased 23.33 % because the score changed from 46.67 % to 70 %. The same case happened third indicator, 93.33 % of students gave comments and suggestions about their friends' job. It increased dramatically 56.66 % from 36.67 % in the first cycle to 93.33 % in the second cycle. Then, in the fourth indicator 93.33 % of students presented their discussion result without being appointed by the teacher. The percentage increased 23.33 % because the score changed from 70 % to 93.33 %. The fifth indicators in this aspect, 96.67 % of students discussed and worked together with their friends in doing their assignments. It means that this indicator increased 50 % because the score changed from 46.67 % in the first cycle to 96.67 % in the second cycle. The last in the six indicators was

63.33 % of students doing assignment from their teacher well. The percentage increased 6.66 %, because the score changed from 56.67 % to 63.33 %.

For the second aspect, all the indicators increased. The first indicator increased from 30 % to 73.33 % of students showing their curiosity by asking question to their teacher and friends. For the second indicator it showed improvement from 40 % to 76.70 %. The next for the third indicator, instead of 33.33 % in the first cycle, in the second cycle 83.33% of students' thinking and are not hopeless for looking for answer using books or asking to their friends.

The third aspect, all of the indicators also increased. The first indicator increased 36.67 % from 43.33 % to 80% of looking happy in learning process. The second indicator increased 60 % from 26.67 % in the first cycle to 86.67 % in the second cycle of not feeling sleepy during the teaching and learning process.

The fourth aspect similar with the previous aspects, the same case happens in this aspect. The first indicator increased 46.7 % from 30 % to 76.70 % of discussing with their teacher. The second indicator increased 26.66 % from 46.67 % in the first cycle to 73.33 % in the second cycle of discussing with their friends. The last indicator of the fourth aspect increased 26.67 % from 70 % in the first cycle to 96.67 % in the second cycle. It was a really nice improvement.

The table above shows that there were some improvements of students' during the learning. It made the researcher happy most of the indicators for each aspect increased. Based on the mean score the students' improvement in the second cycle could be categorized as good improvement.

▪ **The Result of the Test of the Improvement in Speaking Restricted on the Accuracy and Fluently in Cycle II.**

a) The students' mean score in Accuracy

The application of educational drama technique could improve the students' speaking in the cycle II test. It is proved by the significance differences between the result of the cycle I and cycle II. The following table shows the students' speaking accuracy of cycle I and cycle II.

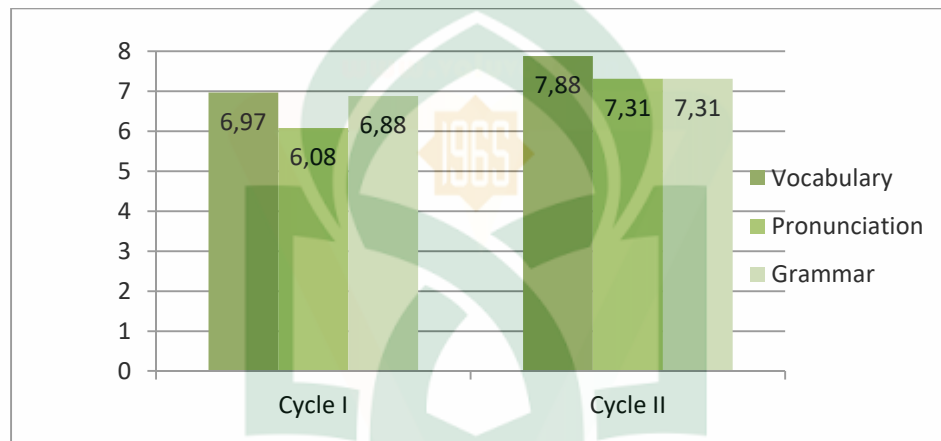
Table 12. The Students' Speaking Accuracy of Cycle I and Cycle II.

| No | Indicators | Cycle I | | Cycle II | | Improvement (%) |
|-----------|---------------|---------|-------|----------|-------|-----------------|
| | | Score | % | Score | % | PT – CI |
| 1. | Vocabulary | 6.97 | 69.70 | 7.88 | 78.80 | 13.05 |
| 2. | Pronunciation | 6.08 | 60.80 | 7.31 | 73.10 | 20.23 |
| 3. | Grammar | 6.88 | 68.80 | 7.31 | 73.10 | 6.25 |
| X | | 19.93 | 199.3 | 22.5 | 225 | 39.53 |
| \bar{X} | | 6.64 | 66.40 | 7.5 | 75 | 13.17 |

The table above shows that, the mean score for accuracy in cycle I and cycle II. Where, the vocabulary in cycle I is 6.97 (69.70%), the pronunciation is 6.08 (60.80%), and the grammar is 6.88 (68.80%). Meanwhile, the

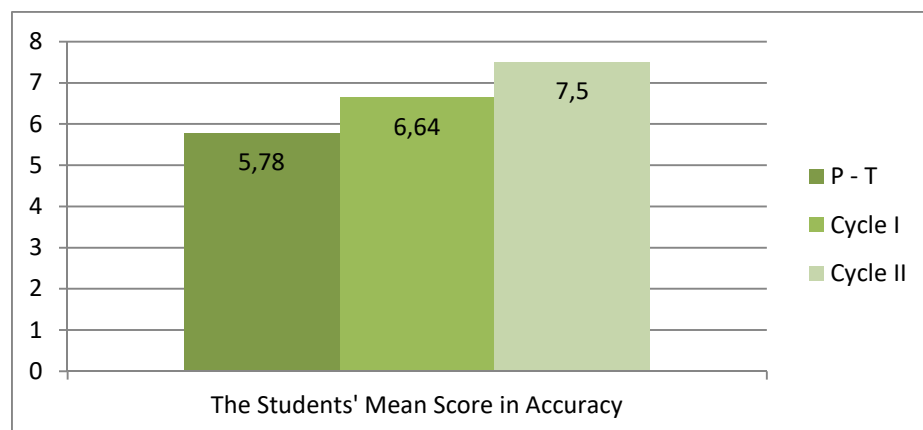
vocabulary in cycle II is 7.88 (78.80%), the pronunciation is 7.31 (73.10%), and the grammar is 7.31 (73.10%). The improvement from cycle I to cycle II is 13.17%. The data also can be seen in the following graphic:

Chart 4. The Students' Speaking Accuracy of Cycle I and Cycle II.



The mean score for the three items are presented in the following graphic:

Chart 5. The Students' Speaking Accuracy of Cycle I and Cycle II.



The graphic above shows that, there is a significant improvement between vocabulary, pronunciation, and grammar item from cycle I to cycle II. Where, the accuracy in cycle I is 6.64 (66.40%) and in cycle II is 7.5 (75%).

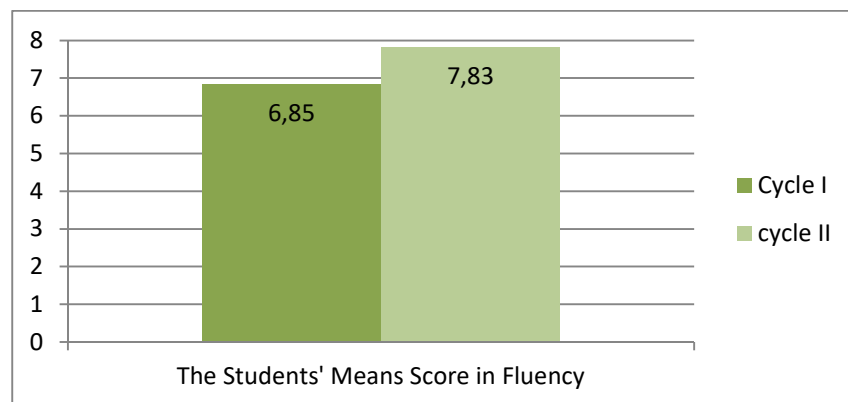
b) The students' mean score in Fluency

Table 13. The students' mean score in fluency

| Indicator | Cycle I | | Cycle II | | Improvement (%) |
|------------|---------|-------|----------|-------|-----------------|
| | Score | % | Score | % | CI – CII |
| Smoothness | 6.85 | 68.50 | 7.83 | 78.30 | 14.30 |
| \bar{X} | 6.85 | 68.50 | 7.83 | 78.30 | 14.30 |

The data above shows that, the mean score differences fluency between cycle I and cycle II. The fluency smoothness in cycle I is 6.85 (68.50%), in cycle II is 78.30 (78.30%) and the improvement from the cycle I to the cycle II is 14.30 %. Following is presented a graphic to see clearly the improvement from cycle I to cycle II.

Chart 6. The students' mean score in fluency



The graphic is clearly shows the improvement of students' mean score in fluency from cycle I to cycle II.

Table 14. The Indicators of Successful Students' Mean Score at the Second Cycle

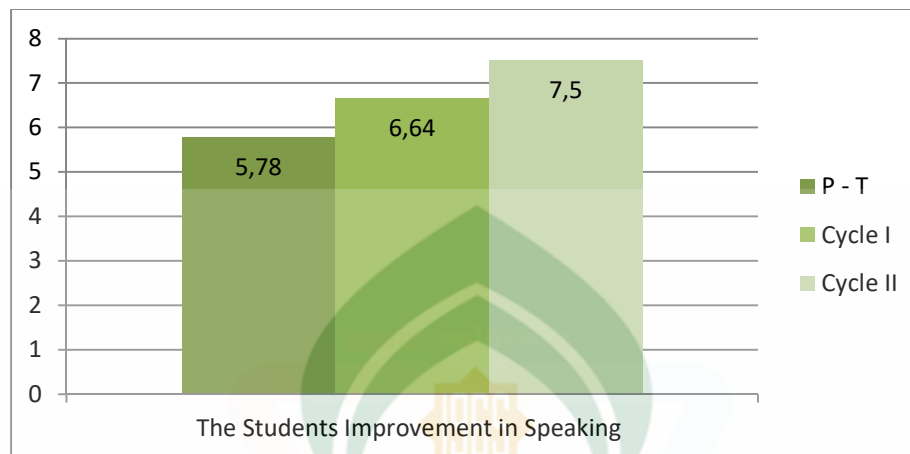
| No | Score | Category | Frequency | Percentage (%) |
|-------|--------|-------------|-----------|----------------|
| 1 | 75-100 | Success | 3 | 10% |
| 2 | 0-69 | Not Success | 27 | 90% |
| Total | | | 30 | 100% |

Based on the table above, there were 10% of students success in this cycle and 90% was not. It can be said that the second cycle had achieved the research target till 75% of students' success and the research can be categories success.

c. Reflection

The series of activity as like planning, action, and observation would be continued by reflection, to analyze the fault and success in the learning and teaching process. From the findings in the whole cycles, can be seen that there are significant differences from pre test to cycle I, from cycle I to cycle II and from pre test to cycle II, to see clearly, the following graphic is presented:

Chart 7. The Improvement of the Students' Speaking Ability



As like as in the first cycle the researcher also gave a speaking test to know the students' achievement of the material during the teaching and learning process. For more detailed information of the result of the speaking test in the second cycle, see the following table.

Table 15. The Result of Student's Mean Score Classification in fluency and comprehensibility at the Second Cycle

| Classification | Score | Cycle test | | | |
|----------------|-------|------------|--------|-------------------|--------|
| | | Fluency | | Comprehensibility | |
| | | F | P | F | P |
| Excellent | 6 | - | - | - | - |
| Very good | 5 | - | - | - | - |
| Good | 4 | - | - | 12 | 40% |
| Fair | 3 | 26 | 86.67% | 16 | 53.33% |
| Inadequate | 2 | 4 | 13.33% | 2 | 60.67% |
| Unacceptable | 1 | - | - | - | - |
| Total | | 30 | 100% | 30 | 100% |

▪ **The Result of the Students' Activeness in Teaching and Learning Process**

The result of observation of the students' activeness in teaching and learning process toward the application of educational drama technique in improving the students' speaking ability at the third year students of MTSN Model Makassar in class IX which is conducted in 2 cycles during six meetings is taken by the observer through observation sheet. It can be seen clearly through the following table:

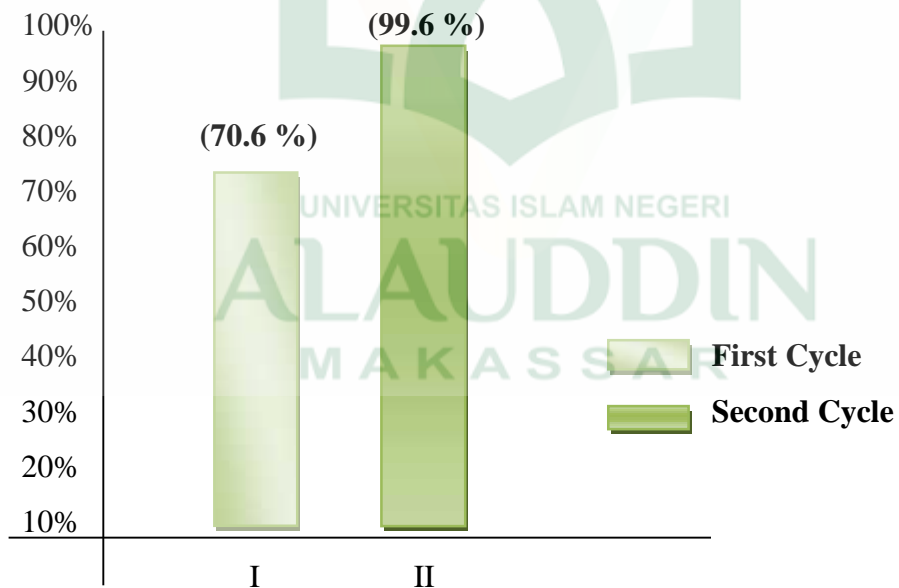
Table 16: The observation result of the students' activeness in the learning process.

| Cycle | Meetings | | | Average Score |
|-------|----------|------|------|---------------|
| | I | II | III | |
| I | 77% | 39% | 96% | 70.6 % |
| II | 97% | 100% | 105% | 99.6 % |

The result of the students' activeness observation is formulated based on the technique of data analysis and the students' scores that are collected through observation sheet. From the table above shows that in cycle I the students' activeness in each meeting improves significantly. It can be seen clearly in table that the students' activeness in the fourth meeting is higher than first, second and the third meeting, where the first meeting in cycle I the students' activeness is 77% improves to 39% in the second meeting, and then students' activeness in the third meeting is 96%, so the average of the students' activeness in cycle I is 70.6 %.

In cycle II the improvement of the students' activeness is up. Where in the first meeting in cycle II the students' activeness is 97%, in the second meeting 100%, the third meeting in cycle II the students' activeness improves 105%. This is caused by the teaching material is really interesting for the students. So the average of the students' activeness in cycle II is 99.6 %. Later, the result is presented in the chart below that shows the average of student' activeness in the first cycle and the second cycle.

Chart 8. The Improvement of the Students' Activeness.



The chart above shows that, there is improvement of students' activeness in teaching and learning process where in cycle I is 70.6 % lower than cycle II, but

after conducting cycle II the students' activeness in learning process becomes 99.6 %.

B. Discussion

This part, the discussion covering the interpretation of finding derived from the result of findings is based on the problem statement, it is: How does the application of Educational drama technique improve the students' speaking ability of the third year students of MTSN Model Makassar?

Speaking is the most important skill in English. Some people argue people who are master in English who can speak well. Moreover the educational drama technique that had been applied by the researcher can improve the students' ability.

Educational drama technique is a technique that required a students' to be able to perform a drama based on the educational topic and setting that provides a large amount of speaking practice. Each student is given a chance to perform a drama in front of the class in a group with the members about three to five students' and the script of drama or text, which they have to memorize it.

Based on the previous research findings, Keshta (2013) conducted a study to know whether educational drama can improve students' speaking ability. It also aimed to give general description about the implementation of educational drama in the classroom and about the things happening in the class when it was

implemented. The sample of this study was from the teachers consisted of 107 teachers with percent (43%) who are randomly chosen from the study population.

The method used in this research was an experimental research where the researcher taught speaking English using educational drama technique. The research data were collected by using techniques of quantitative data collection which included: pre-test and post-test. The result of the research showed that educational drama could improve students speaking ability. Besides, their test achievement during the research was better than their score in the researcher's note before the actions were implemented. So, based on the questionnaire results can be concluded that the teacher interested in using educational drama in teaching English.

Based on the research observation sheet, it's make the researcher very happy because of the improvement of the students' speaking skill from pre test is about 57.80 %, then for cycle I is 67.45 %, and for cycle II is 76.60 %.

CHAPTER V

CONCLUSION AND SUGGESTION

This chapter contains conclusion and suggestion based on the research findings in previous chapter, the writer puts forward the following conclusion and suggestions:

A. Conclusion

After conducting the research about improving the students' speaking ability of the third year students at MTsN Model Makassar through educational drama and based on the research findings in the previous chapter, the researcher puts forward the following conclusions:

1. Based on the result of the research, the researcher conclude that, there was a significant improved of the students' speaking ability by using educational drama technique and it's proved by the score from the pre test is 57.80 %, then in the first cycle is 67.45 % and in the second cycle is 76. 60 % of students' success in the class.
2. Educational drama technique was one of a good strategy in teaching speaking. The data above indicated that, this strategy had succeeded to improve the students' achievement in speaking skill at MTsN Model Makassar. Educational drama technique makes easier to all of the students to learn

English especially to speak. It's to be proven by the performance stuffed 30 students at class IX⁴.

3. Educational drama technique that contains with educational unsure learn to playing and it can increase the students' speaking.

B. Suggestion

Based on the conclusion above, the writer further states some suggestion as follows:

1. For students

Being aware that speaking is an important skill in English communication. The students should try to speak individually or in group such as doing conversation in daily life because it can stimulate to speak up more and to get natural communication.

2. For the English teacher

The application of educational drama technique can significantly improve the students' speaking ability in terms of accuracy and fluency. So it is strongly suggested to be applied in teaching English speaking in the classroom in order to improve the students' speaking ability. The teachers also should be creative in teaching English especially speaking because to master English, it needs more technique or method in improving it.

3. For the next researchers

To improve the students' speaking ability generally, there are many cases which must be improved. But in this research, the researcher focused attention on improving the students speaking accuracy and fluency. So for the next researcher, they can take the other case of speaking to be improved neither they use this method nor other methods. But it is better to use this method in order to know the students' speaking ability improvement with different discussions. The result of this research can also be used as an additional reference or further research with different discussion for the next researchers.



CURRICULUM VITAE



The writer, Kuratul Aini, was born on 19th October 1992 in Bajo Village-Bima, West Nusa Tenggara (NTB). She has two sisters and one brother. She is the First child of Abdul Karim and Raodah.

In 1998, she started her education in SDN 1 Bajo, Soromandi and graduated in 2004. The next, in the same year the writer continued her study in SMPN 1 Bajo, Soromandi and graduated in 2007. And then she continued her study in SMKN 1 Bima and graduated in 2010. In the same year she was accepted as a student in English Department, Tarbiyah and Teaching Science Faculty, State Islamic University of Alauddin Makassar. In this university she got many experiences till her graduate. Thank you so much for all who has helped the writer during the college. ☺