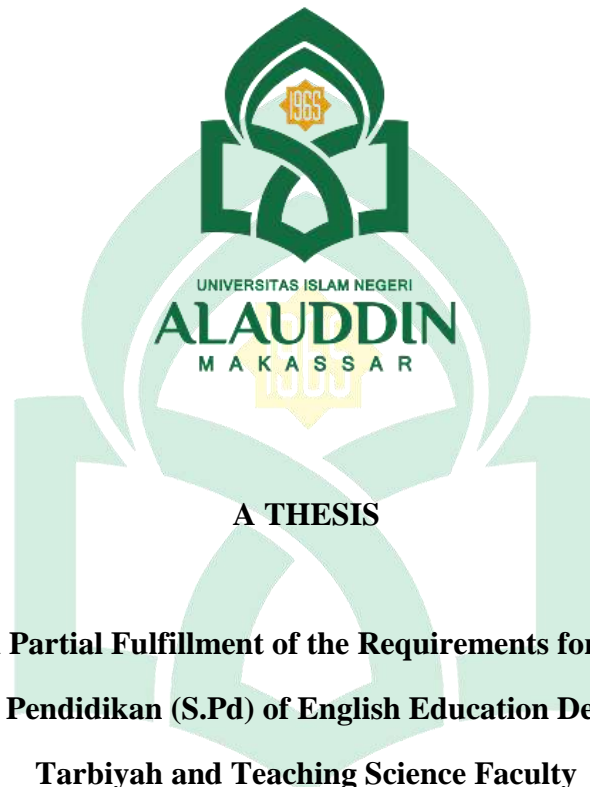


**DEVELOPING HIGHER ORDER THINKING SKILL TEST
INSTRUMENT FOR ENGLISH READING SKILL AT “TECHNOLOGY
INVENTION” MATERIAL THE 10th GRADE IN MA MADANI
ALAUDDIN PAO-PAO**



A THESIS

**Submitted in Partial Fulfillment of the Requirements for the Degree of
Sarjana Pendidikan (S.Pd) of English Education Department**

Tarbiyah and Teaching Science Faculty

Alauddin State Islamic University of Makassar

By:

MAKRIFATUL NI'MAH

Reg. Number: 20400117058

**ENGLISH EDUCATION DEPARTMENT
TARBIYAH AND TEACHING SCIENCE FACULTY
ALAUDDIN STATE ISLAMIC UNIVERSITY OF MAKASSAR**

2022

PERNYATAAN KEASLIAN SKRIPSI

Mahasiswa yang bertanda tangan di bawah ini:

Nama : Makrifatul Ni'mah
NIM : 20400117058
Tempat/Tgl.Lahir : Bulukumba, 15 April 1999
Jur/Prodi/Konsentrasi : Pendidikan Bahasa Inggris
Fakultas/Program : Tarbiyah dan Keguruan
Alamat : Jl. Tala'salapang IV Blok A1/31
Judul Skripsi : *Developing Higher Order Thinking Skill Test
Instrument for English Reading Skill at
"Technology Invention" Material The 10th
Grade in MA Madani Alauddin Pao-Pao*

Menyatakan dengan sesungguhnya dan penuh kesadaran bahwa skripsi ini adalah hasil karya sendiri. Jika kemudian hari terbukti bahwa ini merupakan duplikat, tiruan, plagiat atau dibuat oleh orang lain, sebagian atau seluruhnya, maka skripsi dan gelar yang diperoleh karenanya batal demi hukum.

Samata-Gowa, 25 Februari 2022
Penyusun,



Makrifatul Ni'mah
NIM: 20400117058

PERSETUJUAN PEMBIMBING

Pembimbing penulisan skripsi saudara **Makrifatul Ni'mah**, NIM: **20400117058**, mahasiswi Jurusan Pendidikan Bahasa Inggris pada Fakultas Tarbiyah dan Keguruan, UIN Alauddin Makassar, setelah meneliti dan mengoreksi secara seksama skripsi yang bersangkutan dengan judul ***“Developing Higher Order Thinking Skill Test Instrument for English Reading Skill at “Technology Invention” Material The 10th Grade in MA Madani Alauddin Pao-Pao”*** memandang bahwa skripsi tersebut telah memenuhi syarat- syarat ilmiah dan dapat disetujui untuk diajukan pada ***Ujian Munaqasyah***.


Samata-Gowa, 11 Oktober 2021

Pembimbing I

Pembimbing II



Dr. Hj. Mardiana, M.Hum
NIP. 19690815 199903 2 001



Dr. H. Nur Asik, M.Hum
NIP. 19570117 198203 1 006

UNIVERSITAS ISLAM NEGERI
ALAUDDIN
M A K A S S A R




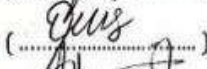


PENGESAHAN SKRIPSI

Skripsi berjudul, "Developing Higher Order Thinking Skill Test Instrument for English Reading Skill at "Technology Invention" Material The 10th Grade in MA Madani Alauddin Pao-Pao", yang disusun oleh Makrifatul Ni'mah, NIM:20400117058, mahasiswa Jurusan/Prodi Pendidikan Bahasa Inggris, Fakultas Tarbiyah dan Keguruan, UIN Alauddin Makassar, telah diuji dan dipertahankan dalam sidang Ujian Skripsi/Munaqasyah yang diselenggarakan pada hari Kamis, tanggal 24 Februari 2022 M, bertepatan dengan 23 Rajab 1443 H, dinyatakan telah dapat diterima sebagai salah satu syarat untuk memperoleh gelar sarjana dalam Ilmu Tarbiyah dan Keguruan, Jurusan/Prodi Pendidikan Bahasa Inggris dengan beberapa perbaikan.

Samata-Gowa, 25 Februari 2022 M
24 Rajab 1443 H.

DEWAN PENGUJI:

Nomor SK 609 Tahun 2022

Ketua	: Prof. Hj. St. Azisah, M.Ed.St., Ph.D.	()
Sekretaris	: Dr. Sitti Nurpahmi, S.Pd., M.Pd	()
Munaqisy I	: Dr. H. Abd. Muis Said, M.Ed., TESOL.	()
Munaqisy II	: Dr. Kaharuddin, S.IP., M.Hum.	()
Pembimbing I	: Dr. Hj. Mardiana, M. Hum.	()
Pembimbing II	: Dr. H. Nur Asik, M. Hum.	()

Diketahui oleh:

Dekan Fakultas Tarbiyah dan Keguruan
UIN Alauddin Makassar,



Dr. H. Marjuni, M.Pd.I.

NIP 197810112005011006

ACKNOWLEDGEMENTS

بِسْمِ اللَّهِ الرَّحْمَنِ الرَّحِيمِ

Alhamdulillah Rabbil Alamin, the researcher would like to express his deepest gratitude to the almighty Allah SWT., the only provider, the most merciful who gives his guidance, opportunity and good health for all time to finish the writing of this thesis. Shalawat and salaam are also always delivered to our great Prophet Muhammad SAW., who has brought us from the darkness to the lightness, from the bad to the good morality, from Jahiliyah era to Islamiyah era.

During the writing of the thesis, the researcher received much assistance from a number of people, for their valuable guidance, correction, suggestion, advice and precious support. Without them, the writing of this thesis would never be possibly completed. Therefore, the researcher would like to convey the greatest thank and appreciation for those people, they are:

1. The researcher's beloved parents, **Ismulianto** and **Warniati, S.Pd.I** who always prayer, affection, sincere love, financial support and motivation for the researcher's success.
2. **Prof. Dr. Hamdan Juhanis, M.A., Ph.D.** The Rector of State Islamic University Alauddin Makassar.
3. **Dr. H. A. Marjuni, S.A.g., M.Pd.I.** The Dean and all of the staffs of Tarbiyah and Teaching Science Faculty of Alauddin State Islamic University of Makassar.

4. **Prof. Hj. St. Azisah, M.Ed.St., Ph.D.** The head of English Education Department, Tarbiyah and Teaching Science Faculty of Alauddin State Islamic University of Makassar.
5. **Dr. Sitti Nurpahmi, M.Pd.,** The Secretary of English Education Department, Tarbiyah and Teaching Science Faculty of Alauddin State Islamic University of Makassar.
6. **Dr. Hj. Mardiana, M.Hum** and **Dr. H. Nur Asik, M.Hum** as the first consultant and the second consultant who have given their really valuable time and patience, support, assistance, advice and guidance for the researcher during the writing of her thesis.
7. **Dr. H. Abd Muis Said, M.Ed., M. TESOL.** and **Dr. Kaharuddin, S.IP., M.Hum.** as the first and the second examiners.
8. **Indah Miftah Awaliah., S.S., M.Hum** and **Annisa Shofa Tsuraya, S.Pd., M.Pd.** as the expert who has guided and helped the researcher during the writing of her thesis.
9. All the lecturers of Tarbiyah and Teaching Science Faculty of Alauddin State Islamic University of Makassar for their guidance during her study.
10. The RnD group, project team in this research; **St. Aminah Putri Abdullah, Ita Mayang Sari, Hamdania, Esti Lestari, Nurfatwa Putri Husain, Rosa Sabilah Lutfhi, Eril Sandi, Muh. Ruslan Rara, and Musli Hasdim,** for their sincere friendship, solidarity in helping one another and assistance during the process of finishing this thesis.

11. All students and teachers of MA Madani Alauddin Pao-Pao who have kindly accepted her to conduct a research on the class.
12. A lot of thanks for my best friends, **Rini Suhartingsih** and **Sri Widyastuti** that always support, share the happiness and encourage to be graduate on time together.
13. Infinite thanks for **Ummu Rofikah, S.Pd** and **Nurhilaliah, S.Pd** and all seniors who could not be mentioned here. Thank you for their patience in guiding and supporting the researcher during completing the thesis.
14. The researcher's classmates in English Education Department **PBI 3-4** (Academic Year 2017) who could not be mentioned here. Thanks for their sincere friendship, togetherness and assistance.
15. All of the people around the researcher's life who could not mention one by one who have given big inspiration, motivation, spirit, and pray for her.

Finally, by reciting *Alhamdulillah Rabbil Alamin*, the researcher realizes that the writing of this thesis is far from perfectness still the simplest one. Remaining errors are the researcher's own; therefore, constructive criticism and suggestions will be highly appreciated. Finally, willingly the researcher prays, may all the efforts are blessed by Allah SWT. Aamiin...

Samata-Gowa, 25 Februari 2022

The Researcher




Makrifatul Ni'mah

TABLE OF CONTENTS

COVER	i
PERNYATAAN KEASLIAN SKRIPSI.....	ii
PERSETUJUAN PEMBIMBING	iii
PENGESAHAN SKRIPSI.....	iv
ACKNOWLEDGEMENTS.....	v
TABLE OF CONTENTS	viii
LIST OF TABLES	x
LIST OF FIGURES	xi
LIST OF APPENDICES	xii
ABSTRACT	xiii
CHAPTER I. INTRODUCTION	1-6
A. <i>Background</i>	1
B. <i>Research Question</i>	4
C. <i>Research Objective</i>	5
D. <i>Research Significance</i>	5
E. <i>Research Scope</i>	6
CHAPTER II. REVIEW OF RELATED LITERATURE	7-26
A. <i>Literature Review</i>	7
B. <i>Conceptual Framework</i>	25
CHAPTER III. METHOD OF THE RESEARCH	27-37
A. <i>Research Methodology</i>	27
B. <i>Research and Development Procedures</i>	28
C. <i>Research Subject</i>	31
D. <i>Research Instruments</i>	31
E. <i>Data Collection Procedures</i>	32
F. <i>Data Analysis Technique</i>	33

CHAPTER IV. FINDINGS AND DISCUSSION	38-93
A. <i>The Existing of Test Instrument</i>.....	38
B. <i>Development of Higher Order Thinking Skills (HOTS)</i>	55
C. <i>The Level of Validity and Reliability of Test Items</i>	83
D. <i>Limitations</i>.....	92
CHAPTER V. CONCLUSION AND RECOMMENDATION.....	94-95
A. <i>Conclusion</i>.....	94
B. <i>Recommendation</i>.....	94
BIBLIOGRAPHY	96
APPENDICES	100
CURRICULUM VITAE.....	130




LIST OF TABLES

Table 1: Criteria Scale Validity	35
Table 2: Criteria Scale Reliable	37
Table 3: Validation Name	73
Table 4: Level Cognitive of Multiple-Choice Question	81
Table 5: Level Cognitive of Essay Question	81
Table 6: Validation Result	85
Table 7: Validation Score of Multiple-Choice	88
Table 8: Validation Score of Essay	88
Table 9: Score of Multiple-Choice Validity Test	89
Table 10: Score of Essay Validity Test	90




LIST OF FIGURES

Figure 1: Conceptual Framework	26
Figure 2: Plomp Model	30
Figure 3: Cover Book	48
Figure 4: Test Grid	61
Figure 5: Cover of Test Instrument	62
Figure 6: Validation Sheet	65
Figure 7: Revision from Expert I	73
Figure 8: Revision from Expert II	74



LIST OF APPENDICES

Appendix 1: Interview Guideline	101
Appendix 2: Validation Checklist	103
Appendix 3: Verbatim Interview	109
Appendix 4: Syllabus	112
Appendix 5: Lesson Plan	114
Appendix 6: Test Grid	117
Appendix 7: Test Instrument	118
Appendix 8: Hasil Validasi Butir Soal	124
Appendix 9: Student Results	126



ABSTRACT

Title : **Developing Higher Order Thinking Skill Test Instrument for English Reading Skill at “Technology Invention” Material The 10th Grade in MA Madani Alauddin Pao-Pao.**
Year : **2022**
Researcher : **Makrifatul Ni'mah**
Consultant I : **Dr. Hj. Mardiana, M.Hum**
Consultant II : **Dr. H. Nur Asik, M.Hum**

The design purpose of this research was developed by HOTS (Higher Order Thinking Skill) method. The purpose of this method was to determine the validity and reliability level of material that only focused for the class X at MA Madani Alauddin Pao-Pao.

The PLOMP model would use in this research development which was consisted of five stages, they are *Pleminary investigation, Design, Realization/Construction, Test, Evaluation, and Revision, and the last was Implementation*. The focus subject in this study was students in class X MIA 2 at MA Madani Alauddin Pao-Pao. The instruments in this research used the validation sheet and HOTS Items.

Based on the result of this research, it obtained 3.7 the validity level based on HOTS items. It meant that very valid category. For the reliability, it obtained 0.81. It showed a very good category. For the difficulty level, it was 0.60 which showed the medium category.

The implication of the HOTS question items could be trained and encouraged the students to think at a high level. So that, the students not only pay much attention to the rules of answer from memorizing process without knowing the concept of knowledge. It also made the students think critically in answering the question reasonably.

Keywords: HOST (Higher Order Thinking Skill), Plomp Model

CHAPTER I

INTRODUCTION

In this chapter, the researcher describe several points, including: background, research question, research objective, research significance, and research scope. All of this will be explained as follows

A. *Background*

In Indonesia, the government has implemented the 2013 curriculum for use in the current education system. Where the purpose of the 2013 curriculum is to prepare human resources who have the ability to live as individuals and citizens who are faithful, productive, creative, innovative, affective, and able to contribute to the life of society, nation, state, and world civilization. The 2013 curriculum is designed with several features. The most basic main principle in the 2013 curriculum is the emphasis on the ability of teachers to implement an authentic, challenging, and meaningful learning process for students so that the potential of students can develop in accordance with what is expected by the national education goals.

In the 2013 curriculum, students were required to think deeply in order to develop their cognitive competence by providing several exercises or questions for higher-order thinking skills or commonly called HOTS (Sukma, 2017). Therefore, the teacher gives a test to assess students' thinking ability which is a high-level skill (HOTS). The learning value of students is expected to help students in improving their Higher Order Thinking Skills (HOTS). Barnett & Francis (2012:209) argues that higher- order thinking can encourage students to think deeply about the subject matter, so it can be said that the higher-order

thinking ability test can provide stimulation to students to develop higher-order thinking skills.

Every test which is developed by educators must be of a high standard with HOTS or a higher-order thinking process. In Anderson and Krathwohl's revised Bloom's taxonomy high-level skills involve analysis and synthesis (C4), evaluating (C5) and creating or creativity (C6). HOTS is the ability to think critically, logically, reflectively, metacognitively, and creatively which is a higher order thinking ability. In HOTS students can use thinking broadly to find new challenges and students are required to apply new knowledge and information to find answers or solutions to problems that arise in new situations (Heong, et al in Hanifah 2019).

Completion of concepts in classical education Bloom's Taxonomy theory is divided into several levels, ranging from the lowest to the highest. Starting from knowledge, understanding, application, analysis, synthesis, to evaluation. The assessment instruments used by teachers to assess student learning outcomes on cognitive aspects are usually taken from various textbooks or sets of questions. Questions can be either descriptive or multiple choice. The type of question asked or the assignment given by the teacher is very influential in the development of students' thinking skills.

The question or task is not only to focus students on activities but also to explore their learning potential. Questions or assignments that trigger students to think analytically, evaluatively, and creatively can train students in higher-order thinking skills.

Based on the data analysis, document, and interview with the teacher, the material that is used in the lesson, is HOTS. But, the test that is used by the teacher and based on the book is still LOTS. While, the K-13 must be based on HOTS, both the material and the test.

According to Naga (1992) tests are used to measure aspects of human behavior, such as aspects of knowledge (cognitive), attitudes (affective), and aspects of skills (psychomotor). The cognitive field is measured through test tests, the affective field is measured through questionnaires, interviews, and observations, and psychomotor field is measured through actions and observations. According to Arikunto (2010:53), a test is a tool or procedure used to find out or measure something in an atmosphere, by means and rules that have been determined.

A test as an instrument of learning outcomes should be measured student skills at various levels, ranging from low levels of thinking to high levels of thinking. Therefore, it is necessary to pay attention to each proportion of the level of thinking ability in each question problem that will affect student learning patterns. the fact, in making instruments questions tend to be dominated by questions with low-level thinking skills so students prefer to learn by memorizing and working on the questions contained in the book rather than developing their ability at a higher level of thinking when trying to solve a problem.

But, the Problems that occur in schools, questions tend to be more numerous testing aspects of memory that lack training in higher-order thinking skills students, the ability to think of Indonesian children scientifically is still

considered low seen one of the factors causing it, among others because students in Indonesia are less trained in solving problems that are measure HOTS, and the problem faced by the teacher is the ability of the teacher in developing HOTS assessment instruments are still lacking and not yet the availability of assessment instruments specifically designed to train HOTS so that HOTS assessment instruments need to be developed. Development of thinking skills a high level of students will result in: students' proficiency in problem-solving strategies becoming good, and students' learning achievement on non-routine problems which requires higher-order thinking skills to increase.

The students need to increase their thinking skills by giving the instrument of test based on the HOTS concept in the 2013 curriculum. From the explanation previously, the researcher considers conducting the research about designing the instrument test based on the English material which is applied HOTS concept.

B. Research Question

Based on the background, the main problem is development the test based on HOTS skill. There are three research problems that should be formulated as follows:

1. How is the existing test instrument provided for English Reading Skill at “Technology Invention” Material the 10th grade in MA Madani Alauddin Pao-Pao?
2. How to develop test instrument for English Reading Skill at “Technology Invention” Material the 10th grade in MA Madani Alauddin Pao-Pao, based on HOTS concept?

3. How is the level of validity and reliability of HOTS test instrument for English Reading Skill at “Technology Invention” Material the 10th grade in MA Madani Alauddin Pao-Pao?

C. Research Objective

Based on the research focus previously, the objective of this study as follows to develop the instrument test based on the English materials, by covering the following objectives:

1. To ensure the existing test instrument provided for English Reading Skill at “Technology Invention” Material the 10th grade in MA Madani Alauddin Pao-Pao.
2. To develop English Reading Skill at “Technology Invention” Material the 10th grade in MA Madani Alauddin Pao-Pao.
3. To describe the level of the validity and reliability of HOTS test instrument for English Reading Skill at “Technology Invention” Material the 10th grade in MA Madani Alauddin Pao-Pao.

D. Research Significance

Based on the objectives to be achieved, the benefits that are expected to be obtained from this development are as follows:


1. The theoretical benefit, this development can help the development of knowledge, especially those related to the development of test to measure higher order thinking skills (HOTS) in English.
2. Practical benefits
 - a. For English teachers, a valid and reliable high order thinking skills (HOTS)

test can be used to measure higher order thinking skills (HOTS) and a reference as a reference for developing higher order thinking skills (HOTS).

- b. For students, it can be used as material for practice question in training high order thinking skills (HOTS).
- c. For researchers, this can provide direct experience in developing high order thinking skills (HOTS) test.

E. *Research Scope*

This research is conducted to develop and produce a product in the form of a test that can be used to measure high-order thinking skills (HOTS) in “Technology Invention” material for the students at 10th grade in MA Madani Alauddin Pao-Pao.



CHAPTER II

REVIEW OF RELATED LITERATURE

This part centers around the study of some previous research findings on the related topics to the developing English test based on HOTS concept.

A. Literature Review

1. Review of Related Research Findings

The first research conducted by Ulva Fatiya Rosyida STAI Al Muhammad Cepu, Cepu Indonesia (2019). The title is “Higher Order Thinking Skills (Hots) Dalam Pembelajaran Bahasa Inggris Sd/ Mi Di Era Revolusi Industri 4.0” that English is one of the vital tools in facing the 6 Industrial Revolution 4.0. To support this program, higher order thinking skills (HOTS) are required. This is because in order to be competent in a global, all-digital world, students must be able to think critically and creatively. HOTS can be familiarized with the simplest things, such as the use of authentic materials in learning, using routines, etc. so that students face facts in the field directly. Thus, HOTS and Communicative Competence are a harmonious pair that need to be applied in learning English as provisions for facing the Industrial Revolution 4.0.

The second research conducted by Tomy Kartika Putra & Debiga Fikky Abdullah Universitas Sebelas Maret Surakarta, Indonesia, 2019. Entitled “Higher-Order Thinking Skill (HOTs) Questions in English National Examination in Indonesia”. Said that The importance of assessing order thinking is well recognized in recent educational assessment. Therefore, assessment, especially in English National Examination, should contain sufficient items that are based on

the concept of HOTS. However, in the present study, we found that multiple choice items in the English National Examination in Indonesia from 2013-2018 was insufficient. Out of 210 analyzed items, there were only 53 categorized as HOTS. Besides, the 53 HOTS items lack of variation of the sub aspect of HOTS. All of them are classified into the level of Analyze. Therefore, it is important for the test developers to provide adequate portions of HOTS based items in order to help students to have good thinking skill to meet the challenge of 21st century.

The third research conducted by Muawwinatul Laili, Nurul Aini, dan Ana Christanti. Jurnal Pendidikan, Vol. 3 No. 1 Februari 2020. The title is “High Order Thinking Skills (HOTS) In High School Student Assessment”. From the results of data analysis, that the English teacher's ability to make daily test questions and exams was still not in accordance with HOTS assessment standards. In addition to the ability from the interview results, HOTS research that has been followed by teachers has not had an impact on skills in making good HOTS questions. Then the most questions were in the understanding group (c2) with 60.43% followed by the application group (c3) as much as 25.22% and knowledge (c1) 14.35%. So the results of this data show that teachers still need "coaching" in making HOST question.

The fourth research conducted by Putu Sri Warmadewi¹, Dewa Ayu Eka Agustini², & Nyoman Karina Wedhanti, English Language Education, Universitas Pendidikan Ganesha, Indonesia, 2019. Entitled “Analysis of Learning Higher Order Thinking Skill (HOTS) Toward English Subject”. For analyzing the implementation of Higher Order Thinking Skill (HOTS) in terms of designing the

content of lesson plans and assessments, there are several findings. such us for designing whist activities, it can be seen that the teacher used several strategies, such as pair-work, interview, and group work which aimed at developing the character of the students. In designing those pre-activities, whilst-activities, and post-activities, the English teacher was able to design the proper activities based on the curriculum 2013. About the assessment to asses the student, the teacher use which was used to assess the students uses the form 8 of essay, it can make makes students create the information themselves. Based on the characteristics of assessment which belong to HOTS (Higher Order Thinking Skill) there are: Measuring high-level thinking skills, Based on contextual problems, Using various forms of questions, and Measuring cognitive levels such as C-4 (analyzing), C-5 (evaluating), and C-6 (creating). In short, the English teacher did not have any problem in designing assessment which belong to Higher Order Thinking Skill. However, the teacher had a problem in adjusting with the background of the students.

Based on some of the research above, we can conclude that, English learners must be based on high order thinking skills (HOTS), namely with concepts (analyzing, evaluating, and creating) to face the era of the industrial revolution 4.0 so that English learners can be more competent and think more critically. The material and test given must be based on the HOTS concept so that the HOTS material can be balanced with the HOTS test. However, this is a challenge for English teachers to make English tests based on the HOTS concept, but in fact there are still many English teachers who have difficulty making HOTS tests.

2. Some Pertinent Ideas

In this research, the researcher elaborates some pertinent ideas in order to support a well understanding of this development. Those are about assessment, test instrument, skill, higher order thinking skill (HOTS), and characteristic of HOTS test.

a. Assessment

Assessment, is an ongoing process that encompasses a much wider domain. Whenever a student responds to a question, offers a comment, or tries out a new word or structure, the teacher subconsciously makes an assessment of the student's performance. Written work-from a jotted-down phrase to a formal essay is performance that ultimately is assessed by self, teacher, and possibly other students. Reading and listening activities usually require some sort of productive performance that the teacher implicitly judges, however peripheral that judgment may be. A good teacher never ceases to assess students, whether those--assessments are incidental or intended. (Brown 2004)

Formative assessment: evaluating students in the process of "forming" their competencies and skills with the goal of helping them to continue that growth process. The key to such formation is the delivery (by the teacher) and internalization (by the student) of appropriate feedback on performance, with an eye toward the future continuation (or formation) of learning. For all practical purposes, virtually all kinds of informal assessment are (or should be) formative. They have as their primary focus the ongoing development of the learner's language.

So when you give a students a comment or a suggestion, or call attention to an error, that feedback is offered in order to improve the learner's language ability. Summative assessment aims to measure, or summarize, what a student has grasped, and typically occurs at the end of a course or unit of instruction. A summation of what a student has implies looking back and taking stock of how well that student has accomplished objectives, but does not necessarily point the way to future progress. Final exams in a course and general proficiency exams' are examples of summative assessment.

b. Test Instrument

1. Understanding Test Instrument

A test is a systematic procedure for observing one or more characteristics of a person using a numerical scale or a category system. The test can also be interpreted as a measuring tool that has objective standards so that it can be used to measure and compare the psychological state or individual behavior (Silvirius (1991: 5). The same opinion regarding the test was also expressed by S. Haid Hasan in Arifin (2012: 3) explaining that the test is a specially designed data collection tool. Meanwhile, Payne (2003: 7) defines the test as a systematic method of gathering data for the purpose of making intra or individual comparisons. In line with this, Suharsimi Arikunto (2006: 150) also defines the test as a series of questions or exercises and other tools used to measure skills, intelligence knowledge, abilities or talents possessed by a particular individual or group.

Arifin (2012: 11) formulates several important elements regarding the meaning of tests, namely 1) The test is a method or technique that is systematically arranged and used in the context of measurement activities, 2) In the test there are various questions or statements or a series of tasks that must be answered by participants students, 3) The test is used to measure the behavioral aspects of students, and 4) the test results of students need to be given a score and value.

Meanwhile, to develop the test according to Arifin (2012: 85) in general, the test can be developed through the following stages: 1) determining the purpose of the assessment, 2) compiling the grid, 3) developing draft instruments, 4) testing and analyzing questions, and 5) revising and assembling questions (new instruments). Ridwan and Akdon (2006: 37) define a test as a data collection instrument as a series of questions / exercises used to measure the knowledge, intelligence, abilities or talents possessed by individuals / groups.

Meanwhile the instrument according to Djaali (2000: 9) is a tool that because it meets academic requirements it can be used as a tool to measure an object or collect data on a variable. Furthermore, it is stated that basically the instrument can be divided into two types, namely non-test tests. Which includes a group of tests, such as learning achievement tests, intelligence tests, aptitude tests; while the non-test includes, for example, interview guidelines, questionnaires or questionnaires, observation sheets, checklists, attitude scales, and rating scales. According to Arifin (2012: 68) this instrument has a very important function and role in order to determine the effectiveness of the learning process. Instruments

are tools that are selected and used by researchers in their activities to collect data so that these activities become systematic and made easier by them, Suharsimi Arikunto (2010: 203).

In an instrument development, Hadjar (1996: 112) describes several stages that must be passed, namely 1) defining variables, 2) describing variables into more detailed indicators, 3) compiling items, 4) conducting trials, 5) analyzing validity (validity) and reliability (reliability). Mardapi in Mawardi (2008: 42) explains that instrument development is carried out in a number of steps: compiling specifications for measuring instruments, writing statements or questions, examining questions or statements, conducting trials, analyzing instrument items, assembling instruments, taking measurements and interpreting measurement results. Meanwhile, according to Suryabrata in Mawardi (2008: 43), the development of the instrument was carried out in a number of steps, namely developing test specifications, writing questions, reviewing questions, testing the items empirically, and administering the final form test for standardization purposes.

Based on the explanation above, it can be concluded that the test instrument is a tool or procedure for carrying out the data collection process and for measuring the value of a variable to be studied. In the context of developing a test instrument, there are many things that must be considered such as the preparation of questions, review, testing and in forming a test instrument, it is necessary to determine and correct the questions. The accuracy and consistency are very important in the research process to determine the value of the variables

under study in order to draw conclusions from the research data.

2. The Characteristics of Good Test Instrument

According to Brown (2003:19), a effective test must containsome principle of language assessment. There are practicality, reability, validity, authenticity, and washback. The principles are as the foundation to make a good test.

- a. Firstly, practicality. The effective test is practical. This means that it doesn't need much money. In this case, the test isn't expensive. Then, the test doesn't need much time to do the test. then, it is relatively easy to administer and the test has a procedure in scoring, time, the kind of the text, and another specifications.
- b. Secondly, is reliability. Test that is can be reliable. It means that the test is consistent and dependable. If the same test is given to the same person, the result is should be as the same as the tests. In order to consider the possibilities factors that can affect to the test takers. The factors as follow: student-related reliability, which we have to see the condition of the test takers. Then, rater reliability, the human error, subjectivity, is the process of scoring. It needs to pay attention with the criteria of scoring, grading. There are constants in scoring. Test Administration Reliability. That means we may pay attention with the situation around the place where conducting the test such as the temperature, the table, the chair, and another factors that can disturb the test. Test reliability. That means the test has been tried before using the test. We can

see the time, the types of the test. it is should based on the levels of the test takers.

- c. Thirdly, validity. A validity test is how the objective is appropriate with the test. The skills that we want to test must suit with the test itself. The test is not only the practical of the test but, we have to see the goals of the test itself. Therefore, there are some validity evidences such as content-relate evidence, criteria on related evidence, construct-related evidence, consequential, and face validity.
- d. Then, Authenticity. It is how to make an authenticity test based on the evaluation or the construction of making the test.
- e. The last is washback. Washback commonly refers to the test that affect to the test takers prepare their self to do the test.

Producing a test is not only about how to make some questions. In fact, test has to fulfill certain the criteria that can be a good test. According to some experts they are validity, reliability, level of difficulty and discrimination power.

- a. According to Hatch and Farhady (1982), validity refers to the extent to which an instrument really measures the objective to be measured and suitable with the criteria. It means that The test should measure and suitable what it is designed to measure.
- b. Reliability is the consistency of measurement that is, to see how consistent test scores or other evaluation results are from one measurement to another

(Gronlund, 2000:193). The test is conducted to know the test should be consistent in the result or the score.

- c. Level of difficulty was concerned with how difficulty or easy the item for the students. Shohamy (1985:79) states that difficulty level shows how easy and difficult based on the student's thinking who took the test.
- d. Shohamy (1985) states that the discrimination shows the differences of the student in upper group and the lower group in aspect item analysis.

c. Reading Skill

1. Definition Reading Skill

According to Pang, Bernhardt and Kamil (2003:6) reading is about understanding written texts. It is a complex activity that involves both perception and thought. Reading consists of two related processes; word recognition and comprehension. Word recognition refers to the process of perceiving how written symbols correspond to one's spoken language. Comprehension is the process of making sense of word, sentences, and connected text. Readers typically make use of the background knowledge, vocabulary, grammatical knowledge, experience with text and other strategies to help them understand written text. Meanwhile Linse & Nunan (2005:69) who defined reading is a set of skills that involves making sense and deriving meaning from the printed word.

Based on the explanation above, reading is an activity to understand written texts. For the success of getting a good reading comprehension, the reader has to get the sense of knowledge in understanding the text or the passage. Ability

and willingness to read will affect a person's knowledge and skills. In addition, the reader must be able to construct thoughts and perception to find the meaning of each sentences or each paragraph and each passages.

2. Types of Reading

According to Brown in their book, there are four types of reading skill. Such as:

1. Perceptive

Perceptive reading tasks involve attending to the components of larger stretches of discourse: letter, words, punctuation, and other grapheme symbols. Bottom-up processing is implied.

2. Selective

This category is largely an artifact of assessment formats. In order to ascertain one's reading recognition of lexical, grammatical or discourse features of language within a very short stretch of language certain typical tasks are used: picture-cued, true/false, multiple choice, ect. A combination of bottom-up and top-down processing may be used.

3. Interactive

Including among interactive reading types are stretch of language of several paragraphs to one page or more in which the reader must, in a psycholinguistics sense, interact with the text.

4. Extensive

Extensive reading as discussed in this book, applies to text of more than a

page, p to and including professional articles, essays, technical reports, short stories, and books.

3. Reading Assessment

According to Brown, there are some assessments for Reading:

1. Perceptive Reading

a. Reading Aloud

The test taker sees separate letters, words, and short sentences and read them aloud, one by one in the presence of an administrator. Since the assessment is of reading comprehension any recognizable oral approximation of the response is considered correct.

b. Written Response

The same still are presented and the task-taker's task is to reproduce the probe in writing. Because of the transfer across different skills here, evaluation of the test- taker's response must be assumed to be a writing error, for example: may actually be a reading error and vice versa.

c. Multiple-choice

Multiple-choice response is not only a matter of choosing of four of five possible answer. Other formats some of which are especially useful at the low levels or reading, include same/different, circle the answer, true/false, choose the letter and matching.

d. Picture-Cued Items

Test-takers are shown a picture. Such as the one on the net page, along with a written text and are given one of a number of possible tasks to perform.

2. Selecting Reading

a. Multiple-choice (For Form-Focused Criteria)

By far the most popular method of testing a reading knowledge of vocabulary and grammar is the multiple-choice format, mainly for reasons of practicality. It is easy to administer and can be scored quickly. The most straightforward multiple choice items may have little context, but might serve as a vocabulary or grammar check.

b. Matching Tasks

At this selective level of reading, the test-taker's task is simply to respond correctly, which makes matching an appropriate format. The most frequently appearing criterion in matching procedures is vocabulary.

c. Gap-Filling Tasks

Many of the multiple-choice tasks describe above can be converted into gap-filling, or "fill-in-the-blank", items in which the test-taker's response is to write a word or phrase.

3. Interactive reading

a. Cloze Tasks

Cloze tests were developed for native language readers and defended as an appropriate gauge of reading ability.

b. Impromptu Reading Plus Question

Notice that many of them are consistent with strategies of effective reading: skimming for main idea, scanning for details, guessing word from

context, inferencing, using discourse markers, etc.

c. Short-Answer Tasks

A popular alternative to multiple choice questions following reading passages is the age-old short-answer format.

4. Editing (Longer Tasks)

Editing for grammatical or theoretical errors is a widely used test method for assessing linguistic competence in reading. The TOEFL and many employ this technique with the argument that it not only focuses on grammar also introduces a simulation of the authentic task of editing, or discerning errors in written.

d. Higher Order Thinking Skills (HOTS)

Thinking skill is the most basic skill that can be developed in the classroom and it is the key to achieve the goal for all the students. Thinking is a kind of mental activity that is experienced by someone when he or she faces problem, that should be solved (Sulaiman, Muniyan, Madhvan, Hasan , & Rahim , 2017). Thinking skill is divided into two types, those are High Order Thinking (HOT) and Low Order Thinking (LOT).

High Order Thinking Skills is a thinking process of students at a higher cognitive level that is developed from various cognitive concepts and methods and learning taxonomies such as problem solving methods, bloom taxonomy, and learning, teaching, and assessment taxonomies (Saputra, 2016: 91) . Higher Level Thinking Skills are defined to include critical, logical, reflective, metacognitive,

and creative thinking (Limbach & Waugh, 2010; Wang & Wang, 2014). All of these skills will become active when a person is faced with unusual problems, uncertainties, questions and choices. The successful application of these skills is contained in valid explanations, decisions, performances and 14 products. Its application does not fit the context of knowledge and experience and other advanced development or intellectual abilities. Meanwhile, Higher Order Thinking Skill (HOTS) is the ability to think critically and creatively which aims to solve problems. Critical thinking really needs to be developed for students, because it is a cognitive thinking process that aims to set a goal (Sardone & Devlin-Scherer, 2010; Butler, 2012). Its process means, thinking is done by individual when he/she has set the goals that aim to solve a problem, conclude a problem, collect hypothetical problem solutions, and make the right decision for the problem. In addition the capability of thinking creatively is also part of HOTS.

Talking about thinking stage, Bloom's taxonomy is considered as a basis for higher-order thinking. According to Saido, Siraj, Nordin, & Al_Amedy (2015) the idea of high order thinking (HOT) is obtained from the Bloom's taxonomy of cognitive domain. Bloom's taxonomy is categorized into six levels of thinking; knowledge, comprehension, application, analysis, synthesis and evaluation.

However, Anderson and Krathwohl revised the Bloom's taxonomy from one dimension into two dimensions, those are cognitive process and types of knowledge. They classified the cognitive process into six categories; remember, understand, apply, analyze, evaluate, and create. The most important

thing in higher order thinking skill is that the ability to make a reasonable decision in the complex situation. It emphasizes “learning how” rather than “learning what”. Therefore, the efforts to help individuals to achieve their targets require self awareness that is a part of efforts of the educators to explore higher order thinking skill (Sulaiman, Muniyan, Madhvan, Hasan , & Rahim , 2017).

In addition, Bloom’s Taxonomy is the most broadly recognized classification in assessing thinking skills in Education (Valdev Singh & 15 Shaari, 2019). The taxonomy is believed to be useful for test developers to match their question items with syllabus and objectives of learning (Krathwohl, 2002). Bloom’s Taxonomy consists of thinking skills that are ordered from simple to complex or to concrete to abstract mental processing abilities. It originally comprises of six levels of cognitive domains which are Knowledge, Comprehension, Application, Analysis, Synthesis and Evaluation.

According to Snyder and Snyder (2008) give steps in improving students’ thinking skill by 1) using an active learning strategy which involves students in the learning process rather than relies on lecturing and remembering 2) instruction focus on the learning process rather than on content and 3) using assessment technique which gives students intellectual challenge rather than memory.

Based on the statements above, HOTS is part of the ability to think that involves processes in the realm of cognitive critically in solving problems. Therefore it can be concluded that Higher Order Thinking Skill (HOTS) consists

of the ability to think critically, creatively and solve problems. Bloom's taxonomy is categorized into six levels of thinking; knowledge, comprehension, application, analysis, synthesis and evaluation.

e. Characteristic of HOTS Test

Here are the descriptions of the characteristics of HOTS questions:

1. Measuring Higher Order Thinking Skill

The Australian Council for Educational Research (ACER) states that high order thinking is a process: analyzing, reflecting, arguing, applying concepts to different situations, composing, creating. High-order thinking is not the ability to remember, know, or repeat. Thus, the answers to the HOTS questions are not explicitly stated in the stimulus. High-order thinking skills include problem solving skills, critical thinking, creative thinking, reasoning, and making decision. Higher-order thinking is one of an important competency in the modern era, so it must be owned by every learner.

Widana (2017) says that 'difficulty' is not the same as higher order thinking. The level of difficulty in the item is not the same as the high-order thinking ability. For example, to know the meaning of an uncommon word may have a high level of difficulty, but the ability to answer the problem does not include higher order thinking skills. Thus, HOTS questions are not necessarily those that have high level of difficulty.

Balitbang Kemdikbud (2017), a question that measures high-level thinking processes presented various information, usually in the stimulus. Stimulus can be text, images, graphics, tables, etc. which contains information

from real life. Stimulus used should be interesting, that is to encourage students to read. High-order thinking skills can be trained in the classroom learning process. Therefore, to have high-order thinking skills, the learning process also provides space to learners to discover the concept of activity-based knowledge. Activity in learning can encourage learners to build creativity and critical thinking.

2. Contextual based Problem

Widana (2017) says that HOTS questions are real-life situational assessments, where learners are expected to apply classroom learning concepts to solve problems. The contextual problems that our community faced today are related to the environment, health, earth and space, and the use of science and technology in various aspects of life. Those are include how students learn to relate, interpret, apply and integrate science in learning solve to problems in a real context.

As high order thinking skills are operating the cognitive skills which are needed in thinking processes happen in short-term memory, students are expecting relate every clues to the fact. Due to this, first things that teachers need to give to the students are:

- 1) Identify the questions or conclusion that will be made,
- 2) Identify the known facts,
- 3) Identify the relevant knowledge, and
- 4) Create the final prediction. It can be assumed that student centre process will be achieved as they common with these.

However, in Indonesia, the application of HOTS to the learning progress still has some weaknesses. First, teacher-centre is still dominant in learning process. Teacher as the conveyor of knowledge sometimes eliminate the students center practice. Second, the educational focus is memorizing. Third, the classic problem, more student achievement scoring systems are based on tests that are tested for low-level cognitive trends. Fourth, teachers are still lack of HOTS-based question knowledge. So that, high order questions (rich questions) need to be applied in students' test items. Of course, those are including the ability to conclude, hypothesize, analyze, apply, synthesize, evaluate, compare, imagine, and answer the questions. These skills need high logic thinking.

B. Conceptual Framework

This research attempted to develop Test instrument based on HOTS for MA Madani student. Before developing the test the first thing a researcher should do is determining to whom this development will be addressed. The second, after deciding the researcher will start to analyze in order to obtain the data in this research. After obtaining the analyses, the research would start to design and develop the test.

The test instrument based on HOTS, it must fulfill the criteria of the instrument, such as; validity and reliability. Content validity is carried out by expert judgment to assess whether the items are essential, not essential but useful, or not essential for assessing competence. Items can be said to be valid when experts judge the items as essential. validity in the theory that is proven empirically fit (goodness of fit) with the model. Thinking skill of constructing

the valid and reliable English test that fulfilling the requirements is used to measure higher order thinking skills. The instruments that have been developed are then tested and finally used to measure students. The results of the measurement using HOTS will explore the portrait of HOTS in high school students' English test effectively.

The diagram of conceptual framework

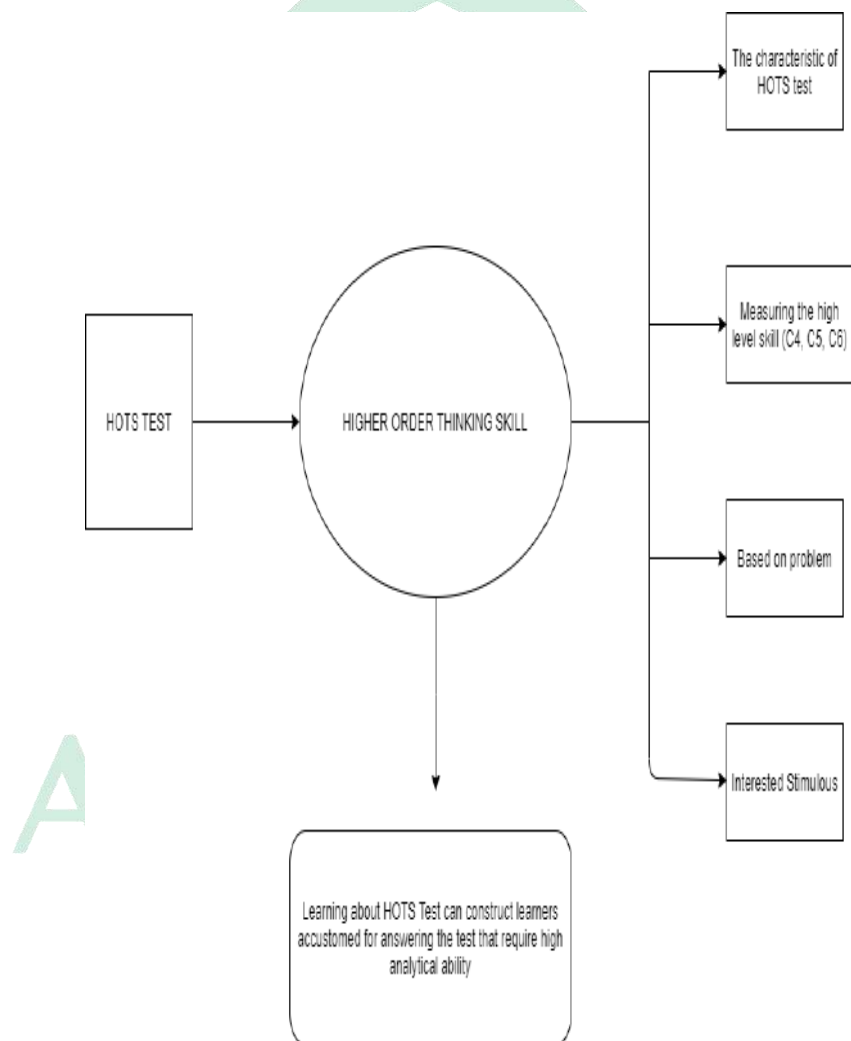


Figure 1: Conceptual Framework

CHAPTER III

METHOD OF THE RESEARCH

This chapter discusses research and development method of this study. It includes research method, research subject, research instrument, data collecting procedure, and data analyzing technique.

A. Research Methodology

The researcher utilized the Research and Development (R&D) research design in this research. Research and development (R&D) is a process used to produce and validate educational products, according to Borg, Gall, and Gall (2003) in their book *Educational Research and Introduction*.

R&D is characterized as a research design that includes examining current theories of educational product creation, designing educational products, validating the products with experts, and field testing the products (Latif, 2012). The R&D cycle refers to the phases of this process, which include evaluating research results, designing a product based on the findings, field testing in the context where it will eventually be utilized, and modifying it to fix any flaws discovered during the field testing stage.

It means that all the developmental process has to be continued by validating the product to know specifically the result of new product and the different between obvious product and new product. Therefore, the researcher used R&D because this method has a systematic process in developing HOTS test items.

B. Research and Development Procedures

The research and development model used is the model Plomp development. This model consists of 5 stages of development, namely: (1)Preliminary investigation, (2)design, (3)Realization/Construction, (4)Test, Evaluation and Revision, and (5) Implementation. The Plomp development model was chosen because this model is more flexible because it each step includes customizable development activities with the characteristics of the research. The Plomp development model shows a more general model in designing education (particularly the learning). There are some phases on this model, as follows:

1. Preliminary Investigation Phase

The initial study phase is used to identify the fundamental issues that must be addressed in order to design learning tools. Curriculum analysis, student analysis, and instructional material analysis are carried out at this stage by gathering and analyzing supporting data in order to organize future actions. The following is a breakdown of the three stages:

a. Curriculum analysis

At this stage, an assessment of the applicable curriculum is carried out, namely the 2013 curriculum.

b. Test analysis

Test analysis is used to choose and determine relevant tests to be taught, as well as to detail and organize them in a methodical manner. The HOTS idea is

used to make the item selection. Following that, in the process of presenting tests, the tests are specified and organized methodically so that they 21 launch one after the other to assist the implementation of learning in accordance with the HOTS idea.

2. Design Phase

The design and systematic of learning devices that will be used in learning are designed during this phase. In addition, the research tools, such as validity, practicality, and efficacy instruments for learning devices, are designed.

3. Realization/Construction Phase

At this stage a prototype is made, namely the main design based on the initial design.

4. Test, Evaluation and Revision Phase

In this phase, the main activities are carried out, namely:

a. Learning device validation activities

The prototype I created throughout the realization phase was compiled by researchers and then validated by two biology lecturers who served as validators. If the validation results show that the prototype still needs to be revised, the researcher moves prototype I to prototype II. Additionally, prototype I, which has been declared practical, can be tested.

b. Test activities for teaching materials

This activity aims to determine the extent of the implementation and implementation of the test. By conducting a trial, it is expected to obtain input, suggestions and improvements to the test that have been prepared.

5. Implementation Phase

At this stage the solution has been obtained after going through the evaluation process. The solution is considered to meet the problem at hand. Therefore, the solution chosen can be implemented to be applied in real situations.

The five stages described above can be presented in a schematic form as follows:

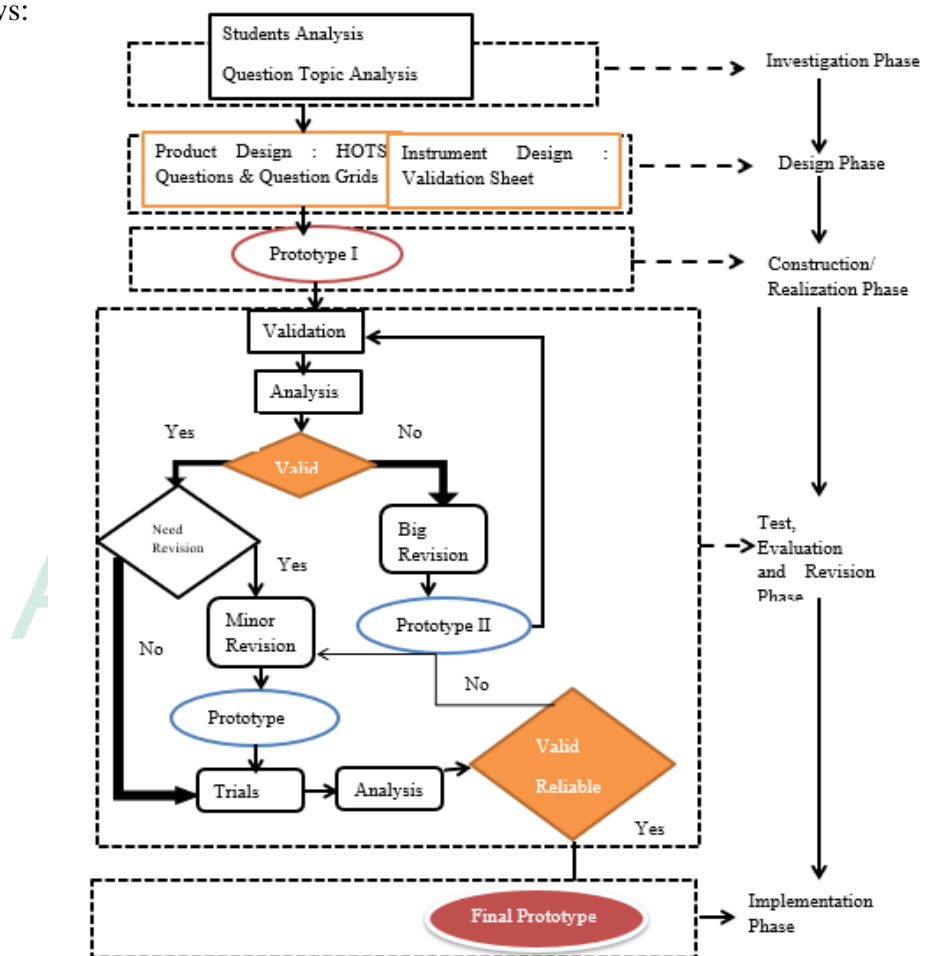


Figure 2 : Plomp Model

C. Research Subject

This research will take place at MA Madani Alauddin Pao-pao. It will involve several research participants. They are selected based on Purposive sampling in order to conduct data collection. Therefore, this research employs multiple data sources by inviting learners and teachers of MA Madani Alauddin Pao-pao and expert. To be more detail, the research subjects are elaborated as follows :

1. Students (Target Group): 20 students will be the subject or the people whom this development is addressed to.
2. Teachers (Audience Group): 2 teachers.
3. Experts: 2 experts be involved in this research due to make sure the appropriateness of the materials.

D. Research Instruments

The results of conducting this study requiring data. The researcher will use some following tools to obtain the data as follows :

1. File

During the research process, the researchers collected qualitative documents. Specifically, the literature in this study is to train teachers to train students' higher-order thinking ability. In the assessment of high-level thinking skills, it is necessary to understand the forms and aspects of thinking, which are mainly used by teachers to diversify students. A document analysis guide is needed to help researchers analyze document data.

2. Interview

This research uses semi-structured interviews. In the process, the researchers prepared and asked questions based on the research questions. The interview aimed to investigate that how if the English teachers use 24 higher-order thinking skills assessments in their test for their students. The interview guide is required to help the researcher conduct the interview.

3. Test

The research process is research and development, the researchers need test questions used by teachers so that they can be developed into types of test questions that fulfill the HOTS standards. The purpose of knowing the types of previous questions also helps researchers to analyze the form of previous test so that they can be developed as much as possible. This also helps researchers to see the media and types of questions used by teachers so that in collecting data, researchers will find it easier to collect.

4. Validation Checklist

Validation checklist was used as a benchmark and given to both of experts in evaluating the product. This validation checklist used to measure the level of validity of each items

E. Data Collection Procedures

Data collection techniques used in this study were made based on research needs, namely validity and reliability tests. For the validity test, it is measured using the validation sheet instrument given to the expert validator, then for the

reliable test, the level of difficulty and distinguishing power can be measured using the HOTS item instrument that has been tested on students.

F. Data Analysis Technique

There are two kinds of data in this research those are qualitative and quantitative data. The qualitative data was obtained from the result of interview and the quantitative data was gained from the result of the review and evaluation or validation checklist. The process of analyzing these data can be seen as follows:

1. Qualitative Analysis

There are three steps to analyze qualitative data based on Mills and Gay (2016). It can be seen as follows:

a. Reading

From data collection and interviews as well as some field notes obtained from experts, the researcher must read the data. It aims to understand and comprehend all the information in order to obtain an initial understanding of the data. It could also be if there is data to be reduced because the researcher will consider what data or information is needed.

b. Describing

In this section the researcher describes the data or information obtained from the results of the analysis, interviews and field notes. In this case it is important for the researcher to make sure whether he has understood well after the reading stage because the data will be described in depth.

c. Classifying

At this stage it is called classification, while classification is the process of breaking down data into smaller units by dividing data themes. This is done to provide an understanding for researchers on any data that has been obtained.

2. Quantitative Analysis

The data analysis technique used in this research is expert validity analysis, item validity analysis, and reliability analysis. The technique is described as follows:

a. Expert of Validity Analysis

The validity of the research products was assessed by several validators who were experts in the preparation of questions and materials. The activities carried out in the validity data analysis process are as follows:

1. *Recapitulating the results of the expert's assessment into a table which includes: aspects ($\bar{A_i}$) and total value ($\bar{V_{ij}}$) for each validator.*
2. *Determine the average value of the validation results from all validators for each criterion with the formula*

$$\bar{K_i} = \frac{\sum_{j=1}^n \bar{V_{ij}}}{n}$$

Explanation:

$\bar{K_i}$: Average of the i criteria

$\bar{V_{ij}}$: The value of the assessment results against i criterion
by the j validator

n : Number of validators.

3. Determine the average value of each with the formula:

$$\bar{A_i} = \frac{\sum_{j=1}^n \bar{K_{ij}}}{n}$$

Explanation:

$\bar{A_i}$: Average value for I aspect

$\bar{K_{ij}}$:Average of i criteria j

n: Number of validators

4. Find the total ($\bar{V_a}$) with the formula:

$$\bar{V_a} = \frac{\sum_{i=1}^n \bar{A_i}}{n}$$

Explanation:

$\bar{V_a}$: Number of average

$\bar{A_i}$: Average of i aspect

n: Number of aspect

5. Determine the category of validity on each criteria ($\bar{K_{ij}}$) or the aspect average ($\bar{A_i}$) or the total average ($\bar{V_a}$) with validity category that has been determined
6. The validity category on each criteria or aspect or all aspect that has been decided.

The Criteria of Validity

$3,5 \leq VR \leq 4$	<u>Sangat valid</u>
$2,5 \leq VR \leq 3,5$	Valid
$1,5 \leq VR \leq 2,5$	<u>Kurang valid</u>
$0 \leq VR \leq 1,5$	<u>Tidak Valid</u>

Table 1 : Criteria Scale Validity

Explanation: VR = The value of validation average of all validator

b. Empirical Validity

Validity is a measure that shows the level of validity of an instrument. The Questions can be said to be valid if they are able to measure what they want to be measured. To calculate the empirical validity of the questions, the Product Moment formula is used:

$$r_{xy} = \frac{N \sum xy - (\sum x)(\sum y)}{\sqrt{\{N \sum x^2 - (\sum x)^2\} \{N \sum y^2 - (\sum y)^2\}}}$$

Explanation:

r_{xy} : Item correlation coefficient

N: The number of test takers

X: Total item score

Y: Total score.

If $r_{hitung} > r_{tabel}$ so the item is valid.

3. Reliability Analysis

Reliable analysis test data were obtained through question instruments that had been validated and had been tested on students, to measure the reliability of the test in the form of description questions, the Alpha Cronbach formula was used, as follow:

$$r_{11} = \left(\frac{k}{k-1} \right) \left(1 - \frac{\sum \sigma_b^2}{\sigma_t^2} \right)$$

Explanation:

r_{11} : Alpha reliability coefficient

k : Number of test item

$\Sigma \sigma^2$: Number of item variant

σ^2 : Total variant

The Criteria of Reliable

$0,80 < r_{xy} \leq 1,00$	Sangat tinggi
$0,60 < r_{xy} \leq 0,80$	Tinggi
$0,40 < r_{xy} \leq 0,60$	Sedang
$0,20 < r_{xy} \leq 0,40$	Rendah
$0,00 < r_{xy} \leq 0,20$	Sangat rendah

Table 2 : Criteria Scale Reliable

CHAPTER IV

FINDINGS AND DISCUSSION

A. The Existing of Test Instrument

1. Document Analysis

a. Syllabus

Language learning cannot be separated from learning requirements such as how to plan, how to design, and how to obtain learning resources. All of the above are closely related to the syllabus. The syllabus contains an outline or details of how teachers and students should act in the classroom. The syllabus specify competency standards (SK) and basic competencies (KD).

The syllabus is a design learning that contains plans for teaching materials for certain subjects in certain levels and classes, as a result of selection, grouping, sequencing, presentation of curriculum material under consideration based on local characteristics and needs. (Majid (2014: 38). According to Nunan (2001), syllabus is a specification of what is to be taught in a language program and the order in which it is to be taught.

Rodgers (1989, 26) in Richards (2001) commented that syllabus, which prescribe the content to be covered by a given course, form only a small part of the total school program. Breen and Candlin (2001) assert that a syllabus works based on the curriculum, but its scope is relatively narrower which allows the teacher and students to directly interact with each other during the teaching and learning processes. Indeed, syllabus design plays a crucial role because it should contain the students need and expectations.

Here's the syllabus:

SILABUS PEMBELAJARAN

Madrasah : MA Madani Alauddin

Kelas/ semester : X / Genap

Mata Pelajaran : Bahasa & Sastra Inggris Lintas Minat

Kompetensi :

Kompetensi Sikap Spiritual dan Sikap Sosial dicapai melalui pembelajaran tidak langsung (*indirect teaching*) pada pembelajaran Kompetensi Pengetahuan dan Kompetensi Keterampilan melalui keteladanan, pembiasaan, dan budaya sekolah dengan memperhatikan karakteristik mata pelajaran serta kebutuhan dan kondisi peserta didik.

Penumbuhan dan pengembangan Kompetensi Sikap dilakukan sepanjang proses pembelajaran berlangsung dan dapat digunakan sebagai pertimbangan guru dalam mengembangkan karakter peserta didik lebih lanjut.

No	Kompetensi Dasar	Materi Pokok	Kegiatan Pembelajaran	Alokasi Waktu	Penilaian	Sumber Belajar
3	<p>3.8 Membedakan fungsi sosial, struktur teks, dan unsur kebahasaan beberapa teks <i>report</i> lisan dan tulis dengan memberi dan meminta informasi terkait teknologi yang tercakup dalam mata pelajaran lain di Kelas X sesuai dengan konteks penggunaannya</p> <p>4.8.1 Menangkap makna secara kontekstual terkait fungsi sosial, struktur teks, dan unsur kebahasaan teks <i>report</i> lisan dan tulis, terkait teknologi yang tercakup dalam mata pelajaran lain di Kelas X</p> <p>4.8.2 Menyusun teks <i>report</i> lisan dan tulis, terkait teknologi yang tercakup dalam mata pelajaran lain di Kelas X, dengan memperhatikan fungsi sosial, struktur teks, dan unsur kebahasaan, secara benar dan sesuai konteks</p>	<p>• <i>Fungsi sosial</i> Memperoleh gambaran umum tentang hal yang terkait teknologi secara objektif dan ilmiah.</p> <p>• <i>Struktur teks</i> Struktur teks mencakup - Menyebutkan jenis atau definisi obyek yang dipaparkan. - Deskripsi obyek termasuk nama, bagian-bagian, sifat dan perilaku yang umum ditemukan/dilihat.</p> <p>• <i>Unsur kebahasaan</i> - Kosakata tentang teknologi yang diamati: banyak peristilahan ilmiah - Kata kerja keadaan: <i>be, have, look, need, breed, dll.</i> dalam <i>Simple Present Tense</i>, atau <i>Simple Past Tense</i> jika sudah punah atau tidak ada lagi - Ucapan, tekanan kata, intonasi, ejaan dan tanda baca - Tulisan tangan</p> <p>• <i>Topik</i> Teknologi terkait dengan mata pelajaran lain di Kelas X, yang dapat memunculkan perilaku yang termuat dalam KI</p>	<ul style="list-style-type: none"> Menyimak guru membacakan beberapa teks <i>report</i> tentang teknologi yang tercakup dalam mata pelajaran lain di Kelas X. Menirukan guru membaca teks tersebut secara bermakna, dengan intonasi, ucapan, dan tekanan kata yang benar. Bertanya dan mempertanyakan tentang fungsi sosial, struktur teks dan unsur kebahasaan yang digunakan dalam teks tersebut. Membaca dan mendiskusikan contoh tabel analisis isi teks yang sedang dipelajari. Membahas cara mempresentasikan hasil analisis tersebut. Mempresentasikan hasil analisis secara lisan dalam kelompok masing-masing. Membaca dan menganalisis fungsi sosial, struktur teks, dan unsur kebahasaan beberapa teks <i>report</i> dari sumber lain. Mempresentasikan hasil analisis secara lisan di depan kelompok lain. Menuliskan <i>report</i> tentang teknologi yang tercakup dalam mata pelajaran lain di Kelas X secara kontekstual. Melaporkan secara lisan, mengenai teks <i>report</i> tentang teknologi yang tercakup dalam mata pelajaran lain di Kelas X. Melakukan refleksi tentang proses dan hasil belajarnya. 	12 JP	<ul style="list-style-type: none"> Observasi Tertulis Lisan Unjuk kerja/proyek berupa video 	

The syllabus used is following the provisions of the 2013 curriculum because it consists of several components that must exist in the development of the syllabus, including competency standards, basic competencies, learning materials, indicators, assessment, time allocation, and learning resources developed by each educational unit.

The syllabus has been arranged in a simple format and presentation so that it is easy for teachers to understand and apply. The simplification of the format aims to make the presentation more efficient, the pages are not too many, but the scope and substance are not reduced, as well as the syllabus is useful for developing an assessment system.

b. Lesson Plan (RPP)

Teaching and learning process activities must use a plan implementation of learning (RPP) so that the teaching and learning process meets teaching requirements, including an English teacher for class X at MAN Madani Pao-Pao. RPP is described from the syllabus to direct student learning activities to achieve KD.

In principle, RPP is a very substantial element and must be made by every teacher so that learning activities run systematically and achieve learning objectives optimally. No RPP, usually learning becomes undirected and controlled. Therefore, teacher must be able to compile a complete lesson plan based on the syllabus arranged. so that learning takes place interactively, inspiring, fun, challenging, motivating students to participate actively, and

providing sufficient space for the initiative, creativity, and independence according to the talents, interests, and physical and psychological development of students.

RPP is prepared for each KD which can be carried out in one or more meetings. The teacher designs lesson plans for each meeting that is adjusted to the schedule in the educational setting Referring to the Regulation of the Minister of Education and Culture Number 81A of 2013 concerning the Implementation of the 2013 Curriculum, RPP is a lesson plan that is prepared in detail from certain subjects or themes that refers to the syllabus.

RENCANA PROGRAM PEMBELAJARAN (RPP)

Nama Madrasah : MA Madani Alauddin

Mata Pelajaran : Bahasa Inggris Lintas Minat

Kelas / semester : X / genap

Materi Pokok : Penemuan dalam bidang teknologi (unsure kebahasaan
simple present)

Tahun Pelajaran : 2020/2021

Alokasi Waktu : 12 x JP @25 menit (4 x pertemuan)

1. TUJUAN PEMBELAJARAN

Setelah mengikuti pembelajaran siswa terampil menerapkan fungsi sosial, struktur teks, dan unsur kebahasaan teks interaksi transaksional lisan dan tulis yang melibatkan tindakan memberi dan meminta informasi terkait penemuan-penemuan terbaru dalam bidang teknologi

2. KEGIATAN PEMBELAJARAN

a. Kegiatan Pendahuluan

- Guru menyapa peserta didik dengan menuliskan salam di beranda WA atau E-Learning dan siswa menjawab
- Berdoa bersama
- Guru mempersilahkan siswa mengisi daftar hadir melalui link yang dibagikan di beranda WA atau E-learning
- Guru memberikan motivasi kepada peserta didik terkait formulir dan isian
- Guru mengirimkan Link materi pembelajaran berupa video dan dokumen tentang materi melalui beranda WA atau E-Learning.

b. Kegiatan Inti

Kegiatan Literasi	Siswa diberi motivasi dan panduan mengamati materi berupa video pembelajaran tentang penemuan dalam bidang teknologi
Critical Thinking	Siswa diberi kesempatan menyebutkan inventor

	dan temuannya/
Collaboration	Guru memberi siswa waktu untuk bertanya tentang penemuan terbaru dalam teknologi dan meminta siswa lain untuk menjawab bagi yang mampu
Communication	Siswa menyebutkan contoh -contoh penemuan dalam bidang teknologi serta manfaatnya
Creativity	Siswa bersama-sama dengan guru membuat kesimpulan tentang pelajaran serta menanyakan kembali hal-hal yang belum dipahami

c. Kegiatan Penutup

- Guru beserta siswa membuat kesimpulan pelajaran yang telah dilakukan
- Guru memberi penguatan terhadap materi yang sudah dipelajari dengan memberi penugasan dan menyampaikan pembelajaran selanjutnya serta diakhiri salam penutup

3. PENILAIAN (ASSESMENT)

- Penilaian Pengetahuan : berupa tes tertulis, pilihan ganda & tertulis uraian, tes lisan/ observasi terhadap diskusi tanya jawab dan percakapan serta penugasan

- Penilaian Keterampilan : berupa penilaian unjuk kerja, penilaian proyek, penilaian produk dan penilaian portopolio
- Penilaian Sikap : penilaian diri, penilaian antar teman dan jurnal sikap melalui google form.

Mengetahui,

Gowa, 4 Januari 2021

Kepala MA Madani Alauddin

Guru Mata Pelajaran

Zainal Alim, S.Si, S.Pd, M.Pkim

Mushlihah Akib

NIP.-

NIP. -

Referring to Permendikbud No. 81A of 2013 concerning the Implementation of the 2013 Curriculum, that the lesson plan is a lesson plan developed in detail from a particular subject or theme that refers to the syllabus. The lesson plans include: (1) school data, subjects, and classes/semesters; (2) subject matter; (3) time allocation; (4) learning objectives, KD, and indicators of competency achievement; (5) Learning materials; learning methods; (6) learning media, tools, and resources; (7) the steps of learning activities; (8) assessment. These eight components are the scope of the 2013 Curriculum RPP.

In accordance with the available RPP, it can be concluded that this RPP is not included in the 2013 curriculum RPP category.

c. Material

Textbooks are mandatory reference books used in schools that contain learning materials to achieve basic competencies and core competencies. in order to meet the competency standards set. The competencies referred to are related to increasing faith, piety, noble character and personality, mastery of science and technology, increasing sensitivity and aesthetic abilities, increasing kinesthetic abilities, and health which are compiled based on national education standards.

According to Sitepu (2012:20-21) the main function of books is as a medium of information which was initially in handwritten form, then printed. the presence of books both in print and electronic form has a major influence in the teaching and learning process. textbooks serve as manuals for students in learning and for teachers in teaching students for fields of study or subjects. as a tool for educators to implement curriculum learning, as one of the determinants of teaching methods or techniques that will be used by educators, as well as a means for career and position improvement.

Here's the Material the teacher and students use:




Figure 3 : Cover Book

The National Education Standards Agency (BNSP), has determined that a quality book is a book that meets four aspects of eligibility, namely the feasibility of material, linguistic, presentation, and graphic aspects. Of the four eligibility criteria, the indicators that are also the criteria for a quality textbook are as follows:

1. The content/materials are correct, accurate, the concepts and data are up-to-date, and support the achievement of national education goals
2. The content uses theoretically and empirically correct data
3. The content encourages independence and innovation,
4. The content motivates self-development,
5. The contents are able to maintain the unity and integrity of the nation by accommodating diversity, mutual cooperation, and respecting various differences,

6. The language is precise, straightforward and clear and in accordance with the age of the students
7. The language illustrations in the form of text and images according to the age of the students,
8. The language is communicative and informative, educative, polite, ethical, and aesthetically appropriate to the level of age development,
9. The title of the book and the title of the parts are in harmony, interesting, and able to attract interest to read and not be provocative,
10. The presentation of the material is interesting so that the meaning is easy to understand,
11. The illustration of the material, both in the form of text and images, is interesting according to the age of the students,
12. The use of illustrations to clarify the material does not contain deviant things, such as elements of pornography, extremism, radicalism, violence, SARA, and gender bias,
13. The presentation can stimulate critical, creative, and innovative thinking,
14. The presentation is contextual, which is relevant to everyday life and encourages readers to experience and find positive things for themselves that can be applied in everyday life.
15. The presentation is interesting so as to please the reader and foster a deep sense of curiosity,
16. The size of the book according to the age of the students,
17. The appearance is appropriate,

18. The coloring is in harmony,
19. The type and size of the letters are in accordance with the age of the students,
20. The illustrations used can clarify the message to be conveyed. The teaching material used by the teacher is a book published by Erlangga which is already based on the 2013 curriculum, as can be seen from the cover of the book.

So there is no doubt about the validity of the teaching materials they use. Starting from the appearance, content, illustrations, colors also vary in accordance with the quality of quality books according to the National Education Standards Agency (BNSP). However, in making the questions, the researcher focused on the material section "Technology Invention".

2. Interview Analysis

In this stage, the interview technique is carried out by determining the representative sources first in accordance with the research questions. In this study, the respondents were English teachers, namely Mrs. Muslihah. The interview was conducted at his home, which is addressed to Paccionangan on May 22, 2021.

The technique used is an in-depth interview technique. In-depth interviews in general are the process of obtaining information for research purposes by means of question and answer while face to face between the interviewer and the informant or the person being interviewed, with or without using an interview guide, the interviewer, and the informant are involved in a relatively long social life. Thus, the peculiarity of the in-depth interview is its involvement in the life of the informant.

An in-depth interview is a process of digging in-depth, open, and free information with problems and research focus and is directed at the research center. In this case the in-depth interview method is carried out with a list of questions that have been prepared in advance. (Moleong, 2005 : 186). According to (Manzilati, 2017) in-depth interview interactions/talks that occur between one interviewer and one person informant.

In order for the interview to take place properly so that the desired data is obtained, the interviewer or researcher must create an intimate atmosphere so that there is no distance between the interviewer and the interviewee. The advantages of collecting data by means of interviews are that the data needed is directly obtained so that it is more accurate and can be accounted.

Researchers interviewed respondents to obtain information. From the results of the interview, it can be seen when the researcher asked questions about whether in making questions the teacher used multiple choice or essay types. She said:

“Keduanya. Karena yang pertama itu, Essay gampang untuk mengukur toh kemampuan siswa ee. Kalau pilihan ganda itu yang ditentukan sekolah”

This means that the teachers here have fulfilled one of the criteria for the HOTS questions, namely using various questions in making items, multiple choice and essays. It's related to Heri Retnawati (2017), she states that We certainly cannot measure these indicators using only one form of test. For example, for indicators of creating, it would be more suitable if we use the form of

a description test, but for indicators of analyzing and evaluating, we can use the form of descriptive and objective tests. Thus, by considering the strengths and weaknesses of each form of test, as well as paying attention to the characteristics of each HOTS indicator, accommodating both forms of the test is the right decision.

In this case, in making HOTS questions, if you only use one type of question, it cannot measure the overall ability of students, which is why it is highly recommended to use various types of questions.

Next, regarding the question whether in making questions using introductory texts, visuals and scenarios? She replied:

“Teks pengantar ada, visual Oh iya ada.. ada.. banyak karna kayak menjodohkan gambar dengan apa keterangan gambar. Apa keterangannya itu gambar, Describe something. Dan scenario juga ada”

From his answer, it can be seen that the teacher has also met one of the criteria in making HOTS questions, namely attaching several pictures, introductory readings and scenarios in making questions. As stated by Brookhart (2010:17):

The general principle in measuring HOTS consists of six aspects, namely:

- a. the purpose of the assessment must be clearly and precisely determined;
- b. assignments or test items that are designed to require students to use knowledge and skills;

- c. determine what will be taken as evidence of the extent to which students have demonstrated their knowledge and skills;
- d. facilitating students to think, usually using introductory texts, visuals, scenarios, or some kind of problem;
- e. using new materials for students; and
- f. distinguish the level of difficulty (easy or difficult) and level of thinking (LOTS or HOTS), and control for each separately.

Based on the theory put forward by Bookhart, it can be seen that there are six aspects in the general principles for measuring HOTS questions, one of which is; facilitate students to think, usually using introductory texts, visuals, scenarios, or some kind of problem.

For further questions regarding the purpose of implementing these questions, she answered:

“yang pasti mengukur apakah dia paham selama ini apa yang dipelajari atau tidak.”

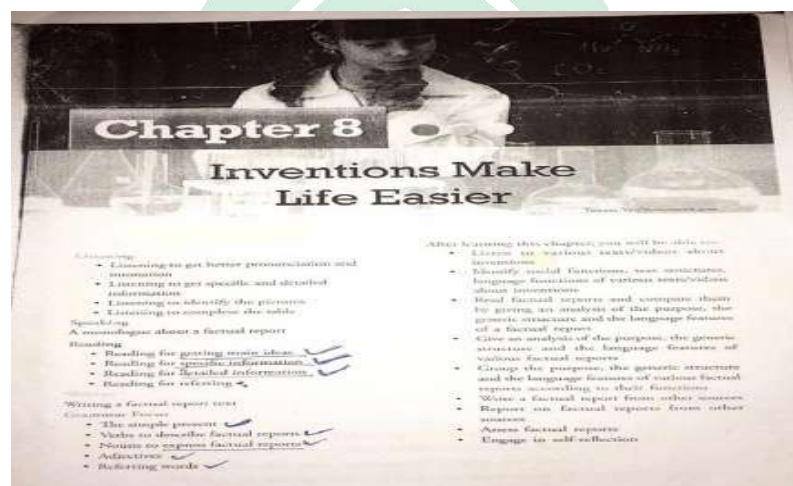
Based on her answer, the purpose of making the questions is only to measure the understanding of each student, whether so far the students understand what she previously taught through this test.

For the rest of the results of the interview above, it is generally seen that the number of questions she makes for the final exam per semester is 35 numbers where each chapter represents 10 numbers but depending on the number of chapters, she as much as possible to divide the number of numbers equally for

each chapter. In addition, for giving the questions, she made her own questions but not far from the textbook, some pictures were taken from the textbook.

3. Teacher's Test Items Analysis

The following are the test given by the teacher to students through the google form along with analysis from researchers which will then be developed by researchers.



TECHNOLOGY INVENTION MATERIAL UNIVERSITAS ISLAM NEGERI

3 points

☐ invention that take us from the place to place

☐ invention that help our health

☐ invention that help us in communicate with each other

☐ invention that entertain us

☐ invention that make life difficult

The questions above can be classified into questions based on the HOTS (Higher Order Thinking Skill) concept because the questions above applies and analyze the most appropriate images for the answers to the questions listed, but on the choices. There are some annoying answers so students should be more careful. Carefully check each option listed in the question. These are the characteristics of the HOTS concept, namely C4.

<p>invention that help us in communicate with each other 3 points</p> <p><input type="radio"/> air plane</p> <p><input type="radio"/> eyeglasses</p> <p><input type="radio"/> telephone</p> <p><input type="radio"/> washing machine</p> <p><input type="radio"/> Sawing machine</p>	<p>invention that take us from the place to plac 3 points</p> <p><input type="radio"/> air plane</p> <p><input type="radio"/> eyeglasses</p> <p><input type="radio"/> telephone</p> <p><input type="radio"/> TV</p> <p><input type="radio"/> Sawing machine</p>
<p>invention that entertain us 3 points</p> <p><input type="radio"/> air plane</p> <p><input type="radio"/> eyeglasses</p> <p><input type="radio"/> TV</p> <p><input type="radio"/> washing machine</p> <p><input type="radio"/> Sawing machine</p>	<p>invention that help our health 3 points</p> <p><input type="radio"/> air plane</p> <p><input type="radio"/> eyeglasses</p> <p><input type="radio"/> telephone</p> <p><input type="radio"/> washing machine</p> <p><input type="radio"/> Sawing machin</p>

The questions above can be classified into questions based on the concept of MOTS (Middle Order Thinking Skill) because the questions above only direct students to understand the concept of the question such as estimating, distinguishing, or concluding without the need to analyze. In the choice there are several disturbing answers so students must understand the question in order to

choose the most appropriate answer. These are the characteristics of the MOST concept, namely C2.

<p>Simple present with singular subject 3 points</p> <ul style="list-style-type: none"><input type="radio"/> A car run<input type="radio"/> A truck move<input type="radio"/> A car don't run<input type="radio"/> A car don't move<input type="radio"/> A car runs	<p>Penggunaan article "a" yang tepat 3 points</p> <ul style="list-style-type: none"><input type="radio"/> A apple<input type="radio"/> A university<input type="radio"/> A hour<input type="radio"/> A umbrella<input type="radio"/> A Indian river
<p>Simple present with plural subject 3 points</p> <ul style="list-style-type: none"><input type="radio"/> cars run<input type="radio"/> trucks moves<input type="radio"/> cars doesn't run<input type="radio"/> cars doesn't move<input type="radio"/> cars runs	<p>Penggunaan article "an" yang tepat 3 points</p> <ul style="list-style-type: none"><input type="radio"/> An book<input type="radio"/> An manggo<input type="radio"/> An student<input type="radio"/> An amizing life<input type="radio"/> An glasses

The questions above can be classified into questions based on LOTS (Low Order Thinking Skill) because the questions above only ask students to recall the material that has been studied in the textbook, so that students can choose the right answer. These are the characteristics of the LOST concept, namely C1.

Form of to have 3 points

- ☐ it has
- ☐ we has
- ☐ Budi have
- ☐ Ina Have
- ☐ They has

The questions above can be classified into questions based on LOTS (Low Order Thinking Skill) because the questions above only ask students to recall the material that has been studied in the textbook, so that students can choose the right answer. These are the characteristics of the LOST concept, namely C1.

B. Development of Higher Order Thinking Skills (HOTS)

In constructing the test item is made with Plump development model. This model consists of 5 stages of development, namely: (1) Preliminary investigation, (2) Design, (3) Realization/Construction, (4) Test, Evaluation and Revision (Test, Evaluation and Revision), and (5) Implementation (Implementation). The focus of developing HOTS questions in this study includes a grid of questions, questions and scoring guidelines (rubrics). The development of items refers to the quality requirements of valid, reliable. The results obtained from each stage of developing higher order thinking skills items are described as follows:

1. Preliminary Investigation Phase

The main activity at this stage is analysis the need for the development of new learning media and analysis the feasibility and requirements of developing of HOTS test items. Therefore, the researchers conducted preliminary observations based on document analysis and interviews analysis with the 10th grade English teacher of MA Madani Alauddin Pao-Pao.

a. Syllabus

The available syllabus is not suitable based on 2013 curriculum criteria. Because it already not consists of several components that must exist in the

development of the syllabus, including: competency standards, basic competencies, learning materials, indicators, assessments, time allocation, and learning resources developed by each educational unit.

Besides that, the visible syllabus has been compiled in a simple format and presentation, so that it is easy for teachers to understand and implement. The simplification of the format aims to make the presentation more efficient, not too many pages, but the scope and substance are not reduced.

b. Lesson Plan

In accordance with the available RPP, it can be concluded that this RPP is not included in the 2013 curriculum RPP category because Referring to Permendikbud No. 81A of 2013 concerning the Implementation of the 2013 Curriculum, that the lesson plan is a lesson plan developed in detail from a particular subject or theme that refers to the syllabus. The lesson plans include: (1) school data, subjects, and classes/semesters; (2) subject matter; (3) time allocation; (4) learning objectives, KD, and indicators of competency achievement; (5) Learning materials; learning methods; (6) learning media, tools, and resources; (7) the steps of learning activities; (8) assessment. These eight components are the scope of the 2013 Curriculum RPP. While, this lesson plan is not consist with learning media, tools and resources.

c. Material

The teaching material used by the teacher is a book published by Erlangga which is already based on the 2013 curriculum, as can be seen from the cover of the book. So there is no doubt about the validity of the teaching materials they

use. Starting from the appearance, content, illustrations, colors are also very in accordance with the quality of quality books according to the National Education Standards Agency (BNSP). However, in making the questions, the researcher focused on the material section "Technology Invention".

d. Interview

An in-depth interview was conducted with one of the English teachers, Mrs. Muslihah, and the results of the interview were obtained, including that the teacher here has fulfilled one of the criteria for the HOTS questions, namely using various questions in making items, multiple choice and essays. And it is also seen that the teacher has also met one of the criteria in making HOTS questions, namely attaching several pictures, introductory readings and scenarios in making questions. For the rest of the results of the interview above, it is generally seen that the number of questions he makes for the final exam per semester is 35 numbers where each chapter represents 10 numbers but depending on the number of chapters, he as much as possible to divide the number of numbers equally for each chapter.

In addition, for giving the questions, he made his own questions but not far from the textbook, some pictures were taken from the textbook. So, based on the results of the interview, it can be said that the teacher's level of understanding in the process of making questions can be categorized as approaching HOTS, which means that it is not fully HOTS. The interview aims to determine whether the provision of HOTS questions has been given to students to find out how students' higher-order thinking skills are.

e. Test Items

There are 10 test items that have been analyzed, The following are the test given by the teacher to students through the Google form.

The first questions above can be classified into questions based on the HOTS (Higher Order Thinking Skill) concept because the questions above applies and analyze the most appropriate images for the answers to the questions listed, but on the choices. there are some annoying answers so students should be more careful. Carefully check each option listed in the question. These are the characteristics of the HOTS concept, namely C4.

The second, third, fourth and fifth questions above can be classified into questions based on the concept of MOTS (Middle Order Thinking Skill) because the questions above only direct students to understand the concept of the question such as estimating, distinguishing, or concluding without the need to analyze. In the choice there are several disturbing answers so students must understand the question in order to choose the most appropriate answer. These are the characteristics of the MOST concept, namely C2.

The sixth, seventh, eighth, ninth, and tenth questions above can be classified into questions based on LOTS (Low Order Thinking Skill) because the questions above only ask students to recall the material that has been studied in the textbook, so that students can choose the right answer. These are the characteristics of the LOST concept, namely C1.

2.Design Phase

a. Collecting

The main purpose of this study is to develop items that were not previously HOTS into HOTS. To get to this point, there are several documents that must be prepared, including the syllabus, lesson plans, teaching materials and questions that have been made by the teacher. These documents have been analyzed by the researcher as consideration for developing the test into HOTS test.

b. Organizing

After the required documents have been collected, the next stage is the organizing stage. Organizing in this case is the arrangement of all the documents that have been collected, organizing each function of the document in the manufacture of product questions.

From the data collection obtained, several results of the analysis of these documents were obtained. In this case, the syllabus is used as a reference at the stage of making the question grid, where this grid is also needed to be a reference for teachers in writing questions so that it will make it easier to make tests.

Another thing that becomes a reference besides the syllabus is at the time of making questions, namely the teaching materials that will be given to students. This teaching material consists of 10 chapters, the questions that the researchers developed focused on chapter 8 "Technology Invention". For other chapters, they would be developed by other members of my team.

In this chapter 8, the focus is on reading skills, which discusses report text, especially on technology. In this material, some of the past and present technological inventions are provided. Not only that but there are also some quizzes and vocabulary about the technology itself. Based on these materials, in developing the content of the questions, it is required to be in sync with what students have learned about this material.

As we know, in the implementation of learning, careful planning is needed so that the implementation process in the classroom can run well, in line with that what needs to be prepared in this case is the lesson plan. The lesson plans are made by taking into account the available syllabus.

Next, the teacher's test items. This is the main criterion for conducting this research. After analyzing the questions that the teacher has created and distributed to their students, specifically in chapter 8 "Technology Invention", there are 10 questions, but only one is in the HOTS category. Some of them only reach the MOTS level and some are even at the LOTS level.

c. Creating

After all the documents have been organized, the next step is creating. At this stage, files that support the creation of a question product that did not exist previously were created. For example, test grid, cover questions, guidelines for assessing items and expert validation instruments.

1. Test Grid

The test grid comprises fundamental competencies (KD), "Technology Invention" material, question indications, and two types of questions, namely

multiple-choice questions with ten questions and essay questions with five questions. There is a stimulus for each indicator question, followed by the cognitive domains C4 (analyze), C5 (evaluate), and C6 (create), as well as question numbers and answer keys for each questioned model.



KISI-KISI UJIAN BAHASA INGGRIS SEMESTER GASAL KELAS X TAHUN

PELAJARAN 2021/ 2022

Jenis sekolah	: MA Madani Alaudin Pao-Pao	Jumlah soal	: 15
Mata pelajaran	: Bahasa Inggris	Bentuk soal tes	: Pilihan Ganda (PG) dan Essay
Kurikulum	: 2013 (K13)	Penyusun	: Makrifatul Ni'mah
Kelas	: X (Sepuluh)	Alokasi waktu	: 90 menit

No	Standar Kompetensi	Kompetensi Dasar	Indikator Soal	Materi Pokok	Nomor Soal
1	Memahami makna teks tulis fungsional pendek dan esai sederhana berbentuk report text dalam konteks kehidupan sehari-hari	1.1 . Membedakan fungsi sosial, struktur teks, dan unsur kebahasaan beberapa teks <i>report</i> lisan dan tulis dengan memberi dan meminta informasi terkait teknologi yang tercapak dalam mata pelajaran lain di Kelas X sesuai dengan konteks penggunaannya.	<ul style="list-style-type: none"> Dapat menganalisis fungsi sosial serta tujuan dari report text yang disediakan Dapat mengetahui ide pokok yang didapatkan setelah membaca teks report yang tersedia Dapat mengidentifikasi struktur teks dalam teks report terkait teknologi Dapat menggunakan simple present yang tepat dalam membuat teks report mengenai teknologi Dapat menggunakan verb to describe factual report Dapat mengumpulkan informasi yang didapatkan pada teks report 	<p>Report text mengenai gambaran umum tentang hal yang terkait teknologi secara objektif dan ilmiah</p> <p>Teks report berisi informasi yang detail mengenai teknologi.</p> <p>Teks report terkait teknologi dengan struktur yang lengkap</p> <p>Penggunaan simple present pada teks report mengenai teknologi</p> <p>Penggunaan verb pada teks report mengenai teknologi</p> <p>Informasi tentang teks report</p>	<p>1, 2 (PG)</p> <p>10 (PG)</p> <p>3 (ESSAY)</p> <p>2, 4 (ESSAY)</p> <p>6 (PG)</p> <p>3, 4, 5, 7, 8, 9 (PG) 1, 5 (ESSAY)</p>

Figure 4 : Test Grid

2. Cover

The front cover includes the cover title, namely "*Bank Soal HOTS Bahasa Inggris*" using the Arial Narrow font which is white with black edges with the UINAM logo in the upper right corner, there is R&D team writing in the upper left corner. The cover is green and has a picture of a building in brown and white, and the bottom corner contains the names of the authors.

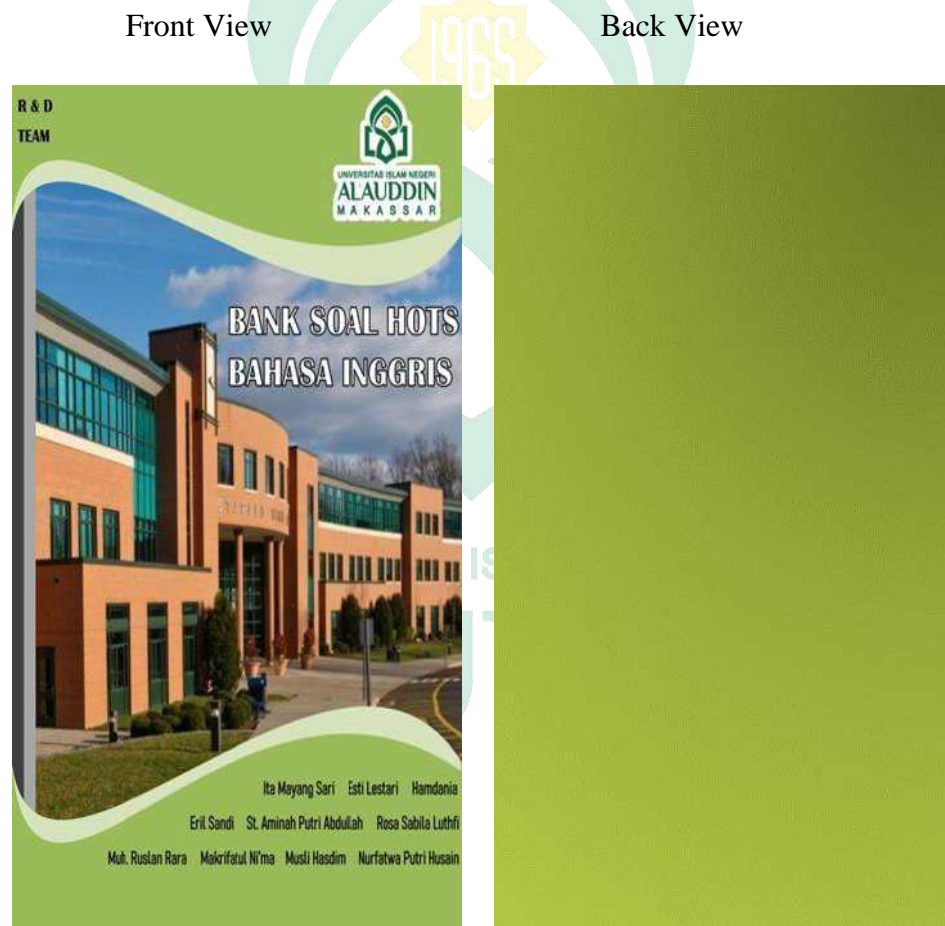


Figure 5 : Cover of Test Instrument

3. Skoring

The items equipped with answer keys, then scoring guidelines (rubrics) where in multiple choice questions and essay questions.

For multiple choice:

- a. If your response is accurate, you receive one point;
- b. If it is incorrect, you receive zero points;
- c. If you do not respond, you receive zero points.

For essays:

- a. The top score gets 3 points,
- b. The middle score gets 2 points,
- c. The lowest score gets 1 point,
- d. If you don't answer the question, you receive 0 points.

4. Instrument of Expert Validation

VALIDATION CHECKLIST

Mata Pelajaran : Bahasa Inggris

Kelas/Semester : X/Ganjil dan Genap

Nama Validator : -

Jabatan : -

A. Petunjuk

1. Peneliti mohon, kiranya Bapak/Ibu memberikan penilaian ditinjau dari beberapa aspek, penilaian umum dan saran-saran untuk merevisi soal yang peneliti susun.
2. Untuk penilaian ditinjau dari beberapa aspek, dimohon Bapak/Ibu memberikan tanda checklist (√) pada kolom nilai yang sesuai dengan penilaian Bapak/Ibu
3. Untuk revisi-revisi, Bapak/Ibu dapat langsung menuliskannya pada naskah yang perlu direvisi, atau menuliskannya pada kolom saran yang peneliti sediakan

B. Skala Penilaian

1 = Tidak valid

3 = Valid

2 = Kurang valid

4 = Sangat valid

C. Penilaian Ditinjau dari Beberapa Aspek

No	Uraian	Validasi			
		1	2	3	4
1	Materi Soal yang Disajikan 1. Keterkaitan soal dengan indikator soal 2. Kesesuaian soal dengan tingkat				

	<p>perkembangan intelektual peserta didik</p> <p>3. Soal bervariasi sesuai dengan tingkatan kognitif</p>				
2	<p>Konstruksi</p> <p>Pertanyaan pada soal dinyatakan dengan jelas</p>				
3	<p>Bahasa</p> <p>1. Menggunakan kalimat yang komunikatif</p> <p>2. Menggunakan bahasa yang sesuai dengan aturan kaidah Bahasa Inggris yang benar</p> <p>3. Menggunakan bahasa yang sederhana dan mudah dimengerti</p> <p>4. Kalimat dalam setiap item soal tidak menimbulkan penafsiran ganda</p>				
4	<p>Sampul Bank Soal</p> <p>Menggunakan desain sampul yang menarik</p>				

Figure 6 : Validation Sheet

D. Penilaian umum terhadap soal

- 1) Dapat digunakan tanpa revisi
- 2) Dapat digunakan dengan revisi kecil
- 3) Dapat digunakan dengan revisi besar
- 4) Belum dapat digunakan


E. Komentar dan Saran

Gowa, Agustus 2021

Validator,

(.....)

Lecturer



UNIVERSITAS ISLAM NEGERI
ALAUDDIN
M A K A S S A R

3. Construction/Realization

The test grid comprises fundamental competencies (KD), "Technology Invention" material, question indications, and two types of questions, namely multiple-choice questions with ten questions and essay questions with five questions. There is a stimulus for each indicator question, followed by the cognitive domains C4 (analyze), C5 (evaluate), and C6 (create), as well as question numbers and answer keys for each questioned model.

CHAPTER 8

“TECHNOLOGY INVENTION”

MULTIPLE CHOICE

1. This image include
 - a. **Invention that take us from the place to place**
 - b. Invention that help our health
 - c. Invention that help us in communicate with each other
 - d. Invention that entertain us
 - e. Invention that make life difficult
2. This image include. . . .
 - a. Invention that help our health
 - b. Invention that help us in communicate with each other



c. Invention that entertain us

d. Invention that make life easier

e. Invention that take us from the place to place

3. A telegraph is **a** machine that is used for transmitting messages in the form of electrical impulses, which can be converted into data. **The** message which is sent by **a** telegraph is called **a** telegram or cablegram. Telegraphy was **a** major mode of communication from **the** middle of the 1800s until the 1900s. Nowadays, people don't use it anymore, because inventions like telephones and internet are faster than **the** telegraph.

Which one is NOT mentioned in the passage.....

- a. Telegram is a term used by telegraphs to send messages
- b. Messages sent can be changed to data
- c. The telegraph aims to transmit messages in the messages in the form of electrical stimulants
- d. Telegraph speed is the same as telephone**
- e. The telegraph is a technological tool for sending messages

4. Read the text carefully.

A dishwasher is a device that can easily be found in restaurants and private homes. It is very useful because it helps people clean dishes and eating-utensils.

In 1887, Josephine Cochrane invented the first dishwasher. She made the machine because her servants often broke her lovely ceramic dishes. Since then dishwashers have been continuously improved until today. Modern dishwashers are made of stainless steel and consist of a front drawing-door for loading dishes, a wire rack for the dirty crockery, a rotating sprayer and a drying element. The standard width and depth is 60 cm or 24 inches in Europe and in the US.


Dishwashers clean the dirt from the dishes by spraying hot water, typically between 55 and 75°C. The water is mixed with detergent. Then the mixture is pumped by rotating spray arms which spray it onto the dishes. When the washing process finishes, the water is drained and more hot water is pumped in for a rinsing process. The final process is to heat the dishes to dry them. The whole process needs 15 to 20 minutes.

According the passage, why Josephine Cochrane make dishwasher?

- a. She make it because her servant just a little couldn't finish quickly
- b. She makes it because every time his servant washes the dishes, something breaks**
- c. She makes the machine because her servant way of washing dishes was not clean
- d. She make the machine because the servant's work was disappointed
- e. She makes it because she wanted to reduce the burden on her servants

Questions 5-6 refer to the following passage

The invention of the phonograph happened quite by accident. Thomas Edison moved to Menlo Park, New Jersey, in 1876, where he established an industrial research laboratory. There Edison worked on a carbon telephone transmitter to improve the existing Bell system. In that 5 laboratory a year later Edison invented the phonograph while trying to improve a telegraph repeater. He attached a telephone diaphragm to the needle in the telegraph repeater to produce a recording that could be played back. After some improvements to the machine, he recited "Mary Had a Little Lamb" and played the recognizable reproduction 10 of his voice back to an astonished audience.

5. What is the best title for the passage above?
- a. Thomas Edison's Many Inventions
 - b. Improvements in the Telephone and Telegraph
 - c. The History of Menlo Park
 - d. A Surprise Invention
 -  e. **The History of Phonograph**
6. According to the passage, the invention of the phonograph . . .
- a. **Was quite unplanned**
 - b. Was Edison's principal project
 - c. Was surprising to no one onists

- d. Took many years
- e. Was much awaited

Questions 7-8 refer to the following passage

Ultralight Airplanes

An ultralight airplane is very different from a conventional airplane. It looks like a lawn chair with wings, weighs no more than 254 pounds, flies up to 60 miles an hour, and carries about 5 gallons of fuel. Most ultralights are sold as kits and take about 40 hours to assemble. Flying an ultralight airplane is so easy that a pilot with no experience can fly one. Accidents are rarely fatal or even serious because the ultralight lands so slowly and gently and carries very little fuel. Some models now have parachutes attached, while others have parachute packs which pilots can wear.

7. According to the passage, pilots . . .
- a. prefer to fly with ultralights rather than with regular aircraft.
 - b. can weigh up to 250 pounds, depending on the model of the ultralight airplane.
 - c. don't think that their ultralight airplanes are simple to use.
 - d. are reluctant to put their ultralights together.
 - e. **don't need a special training to fly an ultralight airplane.**
8. We learn from the passage that an ultralight airplane . . .
- a. provides the only opportunity to fly affordably.

- b. doesn't fly very well if it weighs less than 254 pounds.**
- c. is inexpensive but difficult to fly.
- d. can be put together in a short time.
- e. is only permitted to be used for private recreational flying.

9. Read the text carefully.

Many people depend on Radio for news of what is happening around the world. Radio gives people enjoyment. Sometimes they want background music. At other times they listen carefully to their favorite singer.

Radio was used first to communicate with ship at sea. This is still an important use. Because of radio, ship can communicate with other ships, and when necessary, call for help. The airplane uses radio to communicate with the ground.

Two-way radios are used by most police headquarters to communicate with patrol cars. Many taxi companies use two-way radios to tell their drivers where passengers are waiting. Short distance messages can be sent on walkie-talkie – a two-way radio set that is sometimes used by campers and hunters to keep track of one another.

Radio is also used for radiotelephone without wires. These are used on boats, trains, and airplanes. Villagers far away from power lines are sometimes supplied with radio telephones.

Which one is NOT mentioned in the passage....

- a. Radio as a means of entertaining some people

- b. Radio can be used as a communication tool
- c. Radio is needed for land, sea and air travel
- d. Radio has only one direction**
- e. Radio is also used as a tracking device

10. Read the carefully.

Computers are machine that handle information automatically. They can perform calculations and process data. Computers can work with numbers to solve problems in a few seconds. Computers can remember a great deal of information. That is why computers are widely used in places, such as banks, offices, and companies.



Computers work like calculators. But most calculators can do only one thing at a time. We tell them to do by pressing various buttons. To do the same work, we can give a series of instructions to a computer. We call this a computer program. If we set up a program, the computer can provide a program, the computer can do all this work automatically without further help or instruction.

A computer stores and handles numbers. The numbers may be mathematical formulas or columns of figures. The numbers may also be codes that stand for letters of the alphabet, words, or instructions to the computer.

The main idea of the text above . . .

- a. A computer is a device used to process data
- b. Computers handle information directly**
- c. Computer stores a lot of data
- d. The computer provides the program automatically
- e. Computers can solve problems

ESSAY

Plasma Tv

A plasma display panel (PDP) is a type of display that is commonly found in large TVs (30 inches or larger). The word plasma refers to ionized gases that are electrically charged to produce an illuminated screen.

Plasma displays wide a color gamut that can produce high resolution pictures. Scientists believe that the pictures are mostly the same as the real thing. Plasma can be applied on fairly large size screens- up to 3.8 metres diagonally. The plasma panel is about 6 cm thick. It is reported that plasma TV has lower black room, (unilluminated parts), than LCD screens.

The plasma TV consumes power differently for different scenes. Bright scenes consume more power than the darker ones. The plasma that illuminates the screen might reach a temperature of 1200oC. When the screen cracks, the temperature of the plasma will directly decrease, to avoid fire and human injury.

Normally, the plasma TV may consume 400 watts for 30 inches screen and 310 watts for 50 inches. The lifetime of the plasma TV might reach 100.000 hours or 27 years if used 10 hours per day. It is the reason why TV plasma is efficient.

1. According to the passage, Which one is the brighter, Plasma TV or LCD TV? Why?
2. Identify the language elements of that passage above
3. Analyze this picture below by using your own opinion



UNIVERSITAS ISLAM NEGERI

Dishwasher

A dishwasher is a device that can easily be found in restaurants and private homes. It is very useful because it helps people clean dishes and eating-utensils.

In 1887, Josephine Cochrane invented the first dishwasher. She made the machine because her servants often broke her lovely ceramic dishes. Since then dishwashers have been continuously improved until today. Modern

dishwashers are made of stainless steel and consist of a front drawing-door for loading dishes, a wire rack for the dirty crockery, a rotating sprayer and a drying element. The standard width and depth is 60 cm or 24 inches in Europe and in the US.

Dishwashers clean the dirt from the dishes by spraying hot water, typically between 55 and 75°C. The water is mixed with detergent. Then the mixture is pumped by rotating spray arms which spray it onto the dishes. When the washing process finishes, the water is drained and more hot water is pumped in for a rinsing process. The final process is to heat the dishes to dry them. The whole process needs 15 to 20 minutes.

4. Identify the language elements of that passage above
5. From the text above, according to you what is the important information that you get?



4. Test, Evaluation and Revision Phase

To identify experts in this study, in this case the first thing to do is that researchers need to understand the characteristics of experts and then determine ELT expert teachers who have the characteristics of ELT expert teachers as validators.

Kaharuddin and Yassi, Abd (2018) refer to several characteristics of expert teachers by Richard and Farrell, they define that ELT expert teachers maybe those who have been teaching English for many years, have rich knowledge of language teaching, are able to know students' needs and adapt their needs to instructional objectives and teaching materials, knowing how to manage their lessons and classes effectively to improve student learning outcomes.

So that the experts who have been designated as validation must meet the characteristics of ELT expert teachers. In this case, the ELT expert teacher is a lecturer from the English Department of UIN Alauddin Makassar who validates the test instrument that has been made by the researcher.

a. Test phase

The first step at this stage is all items are validated by experts before the items are used. Expert interpretation is a technique for obtaining input and suggestions for revising the items developed.

The instrument that was validated in this study is the validation sheet. The validation sheet includes the material being tested, construction, language, and the cover of the bank soal. The names of validators can be seen in the following table:

NO	Validator Name	Position
1.	Indah Miftah Awaliah, S.S., M.Hum	The lecturer of EED
2.	Annisa Shofa Tsuraya, S.Pd., M.Pd	The lecturer of EED

Table 3 : Validation Name

b. Evaluation and revision phase

Evaluation and revision phase, need to be done to fix what is lacking in the test phase. Based on the test phase, The suggestions and inputs given by the validator to the HOTS test can be seen below :

Revision from Expert I (Indah Miftah Awaliyah S.S., M.Hum)
Don't use a short question narration (what, when, and who)
Put the picture from the question narration
The picture that used proper to modern view

Figure 5 : Revision from Expert 1

Revision from Expert II (Annisa Shoffa Tsuraya S.Pd., M.Pd)
Use colourfull and clear resolution of illustration pictures.
Attach the picture for each passage.
For the essay, do not give a question. But give them command to elaborate their comprehension after reading the passages.

Figure 6 : Revision from Expert II

After knowing what is will be revised, the researcher re-make her product based on the revision. The new product, namely Prototype II. The product/prototype II is the test instrument based on the HOTS concept with revision by the expert. The new product can be seen below:

Multiple Choice

CHAPTER 8

INVENTION MAKE LIVE EASIER

1. In general, yhis invention is also called an airplane, its weighs heavier than air. It has right fins and left fins on the wings of the aircraft. It also has fan-like vents to make the aircraft to run, and can fly by its own power. It can be conclude, that this image include . . .



- a. **Invention that take us from the place to place**
- b. Invention that help our health
- c. Invention that help us in communicate with each other

- d. Invention that entertain us
- e. Invention that make life difficult

2. This invention is square. It has thick and dimensional glass. It also produces for moving images along with sound, both monochrome and color. It can be conclude, that this image include. . . .

- a. Invention that help our health
- b. Invention that help us in communicate with each other
- c. Invention that entertain us**
- d. Invention that make life easier
- e. Invention that take us from the place to place



3. A telegraph is a machine that is used for transmitting messages in the form of electrical impulses, which can be converted into data. The message which is sent by a telegraph is called a telegram or cablegram. Telegraphy was a major mode of communication from the middle of the 1800s until the 1900s. Nowadays, people don't use it anymore, because inventions like telephones and internet are faster than the telegraph.



Which one is NOT mention in the passage . . .

- a. Telegram is a term used by telegraphs to send messages
- b. Messages sent can be changed to data
- c. The telegraph aims to transmit messages in the messages in the form of electrical stimulants
- d. Telegraph speed is the same as telephone**
- e. The telegraph is a technological tool for sending messages

4. Read the text carefully.

A dishwasher is a device that can easily be found in restaurants and private homes. It is very useful because it helps people clean dishes and eating-utensils.

In 1887, Josephine Cochrane invented the first dishwasher. She made the machine because her servants often broke her lovely ceramic dishes. Since then dishwashers have been continuously improved until today. Modern dishwashers are made of stainless steel and consist of a front drawing-door for loading dishes, a wire rack for the dirty crockery, a rotating sprayer and a drying element. The standard width and depth is 60 cm or 24 inches in Europe and in the US.




Dishwashers clean the dirt from the dishes by spraying hot water, typically between 55 and 75°C. The water is mixed with detergent. Then the mixture is pumped by rotating spray arms which spray it onto the dishes. When the washing process finishes, the water is drained and more hot water is pumped in for a rinsing process. The final process is to heat the dishes to dry them. The whole process needs 15 to 20 minutes.

According to the passage, why Josephine Cochrane made dishwasher?

- a. She make it because her servant just a little couldn't finish quickly
- b. She makes it because every time his servant washes the dishes, something breaks**
- c. She make the machine because her servant way of washing dishes was not clean
- d. She makes the machine because the servant's work was disappointed
- e. She makes it because she wanted to reduce the burden on her servants

Questions 5-6 refer to the following passage

The invention of the phonograph happened quite by accident. Thomas Edison moved to Menlo Park, New Jersey, in 1876, where he established an industrial research laboratory. There Edison worked on a carbon telephone transmitter to improve the existing Bell system. In that 5 laboratory a year later Edison invented the phonograph while trying to improve a telegraph repeater. He attached a telephone diaphragm to the needle in the telegraph repeater to produce a recording that could be played back. After some improvements to the machine, he recited "Mary Had a Little Lamb" and played the recognizable reproduction 10 of his voice back to an astonished audience.



5. According to the passage, The best title that can be used is....
- Thomas Edison's Many Inventions
 - Improvements in the Telephone and Telegraph
 - The History of Menlo Park
 - A Surprise Invention
 - The History of Phonograph**
6. According to the passage, we know that the invention of the phonograph is ...
- Was quite unplanned**
 - Was Edison's principal project
 - Was surprising to no one
 - Took many years
 - Was much awaited

Questions 7-8 refer to the following passage

Ultralight Airplanes



An ultralight airplane is very different from a conventional airplane. It looks like a lawn chair with wings, weighs no more than 254 pounds, flies up to 60 miles an hour, and carries about 5 gallons of fuel. Most ultralights are sold as kits and take about 40 hours to assemble. Flying an ultralight airplane is so easy that a pilot with no experience can fly one. Accidents are rarely fatal or even serious because of the ultralight lands so slowly and gently and carry very little fuel. Some models now have parachutes attached, while others have parachute packs which pilots can wear.

7. According to the passage, it can be concluded that the pilots ...
- prefer to fly with ultralights rather than with regular aircraft.
 - can weigh up to 250 pounds, depending on the model of the ultralight airplane.
 - don't think that their ultralight airplanes are simple to use.
 - are reluctant to put their ultralights together.
 - don't need a special training to fly an ultralight airplane.**

8. We learn from the passage that an ultralight airplane . . .
- a. provides the only opportunity to fly affordably.
 - b. doesn't fly very well if it weighs less than 254 pounds.**
 - c. is inexpensive but difficult to fly.
 - d. can be put together in a short time.
 - e. is only permitted to be used for private recreational flying.

9. Read the text carefully.

Many people depend on Radio for news of what is happening around the world. Radio gives people enjoyment. Sometimes they want background music. At other times they listen carefully to their favorite singer.

Radio was used first to communicate with ship at sea. This is still an important use. Because of radio, ship can communicate with other ships, and when necessary, call for help. The airplane uses radio to communicate with the ground.

Two-way radios are used by most police headquarters to communicate with patrol cars. Many taxi companies use two-way radios to tell their drivers where passengers are waiting. Short distance messages can be sent on walkie-talkie – a two-way radio set that is sometimes used by campers and hunters to keep track of one another. Radio is also used for radiotelephone without wires. These are used on boats, trains, and airplanes. Villagers far away from power lines are sometimes supplied with radiotelephones.

Which one is NOT mention in the passage . . .

- a. Radio as a means of entertaining some people
- b. Radio can be used as a communication tool
- c. Radio is needed for land, sea and air travel
- d. Radio has only one direction**
- e. Radio is also used as a tracking device



10. Read the carefully.

Computers are machine that handle information automatically. They can perform calculations and process data. Computers can work with numbers to solve problems in a few seconds. Computers can remember a great deal of information. That is why computers are widely used in places, such as banks, offices, and companies.



Computers work like calculators. But most calculators can do only one thing at a time. We tell them to do by pressing various buttons. To do the same work, we can give a series of instructions to a computer. We call this a computer program. If we set up a program, the computer can provide a program, the computer can do all this work automatically without further help or instruction.

A computer stores and handles numbers. The numbers may be mathematical formulas or columns of figures. The numbers may also be codes that stand for letters of the alphabet, words, or instructions to the computer.

The main idea according to the text above . . .

- a. A computer is a device used to process data
- b. Computers handle information directly**
- c. Computer stores a lot of data
- d. The computer provides the program automatically
- e. Computers can solve problems

Essay



Plasma Tv



A plasma display panel (PDP) is a type of display that is commonly found in large TVs (30 inches or larger). The word plasma refers to ionized gases that are electrically charged to produce an illuminated screen.

Plasma displays wide a color gamut that can produce high resolution pictures. Scientists believe that the pictures are mostly the same as the real thing. Plasma can be applied on fairly large size screens- up to 3.8 metres diagonally. The plasma panel is about 6 cm thick. It is reported that plasma TV has lower black room, (unilluminated parts), than LCD screens.

The plasma TV consumes power differently for different scenes. Bright scenes consume more power than the darker ones. The plasma that illuminates the screen might reach a temperature of 1200°C. When the screen cracks, the temperature of the plasma will directly decrease, to avoid fire and human injury. Normally, the plasma TV may consume 400 watts for 30 inches screen and 310 watts for 50 inches.

The lifetime of the plasma TV might reach 100,000 hours or 27 years if used 10 hours per day. It is the reason why TV plasma is efficient.

1. According to the passage, elaborate your opinion about the differences of Plasma Tv and LCD Tv.
2. Identify the language elements of that passage above.
3. Analyze this picture below by using your own opinion.



Dishwasher



A dishwasher is a device that can easily be found in restaurants and private homes. It is very useful because it helps people clean dishes and eating-utensils.

In 1887, Josephine Cochrane invented the first dishwasher. She made the machine because her servants often broke her lovely ceramic dishes. Since then dishwashers have been continuously improved until today. Modern dishwashers are made of stainless steel and consist of a front drawing-door for loading dishes, a wire rack for the dirty crockery, a rotating sprayer and a drying element. The standard width and depth is 60 cm or 24 inches in Europe and in the US.

Dishwashers clean the dirt from the dishes by spraying hot water, typically between 55 and 75°C. The water is mixed with detergent. Then the mixture is pumped by rotating spray arms which spray it onto the dishes. When the washing process finishes, the water is drained and more hot water is pumped in for a rinsing process. The final process is to heat the dishes to dry them. The whole process needs 15 to 20 minutes.

4. Identify the language elements of that passage above.
5. Retell briefly about the passage above.

Multiple Choice

Test Items	Level Cognitive	Category
Question 1	C4 (Analyze)	HOTS
Question 2	C4 (Analyze)	HOTS
Question 3	C4 (Analyze)	HOTS
Question 4	C5 (Evaluate)	HOTS
Question 5	C6 (Create)	HOTS
Question 6	C4 (Analyze)	HOTS
Question 7	C5 (Evaluate)	HOTS
Question 8	C4 (Analyze)	HOTS
Question 9	C6 (Create)	HOTS
Question 10	C6 (Create)	HOTS

Table 4 : Level Cognitive of Multiple Choice Question

Essay

Test Items	Level Cognitive	Category
Question 1	C6 (Create)	HOTS
Question 2	C6 (Create)	HOTS
Question 3	C4 (Analyze)	HOTS
Question 4	C6 (Create)	HOTS
Question 5	C5 (Evaluate)	HOTS

Table 5 : Level Cognitive of Essay Question

After the new product is created, the next phase is a test trial for the students. It's aimed at measuring the empirical validity and reliability of the product. In this phase, the test instrument has been revised and fixed. The

analysis of the empirical validity and reliability of the HOTS items that have been developed can be seen from the test of the validity of the questions using correlation by *Statistical Product and Service Solution* (SPSS) program.

In empirical validity testing, the researcher immediately tried out an instrument to students, and then the results are analyzed with the validity test by using the SPSS program. A technique that will be used by researchers is the value of 5% significance with a critical value. Or in other words, can compare between r_{hitung} with r_{tabel} . Test results the validity of the data shows that it is valid if r_{hitung} is larger than r_{tabel} .

Meanwhile, the tool that is used to get the reliability in this research using Alpha Cronbach, which is in the SPSS program. The criteria of the reliability test are if the coefficient Alpha is larger than the significance 0,6 then the test is reliable. Based on the data above, the result of reliability in multiple-choice test by Cronbach's alpha is 0,925 which means all the test items are reliable. Besides, the essay test instrument shows a score of 0,700 which means all the essay items tests are reliable.

C. The Level of Validity and Reliability of Test Items

a. Expert Validity

1. Hasil Validasi Butir Soal Hots

Nomor Item	Aspek yang Dinilai	Penilaian Validator	
		Validation 1	Validation 2
MATERI SOAL YANG DISAJIKAN			
1.	Keterkaitan antara soal dengan indikator soal	3	4
2.	Keterkaitan soal dengan tingkat perkembangan intelektual peserta didik	3	4
3.	Soal bervariasi sesuai dengan tingkatan kognitif	3	4
Rata-rata		3	5,3
KONSTRUKSI			
1.	Pertanyaan pada soal dinyatakan dengan jelas	3	4
Rata-rata		3	4
BAHASA			
1.	Menggunakan kalimat yang komunikatif	3	3
2.	Menggunakan bahasa yang sesuai dengan kaidah bahasan Indonesia yang benar	3	3
3.	Menggunakan bahasa yang sederhana dan mudah dimengerti	3	3
4.	Kalimat dalam setiap item soal tidak menimbulkan penafsiran ganda	3	3
Rata-rata		3	3
SAMPUL BANK SOAL			
1	Menggunakan desain sampul yang menarik	3	3
Rata-rata		3	3

ALAUDDIN
MAKASSAR

2. Analisis Hasil Validasi Butir Soal

a. Materi yang diujikan

$$\begin{aligned}\overline{A_l} &= \frac{\sum_{j=1}^n \overline{K_{lj}}}{n} \\ &= \frac{3+5,3}{2} \\ &= 5,65\end{aligned}$$

b. Konstruksi

$$\begin{aligned}\overline{A_l} &= \frac{\sum_{j=1}^n \overline{K_{lj}}}{n} \\ &= \frac{3+4}{2} \\ &= 3,5\end{aligned}$$

c. Bahasa

$$\begin{aligned}\overline{A_l} &= \frac{\sum_{j=1}^n \overline{K_{lj}}}{n} \\ &= \frac{3+3}{2} \\ &= 3\end{aligned}$$

d. Sampul bank soal

$$\begin{aligned}\overline{A_l} &= \frac{\sum_{j=1}^n \overline{K_{lj}}}{n} \\ &= \frac{3+3}{2} \\ &= 3\end{aligned}$$

Rata-rata hasil penilaian validator

$$\begin{aligned}\overline{V_a} &= \frac{\sum_{j=1}^n \overline{A_l}}{n} \\ &= \frac{5,65 + 3,5 + 3 + 3}{4} \\ &= \frac{15,15}{4} \\ &= 3,7\end{aligned}$$

3. Deskripsi Hasil Validasi Soal Hots

Aspek Penilaian	Hasil Penilaian	Kategori
Materi yang disajikan	5,65	Sangat valid
Konstruksi	3,5	Sangat valid
Bahasa	3	Valid
Sampul bank soal	3	Valid
Rata-Rata	3,7	Sangat valid

Table 6 : Validation Result

The result of items that was developed in this study, it is in a score of 3.7 which is very valid category, based on predetermined criteria. HOTS items with aspects of the material then presented with a value of 3.5 are in the very valid category, the construction aspect shows a value of 4 in the very valid category, then the language aspect shows a value of 3.5 which is in the very valid category. The higher the VR (close to 4 or equal to 4), the higher the validity value of an item/item, and the lower the VR number (close to 0 or equal to 0), the lower of validity value of an item.

d. Empirical Validity Analysis

The analysis of the empirical validity and reliability of the HOTS items that have been developed can be seen from the test of the validity of the questions using correlation by *Statistical Product and Service Solution* (SPSS) program. Empirical validity testing, the researcher immediately tried it out instrument to students and then the results are analyzed with the validity test by using of the SPSS program. Based on the results of the students' work, the level of test validity can be calculated. The following data is the result of the calculation of the validity of the test based on SPSS.

Multiple Choice:

VALIDITAS

		Correlations										
		soal1	soal2	soal3	soal4	soal5	soal6	soal7	soal8	soa9	soal10	skor total
soal1	Pearson Correlation	1	.327	.327	.793**	.577**	.793**	.327	.250	.793**	.793**	.757**
	Sig. (2-tailed)		.160	.160	.000	.038	.000	.160	.283	.000	.000	.000
	N	20	20	20	20	20	20	20	20	20	20	20
soal2	Pearson Correlation	.327	1	.216	.608**	.404	.608**	.608**	.490*	.216	.608**	.553**
	Sig. (2-tailed)	.160		.361	.004	.077	.004	.004	.023	.361	.004	.002
	N	20	20	20	20	20	20	20	20	20	20	20
soal3	Pearson Correlation	.327	.216	1	.608**	.404	.608**	.608**	.490*	.216	.608**	.553**
	Sig. (2-tailed)	.160	.361		.004	.077	.004	.004	.023	.361	.004	.002
	N	20	20	20	20	20	20	20	20	20	20	20
soal4	Pearson Correlation	.793**	.608**	.608**	1	.723**	1.000**	.608**	.490*	.608**	1.000**	.953**
	Sig. (2-tailed)	.000	.004	.004		.000	.000	.004	.023	.004	.000	.000
	N	20	20	20	20	20	20	20	20	20	20	20
soal5	Pearson Correlation	.577**	.404	.404	.728**	1	.728**	.404	.283	.728**	.728**	.774**
	Sig. (2-tailed)	.008	.077	.077	.000		.000	.077	.217	.000	.000	.000
	N	20	20	20	20	20	20	20	20	20	20	20
soal6	Pearson Correlation	.793**	.608**	.608**	1.000**	.723**	1	.608**	.490*	.608**	1.000**	.953**
	Sig. (2-tailed)	.000	.004	.004	.000	.000		.004	.023	.004	.000	.000
	N	20	20	20	20	20	20	20	20	20	20	20
soal7	Pearson Correlation	.327	.608**	.608**	.608**	.404	.608**	1	.840**	.216	.608**	.753**
	Sig. (2-tailed)	.160	.004	.004	.004	.077	.004		.000	.361	.004	.000
	N	20	20	20	20	20	20	20	20	20	20	20
soal8	Pearson Correlation	.250	.490*	.490*	.490*	.239	.490*	.340**	1	.140	.490*	.543**
	Sig. (2-tailed)	.288	.028	.028	.028	.217	.028	.000		.556	.028	.002
	N	20	20	20	20	20	20	20	20	20	20	20
soal9	Pearson Correlation	.793**	.216	.216	.608**	.723**	.608**	.216	.140	1	.608**	.553**

	Sig. (2-tailed)	.000	.361	.361	.004	.000	.004	.361	.556		.004	.002
	N	20	20	20	20	20	20	20	20	20	20	20
soal10	Pearson Correlation	.793**	.608**	.608**	1.000**	.728**	1.000**	.608**	.490*	.608**	1	.953**
	Sig. (2-tailed)	.000	.004	.004	.000	.000	.000	.004	.028	.004		.000
	N	20	20	20	20	20	20	20	20	20	20	20
skor total	Pearson Correlation	.757**	.653**	.653**	.953**	.774**	.953**	.753**	.643**	.653**	.953**	1
	Sig. (2-tailed)	.000	.002	.002	.000	.000	.000	.000	.002	.002	.000	
	N	20	20	20	20	20	20	20	20	20	20	20

** . Correlation is significant at the 0.01 level (2-tailed).

* . Correlation is significant at the 0.05 level (2-tailed).

Essay:

VALIDITAS

		Correlations					
		soal1	soal2	soal3	soal4	soal5	skortotal
soal1	Pearson Correlation	1	.330	.118	.501*	.501*	.706**
	Sig. (2-tailed)		.156	.619	.024	.024	.000
	N	20	20	20	20	20	20
soal2	Pearson Correlation	.330	1	.221	.279	.374	.666**
	Sig. (2-tailed)	.156		.349	.234	.104	.001
	N	20	20	20	20	20	20
soal3	Pearson Correlation	.118	.221	1	.257	.251	.606**
	Sig. (2-tailed)	.619	.349		.275	.286	.005
	N	20	20	20	20	20	20
soal4	Pearson Correlation	.501*	.279	.257	1	.443	.743**
	Sig. (2-tailed)	.024	.234	.275		.051	.000
	N	20	20	20	20	20	20
soal5	Pearson Correlation	.501*	.374	.251	.443	1	.573**
	Sig. (2-tailed)	.024	.104	.286	.051		.008
	N	20	20	20	20	20	20
skortotal	Pearson Correlation	.706**	.666**	.606**	.743**	.573**	1
	Sig. (2-tailed)	.000	.001	.005	.000	.008	
	N	20	20	20	20	20	20

*. Correlation is significant at the 0.05 level (2-tailed).

**. Correlation is significant at the 0.01 level (2-tailed).

UNIVERSITAS ISLAM NEGERI

ALAUDDIN
M A K A S S A R

Technique that will be used by researchers is the value of 5% significance with a critical value. Or in other words can compare between r_{hitung} with r_{tabel} . Test results the validity of the data shows that it is valid if r_{hitung} is larger than r_{tabel} . The result of the validity test as follows:

Hasil Uji Coba Validasi Soal Pilihan Ganda

No	Nilai r_{hitung}	Nilai r_{tabel}	Kategori
1	0,757	0,444	Valid
2	0,653	0,444	Valid
3	0,653	0,444	Valid
4	0,953	0,444	Valid
5	0,774	0,444	Valid
6	0,953	0,444	Valid
7	0,753	0,444	Valid
8	0,643	0,444	Valid
9	0,653	0,444	Valid
10	0,953	0,444	Valid

Tabel 7: Validation Score Multiple-Choice

Hasil Validasi Uji Coba Soal Essay

No	Nilai r_{hitung}	Nilai r_{tabel}	Kategori
1	0,706	0,444	Valid
2	0,666	0,444	Valid
3	0,606	0,444	Valid
4	0,743	0,444	Valid
5	0,573	0,444	Valid

Tabel 8: Validation Score Essay

According to the two tables above, it is known that the 10 questions in multiple choice and 5 questions in Essay are declared valid, this is because all the calculated rhitung are larger than the rtabel values. It is stated that the 10 multiple choice questions tested and 5 essay are valid with a total of 20 students respondents.

e. Reliability Analysis

This reliability test is based on the results of trials validation test previously which all the test items are valid. So that the level of test reliability can be calculated by using SPSS application.

The following data is the result of the calculation of the reliability of the test as follows:

1. Multiple Choice

Reliability

Scale: ALL VARIABLES

Case Processing Summary

		N	%
Cases	Valid	20	100.0
	Excluded ^a	0	.0
	Total	20	100.0

a. Listwise deletion based on all variables in the procedure.

Reliability Statistics

Cronbach's	
Alpha	N of Items
.925	10

Table 9 : Score of Multiple Choice Validity Test

2. Essay

Reliability

Scale: ALL VARIABLES

Case Processing Summary

		N	%
Cases	Valid	20	100.0
	Excluded ^a	0	.0
	Total	20	100.0

a. Listwise deletion based on all variables in the procedure.

Reliability Statistics

Cronbach's	
Alpha	N of Items
.700	5

Table 10 : Score of Essay Validity Test

Meanwhile, the tool that is used to get the reliability in this research by using Alpha Cronbach, that is SPSS program. The criteria of the reliability test is if the coefficient Alpha is larger than the significance 0,6, then the test are reliable. Based on the data above, the result of reliability in multiple choice test by Cronbach's alpha is 0,925 which means all the test items are reliable. Beside, the essay test instrument shows score in 0,700 which means all the essay items test are reliable.

d. The Quality of the Test Instrument

To make the test effective one must apply several principles. Researchers refer to several principles of language assessment According to Brown (2003:19), an effective test must contain several principles of language assessment. There are practicality, reliability, validity, authenticity, and washback. Based on the results of the study, the test instruments included are:

Firstly, practicality. Based on the results of the instrument test, students do not need to spend a lot of money, because the test is not expensive. Researchers have created a test form using a google form which is made online. The teacher does not need to print the tests that will be given to students and also does not require a lot of time to do the tests, and can easily manage tests automatically in the assessment.

Secondly, the test is reliability. The tests are consistent and reliable. Researchers have checked the reliability of the answers of respondents or students using the SPSS program. So that the reliability results on the multiple choice test with Cronbach's alpha is 0.925, which means that all test questions are reliable. In addition to multiple choice, the essay test instrument section shows a score of 0.700 which means that all essay test items can be said to be reliable.

Thirdly Based on the results of the SPSS program the test is valid. 10 multiple choice questions and 5 essay questions indicate that the questions are valid, this is because all the calculated rcounts are greater than the rtable value. It

was stated that 10 multiple choice questions were tested and 5 essays were valid with a total of 20 students.

Next, the Authenticity. In this section the test is based on the evaluation or construction of the test. The test instruments are arranged based on lesson plans, syllabus, and materials. In addition, the test is also based on the HOTS category and has been validated by an ELT expert teacher.

The last part is the washback. The test instrument is a washback to students. for the final part of compiling the test is that the test has been revised and validated. Researchers have made a test that refers to the HOTS category. In this case, the test refers to the HOTS Question Preparation Journal (2017). With this it is concluded that the tests that have been made are washback because the tests can make students think higher in analyzing tests which can increase students' creativity in working on questions.

D. Limitations

1. Response

During this research, the researcher had a little difficulty in getting data from the students who wanted to be studied. Judging from the time when the questions to be tested were distributed via google form, very few students answered. But in the end these obstacles can be overcome.

2. Not implementation

The only stage in this research that was not implemented was the implementation stage. Therefore, this stage will be carried out by the teacher concerned. The teacher will implement the product that has been developed by the researcher directly on the students who will come during the final exam later.



CHAPTER V

CONCLUSION AND RECOMMENDATION

In this chapter, the researcher presents the conclusion and recommendation following the finding of the study. The first section is the conclusions of the research finding and the second is the recommendation dealing with the objectives of the teaching and learning process.

A. Conclusion

Based on the result of research and development, it can be concluded that the assembling of HOTS tests based on K13 in MA Madani Alauddin Pao-Pao has been implemented at the school, but in this case, the application of test based on K13 does not meet the characteristics of the HOTS instrument's arrangement. The test instrument was created based on the prior test by observing and analyzing the previous test instrument.

The HOTS test in the "Technology Invention" material was created using the Plump development model, which comprises Preliminary Investigation, Design, Realization/Construction, Test, Evaluation, and Revision, and Implementation. The HOTS test is 10 multiple choice questions and 5 essay questions that fulfill the criteria. With an average value of 3.7, the HOTS items are classed as very valid, and for the dependability test, all HOTS items on the "Techonology Invention" material are categorized as very good.

B. Recommendation

So based on the conclusion that has been explained above, the researcher would like to give recommendation, they are as follow:

1. The HOTS items on the “Technology Invention” material should be considered as one of the questions that can be used in a test or exam.
2. For teachers to give HOTS items to students so that they can train students to answer questions that require higher order thinking level.
3. For further researchers in developing this research, they should researchers develop more technical use of items so that its use is more regular and can find the level of difficulty of the question and the distinguishing power of the items so that the questions are made more efficient. This study can then be considered as a resource for future researchers who may have the same interest in developing HOTS-based English language skills in other or greater research subject.



BIBLIOGRAPHY

- Kurniaman, O. Noviana, E. 2017. *Penerapan Kurikulum 2013 dalam Meningkatkan Keterampilan, Sikap, dan Pengetahuan*. Jurnal Primary Program Studi Pendidikan Guru Sekolah Dasar Fakultas Keguruan dan Ilmu Pendidikan Universitas Riau. Vol.6 No. 2
- Himah,F. Sudarti,S. Subiki,S. 2016. *Pengembangan Instrumen Tes Computer Based Test-Higherorder Thinking (CBT-HOT) pada Mata Pelajaran Fisika di SMA*. Jurnal Pembelajaran Fisika. Vol. 5 No.1
- Suharman, S. 2018. *Tes Sebagai Alat Ukur Prestasi Akademik*. Jurnal Ilmiah Pendidikan Agama Islam. Vol. 10, No. 1
- Putra, K. T., Abdullah, F, D. 2019. *Higher Order Thinking Skill (HOTS) Question in English National Examination in Indonesia*. The Journal of Educational Development. JED 7. 178-185
- Warmadewi, S, P., Agustini, E, A, D., & Wedhanti, K,N. *Analysis of learning Higher Order Thinking Skill (HOTS) Toward English Subject*. Jurnal Penelitian dan Pengembangan Sains dan Humaniora. Vol. 3(2). H. 134-140
- Laili, M, Aini,N. & Christianiti, A.2020. *High Order Thinking Skills (HOTS) dalam penilaian bahasa Inggris Siswa SMA*. Jurnal Pendidikan. Vol. 3 No. 1

Rosyida, F, U. *Higher Order Thinking Skills (HOTS) dalam Pembelajaran Bahasa Inggris SD/MI di Era Revolusi Industri 4.*

Arikunto, Suharsini. 2002. *Prosedur Penelitian Suatu Pendekatan Praktek.*

Jakarta : Rineka Cipta.

Widana W, I. 2017 *Higher Order Thinking Assessment (HOTS).* Volume 3.No.1
JISAE Ikacana Publisher.

Aldoobie,Nada.(2015).*ADDIE Model.* American International Journal of
Contemporary Research, 5, 68

Matondang,Z. (2009). *Validitas dan Reliabilitas Suatu Instrumen Penelitian.*
Jurnal Tabularasa PPS Unimed. Vol. 6 No.1

Kaharuddin & Yassi. (2015). *Syllabus Design for English Language Teaching.*
Yogyakarta: Indonesia Trust Media Publishing.

Brown, J. D. (2016). *Introducing Need Analysis and English for Spesific Purposes.* New York:Routledge

Widana , W, I. 2017. "*Higher Order Thinking Skills Assessment (HOTS)*".
Journal of Indonesian Student Assessment and Evaluation. Vol 3 No.2,
2017. 32

Davis, A. (2013). *Using instructional design principles to develop effective information literacy instructionThe ADDIE modelCollege and Research Libraries*

Kusumawati, Palupi F.(2017).*Developing English Material for Speaking Skill Based on ADDIE*.Premise Journal 6.(1)

Latif, M. A. (2012). *Research Methods on Language Learning (An Intriduction)*.
Malang: UM Press

Nunan, David.1999. . *Massachusetts: Heinle & Heinle Publishers*.

Pang S., Elizabeth, Bernbardt B., Elizabeth and Kamil L., Michael. 2003 .
Geneva: International Bureau of education Publication Inc

H. Douglas Brown, *Language Assessment Principle Classroom Practice*(Longman: San Francisco State university, 2004), 189

H. Douglas Brown, *Language Assessment Principle And Classroom Practice*
(Longman: San Francisco State university), 190.

Lestari, Widy. 2019. *Pengembangan Instrumen Multiple Choice Reasoning Terbuka Berbasis HOTS dengan Pendekatan Literasi Sains untuk Mengukur Kemampuan Berpikir Tingkat Tinggi Siswa Kelas X SMAN KARANGPANDAN Pada Materi Gerak Harmonik*. (Skripsi, Universitas Islam Walisongo). Semaran

Nugraha, Alga. 2019. *Pengembangan Instrumen Penilaian Kognitif Kemampuan Berpikir Kreatif PJOK pada Materi Permanen Sepak Bola Peserta Didik SMA*. (Tesis, Universitas Negeri Yogyakarta). Yogyakarta

Hilalia, Nur. 2020. *Developing English Printed Material on Theme of Plant for Early Young Learners at PAUD Terpadu Joy Kids Makassar*. (Skripsi, UIN Alauddin Makassar). Makassar

Aprizani, Y. *Language Assessment : Assessing Reading Comprehension On Beginning Level*. Islamic Kalimantan University of MAB

Miranda, N. Aziz, A.Z. 2013 *An Analysis of the Second Grade Syllabus for Bilingual Elementary School Level*. English Education Journal. Syiah Kuala University. Banda Aceh

Widiastuti, R., Syafryadin., Rahmawati, N.I. 2021. *Analyzing Syllabus' Learning Objectives in the Lesson Plan*. Journal of Applied Linguistics and Literacy. Vol. 5 No.1





APPENDICES

UNIVERSITAS ISLAM NEGERI
ALAUDDIN
M A K A S S A R

APPENDIX I

The organization of interview

Statement Number	The statement	References
1-4	Prinsip umum dalam mengukur HOTS terdiri dari enam aspek yaitu: (1) tujuan dari penilaian harus ditentukan dengan jelas dan tepat; (2) tugas atau item tes yang didesain harus menuntut siswa menggunakan pengetahuan dan keterampilan; (3) menentukan apa yang akan diambil sebagai bukti sejauh mana siswa telah menunjukkan pengetahuan dan keterampilannya; (4) memfasilitasi siswa untuk berpikir, biasanya menggunakan teks pengantar, visual, skenario, atau beberapa macam masalah; (5) menggunakan bahan-bahan baru bagi siswa; dan (6) membedakan tingkat kesulitan (mudah atau susah) dan tingkatan berpikir (LOTS atau HOTS), dan kontrol untuk masing-masing secara terpisah.	Brookhart (2010: 17)
5-6	Jika kita mencermati kembali indikator HOTS seperti telah dikemukakan pada bagian awal bab ini, kita tentunya tidak dapat mengukur indikator-indikator tersebut dengan menggunakan satu bentuk tes saja. Sebagai contoh, untuk indikator mencipta, akan lebih cocok jika kita menggunakan bentuk tes uraian, tetapi untuk indikator menganalisis dan mengevaluasi dapat menggunakan bentuk tes uraian maupun objektif. Dengan demikian, dengan mempertimbangkan kelebihan dan kelemahan masing-masing bentuk tes, serta memperhatikan karakteristik dari masing-masing indikator HOTS, maka mengakomodir kedua bentuk tes tersebut adalah sebuah keputusan yang tepat.	Heri Retnawati (2017)
7-8	Beberapa karakteristik HOTS sebagai berikut; <ul style="list-style-type: none"> - Berpikir tingkat tinggi melibatkan penggalian makna dan menemukan suatu pola dalam ketidakaturan yang ditemui sebelumnya. - Berpikir tingkat tinggi melibatkan pertimbangan yang seksama dan interpretasi. - Berpikir tingkat tinggi cenderung kompleks. - Berpikir tingkat tinggi sering menghasilkan multi solusi dimana setiap solusi memiliki kekurangan dan kelebihan. - Berpikir tingkat tinggi sering melibatkan ketidakpastian. 	Resnick (1987)

Lampiran 1 : Instrumen Pedoman Wawancara

Fokus Penelitian : Implementasi keterampilan berpikir tingkat tinggi dalam pengembangan soal bahasa inggris?

Wawancara dengan guru Bahasa Inggris

Waktu wawancara : 18.05 WITA

Tanggal : 22 Mei 2021

Tempat : Di Rumah Guru

Opening

Peneliti melakukan tegur sapa, memperkenalkan diri, menyampaikan tujuan melakukan wawancara, kerahasiaan jawaban, dan menanyakan kesiapan informan untuk diwawancarai.

Interview Process

Pertanyaan Kunci :

- 1 Apakah dalam pembuatan soal anda melibatkan teks pengantar, visual, ataupun skenario?
- 2 Apakah tujuan dari pengimplementasian soal yang anda berikan kepada siswa?
- 3 Apa hasil yang anda harapkan dari pemberian soal tersebut?
- 4 Apakah di dalam pengimplementasian soal diterapkan penerapan pengetahuan dan keterampilan? Atau hanya satu diantaranya?
- 5 Apakah di dalam pembuatan soal anda menggunakan pilihan ganda ataupun uraian?
- 6 Alasan anda menggunakan bentuk soal tersebut?
- 7 Apakah dengan pemberian soal tersebut membuat siswa dapat berpikir kompleks?
- 8 Apakah itu menerima keluhan dari siswa setelah pemberian soal tersebut?

APPENDIX II

VALIDATION CHECKLIST

Mata Pelajaran : Bahasa Inggris
Kelas/Semester : X/Ganjil dan Genap
Nama Validator : Indah Miftah Awaliah., S.S., M.Hum
Jabatan : Dosen Pendidikan Bahasa Inggris, UIN Alauddin Makassar

A. Petunjuk

1. Peneliti mohon, kiranya Bapak/Ibu memberikan penilaian ditinjau dari beberapa aspek, penilaian umum dan saran-saran untuk merevisi soal yang peneliti susun.
2. Untuk penilaian ditinjau dari beberapa aspek, dimohon Bapak/Ibu memberikan tanda checklist (✓) pada kolom nilai yang sesuai dengan penilaian Bapak/Ibu
3. Untuk revisi-revisi, Bapak/Ibu dapat langsung menuliskannya pada naskah yang perlu direvisi, atau menuliskannya pada kolom saran yang peneliti sediakan.

B. Skala Penilaian

- 1 = Tidak valid 3 = Valid
2 = Kurang valid 4 = Sangat valid

C. Penilaian Ditinjau dari Beberapa Aspek

No	Uraian	Validasi			
		1	2	3	4
1	Materi Soal yang Disajikan 1. Keterkaitan soal dengan indikator soal 2. Kesesuaian soal dengan tingkat perkembangan intelektual peserta didik 3. Soal bervariasi sesuai dengan tingkatan kognitif			√	
2	Konstruksi Pertanyaan pada soal dinyatakan dengan jelas			√	
3	Bahasa 1. Menggunakan kalimat yang komunikatif 2. Menggunakan bahasa yang sesuai dengan aturan kaidah Bahasa Inggris yang benar 3. Menggunakan bahasa yang sederhana dan mudah dimengerti 4. Kalimat dalam setiap item soal tidak menimbulkan penafsiran ganda			√	
4	Sampul Bank Soal Menggunakan desain sampul yang menarik			√	


D. Penilaian umum terhadap soal

- 1) Dapat digunakan tanpa revisi
- 2) Dapat Digunakan dengan revisi kecil
- 3) Dapat digunakan dengan revisi besar
- 4) Belum dapat digunakan

E. Komentari dan Saran

Gowa, 20 Agustus 2021

Validator,



(Indah Miftah Awaliah, S.S., M.Hum)

UNIVERSITAS ISLAM NEGERI
ALAUDDIN
M A K A S S A R

VALIDATION CHECKLIST

Mata Pelajaran : Bahasa Inggris

Kelas/Semester : X/Ganjil dan Genap

Nama Validator : Annisa Shofa Tsuraya, S.Pd., M.Pd.

Jabatan : Dosen Pendidikan Bahasa Inggris, UIN Alauddin
Makassar

A. Petunjuk

1. Peneliti mohon, kiranya Bapak/Ibu memberikan penilaian ditinjau dari beberapa aspek, penilaian umum dan saran-saran untuk merevisi soal yang peneliti susun.
2. Untuk penilaian ditinjau dari beberapa aspek, dimohon Bapak/Ibu memberikan tanda checklist (✓) pada kolom nilai yang sesuai dengan penilaian Bapak/Ibu
3. Untuk revisi-revisi, Bapak/Ibu dapat langsung menuliskannya pada naskah yang perlu direvisi, atau menuliskannya pada kolom saran yang peneliti sediakan

B. Skala Penilaian

- | | |
|------------------|------------------|
| 1 = Tidak valid | 3 = Valid |
| 2 = Kurang valid | 4 = Sangat valid |

C. Penilaian Ditinjau dari Beberapa Aspek

No	Uraian	Validasi			
		1	2	3	4
1	Materi Soal yang Disajikan 1. Keterkaitan soal dengan indikator soal 2. Kesesuaian soal dengan tingkat perkembangan intelektual peserta didik 3. Soal bervariasi sesuai dengan tingkatan kognitif				√
2	Konstruksi Pertanyaan pada soal dinyatakan dengan jelas				√

3	Bahasa 1. Menggunakan kalimat yang komunikatif 2. Menggunakan bahasa yang sesuai dengan aturan kaidah Bahasa Inggris yang benar 3. Menggunakan bahasa yang sederhana dan mudah dimengerti 4. Kalimat dalam setiap item soal tidak menimbulkan penafsiran ganda			√	
4	Sampul Bank Soal Menggunakan desain sampul yang menarik			√	

D. Penilaian umum terhadap soal

- 1) Dapat digunakan tanpa revisi
- 2) Dapat digunakan dengan revisi kecil
- 3) Dapat digunakan dengan revisi besar
- 4) Belum dapat digunakan

E. Komentari dan Saran

For further, look on the file. I attached some reviews there.

Chapter 8

- Use colourfull and clear resolution of illustration pictures.
- Attach the picture for each passage.
- For the essay, do not give a question. But give them command to elaborate their comprehension after reading the passages.

Gowa, 13 Agustus 2021

Validator,



(Annisa Shofa Tsuraya, S.Pd., M.Pd.)

UNIVERSITAS ISLAM NEGERI
ALAUDDIN
M A K A S S A R

APPENDIX III

VERBATIM INTERVIEW

Subjek	Waktu	DIALOG
Researcher	00.00-00.27	Apakah di dalam pembuatan soal menggunakan soal pilihan ganda atau Teks Essay?
Teacher	00.27-00.30	Eee keduanya.
Researcher	00.30-00.38	Oh, keduanya? Kenapa lebih tertarik ki' menggunakan keduanya. Kenapa bukan salah satunya saja?
Teacher	00.38-00.48	Karena yang pertama itu Essay gampang untuk mengukur toh kemampuan siswa ee. Kalau pilihan ganda itu yang ditentukan sekolah.
Researcher	00.48-00.50	Ditentukan sekolah?
Teacher	00.50-01.01	Karena ada kisi-kisi, karena ada format kisi-kisi toh jadi harus pakai pilihan ganda dan harus tiga puluh... tiga puluh nomor harus essay nya itu A, B, C, D, sampai E. Lima.
Researcher	01.01-01.03	Setiap satu nomor itu itu?
Teacher	01.03-01.04	Iya.
Teacher	01.04-01.08	Agak susah sebenarnya buat soal pilihan ganda yang bahasa toh?
Researcher	01.08-01.21	Jadi... itu memang ketentuan di K13 memang atau ketentuan sekolah bu untuk penerapan soalnya? Karna saya kira semuanya essay saja.
Teacher	01.21-01.31	Kalau ini semuanya pilihan ganda, 35 nomor dan ABCDE.
Researcher	01.31-01.40	Oh berarti memang ee, tergantung dari sekolahnya bu.
Teacher	01.40-01.42	Setengah matiki itu bikin soal nah.
Researcher	01.42-01.44	Iya bu banyak sekali.
Teacher	01.44-01.47	Jadi ku bolak balik mami itu structure-nya.
Researcher	01.47-01.50	Karena bukan apanya 35 juga.
Teacher	01.50-01.56	35 lagi sampai E waduh. Next.
Researcher	01.56-02.04	Emm, apakah dalam pembuatan soal, ibu melibatkan teks pengantar, visual maupun scenario?
Teacher	02.04-02.08	Teks pengantar ada, visual...
Researcher	02.08-02.13	Visual itu seperti gambar yang diberikan.
Teacher	02.13-02.25	Oh iya ada, ada, banyak karna kayak meniodohkan gambar dengan apa keterangan gambar. Apa keterangannya itu gambar. Describe something.
Researcher	02.25-02.32	Dan scenario pasti ada di bu. Karna pasti setiap ada soal ada pasti ada dialog.
Teacher	02.32-02.33	Iya.
Researcher	02.33-02.49	Selanjutnya apa tujuan dari pengimplementasian soal yang ibu berikan kepada siswa.
Teacher	02.49-03.04	Yang pasti mengukur apakah dia paham selama ini apa yang dipelajari atau tidak.
Researcher	03.04-03.08	Karena butuh ki nilainya siswa?
Teacher	03.08-03.27	Tidak, karena itu juga apa ya. Karna harus karna kewajiban. Yang utama sebenarnya mau ki ditau cara apalagi yang nanti dipakai kalau umpama cara ini kayaknya kurangki, kurang paham.

		sahutanji. Aktif ji anak-anak. lebih sepuluh itu aktifji dari tiga puluh hahaha.
Researcher	07.07-07.10	Aktif mengabsen ji saja bu.
Teacher	07.10-07.13	Kalau mengabsen 36.
Researcher	07.13-07.18	Mengabsen ki tapi tidak munculki di hahaha.
Teacher	07.18-07.33	Saya kan begitu saya tag baru kalau kayak lama dia ndak jawab.. ku telfon. "Eh saya tag ki di grupta." "oh iye bu. iye bu". Baru masuk, pokoknya ku kasi begitui anak-anak.
Researcher	07.33-08.11	Hahaha.
Researcher	08.11-08.26	Apakah pemberian soal tersebut membuat siswa dapat berpikir lebih kompleks?
Teacher	08.26-08.28	Apa pertanyaan sebelumnya?
Researcher	08.28-08.33	Apakah dengan pemberian soal tersebut membuat siswa dapat berpikir kompleks?
Teacher	08.33-08.46	Iya sih karena.. soal itu haruspi na cernah toh atau tugas harus di cari di sumber lain.
Researcher	08.46-09.01	Jadi.. bagaimana hasil pemberian soalnya... nilai-nilainya.
Teacher	09.01-09.24	Kalau saya kuhargai anak-anak nah, kumpul saya kasi 75 gitu. bagus 85, bagus sekali 95 gitu aja sih. Mungkin kurang bagus sebenarnya atau salah saya kasi nilai 75. Keaktifannya dilihat biar mamu, saya itu suruh anak-anak tugas tulis tangan baru di foto.
Researcher	09.24-09.27	Karena menempelki di otak kalau kembali di tulis.
Teacher	09.27-09.43	Tidak.. kalau anu kan sekedar, walaupun itu na tulis tangan samaji jaabannya temannya yang jelasnya usahaki toh na tulis. Sama persis.
Researcher	09.43-09.46	Meskipun tidak ada bedanya yang satu orang sama yang lain
Teacher	09.46-10.16	Tidak ada. Kalau tulis tangan setidaknya ada usahanya dan menempel di kepalanya. Hahaha karena ada juga yang tidak kerja sama sekali.
Researcher	11.14-11.19	Selanjutnya, apakah ibu menerima keluhan dari siswa setelah pemberian soal.
Teacher	11.19-11.36	Ah ya, karenakan saya Tanya-tanya setiap chapter apakah kesulitannya, apa yang belum di paham sebelum pembahasan dan apa yang di pahami setelah pembahasan. Memang ada itu di buku, reflection apakah itu.
Researcher	11.36-11.41	Oh iye, untuk masing masing orang atau untuk guru merefeksi siswa.
Teacher	11.41-11.52	Kesiswa, saya tanya sebelum belajar ini apa yang tidak ta' tau setelah belajar apa yang sudah tau dan memang setiap chapter di tanyakanki.
Researcher	11.52-11.56	Berarti memang buku rujukanta di ibu?
	11.56-12.01	Yang kemarin itu di copykan ada reflection apakah self-reflection.
Researcher	12.01-12.03	Yang di buku atau yang di LKS.
	12.03-12.07	Yang di buku, yang di LKS ndak ku tauki.
Researcher	12.07-12.18	Yang mana soal di gunakan ibu ? di buat sendiri ibu ? berarti yang di buku tidak di gunakan ibu ?

Teacher	12.18-12.24	Ada juga terkhususnya gambar gambar itu yang "Should".
Researcher	12.24-12.36	Tapi setiap nomor itu ibu ada setiap chapter di dalam? Setiap chapter di ambil? Misalnya chapter satukan fill the foam, misalnya berapa soal dibuat dari "fill the form".
Teacher	12.36-12.43	Kalau itu kayak kemarin kelima chapter terus haruspi 35 nomor berarti. Jadi 7 nomor per-chapter.
Researcher	12.43-12.46	Oh dikasi sama rataji di bu.
Teacher	12.46-12.55	Iya, kukasi begitu bisa tonji kapang yang mau berapa-berapa tapi..
Researcher	12.55-12.57	lebih bagusji di kasi sama.
Teacher	12.57-12.58	Adil ka' ini hahha.
Researcher	12.58-13.00	Kalau begitu terima kasih banyak ibu atas waktunya.
Teacher	13.00-13.03	Iya sama-sama.



UNIVERSITAS ISLAM NEGERI
ALAUDDIN
 MAKASSAR

APPENDIX IV

SILABUS PEMBELAJARAN

Madrasah : MA Madani Alauddin

Kelas/ semester : X / Genap

Mata Pelajaran : Bahasa & Sastra Inggris Lintas Minat

Kompetensi :

Kompetensi Sikap Spiritual dan Sikap Sosial dicapai melalui pembelajaran tidak langsung (*indirect teaching*) pada pembelajaran Kompetensi Pengetahuan dan Kompetensi Keterampilan melalui keteladanan, pembiasaan, dan budaya sekolah dengan memperhatikan karakteristik mata pelajaran serta kebutuhan dan kondisi peserta didik.

Penumbuhan dan pengembangan Kompetensi Sikap dilakukan sepanjang proses pembelajaran berlangsung dan dapat digunakan sebagai pertimbangan guru dalam mengembangkan karakter peserta didik lebih lanjut.

No	Kompetensi Dasar	Materi Pokok	Kegiatan Pembelajaran	Alokasi Waktu	Penilaian	Sumber Belajar
3	3.8 Membedakan fungsi sosial, struktur teks, dan unsur kebahasaan beberapa teks <i>report</i> lisan dan tulis dengan memberi dan meminta informasi terkait teknologi yang tercakup dalam mata pelajaran lain di Kelas X sesuai dengan konteks penggunaannya 4.8 Teks <i>report</i>	<ul style="list-style-type: none"> <i>Fungsi sosial</i> Memperoleh gambaran umum tentang hal yang terkait teknologi secara objektif dan ilmiah. <i>Struktur teks</i> Struktur teks mencakup <ul style="list-style-type: none"> Menyebutkan jenis atau definisi obyek yang dipaparkan. Deskripsi obyek termasuk nama, bagian-bagian, sifat 	<ul style="list-style-type: none"> Menyimak guru membacakan beberapa teks <i>report</i> tentang teknologi yang tercakup dalam mata pelajaran lain di Kelas X. Menirukan guru membaca teks tersebut secara bermakna, dengan intonasi, ucapan, dan tekanan kata yang benar. Bertanya dan mempertanyakan tentang 	12 JP	<ul style="list-style-type: none"> Observasi Tertulis Lisan Unjuk kerja/proyek berupa video 	

4.8.1	Menangkap makna secara kontekstual terkait fungsi sosial, struktur teks, dan unsur kebahasaan teks <i>report</i> lisan dan tulis, terkait teknologi yang tercakup dalam mata pelajaran lain di Kelas X	dan perilaku yang umum ditemukan/ dilihat. <ul style="list-style-type: none"> • <i>Unsur kebahasaan</i> <ul style="list-style-type: none"> - Kosakata tentang teknologi yang diamati: banyak peristilahan ilmiah - Kata kerja keadaan <i>be, have, look, need, breed</i>, dll., dalam <i>Simple Present Tense</i>, atau <i>Simple Past Tense</i> jika sudah punah atau tidak ada lagi - Ucapan, tekanan kata, intonasi, ejaan dan tanda baca - Tulisan tangan • <i>Topik</i> Teknologi terkait dengan mata pelajaran lain di Kelas X, yang dapat menumbuhkan perilaku yang termuat dalam KI 	fungsi sosial, struktur teks, dan unsur kebahasaan yang diuraikan dalam teks tersebut. <ul style="list-style-type: none"> • Membaca dan mendiskusikan contoh tabel analisis isi teks yang sedang dipelajari. • Membahas cara mempresentasikan hasil analisis tersebut. • Mempresentasikan hasil analisis secara lisan dalam kelompok masing-masing. • Membaca dan menganalisis fungsi sosial, struktur teks, dan unsur kebahasaan beberapa teks <i>report</i> dari sumber lain. • Mempresentasikan hasil analisis secara lisan di depan kelompok lain. • Menuliskan <i>report</i> tentang teknologi yang tercakup dalam mata pelajaran lain di Kelas X secara kontekstual. • Melaporkan secara lisan mengenai teks <i>report</i> 		
-------	--	---	--	--	--

			tentang teknologi yang tercakup dalam mata pelajaran lain di Kelas X. <ul style="list-style-type: none"> • Melakukan refleksi tentang proses dan hasil belajarnya. 		
--	--	--	--	--	--

APPENDIX V

RENCANA PROGRAM PEMBELAJARAN (RPP)

Nama Madrasah : MA Madani Alauddin
Mata Pelajaran : Bahasa Inggris Lintas Minat
Kelas / semester : X / genap
Materi Pokok : Penemuan dalam bidang teknologi (unsure kebahasaan simple present)
Tahun Pelajaran : 2020/2021
Alokasi Waktu : 12 x JP @25 menit (4 x pertemuan)

A. TUJUAN PEMBELAJARAN

Setelah mengikuti pembelajaran siswa terampil menerapkan fungsi sosial, struktur teks, dan unsur kebahasaan teks interaksi transaksional lisan dan tulis yang melibatkan tindakan memberi dan meminta informasi terkait penemuan-penemuan terbaru dalam bidang teknologi.

B. KEGIATAN PEMBELAJARAN

a. Kegiatan Pendahuluan

- Guru menyapa peserta didik dengan menuliskan salam di beranda WA atau E-Learning dan siswa menjawab
- Berdoa bersama
- Guru mempersilahkan siswa mengisi daftar hadir melalui link yang dibagikan di beranda WA atau E-learning
- Guru memberikan motivasi kepada peserta didik terkait formulir dan isian

- Guru mengirimkan Link materi pembelajaran berupa video dan dokumen tentang materi melalui beranda WA atau E-Learning

b. Kegiatan Inti

Kegiatan Literasi	Siswa diberi motivasi dan panduan mengamati materi berupa video pembelajaran tentang penemuan dalam bidang teknologi
Critical Thinking	Siswa diberi kesempatan menyebutkan inventor dan temuannya/
Collaboration	Guru memberi siswa waktu untuk bertanya tentang penemuan terbaru dalam teknologi dan meminta siswa lain untuk menjawab bagi yang mampu
Communication	Siswa menyebutkan contoh -contoh penemuan dalam bidang teknologi serta manfaatnya
Creativity	Siswa bersama-sama dengan guru membuat kesimpulan tentang pelajaran serta menanyakan kembali hal-hal yang belum dipahami

c. Kegiatan Penutup

- Guru beserta siswa membuat kesimpulan pelajaran yang telah dilakukan
- Guru memberi penguatan terhadap materi yang sudah dipelajari dengan memberi penugasan dan menyampaikan pembelajaran selanjutnya serta diakhiri salam penutup

C. PENILAIAN (ASSESMENT)

- Penilaian Pengetahuan : berupa tes tertulis, pilihan ganda & tertulis uraian, tes lisan/ observasi terhadap diskusi tanya jawab dan percakapan serta penugasan
- Penilaian Keterampilan : berupa penilaian unjuk kerja, penilaian proyek, penilaian produk dan penilaian portopolio
- Penilaian Sikap : penilaian diri, penilaian antar teman dan jurnal sikap melalui google form.

Mengetahui,
Kepala MA Madani Alauddin

Gowa, 21 Juli 2021
Guru Mata Pelajaran

Zainal Alim, S.Si, S.Pd, M.Pkim
NIP.-

Mushlihah Akib
NIP. -

UNIVERSITAS ISLAM NEGERI
ALAUDDIN
M A K A S S A R

APPENDIX VI

KISI-KISI UJIAN BAHASA INGGRIS SEMESTER GASAL KELAS X TAHUN

PELAJARAN 2021/ 2022

Jenis sekolah	: MA Madani Alaudin Pao-Pao	Jumlah soal	: 15
Mata pelajaran	: Bahasa Inggris	Bentuk soal/tes	: Pilihan Ganda (PG) dan Essay
Kurikulum	: 2013 (K13)	Penyusun	: Makrifat N' mah
Kelas	: X (Sepuluh)	Alokasi waktu	: 90 menit

No	Standar Kompetensi	Kompetensi Dasar	Indikator Soal	Materi Pokok	Nomor Soal
1	Memahami makna teks tulis fungsional pendek dan esai sederhana berbentuk report text dalam konteks kehidupan sehari-hari	1.1 . Membedakan fungsi sosial, struktur teks, dan unsur kebahasaan beberapa teks <i>report</i> lisan dan tulis dengan memberi dan meminta informasi terkait teknologi yang tercapak dalam mata pelajaran lain di Kelas X sesuai dengan konteks penggunaannya.	<ul style="list-style-type: none"> Dapat menganalisis fungsi sosial serta tujuan dan report text yang disediakan Dapat mengetahui ide pokok yang didapatkan setelah membaca teks report yang tersedia. Dapat mengidentifikasi struktur teks dalam teks report terkait teknologi Dapat menggunakan simple present yang tepat dalam membuat teks report mengenai teknologi Dapat menggunakan verb to describe factual report Dapat mengumpulkan informasi yang didapatkan pada teks report 	<p>Report text mengenai gambaran umum tentang hal yang terkait teknologi secara objektif dan ilmiah</p> <p>Teks report berisi informasi yang detail mengenai teknologi.</p> <p>Teks report terkait teknologi dengan struktur yang lengkap</p> <p>Penggunaan simple present pada teks report mengenai teknologi</p> <p>Penggunaan verb pada teks report mengenai teknologi</p> <p>Informasi tentang teks report</p>	<p>1, 2 (PG)</p> <p>10 (PG)</p> <p>3 (ESSAY)</p> <p>2, 4 (ESSAY)</p> <p>6 (PG)</p> <p>3, 4, 5, 7, 8, 9 (PG) 1, 5 (ESSAY)</p>

APPENDIX VII

CHAPTER 8 “INVENTIONS MAKE LIFE EASIER”

1. In general, this invention is also called an airplane, its weighs heavier than air. It has right fins and left fins on the wings of the aircraft. It also has fan-like vents to make the aircraft to run, and can fly by its own power. It can be conclude, that this image include. . . .
- a. **Invention that take us from the place to place**
 - b. Invention that help our health
 - c. Invention that help us in communicate with each other
 - d. Invention that entertain us
 - e. Invention that make life difficult



2. This invention is square. It has thick and dimensional glass. It also produces for moving images along with sound, both monochrome and color. It can be conclude, that this image include. . . .
- a. Invention that help our health
 - b. Invention that help us in communicate with each other
 - c. **Invention that entertain us**
 - d. Invention that make life easier
 - e. Invention that take us from the place to place



3. A telegraph is a machine that is used for transmitting messages in the form of electrical impulses, which can be converted into data. The message which is sent by a telegraph is called a telegram or cablegram. Telegraphy was a major mode of communication from the middle of the 1800s until the 1900s. Nowadays, people don't use it anymore, because inventions like telephones and internet are faster than the telegraph.



Which one is NOT mention in the passage

- a. Telegram is a term used by telegraphs to send messages
- b. Messages sent can be changed to data
- c. The telegraph aims to transmit messages in the messages in the form of electrical stimulants
- d. **Telegraph speed is the same as telephone**
- e. The telegraph is a technological tool for sending messages

4. Read the text carefully.

A dishwasher is a device that can easily be found in restaurants and private homes. It is very useful because it helps people clean dishes and eating-utensils.

In 1887, Josephine Cochrane invented the first dishwasher. She made the machine because her servants often broke her lovely ceramic dishes. Since then dishwashers have been continuously improved until today. Modern dishwashers are made of stainless steel and consist of a front drawing-door for loading dishes, a wire rack for the dirty crockery, a rotating sprayer and a drying element. The standard width and depth is 60 cm or 24 inches in Europe and in the US.



Dishwashers clean the dirt from the dishes by spraying hot water, typically between 55 and 75°C. The water is mixed with detergent. Then the mixture is pumped by rotating spray arms which spray it onto the dishes. When the washing process finishes, the water is drained and more hot water is pumped in for a rinsing process. The final process is to heat the dishes to dry them. The whole process needs 15 to 20 minutes.


According to the passage, why did Josephine Cochrane make a dishwasher?

- a. She made it because her servant just a little couldn't finish quickly
- b. **She made it because every time her servant washed the dishes, something broke**
- c. She made the machine because her servant's way of washing dishes was not clean
- d. She made the machine because the servant's work was disappointed
- e. She made it because she wanted to reduce the burden on her servants



Questions 5-6 refer to the following passage

The invention of the phonograph happened quite by accident. Thomas Edison moved to Menlo Park, New Jersey, in 1876, where he established an industrial research laboratory. There Edison worked on a carbon telephone transmitter to improve the existing Bell system. In that laboratory a year later Edison invented the phonograph while trying to improve a telegraph repeater. He attached a telephone diaphragm to the needle in the telegraph repeater to produce a recording that could be played back. After some improvements to the machine, he recited "Mary Had a Little Lamb" and played the recognizable reproduction 10 of his voice back to an astonished audience.



M A K A S S A R

5. According to the passage, The best title that can be used is....
- Thomas Edison's Many Inventions
 - Improvements in the Telephone and Telegraph
 - The History of Menlo Park
 - A Surprise Invention
 - The History of Phonograph**
6. According to the passage, we know that the invention of the phonograph is ...
- Was quite unplanned**
 - Was Edison's principal project
 - Was surprising to no one
 - Took many years
 - Was much awaited

Questions 7-8 refer to the following passage

Ultralight Airplanes



An ultralight airplane is very different from a conventional airplane. It looks like a lawn chair with wings, weighs no more than 254 pounds, flies up to 60 miles an hour, and carries about 5 gallons of fuel. Most ultralights are sold as kits and take about 40 hours to assemble. Flying an ultralight airplane is so easy that a pilot with no experience can fly one. Accidents are rarely fatal or even serious because of the ultralight lands so slowly and gently and carry very little fuel. Some models now have parachutes attached, while others have parachute packs which pilots can wear.

M A K A S S A R

7. According to the passage, it can be conclude that the pilots . . .
- prefer to fly with ultralights rather than with regular aircraft.
 - can weigh up to 250 pounds, depending on the model of the ultralight airplane.
 - don't think that their ultralight airplanes are simple to use.
 - are reluctant to put their ultralights together.
 - don't need a special training to fly an ultralight airplane.**
8. We learn from the passage that an ultralight airplane . . .
- provides the only opportunity to fly affordably.
 - doesn't fly very well if it weighs less than 254 pounds.**
 - is inexpensive but difficult to fly.
 - can be put together in a short time.
 - is only permitted to be used for private recreational flying.



9. Read the text carefully.

Many people depend on Radio for news of what is happening around the world. Radio gives people enjoyment. Sometimes they want background music. At other times they listen carefully to their favorite singer.

Radio was used first to communicate with ship at sea. This is still an important use. Because of radio, ship can communicate with other ships, and when necessary, call for help. The airplane uses radio to communicate with the ground.

Two-way radios are used by most police headquarters to communicate with patrol cars. Many taxi companies use two-way radios to tell their drivers where passengers are waiting. Short distance messages can be sent on walkie-talkie – a two-way radio set that is sometimes used by campers and hunters to keep track of one another. Radio is also used for radiotelephone without wires. These are used on boats, trains, and airplanes. Villagers far away from power lines are sometimes supplied with radiotelephones.

Which one is NOT mention in the passage . . .

- Radio as a means of entertaining some people
- Radio can be used as a communication tool
- Radio is needed for land, sea and air travel
- Radio has only one direction**
- Radio is also used as a tracking device



10. Read the carefully.

Computers are machine that handle information automatically. They can perform calculations and process data. Computers can work with numbers to solve problems in a few seconds. Computers can remember a great deal of information. That is why computers are widely used in places, such as banks, offices, and companies.



Computers work like calculators. But most calculators can do only one thing at a time. We tell them to do by pressing various buttons. To do the same work, we can give a series of instructions to a computer. We call this a computer program. If we set up a program, the computer can provide a program, the computer can do all this work automatically without further help or instruction.

A computer stores and handles numbers. The numbers may be mathematical formulas or columns of figures. The numbers may also be codes that stand for letters of the alphabet, words, or instructions to the computer.

The main idea according to the text above . . .

- a. A computer is a device used to process data
- b. Computers handle information directly**
- c. Computer stores a lot of data
- d. The computer provides the program automatically
- e. Computers can solve problems

ESSAY

Plasma Tv



A plasma display panel (PDP) is a type of display that is commonly found in large TVs (30 inches or larger). The word plasma refers to ionized gases that are electrically charged to produce an illuminated screen.

Plasma displays wide a color gamut that can produce high resolution pictures. Scientists believe that the pictures are mostly the same as the real thing. Plasma can be applied on fairly large size screens- up to 3.8 metres diagonally. The plasma panel is about 6 cm thick. It is reported that plasma TV has lower black room, (unilluminated parts), than LCD screens.

The plasma TV consumes power differently for different scenes. Bright scenes consume more power than the darker ones. The plasma that illuminates the screen might reach a temperature of 1200°C. When the screen cracks, the temperature of the plasma will directly decrease, to avoid fire and human injury. Normally, the plasma TV may consume 400 watts for 30 inches screen and 310 watts for 50 inches.

The lifetime of the plasma TV might reach 100,000 hours or 27 years if used 10 hours per day. It is the reason why TV plasma is efficient.

1. According to the passage, elaborate your opinion about the differences of Plasma Tv and LCD Tv.
2. Identify the language elements of that passage above.
3. Analyze this picture below by using your own opinion.



Dishwasher



A dishwasher is a device that can easily be found in restaurants and private homes. It is very useful because it helps people clean dishes and eating-utensils.

In 1887, Josephine Cochrane invented the first dishwasher. She made the machine because her servants often broke her lovely ceramic dishes. Since then dishwashers have been continuously improved until today. Modern dishwashers are made of stainless steel and consist of a front drawing-door for loading dishes, a wire rack for the dirty crockery, a rotating sprayer and a drying element. The standard width and depth is 60 cm or 24 inches in Europe and in the US.

Dishwashers clean the dirt from the dishes by spraying hot water, typically between 55 and 75°C. The water is mixed with detergent. Then the mixture is pumped by rotating spray arms which spray it onto the dishes. When the washing process finishes, the water is drained and more hot water is pumped in for a rinsing process. The final process is to heat the dishes to dry them. The whole process needs 15 to 20 minutes.

4. Identify the language elements of that passage above.
5. Retell briefly about the passage above.

APPENDIX VIII

1. Hasil Validasi Butir Soal Hots

Nomor Item	Aspek yang Dinilai	Penilaian Validator	
		Validation 1	Validation 2
MATERI SOAL YANG DISAJIKAN			
1.	Keterkaitan antara soal dengan indikator soal	3	4
2.	Keterkaitan soal dengan tingkat perkembangan intelektual peserta didik	3	4
3.	Soal bervariasi sesuai dengan tingkatan kognitif	3	4
Rata-rata		3	5,3
KONSTRUKSI			
1.	Pertanyaan pada soal dinyatakan dengan jelas	3	4
Rata-rata		3	4
BAHASA			
1.	Menggunakan kalimat yang komunikatif	3	3
2.	Menggunakan bahasa yang sesuai dengan kaidah bahasan Indonesia yang benar	3	3
3.	Menggunakan bahasa yang sederhana dan mudah dimengerti	3	3
4.	Kalimat dalam setiap item soal tidak menimbulkan penafsiran ganda	3	3
Rata-rata		3	3
SAMPUL BANK SOAL			
1	Menggunakan desain sampul yang menarik	3	3
Rata-rata		3	3

2. Analisis Hasil Validasi Butir Soal

a. Materi yang diujikan

$$\begin{aligned}\overline{A_l} &= \frac{\sum_{j=1}^n \overline{K_{lj}}}{n} \\ &= \frac{3+5,3}{2} \\ &= 5,65\end{aligned}$$

b. Konstruksi

$$\begin{aligned}\overline{A_l} &= \frac{\sum_{j=1}^n \overline{K_{lj}}}{n} \\ &= \frac{3+4}{2} \\ &= 3,5\end{aligned}$$

c. Bahasa

$$\begin{aligned}\overline{A_l} &= \frac{\sum_{j=1}^n \overline{K_{lj}}}{n} \\ &= \frac{3+3}{2} \\ &= 3\end{aligned}$$

d. Sampul bank soal

$$\begin{aligned}\overline{A_l} &= \frac{\sum_{j=1}^n \overline{K_{lj}}}{n} \\ &= \frac{3+3}{2} \\ &= 3\end{aligned}$$

Rata-rata hasil penilaian validator

$$\begin{aligned}\overline{V_a} &= \frac{\sum_{j=1}^n \overline{A_l}}{n} \\ &= \frac{5,65+3,5+3+3}{4} \\ &= \frac{15,15}{4} \\ &= 3,7\end{aligned}$$

3. Deskripsi Hasil Validasi Soal Hots

Aspek Penilaian	Hasil Penilaian	Kategori
Materi yang disajikan	5,65	Sangat valid
Konstruksi	3,5	Sangat valid
Bahasa	3	Valid
Sampul bank soal	3	Valid
Rata-Rata	3,7	Sangat valid

APPENDIX IX

STUDENT RESULTS

MULTIPLE CHOICE

No.	Name	Soal										Skor
1.	AMS	0	1	0	0	0	0	0	0	0	0	1
2.	NFR	1	0	0	0	0	0	0	0	1	0	2
3.	CS	0	0	1	0	0	0	1	1	0	0	3
4.	NA	1	0	1	1	1	1	0	0	1	1	7
5.	ALN	1	1	1	1	0	1	1	1	0	1	8
6.	NAD	1	1	1	1	0	1	1	1	1	1	9
7.	LFP	1	1	0	1	1	1	1	1	1	1	9
8.	AMN	1	1	1	1	1	1	1	1	1	1	10
9.	FNIC	1	1	1	1	1	1	1	1	1	1	10
10.	ZUH	1	1	1	1	1	1	1	1	1	1	10
11.	KAT	1	1	1	1	1	1	1	1	1	1	10
12.	AM	1	1	1	1	1	1	1	1	1	1	10
13.	NJ	1	1	1	1	1	1	1	1	1	1	10
14.	MSF	1	1	1	1	1	1	1	1	1	1	10
15.	MFA	1	1	1	1	1	1	1	1	1	1	10

16.	ATM	1	1	1	1	1	1	1	1	1	1	10
17.	NZ	1	1	1	1	1	1	1	1	1	1	10
18.	AA	1	1	1	1	1	1	1	1	1	1	10
19.	MAAA	1	1	1	1	1	1	1	1	1	1	10
20.	NDNF	1	1	1	1	1	1	1	1	1	1	10

ESSAY

No	Name	Soal					Skor
1.	AMS	3	3	3	3	2	12
2.	NFR	3	2	3	3	3	11
3.	CS	3	3	2	3	3	11
4.	NA	3	2	3	3	2	11
5.	ALN	3	3	3	2	2	11
6.	NAD	3	3	2	3	3	11
7.	LFP	3	2	3	3	3	11
8.	AMN	3	3	2	3	2	11
9.	FNIC	3	3	2	3	3	11
10.	ZUH	3	3	2	3	3	11
11.	KAT	3	3	2	2	3	10
12.	AM	1	3	3	3	2	10

13.	NJ	2	3	3	2	3	10
14.	MSF	3	3	1	3	3	10
15.	MFA	3	2	3	2	3	10
16.	ATM	2	2	3	3	3	10
17.	NZ	2	3	3	2	3	10
18.	AA	2	3	2	1	2	8
19.	MAAA	2	1	1	2	2	6
20.	NDNF	1	1	1	1	1	4

Validation Trial Results

Multiple Choice

No	Nilai r_{hitung}	Nilai r_{tabel}	Kategori
1	0,757	0,444	Valid
2	0,653	0,444	Valid
3	0,653	0,444	Valid
4	0,953	0,444	Valid
5	0,774	0,444	Valid
6	0,953	0,444	Valid
7	0,753	0,444	Valid
8	0,643	0,444	Valid

9	0,653	0,444	Valid
10	0,953	0,444	Valid

Essay

No	Nilai r_{hitung}	Nilai r_{tabel}	Kategori
1	0,706	0,444	Valid
2	0,666	0,444	Valid
3	0,606	0,444	Valid
4	0,743	0,444	Valid
5	0,573	0,444	Valid

CURRICULUM VITAE



The researcher, Makrifatul Ni'mah was born in Bulukumba on 15th April 1999, South Sulawesi. She was the first daughter of two siblings from Ismulianto and Warniati, S.Pd.I. She started her education from elementary school at SD Negeri 266 Toroliya in 2005-2011. Then she continued her study to junior high school at SMP Negeri 2 Bulukumba 2011-2014. And she continued her study to senior high school at SMA Negeri 8 Bulukumba in 2014-2017. After graduated from senior high school, she continued her study at Alauddin State Islamic University of Makassar, Tarbiyah and Teaching Faculty with the major focus on was English Education Department in academic year 2017. She was also one of the Agents of English Youth Community Makassar (E-YouC).

UNIVERSITAS ISLAM NEGERI
ALAUDDIN
M A K A S S A R