


**THE EFFECT OF USING FLASHCARDS MEDIA TO INCREASE  
VOCABULARY SIZE FOR THE SECOND GRADE STUDENTS AT MTS  
MADANI ALAUDDIN**



**A Thesis**

**Submitted in Partial Fulfillment of the Requirements for the Degree of  
Sarjana Pendidikan (S.Pd) of English Education Department  
Tarbiyah and Teaching Science Faculty  
Alauddin State Islamic University  
of Makassar**

**By:**

**Siti Hardiyanti Pratiwi**

**Reg. Number: 20400117003**

**ENGLISH EDUCATION DEPARTMENT  
TARBIYAH AND TEACHING SCIENCE FACULTY  
ALAUDDIN STATE ISLAMIC UNIVERSITY OF MAKASSAR**

**2021**

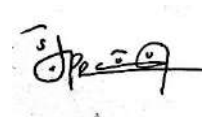
## PERNYATAAN KEASLIAN SKRIPSI

Mahasiswa yang bertanda tangan dibawah ini:

Nama : Siti Hardiyanti Pratiwi  
Nim : 20400117003  
Tempat/Tgl.Lahir : Pangkep, 27-Juli-1999  
Jur/Prodi/Konsentrasi : Pendidikan Bahasa Inggris  
Fakultas/Program : Tarbiyah dan Keguruan  
Alamat : Perumahan Paccinongan Harapan PA15/15  
Judul : *The Effect of Using Flashcards Media to Increase Vocabulary Size for the Second Grade Students at Mts Madani Alauddin*

Menyatakan bahwa skripsi ini benar adalah hasil karya penyusun sendiri. Jika dikemudian hari terbukti bahwa ia merupakan duplikasi, tiruan, atau dibuat oleh orang lain sebagian atau seluruhnya, maka skripsi dan gelar yang diperoleh karenanya dinyatakan batal demi hukum.

Gowa, 24 Januari 2022  
Penyusun,



**Siti Hardiyanti Pratiwi**

**NIM: 20400117003**

### PERSETUJUAN PEMBIMBING

Pembimbing penulisan skripsi saudara Siti Hardiyanti Pratiwi, NIM: 20400117003, mahasiswi Jurusan Pendidikan Bahasa Inggris pada Fakultas Tarbiyah dan Keguruan, UIN Alauddin Makassar, setelah menimbang dan mengoreksi secara seksama skripsi yang bersangkutan dengan judul *“The Effect of Using Flashcards Media to Increase Vocabulary Size for the second grade Students at MTs MADANI ALAUDDIN”* memandang bahwa skripsi tersebut telah memenuhi syarat-syarat ilmiah dan dapat disetujui untuk diajukan ke sidang Munaqasyah.


Demikian persetujuan ini diberikan untuk diproses lebih lanjut.

Gowa, 24 Januari 2022

Pembimbing I

Pembimbing II

  
Prof. Dr. Wahyuddin, M.Hum  
NIP. 19671231 199303 1030

  
Andi Asmayati, S.Pd., M.Pd  
NIDN. 2022028801

UNIVERSITAS ISLAM NEGERI  
**ALAUDDIN**  
M A K A S S A R

## PENGESAHAN SKRIPSI

Skripsi berjudul, "The Effect of Using Flashcards Media to Increase Vocabulary Size for The Second Grade Students at MTs Madani Alauddin" yang disusun oleh Siti Hardiyanti Pratiwi NIM 20400117003, mahasiswa Jurusan Pendidikan Bahasa Inggris, Fakultas Tarbiyah dan Keguruan UIN Alauddin Makassar, telah diuji dan dipertahankan dalam sidang Ujian Skripsi/Munaqasyah yang diselenggarakan pada hari Jum'at, tanggal 11 Februari 2022 M, bertepatan dengan 10 Rajab 1443 H., dinyatakan telah dapat diterima sebagai salah satu syarat untuk memperoleh gelar sarjana dalam Ilmu Pendidikan, Jurusan Pendidikan Bahasa Inggris dengan beberapa perbaikan.

Samata-Gowa, 11 Februari 2022 M  
10 Rajab 1443 H

### DEWAN PENGUJI: Nomor SK 168 Tahun 2022

Ketua : Prof. Hj. St. Azisah, M.Ed.St., Ph.D.  
Sekretaris : Dr. Sitti Nurpahmi, S.Pd., M.Pd.  
Munaqisy I : Dr. Kaharuddin, S.IP., M.Hum.  
Munaqisy II : Multazam Abubakar, M.Hum.  
Pembimbing I : Prof. Dr. Wahyuddin, M.Hum  
Pembimbing II : Andi Asmawati, S.Pd., M.Pd.

(.....)  
(.....)  
(.....)  
(.....)  
(.....)  
(.....)

Diketahui oleh:  
Dekan Fakultas Tarbiyah dan Keguruan  
UIN Alauddin Makassar



Dr. Marjuni, M.Pd.I.  
197810112005011006

## ACKNOWLEDGEMENT

سَمِ اللّٰهُ الرَّحْمٰنُ الرَّحِيْمُ

*In the name of Allah, Most Gracious, Most Merciful*

*Alhamdulillah Rabbil Alamin* , the researcher would like to express her deepest gratitude to the almighty Allah swt, the only provider, the most merciful who gives her guidance, inspiration, and good health for all time to conduct the writing of this thesis. Also, shalawat and salam are always delivered to our the great Prophet Muhammad saw who has brought us from the darkness to the lightness.

Therefore, the researcher would like to express the greatest thanks to all of those who have supported, advice, suggestion, and prayed for the researcher. The researcher appreciates beloved parents. They are **Alm. Ruslan** and **Darma** are lovely mother and father who always love, educate, support, and pray for the researcher's success. The greatest person in the researcher heart ever, the researcher beloved brother **Muhammad Askar Ashari**, who always give support and attention, the researcher proposed to express her gratitude and appreciation, especially to:

1. **Prof. Hamdan Juhanis, M.A., Ph.D.**, The Rector of Alauddin State Islamic University (UIN) of Makassar. The researcher is thankful for the words and policies during her education at UIN Alauddin Makassar.
2. **Prof. Dr. Mardan, M.Ag.**, The First Vice Rector of Alauddin State Islamic University (UIN) of Makassar.

3. **Prof. Dr. H. Wahyuddin, M.Hum.,** The Second Vice Rector of Alauddin State Islamic University (UIN) of Makassar
4. **Prof. Dr. Darussalam Syamsuddin, M.Ag.,** The Third Vice Rector of Alauddin State Islamic University (UIN) of Makassar.
5. **Dr. H. Kamaluddin Abunawas, M.Ag.,** The Fourth Vice Rector of Alauddin State Islamic University (UIN) of Makassar for the words and policies during the researcher pursued her education at UIN Alauddin Makassar.
6. **Dr. H. A. Marjuni, S.Ag., M.Pd.I.,** The Dean of Tarbiyah and Teaching Science Faculty of Alauddin State Islamic University (UIN) of Makassar.
7. **Dr. M. Sabir U, M.Ag.,** The Vice Dean of Academic Affairs of Tarbiyah and Teaching Science Faculty of Alauddin State Islamic University (UIN) of Makassar.
8. **Dr. M. Rusdi, M.Ag.,** The Vice Dean for General Administrative Affairs of Tarbiyah and Teaching Training Faculty of Alauddin State Islamic University (UIN) of Makassar.
9. **Dr. H. Ilyas, M.Pd., M.Si.,** The Vice Dean for The Students Affairs for their supports and kindness during the researcher continued her education at UIN Alauddin Makassar.
10. **Prof. Dra. Hj. St. Azisah, M.Ed.St., Ph.D.,** the Head of English Education Department, Tarbiyah and Teaching Training Faculty of Alauddin State Islamic University of Makassar.

11. **Dr. Sitti Nurpahmi, M.Pd.**, the Secretary of English Education Department, Tarbiyah and Teaching Training Faculty of Alauddin State Islamic University of Makassar.
12. The researcher's first consultant, **Dr. Wahyuddin, M.Hum** , who have helped, guided, and supported the researcher during writing of her thesis.
13. The researcher's second consultant, **Andi Asmawati S.Pd., M.Pd.** who has helped, guided, and supported the researcher during writing of her thesis.
14. **Dr. Kaharuddin, S.IP., M.Hum.** as the first examiner who has examined and directed the researcher during writing of her thesis.
15. **Multazam Abubakar, M.Hum.** as the second examiner who has examined and directed the researcher during writing of her thesis.
16. The researcher's beloved family in English Education Department, PBI Academic Year 2017 especially the researcher chairman of PBI 1.2 **Muhammad Wiranto** that also supports and many help the researcher during completing the thesis.
17. **The Second Grade Students class VIII A at MTs Madani Alauddin** big thanks for your participation as the respondents in this research.

The researcher



**Siti Hardiyanti Pratiwi**  
**Reg Number: 2040011700**

## TABLE OF CONTENTS

<b>TITLE PAGE .....</b>	<b>i</b>
<b>PERNYATAAN KEASLIAN SKRIPSI .....</b>	<b>ii</b>
<b>PERSETUJUAN PEMBIMBING .....</b>	<b>iii</b>
<b>PENGESAHAN SKRIPSI.....</b>	<b>iv</b>
<b>ACKNOWLEDGEMENTS .....</b>	<b>v</b>
<b>TABLE OF CONTENTS .....</b>	<b>vii</b>
<b>LIST OF TABLES .....</b>	<b>x</b>
<b>LIST OF FIGURES .....</b>	<b>xi</b>
<b>ABSTRACT .....</b>	<b>xii</b>
<b>CHAPTER 1 INTRODUCTION</b>	
A. Background .....	1
B. Research Problem .....	3
C. Research Objective .....	4
D. Research Significances .....	4
E. Research Scope .....	5
F. Operational Definition of Terms.....	5
<b>CHAPTER II REVIEW OF RELATED LITERATURE</b>	
A. Literature Review .....	7
B. Some pertinent ideas .....	10
C. Theoretical Framework .....	25
D. Hypothesis.....	26
<b>CHAPTER III RESEARCH METHOD</b>	
A. Research Methodology .....	27
a. Research Design.....	28
b. Research Variable .....	29
B. Population and Sample.....	29
a. Population .....	29
b. Sample.....	29



C. Research Instrument.....	30
a. Vocabulary Size Test .....	30
b. Vocabulary Level Test .....	31
D. Data Collecting Procedure .....	32
E. Data Analysis Technique .....	35

#### **CHAPTER IV FINDING AND DISCUSSION**

A. <i>Using Flashcards media to increasing Vocabulary Size for the Second grade Students at Mts Madani Alauddin</i> .....	38
1. Lesson Plan .....	39
2. Teaching Materials of the Research .....	42
A. The Result of Students' Vocabulary Size Test .....	44
B. Assumption .....	52
C. T-test .....	53
B. <i>Using Vocabulary Level Test in Students' Vocabulary size</i> .....	55
C. <i>Limitation</i> .....	58

#### **CHAPTER V CONCLUSSION AND SUGGESTION**

A. Conclusion .....	59
B. Suggestion .....	59

<b>BIBLIOGRAPHY</b> .....	60
---------------------------	----



## LIST OF TABLES

Table 3.1: Classifying Students' Score.....	39
Table 4.1: The Result of Pre-test.....	40
Table 4.2: The Result of Post-Test.....	42
Table 4.3: Test Score Comparison Between Pre-Test and Post-Test.....	45
Table 4.4: The classification of the results in Pre-test and Post-test.....	45
Table 4.5: The Result of Vocabulary Level Test.....	47
Table 4.6: Test of Normality.....	48
Table 4.7: One Sample T-Test .....	49



## LIST OF FIGURES

Figure 2.1: Theoretical Framework .....	26
Figure 4.1: Pretest Score Distribution and Frequency .....	41
Figure 4.2: Posttest Score Distribution and Frequency .....	43
Figure 4.3: The Comparison Between pre-test and post-test Scores Distribution	46
Figure 4.4: VLT Score Distribution and Frequency .....	47



## ABSTRACT

Name : **Siti Hardiyanti Pratiwi**  
Reg. Number : 20400117003  
Department : English Education Department  
Faculty : Education and Teacher Training Faculty  
Title : ***The Effect of Using Flashcards Media to Increase Vocabulary Size for the Second Grade Students at Mts Madani Alauddin***  
Consultant I : **Prof. Dr. Wahyuddin, M.Hum**  
Consultant II : **Andi Asmawati, S.Pd., M.Pd.**

---

This research aims to find out the effect of Flashcards media to increase vocabulary size for the second grade students at Mts Madani Alauddin. This research was conducted at Mts Madani Alauddin Regency in academic year 2021/2022. The researcher used the instrument to collect data Vocabulary Size Test and Vocabulary Level Test (VLT).

This research used quantitative data applied a pre-test and post-test group design, in this research the population were 145 students of the second grade at Mts Madani Alauddin. The sample were 20 Students of Class VIII A as an experimental class using the pre-experimental design method, type *one group pretest-posttest (single group initial test)*.

The research findings showed that the second grade of students at Mts Madani Alauddin obtained scores on the pre-test with a mean score of 50.5, which was classified as very poor. After giving treatment, they obtained a score with a mean score of 65.5, which was classified as fair. It means that there was a significant increase in students' vocabulary size using Flashcard media it was supported by the results of the one-sample T-Test where sig. (2-tailed)  $0.001 < 0.05$  has an effect in increasing students' vocabulary. Therefore  $H_0$  is rejected and  $H_1$  is accepted, apart from that the results of the vocabulary level test showed that the average student got a fair score. The result of the data analysis indicated that there was the improvement in the students' vocabulary size after being taught using Flashcard media.

**Keywords:** *Vocabulary Size, Flashcard media, Vocabulary Level Test*

## **CHAPTER I**

### **INTRODUCTION**

This chapter discusses the research background that leads to research problem, research objectives, research significances, research scope and definitions of operational variables.

#### ***A. Background***

Vocabulary as a major component of language learning has been the object of numerous studies each of which has its own contribution to the field. Vocabulary is a core component of language proficiency and provided many bases for how well students speak, listen, read, and write. Meanwhile, according to (Cameron, 2001), vocabulary is not only about learning words but is actually more than that. It's also about studying chunks and finding words in them. Vocabulary has important part like language skill in the entire language area, the significance in assessing vocabulary is the same as evaluating other skills.

This is in line with Schmitt opinion (Meyer & Schmitt, 2002). The opinion said that vocabulary is the important basic block of language. Therefore, it is reasonable in order to evaluated students' insight about vocabulary. Regarding to master a second language, vocabulary becomes an inseparable and fundamental part.

In addition, vocabulary is one of the important factors in teaching and learning language. teaching and learning language needed vocabulary. Vocabulary size is the number of words that a person knows. Having a sufficient vocabulary size would ease to master a language, and many scientific investigations show that

vocabulary size is a strong indicator of language ability. It is also seen the strong correlation with successful efforts in learning language skills such listening, writing, speaking, and reading. Native speakers' vocabulary sizes generally were measured by words taken from the large dictionary and non-native speakers are estimated through words from frequency list. Then to measure the student vocabulary size test needed. Vocabulary size test for predicted the students' vocabulary.

According to Izzura (2014) and Read (2000), there are some well know Vocabulary size tests that used around the words. one of them is vocabulary Level Test (VLT). The students of Junior High School still had general knowledge about vocabulary, some of them already know the basic in learning vocabulary. the first thing they had to master is vocabulary. The higher their vocabulary size, the easier it is to master other skills in English subjects, Therefore, students need to learn vocabulary well.

Based on preliminary research conducted on 26 august 2021, the researcher conducted the data from English teacher Mrs. Fatmawati and some students at Mts Madani. to identify the students' opinion about their vocabulary size which had increased or not so far. After conducting a preliminary study in the second grade students of MTs Madani alauddin who had study Vocabulary subjects. The question asked after studying English subjects was there an increase in their vocabulary or not? Obviously, for various reasons, one of which is the motivation in them to learn and like the teacher who teaches them in learning English. However, most of their answers are 'no'. one that is used was to use relevant

methods, meaning that teachers rarely used media in learning vocabulary because they only teach monotonously without using media, sometimes it is difficult for students to memorize and not applied in everyday life that's what makes it less effective in learning vocabulary.

The researcher chooses flashcard as her media, According to Cross (1991:119) Flashcard is a simple picture on a piece of card or paper, which is probably the most widely used visual aids in language teaching. It means that flashcard is one of media which can help the teacher to teaching English easily. Flashcard as visual aids is an interesting media that can helped the students memorize the words. According to Lado (1964:197) Flashcard was taken form word of 'flash' which means quickly, briefly, instantly, at once, and from the 'card' is piece of stiff paper or thin cardboard, as used for various purposes. It means that flashcard can be very helpful in increasing students' vocabulary and is effective to help students recall the words that have been learned.

Therefore, the researcher proposes Flashcard as a media to teach vocabulary size at Mts Madani Alauddin Gowa. On the other hand, students can get and understand the materials easily and it could be an interesting way in learning English especially vocabulary. Based on the reason started above, the researcher is interested to conduct experimental research entitled ***“The Effect of Using Flashcards Media to Increase Vocabulary Size for the Second Grade Students at Mts Madani Alauddin”***

### ***A. Research Questions***

Based on the background that has been explained previously, as for the research question in this study. “Is flashcards media able to increase Vocabulary size for the second grade students at Mts Madani Alauddin?”

### ***B. Research Objective***

Based on the research questions above, the purpose of this research is to find out whether learning English using flashcards media is effective or not to increase vocabulary size for the second grade students at Mts Madani Alauddin.

### ***C. Research Significances***

This research aims to:

#### **1. Theoretical Significance**

This research is to be a learning media that can make it easier for students to increase the vocabulary size, especially in English. And that researchers can provide benefits on how English learning with using flashcard media used as a teaching and learning media. So, the argument above is support by the theory contained in this research.

#### **2. Practical Significance**

In practical terms, this research provides the following benefits

##### **a. For students**

This research is to help students especially in learning English use flashcard as a media of learning in increasing the size of student’s vocabulary. It can make it easier for students to increase vocabulary size, especially in English.



b. For teachers

This research is to help teachers in teaching vocabulary to students, by utilizing English learning by using flashcards as a learning media. In addition, lecturers can also develop new strategies to make it easier for students to master new vocabulary.

**D. Research Scope**

Based on the background, this research aims to increase the vocabulary size of students, especially the Second grade students at Mts Madani Alauddin by using Flashcards as a learning media where we want to see the extent to which students can know the size of vocabulary. This research is not consistent with the success or failure of the results of this study, but only conducted trials, especially increase vocabulary size using Flashcards media as an English learning.

**E. Operational Definition of Key Terms**

The title of this research is “*The Effect of Using Flashcards Media to Increase Vocabulary Size for the Second Grade Students at Mts Madani Alauddin*”. In understanding the topic easily the researcher would like to give the operational definitions of terms to avoid misunderstanding in meaning.


1) Flashcard media

In this research, Flashcard is a cardboard consisting of a word, a sentence, or a simple picture on it. The researcher can present interesting pictures on the Flashcard to lead researcher performance better. Flashcard is a visual media that prioritized how the students can remember the vocabulary well. The student is shown a Flashcards with a picture, then asked to mention the English language

and the translation of the picture, then those who answer will be given a grade in accordance with what they get from the vocabulary they have memorize.

## 2) Vocabulary size

In this research, Vocabulary is one of the elements which would help students in terms of composing words and being able to memorize the words that is given by the researcher. Vocabulary size is the number of vocabularies that are known or mastered by language learners Vocabulary that will be given in the form of noun and verb which in general.



## **CHAPTER II**

### **LITERATURE REVIEW**

The chapter is divided into four main sections they are reviews of related research findings, pertinent ideas, theoretical framework and hypothesis. In this part, the researcher presents about some related information topic of the recent study, it is intended to provide some previous related research findings and pertinent ideas.

#### ***1. Some of Related Research Findings***

As the comparison of this research, here are some research findings conducted by some researchers related to this research, as following:

(Husnanissa & Faculty, 2020) conducted the research entitled “Measuring English Students Vocabulary Size at the First Semester of the Eighth Grade of SMPN 5 Bandar Lampung in the Academic Year of 2017/2018” based on descriptive quantitative research design and random samples because are the classes as the same. There are 3 classes, one class was used as a tryout, so this test is about two classes that would be taken as a source of samples, the researcher determined class A and B as a sample test, the total students were 76 students, in data collection the researcher uses the Students vocabulary test. After data collection, the researcher collects the test findings. and calculating the data on the vocabulary size of students with a high-frequency word list that appropriate for basic non-native learner of 0-500. Where the first 500 words mean less and the second 500 words mean standard, where the test results for class A get a score of 397 and class B with a score of 385, the total score is 782 words. With an average

of 391 words, by mastering 391 words then they can read well about 78% of the written English test for basic English learners.

Cahya. S. E (2019), conducted the research “The Study of Vocabulary size of Senior High School Students Who Participated In English Debated Competition.” Debate Competition and Vocabulary Size” to find out whether there was a significant difference in vocabulary size between the students who participated and those who did not participate in the English debate competition. This study uses an ex post facto design. An example of this research is 30 students from 3 different schools, namely SMAN 2 Kendari, SMAN 4 Kendari, and SMAN 5 Kendari. Students were divided into two groups consisting of 15 students. Researchers used the New Vocabulary Level Test (NVLTL) to collect data and analyze data using SPSS 16.0. The results showed that there was a significant difference in the average score of the total answers that could be answered automatically affecting their vocabulary count. The mean value of group 1 was 104 correct answers and was higher than group 2 which got an average value of only 82 correct answers. The significance value of sig(2-tailed) was 0.001, it was lower than 0.05 (sig(2-tailed) tail) < .). It can be said that the alternative hypothesis (H1) is accepted and shows significant differences in vocabulary size between students who participated in the English debate competition and did not participate, while the null hypothesis (H0) was automatically rejected.

Afriando, Sutarsyah, & Giting (2015) conducted the research “A Survey of English Vocabulary Size in Senior High School” This research is designed using quantitative research, the research applies a causal-comparative study for

vocabulary level tests, the basic causal-comparative approach is to begin with a noted difference between two groups and then to look for possible causal for, or consequences of this difference, Jack R Frankel (2006). This research used word definition matching format is used as the kind of the vocabulary level test, Sutarsyah (2006). The design of the test level is students, where at each level a score is given to compare the score profiles between public and private schools. The purpose of their research was to find out the English vocabulary size of students, in secondary schools located in Lampung and the difference in vocabulary size between public and private schools, as well as students majoring in sciences and social sciences students’.

In this research Using random sampling technique, the research sample includes State schools, as favorite public schools, are represented: SMAN 2 Bandar Lampung, SMAN 10 Bandar Lampung, SMAN 3 Bandar Lampung. State schools, as non-favorite public schools, are represented: SMAN 15 Bandar Lampung, SMAN 4 Bandar Lampung, SMAN 1 Bandar Lampung, Private schools, as favorite schools, are represented: SMA YP UNILA Bandar Lampung and SMA AL-Kautsar, Bandar Lampung. Private schools, as non-favorite schools, are represented by SMA Budaya Bandar Lampung and SMA Perintis Bandar Lampung. The results of this study indicate that there is a difference between the vocabulary size of students in senior high school, and the difference between the vocabulary size of students in public and private schools, as well as in the science and social department.

Based on previous research findings above, it can be concluded that Flashcard media has effect to increase students' vocabulary size. Besides that, the similarities and differences between in this research and previous research were focusing on examining vocabulary size. Which is to see how far students' vocabulary size increases. The journal above, also used VLT (vocabulary level test) to measure the extent to which vocabulary size increases. While the difference was in the media used, the media that the researcher use in this research is using flashcards media as a learning media the forms of vocabulary used include noun and verb.

## ***2. Some Pertinent Ideas***

### **a. Vocabulary**

#### **1) Definition of Vocabulary**

Vocabulary is a number of words which have a meaning. It is also one of the most important elements or aspects in learning a language. However, vocabulary is more complex than its definition suggests. The vocabulary plays an important role in the language learning. It can be seen from the advice that David Wilkins stated that without grammar, it would be very hard to convey, without vocabulary nothing can be conveyed. It means that if the students spend most of the time in learning the grammar, their English will have progress, but it will improve a lot if they start to learn a vocabulary or words (Thornbury, 2002).

According to syah, (1982), Vocabulary is the treasury of the words, that is a list and a number of words which we have known. Next, Douglas, (2000) states that knowledge of Vocabulary is one of the most important aspects that includes in language knowledge, that means vocabulary is very important thing for

everybody who learn languages, it is obvious that vocabulary is one of the most important aspects of foreign language learning (Jack C., 2001). According to Penny Ur, (1991) Vocabulary is as the words we teach in the foreign language.

Based on the definitions above, it shows that vocabulary is a meaningful word where a language cannot have a function in communication without its existence. For that reason, Vocabulary is important in learning a language especially as a foreign language for students.

## 2) Kinds of Vocabulary

There are many classifications made by the experts in language area about the types of vocabulary. Syah and Enong, (1982) divided vocabulary into two parts, namely: general vocabulary and special vocabulary. The general vocabulary is the words used in general; there is no limit of field or user, general in meaning and use. Whereas special vocabulary, is the words used in the certain field or job, profession or special science and technology. For example: politicians, journalist and lawyers.

Haycraft, (1978:44) divides two kinds of vocabulary. There are active and passive vocabularies.

- a) Active vocabulary is the words that the students can understand, pronounce correctly and use constructively in speaking and writing.
- b) Passive vocabulary is words that the students recognize and understand when they occur in context, but which learners cannot produce correctly themselves.

Nation, (1990:5) also mentions two kinds of vocabulary learning. They are receptive learning and productive learning.

Fries, (1945) says vocabulary is of two, namely: Function and content words.

- a) The function word is a closed class. We cannot add to the preposition or auxiliaries or modals or any structure words of the language.
- b) Bonomo, (1973) stated that the content words, on the other hand, can be added to any times as scientific advanced make new words and communication about new inventions necessary.

The content words can be divided into three general classes.

- a) Words naming things, ideas, entitles, that we might call them nouns
- b) Words naming actions called verb
- c) Words used to describe the qualities of those things or action called adjectives and adverbs (Charles C. Fries, 1945).

Usually, students in the class learn new vocabulary based on the topic which teacher give from the source book.

### 3) Technique of Teaching Vocabulary

There are many techniques in teaching new vocabulary. Teacher and students should cooperate to make their class live. According to Allen, (1983) said that the techniques which can encourage students to use new vocabulary through such activities as the following:

- a) Guessing games in which members of the class are identified by location and by clothing.
- b) Actions that are performed in response to commands.
- c) Drawing of pictures by students to match English description.
- d) Discussion of pictures drawn by member of the class.



In teaching vocabulary, teacher has to have an interesting and enjoyable way in which the students can easily learn new vocabulary without forcing to remember them. By using games, pictures, discussion, commands, and the other interesting ways, the goal of teaching and learning process can be achieved.

#### **b. Vocabulary size**

Vocabulary size is a test of vocabulary measure how many words a learner knows. It is designed to measure both first language and second language learners' written receptive vocabulary size in English. Furthermore, Vocabulary size refers to the degree of learners' vocabulary in short, vocabulary size is the breadth of vocabulary knowledge. It can simply be regarded as the number of words that a person knows.

Nation (2000) says that "the goal of vocabulary size to estimate how many more common words they know are based on a test of their knowledge of a sample from items from a word frequency list, while Shahov (2012) argues" valuable insights have been gained from receptive test and it is possible to estimate and predict the amount of learners' vocabulary size using the Vocabulary Size Test (VST). According to Nation (2008) classifies vocabulary frequencies into four categories based on how often occurs in language, first, that is High-frequency words are the highest word frequencies and are used in all types of language usage and can be used in formal or informal situations, written and spoken texts such as newspapers, novels, and academic texts.

##### **1). Definition of Noun**

Noun is the most important parts of speech. It takes the main role in every sentence. Greenbaum and Quirk (2003: 266) mention that noun is a word other than a pronoun that belongs to the word-class that inflect for plural, and that can function as subject or object in a sentence, can be preceded by articles and adjectives, and can be the object of preposition.

Frank (1972: 6) states that noun is one of the most important parts of speech. Its arrangement with the verb helps to form the sentence core which is essential to every complete sentence. In addition, it may function as the chief or head word in many structures of modification. According to Hornby (1987: 574) noun is word which can function as the subject or object a verb or the object of preposition.

From the meanings of noun above, the researcher concludes that noun is a word which is a core in every sentence and has many functions such as the subject or object of a verb or object of preposition.

## 2) Kinds of Noun

According to Frank (1987: 6) nouns are classified into four kinds:

a). Proper Nouns A proper noun begins with a capital letter in writing. It includes; 1) Personal names

2) Names of geographic units such as countries, cities, rivers, etc.

3) Name of nationalities and religions

4) Names of holydays

5) Names of time unit

6) Words used for personification – a thing or abstraction treated as a person.

b). Concrete or Abstract Nouns

A concrete noun is a word for physical object that can be perceived by the sense – we can see, touch, smell the object (flower, girl). Abstract noun is a word for concept – it is an idea that exist in our mind only (beauty, justice, mankind).

#### c). Countable and Uncountable Nouns

According to Ribes and Meija (2008: 44) countable nouns are things we can count. We can make them plural. Moreover, Bakshi (2000: 40) states that noun is generally divided into two categories: countable and uncountable. Countable nouns are those nouns which have singular and plural forms. Thus, from the previous explanation, the writer concludes that countable nouns are nouns which can count and has two forms, those are plural and singular.

Meanwhile, Ribes and Meija (2008: 44) mention that uncountable nouns are things we cannot use a/an before uncountable noun; in this case you have to use, the, some, any, much, this, his, etc., leave the uncountable noun alone, without the articles. Furthermore, Bakshi (2000: 40) says that there are certain nouns which refer to general things like material, mass, a quality or an abstract idea. Such nouns are called uncountable noun. Moreover, Murphy and Smalzer (2000: 132) state that uncountable nouns are things we cannot count. We cannot say —one rice, two rice, etc. From the statements above, the writer summarizes that uncountable noun are things we cannot count because usually they are mess or abstract things.

#### d). Collocative Nouns

A collocative nouns is a word for a group of people, animals, or object considered as a single. Example of collocative nouns were audience, committee, class, crew, crowd, enemy, faculty, family, flock, folk, goverment, group, herd,

jury, majority, minority, nation, orchestra, press, public, team.

## 2. Definition of verb

According to (Hariyono, 2002) Verb is a word that indicates a job, action, behavior or activity. In general, every verb is needed in forming sentence because it is one of the most important elements in forming a sentence. The words of verb in English have the forms relevant to the time that they indicate.

In English itself, verbs are divided into three types, namely action verbs, modal verbs, and auxiliary verbs.

Verb is a word to indicate the action of the subject, showing the events or circumstances. Verb also divided into several kinds, there are:

- Transitive and Intransitive
- Regular and Irregular
- Action and Stative
- Finite and Non-Finite
- Linking Verb
- Causative
- Auxiliary Verb
- Subjunctive
- Indicative
- Verbal

### **c. Vocabulary level test**

The vocabulary level test was first coined by Nation (1983), and the latest version was made by Schmitt, Schmitt, & Clapham (2001). The Vocabulary Levels Test (VLT) is perhaps the most widely used measure of L2 lexical knowledge (Read, 2000). The Vocabulary Levels Test (Nation, 1983; Schmitt, Schmitt, & Clapham, 2001) indicates the word frequency level that should be used to select words for learning. VLT has been called the closest thing to a standard vocabulary test available. It is a diagnostic test that can also be used to measure vocabulary size (Nation, 2008). As a diagnostic test, it is used to look at the students' current vocabulary level which can help the researcher decide what vocabulary level the students should focus on.

Vocabulary level test consists of two blocks, one on the left and one on the right, the left block consists of 6 words numbered 1 to 6 as answer choices, while the right block consists of 3 definitions with blanks, participants must choose the options available on the left based on the definition in the right block by putting the number of the selected word in the blank. The new forms consist of five levels measuring knowledge of vocabulary at the 1000, 2000, 3000, 4000, and 5000 levels. Items for the tests were sourced from Nation's (2012) BNC/COCA word lists. This study presents initial evidence supporting the validity of two new equivalent forms of the VLT. The updated VLT improves on earlier versions by measuring knowledge of the most important words in English: the first five 1000-word frequency levels from Nation's (2012) BNC/COCA word lists.

The Vocabulary Levels Test (VLT) is perhaps the most widely used measure of L2 lexical knowledge (Read, 2000). It was originally developed by Nation (1983) and then updated by Schmitt, Schmitt, & Clapham (2001) as a means to determine the extent to which test takers could recognize the form-meaning connections of words at four word frequency levels (2000, 3000, 5000, 10000) and an academic vocabulary level. The test can be done as a whole with students completing all levels, or it can be done with only individual levels. For example, it is probably only necessary to administer the 2000 word level to beginners since they are unlikely to have mastered any of the subsequent levels. The greatest value of the VLT is that it indicates at which word frequency level students should focus their learning. The VLT employs a matching format in which the participants are presented with 30 questions per level. The words are presented in 10 clusters of six words (three keys and three distractors) and three definitions at each level. The test taker's job is to write the correct item numbers beside their corresponding definitions.

The word family rather than the lemma was used as the unit of counting for several reasons. First, the rationale for counting words as families is that if someone knows a form of a word (e.g., *accuse* or *adventure*), they might be able to understand an unknown form when it is encountered (e.g., *accuser*, *accusation*, *accusingly*; *adventurer*, *adventurous*, *misadventures*) with relatively little effort. It is important to note that this argument may only hold true of receptive knowledge (understanding a derivation when it is encountered when reading or listening) rather than productive knowledge (producing an unknown derivation for a known

word). Second, the earlier versions of the VLT have been found to be effective diagnostic measures of vocabulary knowledge and all of the earlier forms have used the word family as the unit of counting. Thus, based on earlier studies that have used the VLT, there does not appear to be strong grounds to change the unit of counting. (For further detail on why the word family may be a more useful unit of counting for receptive knowledge than the lemma see Nation, 2016). However, it should be noted that there may also be value in using the lemma as the unit of counting for L2 vocabulary (Dang & Webb, 2016; Kremmel, 2016). This likely depends though on purpose and user. Certainly, the lemma might be a better unit of counting for productive knowledge, because research suggests that L2 learners may often lack productive knowledge of word parts (Schmitt & Zimmerman, 2002). However, the VLT is designed to measure receptive knowledge rather than productive knowledge. Similarly, if test takers are at a beginner level, a lack of receptive knowledge of word parts and limited breadth of knowledge may make it difficult to understand the information that is included within words and contexts to decipher unknown derivations. Thus, it may also be useful to create a more fine-tuned test for beginning learners that is designed to measure knowledge of the most frequent lemmas such as those found in Dang & Webb's (2016) Essential Word List.

Clusters were created by selecting three keys plus three distractors all with the same part of speech from the same frequency level. The three target words in each cluster needed to have meanings that were sufficiently different to allow test takers to choose the correct response. In the new format, a grid was provided with

the items presented in bold horizontally across the page and the definitions presented vertically down the page. The test takers job was to check the correct item box for each definition.

#### **d. Vocabulary Mastery**

Vocabulary mastery is one of the important aspects to be acquired in learning language. Vocabulary knowledge can be divided into two types; receptive vocabulary and productive vocabulary. These two terms are used to distinguish between 'receptive' skills and 'productive' skills (Palmer, 1921; Wets, 1938; Crow, 1986 as cited in Nation, 2001). However, according to Teichroew (1982) cited in Nation (2001) 'there is the inconsistent use of the terms receptive and productive in relation to test items and degrees of knowing a word'. Nevertheless, he explains that these two terms relate to the receptive and productive language in language learning. Nation (2001) explicates that 'receptive vocabulary use involves perceiving the form of a word while listening or reading and retrieving its meaning'. Meanwhile, 'productive vocabulary use involves wanting to express a meaning through speaking or writing and retrieving and producing the appropriate spoken or written word form'.

#### **e. Flashcards Media**

##### **1) Definition of Flashcards**

Flash cards are small cards that contain pictures, text, or symbols that remind or guide students to something related to pictures that can be used to practice spelling and enrich vocabulary (Arsyad, 2011). The size of the text and images on the flash cards must be large enough, so that all class members can see the content



on the flash cards (Muhammadnejad et al., 2012).

Wright (1976) states that flashcards are cards printed with words and/or pictures which can be handled easily by the teacher. The flashcards which is intended in the research is a square cardboard sheet seven by ten centimeters in size. Each cards contains a picture which the teacher himself can make or he can take from a magazine, newspaper, or book. At the bottom of each card, there is an English vocabulary item with its pronunciation and its translation into Indonesian. In the card, for example, there can be a picture of a table as well as the transcription of the pronunciation of the word “table” (teibl) and its translation “meja”.

Flashcard was practical media to help students and teachers in the teaching and learning process, especially in teaching flash card students (Nugroho et al., 2012). Flash card media can easily help students recall new vocabulary that is being studied, because flash cards have two sides, namely words and meanings (Khodashenas et al., 2014). Flash card media has several advantages, as stated by Susilana and Riyana (in Hotimah, 2010) including being easy to carry everywhere, practical, easy to remember.

**a). Easy to carry everywhere;** that is, with the small size of a flash card, it can be stored in a bag or even in a pocket, so it does not require a large space, it can be used anywhere, in class or outside of class.

**b). Practical;** namely, judging from the way it is made and used, flash card media is very practical, in using this media the teacher does not need to have special skills, this media does not also need electricity. If we are going to use it, we just

need to arrange the order of the images according to our wishes, make sure the position of the image is not upside down, and if it has been used, just keep it back by tying it up or using a special box so it doesn't scatter.

**c). Easy to remember;** the combination of images and text is enough to make it easier for students to recognize the concept of something, to find out the name of an object can be helped by the image, and vice versa to find out the name of an object or concept by looking at the letters or text. Pleasant; media flash cards in its use can be through games. For example, students compete to find certain objects or names from flash cards that are stored randomly, by running students compete to find something command.

Flashcards are very practical media because they can be made jointly by teachers and students. One indication that visual imagery has the possibility of providing effective memory codes is that students are usually easier to recognize images than writing. According to Paivio (in Stephen, 2011), the reason why images are more effective is because images provide another memory code that is independent of the verbal code. The theory is called the dual coding theory because it can be used in the recall process. Pictures tend to be easier to remember than concrete words, and are usually easier to remember than abstract words (Stephen, 2011).

## 2) Definition of Media

Media is everything that can be used to transmit messages from the sender to the recipient so that it can cause students' thoughts, feelings, concerns and interests and attention in such a way that the learning process occurs (Sadiman et

al., 2009).

Definition of Media According to Heinich in (Daryanto, 2010:4) Media is an intermediary or introductory between a speaker to the listener in the communication. So the media as a connector between communicator and communicant. Media is a means of communication and source of information Smaldino (2002:9). From the definition above it can be said that anything which carries the information between a source and a receiver is called media. The purpose of media is to facilitate communication and learning (Heinich, 2002:9).

Media is used to make teaching and learning process is going to be well, for students and teacher can achieve the educational objective. In the real situation, many factors that can influence their activities in the class, one of them is feel bored that students have because the boring methods that teacher used. Therefore, teacher has to use the interactive way in teaching vocabulary.

Based on the definition above, it shows that instructional media are the tools used by the teachers to their students to convey the instructional purpose in learning process. It is expected to suitable to improve students' interest in learning the subjects.

#### 1. Kinds of Media

According to Djamarah and Zain (2010:124), there are 3 kinds of media:

1. Audio media: Audio media is media that only show the sound such as radio cassette recorder etc. so this media is not suitable for the deaf students.
2. Visual media: Visual media is media that only show a picture without a sound. It means that the students just see a picture without hearing the actor says. The

example of this media is strip, slides photo etc.

3. Audio visual media Audiovisual media is the media which show a picture and sound. This media is the better media than the other media.

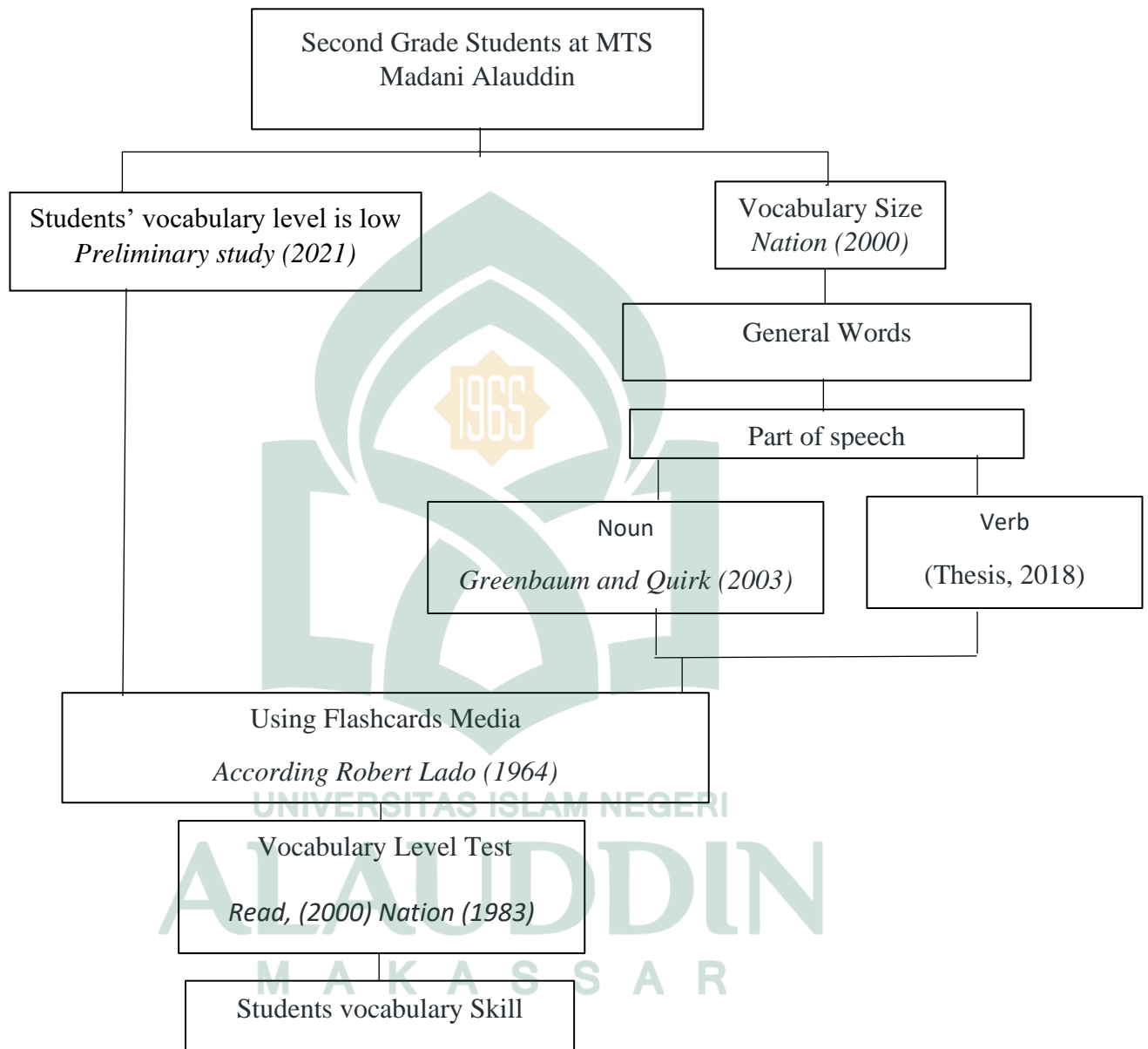
#### **F. *Theoretical Framework***

Thornburry as cited by Alqahtani (2015:24), states that teaching vocabulary for teachers to their students is one of the essential items in learning a language. It is because languages are based on words. Introducing vocabulary to the students helps them to understand as well as to communicate in the target language.

One of the problems that often occurs in reading, writing, speaking and listening is the lack of vocabulary, so basically as students need to learn to be able to understand and add words in English because vocabulary is the basis for us to be more confident in speaking or expressing opinion. Therefore, to avoid monotonous learning, the researchers themselves make interesting learning so that students who are able to open their minds can increase their vocabulary by doing a vocabulary size test in English using flashcard media. Where the flashcard media itself will contain vocabulary about nouns and verbs as well as pictures as instructions. It can also avoid students' boredom when learning English vocabulary.

Below is a theoretical framework illustrating the research process to increase students' vocabulary size. From preliminary research it shown that students vocabulary level was relatively low. Furthermore the researcher apply theory by nation (2000) in conducted this research. The researcher used flashcard as learning media to increase students vocabulary size contain general words

(noun,verb). The next step used VLT to measure the extent to which students vocabulary size increased.




**Figure 2.1 Theoretical framework**

**G. Hypothesis**

Based on the explanation theoretical framework above, the researcher formulated the hypothesis as follows:

H1: Using Flashcards media is able to Increase vocabulary size for the Second grade students at Mts Madani Alauddin.

H0: Using Flashcards media is not able to Increase vocabulary size for the Second grade students at Mts Madani Alauddin.



### CHAPTER III

#### RESEARCH METHOD

This chapter explains the research tradition or paradigm used to reveal the focused issues in this research. It contains of research design, research variables, population, sample, research instruments, data collection procedures, data analysis techniques, testing hypothesis and statistics procedures employed in this research.

#### H. *Research Method*

##### 1. Research design

In this study, the researcher conducted a quantitative study used the pre-experimental design method, type *one group pretest-posttest (single group initial test)*. Arikunto (2010:124) said that *one group pretest-posttest design* is a research activity that provides a pre-test before given treatment, after given treatment then give a final test (post-test). After understanding this, it can be concluded that can be know the results of the treatment more accurately because it can compare with the situation before the given treatment. The design is customized to the purpose of being achieved, namely to know the effect of using flashcards to increase vocabulary size for the second grade students at Mts Madani Alauddin.

This one-group pretest-posttest design consists of one group which have been specified. In this design, the test is carried out twice. i.e. before given treatment is called pre-test and after treatment is called post-test. The research pattern is the one group pretest-posttest design method according to Sugiyono (2013:75) as follows:

$O_1 \times O_2$
------------------

$O_1$  = pretest value (before treatment)

$X$  = Treatment

$O_2$  = posttest value (after give treatment)

In this design, the test is carried out twice, before and after experimental treatment. Test done before getting treatment was called pretest. the pre-test is given to the experimental class ( $O_1$ ). After the pre-test, the author gives treatment by showing flashcards as media and asking students to answer what pictures are in the media based on the vocabulary material about noun and verb that have been given at the previous meeting ( $X$ ), at the final stage, the author gives a post-test ( $O_2$ ). The results of the pre-test and post-test can be compared to see whether there are changes before and after the treatment or whether the treatment is effective or not.

### 1. Research Variable

Research variables are attribute or value of people, object or activities that have certain variation determined by researcher to be studied and then drawn conclusion (Sugiono,2010). In this research, there are two variables; Independent Variable ( $X$ ) and dependent variable ( $Y$ ).

#### a. Independent variable

According to Creswell (2014) Independent variables are those that (probably) cause, influence, or affect outcomes. They are also called treatment, manipulated,



antecedent, or predictor variable, in this research, the independent variable is The Flashcards media.

#### b. Dependent Variable

Creswell (2014) states that, dependent variables are those that depend on the independent variable, they are the outcomes or results of the influence of the independent variables. Other names of dependent variables are criterion, outcome, effect, and response variables. In this research the dependent variable is Vocabulary Size.

### **I. *Population and Sample***

#### **1. Population**

The population is the subject of research, population is a group of people, animals, plants, or objects that has specific characteristics that would classify, the population would be the region of the research conclusions (Multiyaningsih, 2013). The population is a generalization area that consisting of subjects with the qualities and characteristic determined by researchers to be studied, and then conclusions are drawn (Sugiyono, 2013). The population of this study is the second grade students at Mts Madani Alauddin, The overall subjects in this study are 145 students, which is divided into 4 classes, namely class VIII A, VIII B, VIII C, and VIII D.

#### **2. Sample**

The sample is a sample or part of the population (Multiyaningsih, 2013), the sample is also defined as part of the characteristic possessed by the population (Sugiyono, 2013). It can be concluded that the sample is a portion of the

population that represent the nature or characteristic of the population. The technique sampling used in this research is *Purposive Sampling* namely sampling based on consideration. The researcher selected the students in one class as sample that is 20 students in VIII A class. This sampling is based on the consideration that when conducting initial observations at the Mts Madani alauddin school based on of media student vocabulary mastery, where the subject at the school could not be randomized during treatment because the researcher given treatment during English lesson hours.

#### **J. Research Instrument**

##### **a. Vocabulary Size Test**

This research performs the procedure of collecting data by using test. According to Astri (2017), the test is a way to know the students' understanding of the lesson. Test is the questions or exercises that used to measure skills, intelligence, or talent According to Arikunto (2013) research instrument is a tool that is selected and used by the researcher in carried out their activities to collect data so that the activity becomes systematic and facilitated by it. In this research, the test focused on General words about Noun and verb, in this case the test was carried out to determine the extent to which students' vocabulary size skill was after doing the test, where this test was carried out twice which was called the pre-test and post-test.

The form of the test is multiple-choice with fill in the blank. In the multiple-choice section adapted from Kristha (2015), students must answer questions by circle the correct answer by asking students to take a multiple-choice test with 20

minutes of processing time as many as 20 questions. In the fill in the blank section (adapted from Gusman (2018), students fill in the blanks in the missing sentences by completing them according to the choices in the picture questions. by asking students to do a fill in the blank test with a processing time of 20 minutes as many as 20 questions. The correct answer was scored 5 and the incorrect answer was scored 0, the highest score would be 100 points. And the lowest would be 0 points. In this case the researcher can see the accuracy of students in working on the answer to the questions that have been provided in the test that has been given.

#### **b. Vocabulary Level Test**

In this case, after used flashcards media with the various noun and verb in English and their translations. Students take a word-level test according to the flashcard they have used. The word-level test in this study aims to see if there is an increase in students word size at each meeting, Consist of two blocks, one on the left and one on the right, the left block consists of six words numbered one to six as answer choices, while the right block consists of 3 definitions with blanks, the students must choose the options available on the left based on the definitions in the right block. by placing the number of the selected word in the blank. Sudarman & Chinokul (2018).

In the vocabulary level test, The number of questions that will use is 30 questions for six meetings, so each meeting gives five questions to students. This test was carried out for six meetings after using flashcards media. After testing, SPSS and mean are data analysis techniques that will be used to find the average score of the vocabulary level test results.

### ***L. Data Collecting Procedures***

After determining the research sample, the next important thing is the research instrument. The instrument is a test conducted to measure the extent to which the prospect of a product would be tested. There are four instruments carried out, namely pre-test, treatment, post-test, and vocabulary level test.

#### **1. Pre-Test**

Before being given treatment, the student was given a pre-test without using flashcards media, but before that, the researcher gave students material about vocabulary in general words about Noun and verb. So that students were able to answer the test passed, this pre-test meeting was only held once, where it was held online used the WhatsApp application by asking students to do by writing the answer and then taking the picture in the form of a file. But some students print and they immediately answer it on the paper. The purpose of this pre-test is to measure their vocabulary size before treatment. The pre-test was conducted for 60 minutes.

#### **2. Treatment**

Treatment is a way to improve student learning performance in English subjects by using Flashcard media after a pre-test. After providing the pre-test, the researcher will teach the students six meetings based on the pre-experimental design method, type *one group pretest-posttest (single group initial test)*. There were some explanations of the treatment that has the researcher taught flashcards media in the experimental class. This research was carried out online by using the

application Whatsapp, and Zoom.

a. Experimental Class

The experimental class is the class that was sampled in the test from researchers. After the pre-test, the researcher applied the flashcard media for six meetings. In some meetings, the researcher taught and used all of about Flashcard media. After used Flashcard media, the researcher would know the effect of Flashcard in teaching students' vocabulary size and measure students skills how much vocabulary they know. Richards and Rodgers (in Brown, 1994) used the term procedure to encompass: the actual moment-the-moment techniques, practices, and behaviors in teaching a language. The teaching process consist of three stages, namely: pre-teaching, while-teaching, and post-teaching.

The procedure or activity process takes 90 minutes and will be carried out for 6 meetings with 6 different materials and which will be carried out during the research are as follows.

Pre-Teaching

1. The teacher explains Flashcard media as a learning media in increasing vocabulary size.
2. The teacher gives examples of vocabulary that will be taught to students.

While-Teaching

1. The teacher presents a Flashcards media, including noun and verb.
2. The teachers explain a little about the material in the picture while students pay attention to the picture that shown.
3. The teacher asks students what kinds the picture contained in the

flashcards then asks students to mention English and the meaning of the pictures.

4. The teachers explain what forms of vocabulary that used in the picture, how to know the meaning of the picture, where vocabulary in the picture include noun and verb.
5. The teacher asks students if there is something that has not been understood.

#### Post-Teaching

1. The teacher asks students to explain what they understand about the material
2. The teacher asks students to name the new vocabulary they know
3. The teacher asks students to do a vocabulary level test
4. The teacher checks the answers with students while studying and correcting mistakes.

### 3. Post Test

After all the treatment is done well, the last stage is post-test. The post-test carried out is the same as the pre-test, where the aim is to see a significant difference before and after using flashcards media, whether a research product is effective or not. This post-test meeting same as pre-test was only held once, where it was held online used WhatsApp application by asking students to do by writing the answer and then take the picture in the form of a file, but some students print and their immediately answer it on the paper. Post-test was carried out at the last meeting after treatment. The post test was carried out at the last meeting after

treatment and the time required is 60 minutes same as the pre-test.

### ***M. Data Analysis Technique***

The researcher uses quantitative data analysis techniques to analyze the data in this study, where quantitative research always depends on the measurement. This measurement is classifying SPSS or statistical Package for the social Sciences, the effectiveness of the test, and classifying students score. The research instrument is a test. The researcher collected the data through pre-test and post-test analyzed the following formula:

1. Scoring the students' correct answer of pre-test and post-test

$$\text{Students' Score} = \frac{\text{The number of students' correct answer}}{\text{Total number of items}} \times 100$$

(Faculty, 2020)

2. Finding out the mean score of the students' answer

The mean score used to measure vocabulary size and vocabulary level test of students.

Formula:  $\frac{\sum x}{n}$

Where:

M = Mean (average score)

$\sum x$  = the total students score

n = Number of individuals (total of students)

3. SPSS

SPSS stands for Statistical Package for the Social Sciences, and is an application used to perform advanced data analysis, and is also commonly used in theses. The uses of SPSS in this research are:

1. Calculating the amount of data analysis on the pretest and posttest, such as calculating the number of samples, mean, standard deviation, maximum and minimum values of data in the study and their variance.
2. To find out the pretest and posttest scores that have been done by students, so that it can be seen that there is a difference between pretest and posttest in students.
3. Knowing the normality test. This is useful for addressing whether the research is normally distributed or not. To perform the normality test, the Shapiro wilk normality test (sig.) was used. If 0.05, the data can be normally distributed.
4. To test the hypothesis. The criteria used are as follows: if sig (2-tailed) < 0.05 then  $H_0$  (zero hypotheses) is rejected and  $H_1$  (alternative hypothesis) is accepted. And if sig. (2-tailed) > 0.05,  $H_0$  (zero hypotheses) is accepted and the alternative hypothesis ( $H_1$ ) is rejected.



5. Classifying the students' scores using the following scale

**Table 3.1 Classifying the students' scores**

Scale	Classifications
90–100	Excellent
70–89	Very good
60–69	Fair
50–59	Poor
0–49	Very poor

## CHAPTER IV

### FINDINGS AND DISCUSSION

This chapter generally presents the research findings, which are presented as data description, and the discussion of the findings reveals the argument and further interpretation of the findings. In this chapter, the researcher analyzed the data consisting of the result of pre-test and post-test in experimental class and the result will be discussed too. Furthermore, this chapter is described the use of Flashcards media to increase vocabulary size for the Second grade students at Mts Madani Alauddin.

#### ***A. Using Flashcard Media to Increase Vocabulary Size for the Second Grade Student at Mts Madani Alauddin***

This research used flashcard media to increase students' vocabulary size in learning English, there are plenty of vocabularies provided by using flashcards as the media, the vocabulary included nouns and verbs. The treatment was given through six meeting session was given a different theme according to Lesson Plan. These changes can be seen from the result of the student pretest-posttest. The level of students understanding of the concept of other nouns and verbs cannot be achieved only through reading and listening to the teacher explanation (Surnav and Pandeiro, 2002). Based on that view, natural object or stuff in the form of visual are object or things in the form of visual were needed to know and recognize the concept being studied. The suitable media to measure students' vocabulary by applying attractive teaching aids, Consequently the students can

easily gain new vocabulary. Flashcard is a tool for students to learn vocabulary and understand the concept being studied, which can make it easier for students to complete their task and able to achieve the competency standard.

Rahma, (2016) conducted research about *“Improving Grade Eight Students’ Vocabulary Mastery Using Flashcards at MTSN Godean in academic year of 2016/2017”*. The purpose of the research is to improve the students’ vocabulary mastery using flashcards of grade eight students at MTSN Godean in the academic year of 2016/2017. The instrument of this research was a test include the pre-test and post-test, non-test include interview and observation). The method in this research is Action Research. The result of the study showed that there are improvements of student vocabulary mastery. Therefore, using flashcards in teaching and learning process could improve student vocabulary mastery.

The researcher concluded that there are similarities in this study and previous research that aim to teach vocabulary using flashcards to increase the results’ score and effectiveness. As for the difference, some researchers focused on material about noun, especially concrete noun, while in this study, the media that the researcher used in this research was flashcards media, based on general words about noun and verb.

### **1. Lesson Plan**

This usually means that teachers need to plan what they want to do in their classrooms. Most teachers engage in yearly, term, unit, weekly, and daily lesson planning (Yanger,1980). Yearly and term planning usually involves listing

the objectives of the program. Richards (1998) shows the importance of lesson planning for English language teachers: “the success with which a teacher conducts a lesson is often thought to depend on the effectiveness with which the lesson was planned.”

Richard (1998) suggest that lesson plans help the teacher think about the lesson in advance to “resolve problems and difficulties, to provide a structure or a lesson, to provide a “map” or the teacher to follow and to provide a record of what has been taught.

There are also internal and external reasons for planning lessons (Mc Cutcheon, 1980). Teachers plan for internal reasons to feel more confident, learn the subject matter better, to enable lessons to run more smoothly and anticipate problems before they happen. The lesson plan is essential to preservice teachers because maybe they need more control before starting the lesson. Daily lesson planning can benefit English teachers in the following ways;

- A plan can help the teacher think about content, materials, sequencing, timing, and activities.
- A plan provides security (in the form of a map) in the sometimes-unpredictable atmosphere of a classroom
- A plan is a log of what has been taught
- A plan can substitute to smoothly take over a class when the teacher cannot teach (Purgason, 1991).

- **Goals**

Goals a general change that is hoped to be achieved by students' within to complete a course or program and are derived from needs analysis done to gather information needed to be related to the learners, Richard (2001). In these goals, teachers must be explained the purposes of a lesson plan themselves.

- **Objectives**

The objectives in this learning contain what the teacher wants students to achieve at the end of the lesson. An effective lesson plan starts with appropriate and clearly written objectives. An objective describes the destination (not the journey) we want our students. For English language lesson, Shrum and Glisan (1994) point out that effective objectives represent what students will be to do in terms of observable behavior and when using the foreign language.

- **Materials and equipment**

In this case, learning materials and equipment are essential to use as media or long-term memory in storing what has been learned. In this case, the teacher needs to make a good plan to have it during the learning process. The material is easy for students and teachers to bring to school, such as handout, picture, etc.

- **Procedures**

In procedure lesson plan, there are several elements are carried out in it:

- there is a preliminary activity where it is a warm-up activity
- A set of activities and technique in which you have considered appropriate proportions of time for: whole-class work, small-group and pair work, teacher talk and student talk

- Closure
- **Evaluation**

Brown (1994) defines evaluation in lesson planning as an assessment that is 'formal or informal, that you make after students have sufficient opportunities for learning. The evaluation consisted of text and oral that must be students to do after the whole implementation lessons at the meeting.

- **Extra-class work**

In the lesson plan, extra-class work quite important, where extra-class work activities are not schedule in the subject that are not intra. But before giving extra-class work to the previous students, the teacher will communicate carefully to find a good situation and application in-class activities. Apart from the above elements, there are lesson plans made by the researcher, which will use during the research process based on what is stated in the appendix after the bibliography.

## **2. Teaching material**

The term material in language teaching and learning refers to everything used to help teach language learners (Tomlinson, 1998) and facilitate teachers and learners in language learning (Richards and Schmidt, 2002). It can be in the form of linguistic, visual, auditory, or kinesthetic. Richards and Rodgers (in Brown, 1994) used the term procedure to encompass: the actual moment techniques, practices, and behaviors in teaching a language. The teaching process consist of three stages, namely: pre-teaching, while-teaching, and post-teaching.

To implementation technique flashcard media by developing teaching materials based on the lesson plan previously made in appendix 1 page. 58. The

teaching materials consist of components. there are topics, introduction to vocabulary, explanation of vocabulary, practice of using vocabulary and vocabulary exercises. The teaching materials are presented for 60 minutes during learning as follows:

- **Pre-Teaching**

In pre-teaching, the teacher explains what topic will be studied at the meeting, the teacher then explains the topic using flashcards media where the vocabulary used is noun and verb in general. But before giving the material in-depth, the teacher first explained the media will use. In this part, the teacher opened the class, then explains the topic and media to be taught. as for some of the topics taught there are 6 topics, namely kinds of jobs, kinds of clothing, kinds of body parts, kinds of place, kinds of food/things, gesture vocabulary with 6 meetings include noun and verb. the topics explained on that day were in accordance with the media flashcards displayed with 16 pictures of the meeting.

- **While-Teaching**

In this part, the teacher explains and provides learning based on the topics studied at the meeting by providing material on each topic that has been determined based on the lesson plan that has been made previously. each material is taught for approximately 60 minutes with several divisions of activities, giving an explanation then showing flashcard media, then asking students to mention English and the meaning of the picture shown one by one students answer the question from the teacher about the media and the vocabulary.

- **Post-Teaching**

In this part, the teacher re-explains the material that has been explained previously. then ask students questions about the meaning of the vocabulary and the pictures shown and ask students to name the new vocabulary they can know that day. Then the teacher explains again about anything that has not been understood or reached by students.

**A. The Result of Students' Vocabulary Size Test**

The findings of the research based on the results of the data analysis, The data analysis used to collect data. The vocabulary size test consisted of pre-test and post-test. The pre-test was given to find out the students' background knowledge or ability about their vocabulary size, how much vocabulary they know before giving treatment and the post-test was given to find out the increase of the students' vocabulary size. Evaluation is the implementation of using flashcard media, to see the results of the implementation of the technique, an evaluation process is carried out, then it is done in the form of a vocabulary level test. which will be explained as follows.

The form of the test is multiple-choice with fill in the blank. In the multiple-choice section adapted from Kristha (2015), students must answer questions by circle the correct answer by asking students to take a multiple-choice test with 20 minutes of processing time as many as 20 questions. In the fill in the blank section (adapted from Gusman (2018), students fill in the blanks in the missing sentences by completing them according to the choices in the picture questions. by asking students to do a fill in the blank test with a processing time of



20 minutes as many as 20 questions. The correct answer was scored 5 and the incorrect answer was scored 0, the highest score would be 100 points. And the lowest would be 0 points. In this case the researcher can see the accuracy of students in working on the answer to the questions that have been provided in the test that has been given.

In the vocabulary level test, The number of questions that will use is 30 questions for six meetings, so each meeting gives five questions to students. This test was carried out for six meetings after using flashcards media. After testing, SPSS and mean are data analysis techniques that will be used to find the average score of the vocabulary level test results.

#### **a. The Result of Pre-Test**

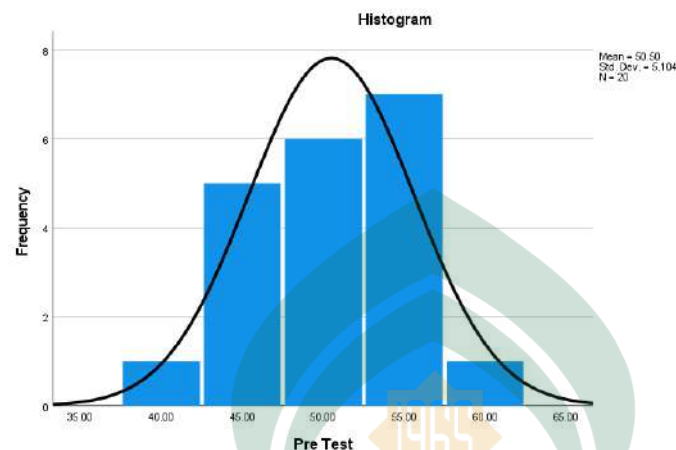
Pre-test was given to twenty students that was on October 20, 2021 in the Class VIII A six days. One class only 20 samples were taken after doing simple Purposive sampling technique with used pre-experimental design method, type *one group pretest-posttest (single group initial test)*. The number questions consist of 40 numbers, consist of 20 numbers multiple choice and 20 numbers of fill in the blank. With a score range from one to one-hundred. The classifying students' score in this pre-test, there are excellent, very good, fair, poor, and very poor. In the result of this pre-test showed that there are six students have very poor classification, thirteen students' have poor classification, and one student have fair classification and the result in the information shown in the table:

**Table 4.1 The Result of Pre-test**

No.	Name	M/F	Pre-test
1	Ainun Mutmainnah	F	45
2	Aulia Pratiwi	F	50
3	Bintang Raz Muhammad	M	50
4	Dwi Noviaranti	F	60
5	Ilham Nur Ihsan	M	40
6	Maudy Farha Diantri	F	55
7	Muayuddin Baqibillah	M	55
8	Muh Fasya	M	50
9	Muh Fauzan Ram	M	45
10	Muh Rifki Prasojo	M	55
11	Musdalifah Kirana Putri	F	50
12	Nabila Rasyid	F	55
13	Nasywaa Athaayaa S	F	55
14	Nayzillah Ulfiah Ramli	F	50
15	Niswah Syauqiah	F	45
16	Nurubaidil Amri	M	55
17	Nur Ulfiyah Azizah B	F	55
18	Prayogi Ahadi Supriantono	M	45
19	Rifqoh Rahmat	M	50
20	Shyifa Aulia	F	45
	Average		<b>50.5</b>

Based on the results of pre-test analysis in the table above, it is known that the total score of this test range from one to one-hundred. The highest total score was achieved by one student with a score Sixty. While the lowest total score was achieved by one student with a score forty. Based on the average the value achieved by all students was **50.5**, it can be concluded that in this pre-test stage, the quality of the vocabulary size of students was still in accordance with students who have not received treatment with teaching materials.

Description about pre-test data analysis can also be illustration by statistical histogram that was processed by using SPSS, and there is histogram:



**Figure 4.1 Pre-Test Score Distribution and Frequency**

#### **b. The Result of Post-Test**

The post-test in was held on Wednesday, November 17 2021 after 20 students had been given treatment using learning media 'Flashcards' as many as six learning materials every Wednesday and Friday within a period of three weeks. the test was carried out in writing by working on the distributed question sheets. With the same students, both the procedures and teaching materials used in the post-test was the same as those in the pre-test. The result of post-test can be shown in the following table:

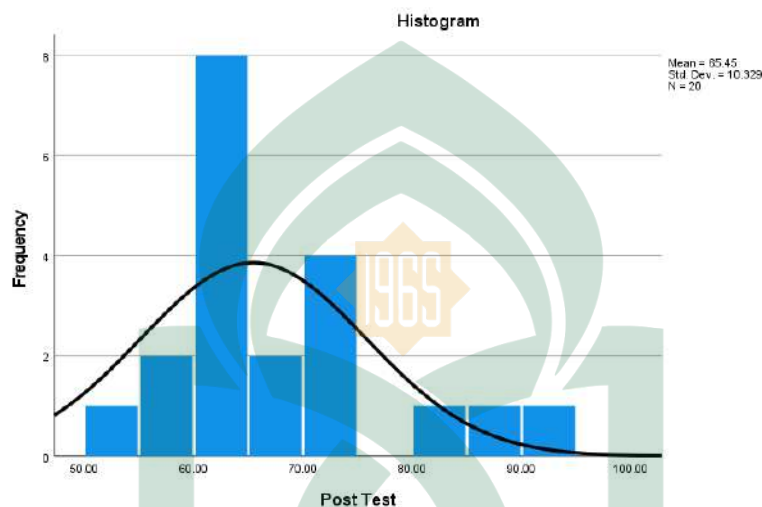
**Table 4.2 The Result of Post-test**

<b>No.</b>	<b>Name</b>	<b>M/F</b>	<b>Post-test</b>
1	Ainun Mutmainnah	F	74
2	Aulia Pratiwi	F	65
3	Bintang Raz Muhammad	M	60
4	Dwi Noviaranti	F	80
5	Ilham Nur Ihsan	M	55
6	Maudy Farha Diantri	F	65
7	Muayuddin Baqibillah	M	60
8	Muh Fasya	M	60
9	Muh Fauzan Ram	M	70
10	Muh Rifki Prasojo	M	60
11	Musdalifah Kirana Putri	F	60
12	Nabila Rasyid	F	55
13	Nasywaa Athaayaa S	F	60
14	Nayzillah Ulfiah Ramli	F	85
15	Niswah Syauqiah	F	60
16	Nurulubaidil Amri	M	60
17	Nur Ulfiyah Azizah B	F	90
18	Prayogi Ahadi Supriantono	M	50
19	Rifqoh Rahmat	M	70
20	Shyifa Aulia	F	70
	Average		<b>65.5</b>

From the data in table above, we can see that of the 20 students who took part in this study six days, one student achieved a score ninety as the maximum total score, and one student, obtained a score of fifty as the minimum score achieved by students in this post-test. overall, the results of the post-test score analysis show that students have reached **65.5** as the total average score in the post-test, which means that the vocabulary size of students after receiving treatment using

‘Flashcards media’ is **Fair** but it is classified as effective because there is an increasing effect.

Description about post-test data analysis can be also illustration by statistical histogram that was processed by using SPSS, and there is histogram:



**Figure 4.2 Post-Test Score Distribution and Frequency**

### c. The Overall Results

It has been explained previously that the pre-test and post-test are tests that used before and after treatment to know the increase in students' vocabulary size, especially in this research. The pre-test was carried out in writing test and was given to students before treatment, whether the vocabulary contained in the test was mostly familiar to them. After carried out the test, students given a post-test which is carried out with a writing test as well and to answer the same set of questions, these tests was given after treatment to see the success of the treatment that has been given. The comparison of the gain scores between pre-test and post-test can be illustrated as follow;

**Table 4.3 Test Score Comparison Between Pre-Test and Post-Test**

No.	Name	M/F	Pre-test	Post-test
1	Ainun Mutmainnah	F	45	74
2	Aulia Pratiwi	F	50	65
3	Bintang Raz Muhammad	M	50	60
4	Dwi Noviaranti	F	60	80
5	Ilham Nur Ihsan	M	40	55
6	Maudy Farha Diantri	F	55	65
7	Muayyuddin Baqibillah	M	55	60
8	Muh Fasya	M	50	60
9	Muh Fauzan Ram	M	45	70
10	Muh Rifki Prasojo	M	55	60
11	Musdalifah Kirana Putri	F	50	60
12	Nabila Rasyid	F	55	55
13	Nasywaa Athayaa S	F	55	60
14	Nayzillah Ulfiah Ramli	F	50	85
15	Niswah Syauqiah	F	45	60
16	Nurubaidil Amri	M	55	60
17	Nur Ulfiyah Azizah B	F	55	90
18	Prayogi Ahadi Supriantono	M	45	50
19	Rifqoh Rahmat	M	50	70
20	Shyifa Aulia	F	45	70
	Average		<b>50.5</b>	<b>65.5</b>

The table shows that a significant increase occurred in the score obtained by students before and after treatment. It means, students vocabulary size were increase after learning with the teaching materials that have been developed in this study. This increase can be measured by looked at the minimum and maximum values in the pre-test and post-test in which forty is the minimum score in pre-test and fifty is the minimum score in post-test. Besides, sixty is the maximum score in pre-test, while ninety is the maximum score in post-test. In addition, student


learning progress can also be measured by comparing the students gain score on pre-test **50.5**, and the students gain score on the post-test **65.5**. So it can be said that the students' vocabulary size increased from **very poor** to **fair**.

The classification of the results in pre-test and post-test can be seen in the table below:

**Table 4.4: The classification of the results in pre-test and post-test**

Scale	Classifications	Pre-Test (Frequency)	Post-Test (Frequency)
90–100	Excellent	-	1
70–89	Very good	-	6
60–69	Fair	1	10
50–59	Poor	13	3
0–49	Very poor	6	-

Based on the data in the table 4.4 are also processes and analysis also used by SPSS which result in the presentation of Box Plot. The Box Plot enable us to see the improvement of the students' vocabulary size before (pre-test) and after treatment (post-test).



**Figure 4.3 The Comparison Between Pre-Test and Post-Test Scores Distribution**

#### **a. Assumption Test**

Test Shapiro-Wilk is a normality test method which are generally of limited used for sample less than fifty so that produce accurate decisions (Shapiro and Wilk in Razali and Wah, 2011). Opinion Ayuningtyas said the same thing (2012) which states that the normality test which is more efficient for data less than fifty is the Shapiro-Wilk test.

According to Yassi (2018) before testing this research hypothesis, it is necessary to test the sample distribution to find out whether the sample is normal or nonnormal. The result of normality test has statement of hypothesis test:

$H_0$  = the null hypothesis. The sample has normal distribution when value is greater than 0,05 ( $\text{sig} > 0,05$ )

$H_1$  = the alternative hypothesis. The sample is not normally distributed when value is less than 0,05 ( $\text{sig} < 0,05$ )

In this study, the data of normality test post-test can be seen as follow:



**Table 4.6 Tests of Normality**

Kolmogorov-Smirnov <sup>a</sup>			Shapiro-Wilk			
	Statistic	Df	Sig.	Statistic	Df	Sig.
Pretest	.211	20	.020	.907	20	.055
Posttest	.248	20	.002	.907	20	.056

a. Lilliefors Significance Correction

Based on the output of the Test of Normality above on the basis of the Shapiro Wilk statistic tester, the pre-test data obtained a statistical value of 0.907 with a Sig value. 0.055 whose value is greater than the p-value of 0.05. However, it can be concluded that the pre-test data is normally distributed. Likewise with the post-test data, the Pre-test data obtained a statistical value of 0.907 with a Sig value. 0.056 whose value is greater than the p-value of 0.05. So it can be concluded that the post-test data is normally distributed.

#### **b. T-Test**

After doing normality test on pre-test and post-test then the next hypothesis of Flashcard media would be tested whether the results there is an effect or not. And this hypothesis following if sig. (2-tailed) < 0,05, Ho (null hypothesis) is rejected and H1 (alternative hypothesis) is accepted. And if Sig. (2-tailed) > 0,05, Ho (the null hypothesis) is accepted and H1 (alternative hypothesis) is rejected.

To test the hypothesis, a one sample test was carried out on the SPSS, and to see whether the hypothesis is accepted or rejected.

**Table 4.7 One Sample T-Test**

**One-Sample Test**

Test Value = 0							
		Significance		Mean		95% Confidence Interval of the Difference	
	T	Df	One-Sided p	Two-Sided p	Difference	Lower	Upper
Post Test	28.339	19	<,001	<,001	65.45000	60.6160	70.2840

Based on Post-test output - One Sample-test, the value of the t-test is 28.339 with the value of Sig. 0.001, where the value of Sig. < p-value 0.05. so that it is concluded that the average post-test value is different from a certain standard value.

From the table above, it can be seen that t-test one sample, Sig. (2-tailed) = 0,001 < 0,05. This shown that flashcard media effective to increase vocabulary size for the second grade students at Mts Madani Alauddin, and the treatment given has effect. Therefore (Ho) is rejected and the alternative hypothesis (H1) is accepted. It can be concluded that in the pre-test and post-test there was a difference from the treatment in the pre-experimental class that has been given.

## 2. Using Vocabulary Level Test in Students' Vocabulary size

The next objective of this research is to use a vocabulary level test to increase vocabulary size. To make this research effective, the researcher uses a vocabulary level test as a test instrument in addition to the pre-test and post-test. Vocabulary Level Tests (Nation, 1983; Schmitt, Schmitt, & Clapham, 2001) indicate the level of word frequency that must be used to select words to learn.. VLT has been called the closest thing to a standard vocabulary test available. It is a diagnostic test that can also be used to measure vocabulary size (Nation, 2008).

Faculty, (2020) conducted the research and title "Measuring English Students' Vocabulary Size at the First Semester of the Eighth Grade of SMPN 5 Bandar Lampung in the Academic Year of 2017/2018". With a quantitative descriptive research design and random samples because the class is the different.

There are similarities between the studies above with the research I did. The first is the similarity of my research with the researchers above, focusing on examining vocabulary size, which is to see how far students' vocabulary size increases. The journal above also uses a vocabulary level test to measure the extent to which students' vocabulary size increases.

Vocabulary level test consists of two blocks, one on the left and one on the right, the left block consists of 6 words numbered 1 to 6 as answer choices, while the right block consists of 3 definitions with blanks, participants must choose the options available on the left based on the definition in the right block by putting the number of the selected word in the blank. The test can be done with students completing all levels, or it can be done with only individual levels. For example, it

is probably only necessary to administer the 2000 words level to beginners since they are unlikely to have mastered any of the subsequent levels.

Vocabulary in this test only covers in level 2000, where at an adequate level students learn for junior high school students where this junior high school was still said to be beginners because they still have not mastered mastery at a high level, but at this vocabulary level test there were quite a few who can answer 6 total tests.

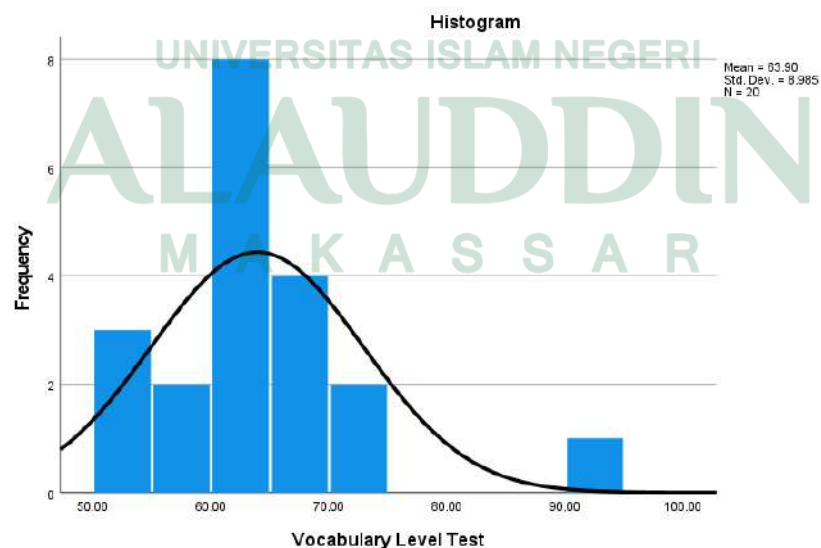
### **c. The Result of Vocabulary Level Test**

In this section Vocabulary Level test, almost same with the result of pre-test and post-test, vocabulary level test was given to twenty students, but VLT was given to students after treatment. in the class VIII A, every Wednesday and Friday from 22 to 10 October 2021, Treatment was given to the students for six meetings. The numbers of questions consist of fifteen questions in one VLT sheet, from a total of six meetings, six VLT sheets, so the total number of questions is ninety numbers from the entire VLT sheets. Vocabulary level test consist of treatment material 'Flashcards media' includes noun and verb there are vocabulary that used are kinds of jobs, kinds of clothing, kinds of body parts, kinds of place, kinds of food, gesture vocabulary.

**Table 4.5 The Result of Vocabulary Level Test**


Descriptive Statistics					
	N	Minimum	Maximum	Mean	Std. Deviation
Vocabulary Level Test	20	54.00	94.00	63.9000	8.98478
Valid N (listwise)	20				

Following this histogram that shows the results of the vocabulary level test, it can be seen that the lowest score is 54 and the highest is 94 out of a total of 6 tests with different vocabulary. The average student has a fair score with an average score of 54 to 94, it can be concluded that a student was considering to has adequate this level.

**Figure 4.4 VLT Score Distribution and Frequency**

***C. Limitation***

1. The results of the research described are not significant but has an effect because the research is carried out online.
2. English learning media with flashcards media has not been fully used as a media in English teaching and learning process in accordance with the applicable curriculum and syllabus.



## **CHAPTER V**

### **CONCLUSSION AND SUGGESTION**

This chapter consists of two parts. The first part deals with conclusion of the finding and the second part deals with suggestion.

#### ***A. Conclusion***

Based on the data analysis in this research, finding and discussion in the VI chapter, the research can be concluded that, Flashcard media has an effect to increase vocabulary size for second grade students at Mts Madani Alauddin because it could help students to expand their vocabulary size. They could found new vocabulary in used flashcard media especially in the six meeting session with different materials, and it was provided from the score in the pre-test and post-test, where their post-test fair score than the pre-test score. And the mean score in the pre-test was 50.5. After giving the treatment, the students' mean score in the post-test was 65.5. Furthermore the result of the vocabulary level test has an above average score, and most students get a fair scores with a mean score of 65.45.

#### ***A. Suggestion***

Considering the conclusion above, the researcher puts forward some suggestions as follows:

1. For the Teacher or Lecturer

In teaching or learning activity, especially in vocabulary, For the teacher After using Flashcard media teaching English, it can be used teach English especially to study vocabulary skills. The teacher could use flashcard media as a

learning media to students learn English with vocabulary size. The result of this study can be used to enhance the innovative teaching media. The innovative teaching media can support the teaching English and the learning process. Besides that, the innovative teaching can improve their comprehension of vocabulary and the students enjoy the activity and game provided.

## 2. For the next researcher


Future researchers are expected to find other methods to help students increase vocabulary size in English. As for researchers who want to try to do the same research, it is better to avoid research limitations that cause bias, namely (1) For the next researchers that will be developed this research with used Vocabulary level test to measure the extent to which vocabulary size increases for the students. Researchers do not conduct interviews with students who take English lessons because this will affect students' vocabulary knowledge which will be biased. research results obtained. (2) the teachers in this study did not learn the method of using flashcards media first. This caused the learning process at the beginning to be very stiff, which students should be able to learn with fun because the pleasure of learning will affect students to focus and be interested in learning.



## BIBLIOGRAPHY

- Afriando, Barry. *A Survey of English Vocabulary Size in Senior High School*. Lampung University, Lampung, 2015.
- Astuti, W. K. (2018). The Use Of Flash Cards to Improve Young Learners ' Interest in Learning English. *Jurnal Riset Mahasiswa Bimbingan Dan Konseling*, 4(10), 659–670.
- Barcroft, J. (2015). Vocabulary in Language Teaching. *Vocabulary in Language Teaching*. <https://doi.org/10.4324/9781315679549>
- Cahya, S. E. *The Study of Vocabulary size of Senior High School Students Who Participated in English Debated Competition*. "Debate Competition and Vocabulary Size. Haluleo University, Indonesia. Vol.4 No.1, 2019.
- Cameron, L. (2010). Children learning a foreign language. *Teaching Languages to Young Learners*, 1–20. <https://doi.org/10.1017/cbo9780511733109.002>
- Faculty, T. S. (2020). *The Use of Music Video Toward the First Grade S tudents ' Vocabulary Mastery at Islamic Senior High School of Muhammadiyah Bantaeng Alauddin State Islamic University of Makassar*.
- Haliza, E., Ibrahim, E., Sarudin, I., & Muhamad, A. J. (2016). *The Relationship between Vocabulary Size and Reading Comprehension of ESL Learners*. 9(2). <https://doi.org/10.5539/elt.v9n2p116>
- Hariyono, R. (2002). *Complete english grammar*. Gitamedia.
- Husnanissa, A., & Faculty, T. T. (2020). *Measuring English Students' Vocabulary Size at The First Semester of The Eighth Grade of SMPN 5 Bandar Lampung*. 45. <http://repository.radenintan.ac.id>.
- Janebi, M., Mohammad, S., & Amirian, R. (2020). *Language Teaching Research The Relationship between Vocabulary Size and Depth for Iranian EFL Learners at Different Language Proficiency Levels*. 8(July), 97–114.
- Kurniawan, I. (2016). *Measuring EFL Students ` Vocabulary Size : Why and How*. 9(1), 89–102.
- Kurniawan, I. (2017). Assessing English Students` Vocabulary Size of Lampung State Islamic University. *Humaniora*, 8(4), 381. <https://doi.org/10.21512/humaniora.v8i4.3909>
- Laufer, B., & Nation, P. (1999). A vocabulary-size test of controlled productive ability. *Language Testing*, 16(1), 36–55. <https://doi.org/10.1191/026553299672614616>
- Macgregor, L. (2014). *Investigating the receptive vocabulary size of university-level Chinese learners of English : How suitable is the Vocabulary Levels Test ? May 2010*. <https://doi.org/10.1080/09500781003642478>

- Nacera, A. (2010). Languages learning strategies and the vocabulary size. *Procedia - Social and Behavioral Sciences*, 2(2), 4021–4025. <https://doi.org/10.1016/j.sbspro.2010.03.634>
- Nurhudayah. (2018). *The Effectiveness Of Teaching Vocabulary By Using Nursery Rhymes To The First Grade Students At Mts Ddi Pattojo Soppeng*.
- Rahma, M. A. (2016). *Improving Grade Eight Students' Vocabulary Mastery Using Flashcards At Mtsn Godean in the Academic Year of 2016/2017*. 260. <http://eprints.uny.ac.id/45097/>
- Richards & Renandya. (2002). *Methodology in Language Teaching an Anthology of Current Practice*. Cambridge: Cambridge University Press.
- Sudarman, S., & Chinokul, S. (2018). the English Vocabulary Size and Level of English Department Students At Kutai Kartanegara University. *Eternal (English, Teaching, Learning and Research Journal)*, 4(1), 1–15. <https://doi.org/10.24252/eternal.v4i1.2018.a1>
- The, V. O. F., Of, S. E., For, L., & At, O. (2020). 5(2), 388–392. *An Evaluation of The Use of Flashcard for Teaching Vocabulary at Kindergartens In Sintang*.
- Thesis, A. (2018). *The Effectiveness of Gesture Toward The Vocabulary Mastery of The Second Year Students of Junior High School at SMPN 18 Makassar Alauddin State Islamic University of Makassar*.



# APPENDIX

UNIVERSITAS ISLAM NEGERI  
ALAUDDIN  
MAKASSAR

**Appendix I**  
**LESSON PLAN**

**I. Subject** : Vocabulary size

**II. Unit** : One

**III. Topic** : Kinds of Jobs

**IV. Time** : 90 minutes

**V. Course Description**

This course prepares students to be able to develop and increase their vocabulary size through Flashcard media as a learning media.

**VI. Course Objective**

To find if the students vocabulary size is increasing, by look and learning vocabulary used flashcard media “kinds of job” includes noun and doing vocabulary level test according to the material that has been taught on the flashcard media used.

**VII. Materials and equipment**

1. Hand Phone
2. Handout
3. Vocabulary level test sheets

**VIII. Procedures/ Activities: 60 minutes**

**a. Pre-Teaching**

1. The teacher explained about learn English with flashcards media “kinds of job” along with general words focus on noun
2. The teacher asked for the students to see the media that will be learn

**b. While-Teaching**

3. The teacher gives explanation of kinds of job by showing some flashcards and ask students to see at the picture shown

4. The teacher asks students to name “kinds of job” in the picture then ask student to mention English and the meaning of the picture
5. After that, the teacher will explain about what form of vocabulary is used in the picture, how to understand the meaning of the picture from each vocabulary, where the vocabulary in the picture is include of noun
6. The students can ask about the picture that have been shown or vocabulary they don’t understand included noun, especially “kinds of job” which the teacher has explained at the beginning of the lesson
7. The teacher answers the students question about the picture that they don’t understand the meaning

#### **c. Post-Teaching**

8. The teacher gives question about what the meaning of the vocabulary that has been shown by the picture and the vocabulary that includes in noun.
9. The teacher ask to the students to name the new vocabulary they know.

#### **IX. Evaluation (30 minutes)**

1. To determine whether the objectives of this course have been accomplished, The teachers divide the handout of vocabulary level test to students in file form, and they doing the test to see that there are an increasing in students’ vocabulary size.
2. The teacher asked for the students collect the handout in group whatsapp to the teacher after doing the test.

## LESSON PLAN

- I. Subject** : Vocabulary size
- II. Unit** : Two
- III. Topic** : Kinds of Clothing
- IV. Time** : 90 minutes

### **V. Course Description**

This course prepares students to be able to develop and increase their vocabulary size through Flashcard media as a learning media.

### **VI. Course Objective**

To find if the students vocabulary size is increasing, by look and learning vocabulary used flashcard media “kinds of clothing” includes noun and doing vocabulary level test according to the material that has been taught on the flashcard media used.

### **VII. Materials and equipment**

1. Hand Phone
2. Handout
3. Vocabulary level test sheets

### **VIII. Procedures/ Activities: 60 minutes**

#### **a. Pre-Teaching**

1. The teacher explained about learn English with flashcards media “kinds of clothing” along with general words focus on noun
2. The teacher asked for the students to see the media that will be learn

#### **b. While-Teaching**

3. The teacher gives explanation of kinds of clothing by showing some flashcards and ask students to see at the picture shown
4. The teacher asks students to name “kinds of clothing” in the picture then ask

student to mention English and the meaning of the picture

5. After that, the teacher will explain about what form of vocabulary is used in the picture, how to understand the meaning of the picture from each vocabulary, where the vocabulary in the picture is include of noun
6. The students can ask about the picture that have been shown or vocabulary they don't understand included noun, especially "kinds of clothing" which the teacher has explained at the beginning of the lesson
7. The teacher answers the students question about the picture that they don't understand the meaning

#### **c. Post-Teaching**

8. The teacher gives question about what the meaning of the vocabulary that has been shown by the picture and the vocabulary that includes in noun.
9. The teacher ask to the students to name the new vocabulary they know.

#### **I. Evaluation (30 minutes)**

1. To determine whether the objectives of this course have been accomplished, The teachers divide the handout of vocabulary level test to students in file form, and they doing the test to see that there are an increasing in students' vocabulary size.
2. The teacher asked for the students collect the handout in group whatsapp to the teacher after doing the test.

## LESSON PLAN

**A. Subject** : Vocabulary size

**B. Unit** : Three

**C. Topic** : Kinds of body parts

**D. Time** : 90 minutes

**E. Course Description**

This course prepares students to be able to develop and increase their vocabulary size through Flashcard media as a learning media.

**F. Course Objective**

To find if the students vocabulary size is increasing, by look and learning vocabulary used flashcard media “kinds of body parts” includes noun and doing vocabulary level test according to the material that has been taught on the flashcard media used.

**G. Materials and equipment**

1. Hand Phone
2. Handout
3. Vocabulary level test sheets

**H. Procedures/ Activities: 60 minutes**

**a. Pre-Teaching**

1. The teacher explained about learn English with flashcards media “kinds of body parts” along with general words focus on noun
2. The teacher asked for the students to see the media that will be learn

**b. While-Teaching**

3. The teacher gives explanation of kinds of body parts by showing some



flashcards and ask students to see at the picture shown

4. The teacher asks students to name “kinds of body parts” in the picture then ask student to mention English and the meaning of the picture
5. After that, the teacher will explain about what form of vocabulary is used in the picture, how to understand the meaning of the picture from each vocabulary, where the vocabulary in the picture is include of noun
6. The students can ask about the picture that have been shown or vocabulary they don’t understand included noun, especially “kinds of body parts” which the teacher has explained at the beginning of the lesson
7. The teacher answers the students question about the picture that they don’t understand the meaning

### **c. Post-Teaching**

8. The teacher gives question about what the meaning of the vocabulary that has been shown by the picture and the vocabulary that includes in noun.
9. The teacher ask to the students to name the new vocabulary they know.

### **I. Evaluation (30 minutes)**

1. To determine whether the objectives of this course have been accomplished, The teachers divide the handout of vocabulary level test to students in file form, and they doing the test to see that there are an increasing in students’ vocabulary size.
2. The teacher asked for the students collect the handout in group whatsapp to the teacher after doing the test.

## LESSON PLAN

**A. Subject** : Vocabulary size

**B. Unit** : Four

**C. Topic** : Kinds of Place

**D. Time** : 90 minutes

### **E. Course Description**

This course prepares students to be able to develop and increase their vocabulary size through Flashcard media as a learning media.

### **F. Course Objective**

To find if the students vocabulary size is increasing, by look and learning vocabulary used flashcard media “kinds of place” includes noun and doing vocabulary level test according to the material that has been taught on the flashcard media used.

### **G. Materials and equipment**

1. Hand Phone
2. Handout
3. Vocabulary level test sheets

### **H. Procedures/ Activities: 60 minutes**

#### **I. Pre-Teaching**

1. The teacher explained about learn English with flashcards media “kinds of place” along with general words focus on noun
2. The teacher asked for the students to see the media that will be learn

#### **II. While-Teaching**

3. The teacher gives explanation of kinds of place by showing some flashcards and ask students to see at the picture shown
4. The teacher asks students to name “kinds of place” in the picture then ask

student to mention English and the meaning of the picture

5. After that, the teacher will explain about what form of vocabulary is used in the picture, how to understand the meaning of the picture from each vocabulary, where the vocabulary in the picture is include of noun
6. The students can ask about the picture that have been shown or vocabulary they don't understand included noun, especially "kinds of place" which the teacher has explained at the beginning of the lesson
7. The teacher answers the students question about the picture that they don't understand the meaning

#### **c. Post-Teaching**

8. The teacher gives question about what the meaning of the vocabulary that has been shown by the picture and the vocabulary that includes in noun.
9. The teacher ask to the students to name the new vocabulary they know.

#### **I. Evaluation (30 minutes)**

1. To determine whether the objectives of this course have been accomplished, The teachers divide the handout of vocabulary level test to students in file form, and they doing the test to see that there are an increasing in students' vocabulary size.
2. The teacher asked for the students collect the handout in group whatsapp to the teacher after doing the test.

## LESSON PLAN

**A. Subject** : Vocabulary size

**B. Unit** : Five

**C.Topic** : Kinds of food

**D.Time** : 90 minutes

### **E.Course Description**

This course prepares students to be able to develop and increase their vocabulary size through Flashcard media as a learning media.

### **F.Course Objective**

To find if the students vocabulary size is increasing, by look and learning vocabulary used flashcard media “kinds of job” includes noun and doing vocabulary level test according to the material that has been taught on the flashcard media used.

### **G.Materials and equipment**

1. Hand Phone
2. Handout
3. Vocabulary level test sheets

### **H. Procedures/ Activities: 60 minutes**

#### **a. Pre-Teaching**

1. The teacher explained about learn English with flashcards media “kinds of food” along with general words focus on noun
2. The teacher asked for the students to see the media that will be learn

#### **II. While-Teaching**

3. The teacher gives explanation of kinds of food by showing some flashcards and ask students to see at the picture shown
4. The teacher asks students to name “kinds of food” in the picture then ask

student to mention English and the meaning of the picture

5. After that, the teacher will explain about what form of vocabulary is used in the picture, how to understand the meaning of the picture from each vocabulary, where the vocabulary in the picture is include of noun
6. The students can ask about the picture that have been shown or vocabulary they don't understand included noun, especially "kinds of food" which the teacher has explained at the beginning of the lesson
7. The teacher answers the students question about the picture that they don't understand the meaning

#### **c. Post-Teaching**

8. The teacher gives question about what the meaning of the vocabulary that has been shown by the picture and the vocabulary that includes in noun.
9. The teacher ask to the students to name the new vocabulary they know.

#### **I. Evaluation (30 minutes)**

1. To determine whether the objectives of this course have been accomplished, The teachers divide the handout of vocabulary level test to students in file form, and they doing the test to see that there are an increasing in students' vocabulary size.
2. The teacher asked for the students collect the handout in group whatsapp to the teacher after doing the test.

## LESSON PLAN

- B. Subject** : Vocabulary size
- B. Unit** : Six
- C.Topic** : Gesture of vocabulary
- D.Time** : 90 minutes

### **E.Course Description**

This course prepares students to be able to develop and increase their vocabulary size through Flashcard media as a learning media.

### **F.Course Objective**

To find if the students vocabulary size is increasing, by look and learning vocabulary used flashcard media “gesture vocabulary” includes verb and doing vocabulary level test according to the material that has been taught on the flashcard media used.

### **G.Materials and equipment**

1. Hand Phone
2. Handout
3. Vocabulary level test sheets

### **H. Procedures/ Activities: 60 minutes**

#### **a. Pre-Teaching**

1. The teacher explained about learn English with flashcards media “gesture vocabulary” along with general words focus on verb
2. The teacher asked for the students to see the media that will be learn

#### **b. While-Teaching**

3. The teacher gives explanation of gesture vocabulary by showing some flashcards and ask students to see at the picture shown
- 4.The teacher asks students to name “gesture vocabulary” in the picture then ask

- student to mention English and the meaning of the picture
5. After that, the teacher will explain about what form of vocabulary is used in the picture, how to understand the meaning of the picture from each vocabulary, where the vocabulary in the picture is include of verb
  6. The students can ask about the picture that have been shown or vocabulary they don't understand included verb, especially "gesture vocabulary" which the teacher has explained at the beginning of the lesson
  7. The teacher answers the students question about the picture that they don't understand the meaning

### **c. Post-Teaching**

8. The teacher gives question about what the meaning of the vocabulary that has been shown by the picture and the vocabulary that includes in verb.
9. The teacher ask to the students to name the new vocabulary they know.

### **I. Evaluation (30 minutes)**

1. To determine whether the objectives of this course have been accomplished, The teachers divide the handout of vocabulary level test to students in file form, and they doing the test to see that there are an increasing in students' vocabulary size.
2. The teacher asked for the students collect the handout in group whatsApp to the teacher after doing the test.

## APPENDIX II

### Teaching materials of the research

#### UNIT 1: Flashcards media (Kinds of Jobs)

##### A. Definitions

This teaching materials of the research will be given to prepares students, to be able develop and increase their vocabulary size through flashcards media as a learning media and the topic in this meeting is “kinds of jobs” which is the type of vocabulary used for this material is a noun.

*What do you do? What does she/he do?*



Pay attention to the flashcards, the vocabulary in it will be discussed and explained one by one based on the flashcard media that have been shown. where this topic will be presented for 60 minutes during the lesson.

##### B. Instructions

The following are some instructions related to the stages that will be carried out during the learning process:



1. Pay attention to the teacher explanation about flashcards media that will be thought which is the type of vocabulary used for this material is a noun.
2. Please, look at the picture and pay attention the kinds of picture are contained in the flashcards.
3. The topic of the materials that learn today is “kinds of jobs” please attention and answer the question from the teacher
4. Please answer the name of vocabulary in the picture
5. Mention English and the meaning of the picture
6. After that, pay attention to the teacher that will be explain about what vocabulary form is used in the picture and how to understand the meaning of the picture of each vocabulary
7. The students can be asking about vocabulary they don't understand or about noun that has been explained by the teacher at the beginning of learning
8. Pay attention when the teacher answers the students question about vocabulary that include noun
9. Pay attention the teacher question about what the meaning of the vocabulary that has been explained by the vocabulary that include noun
10. Answer the teacher question about the meaning of the meaning of the vocabulary that has been explained by the picture and the vocabulary include noun and the students answer the name to know the new vocabulary

11. Do the vocabulary level test the given the teacher via WhatsApp after zoom in the file. The purpose is to see that there are an increasing in students' vocabulary size.

12. Collect the test to the teacher in group at the end of the lesson.

### C. Learning Materials

#### Kinds of jobs

What kinds of jobs do you know? There are many jobs out there. Then, how to say the kinds of jobs in English? There must be many kinds of jobs that are commonly known to the public. Such as teacher, doctor, pilot and others. But there are still various kinds of jobs that we need to know of course how to memorize jobs in English. This picture that has been 16 pictures.

Below there are materials about Flashcards media (Kinds of jobs) there are vocabulary with the explanations also the explanation of the definition of noun.

Firefighter: Pemadam Kebakaran	Carpenter: Tukang kayu
Pilot: Pilot	Policeman: Polisi
Soldier: Tentara	Painter: Pelukis
Fisherman: nelayan	Dentist: Perawat gigi
Doctor: Dokter	Secretary: Sekretaris
Nurse: Perawat	Astronaut: Astronaut
Driver: Sopir	Teacher: Guru
Student: Siswa	Postman: Tukang pos

## 1. The Definition of Noun

Noun is the most important parts of speech. It takes the main role in every sentence. noun is a word other than a pronoun that belongs to the word-class that inflect for plural, and that can function as subject or object in a sentence, can be preceded by articles and adjectives, and can be the object of preposition.

### D. Vocabulary level test

In this vocabulary level test, will be given to the students at the end of the learning process to know that there are progress of the students learning at the meeting. Below, there are five tables and consists of two blocks, one of the left and one of the rights. The right block consists of 6 words numbered 1-6 as answer choice, while the left block consists of 3 definitions with blanks. Participants must choose the options available on the right based on the definition in the left block by putting the check mark of the selected word in the blank.

	<b>Bite</b>	<b>Policeman</b>	<b>Listen</b>	<b>Carpenter</b>	<b>Sweep</b>	<b>Neck</b>
A person who makes wooden a chair and table everyday						
The part of the human body that connect the head to the body						
Pay attention of people who are talking						

	<b>Socks</b>	<b>Cut</b>	<b>Painter</b>	<b>Sit</b>	<b>Dentist</b>	<b>Drink</b>
Something to wear everyday before putting on shoes						
Put the body or body resting on the buttock						
Put water in your mouth and take a sip						

	Wash	Secretary	Driver	Jacket	Car	Write
Something that needs a pen						
Engine driven vehicle						
Clean with soap and water						

	Read	Look	Tie	Astronaut	Hat	Knock
work for travelling in a spacecraft						
Used when going to work in office						
Process of understanding the content of the text by voice or in the heart						

	Trousers	swim	Teacher	watch	Belt	Postman
See the show in front of the screen						
Job is to deliver mails						
Exercise the move the body in the pool						

## UNIT 2: Flashcards Media (Kinds of Clothing)

### A. Definitions

This teaching materials of the research will be given to prepares students, to be able develop and increase their vocabulary size through flashcards media as learning media and the topic in this meeting is “kinds of clothing” which is the type of vocabulary used for this material is a noun.

*What is it? When do you wear it?*



Pay attention to the flashcards, the vocabulary in it will be discussed and explained one by one based on the flashcard media that have been shown. where this topic will be presented for 60 minutes during the lesson.

### B. Instructions

The following are some instructions related to the stages that will be carried out during the learning process:

1. Pay attention to the teacher explanation about flashcards media that will be thought which is the type of vocabulary used for this material is a noun.
2. Please, look at the picture and pay attention the kinds of picture are contained in the flashcards.

3. The topic of the materials that learn today is “kinds of clothing” please attention and answer the question from the teacher
4. Please answer the name of vocabulary in the picture
5. Mention English and the meaning of the picture
6. After that, pay attention to the teacher that will be explain about what vocabulary form is used in the picture and how to understand the meaning of the picture of each vocabulary
7. The students can be asking about vocabulary they don't understand or about noun that has been explained by the teacher at the beginning of learning
8. Pay attention when the teacher answers the students question about vocabulary that include noun
9. Pay attention the teacher question about what the meaning of the vocabulary that has been explained by the vocabulary that include noun
10. Answer the teacher question about the meaning of the meaning of the vocabulary that has been explained by the picture and the vocabulary include noun and the students answer the name to know the new vocabulary
11. Do the vocabulary level test the given the teacher via WhatsApp after zoom in the file. The purpose is to see that there are an increasing in students' vocabulary size.
- 12. Collect the test to the teacher in group at the end of the lesson**

### C. Learning materials

Clothing is an object that we wear every day. There are many kinds of clothes. How to memorize the kinds of clothes in English? Clothes in English are called clothes. Clothing is an important object in human life that is always worn every day. For that, we need to learn how to memorize the kinds of clothes in English. This picture that has been 16 pictures.

Below there are materials about Flashcard media (Kinds of clothing) there are vocabulary with the explanations also the explanation of the definition of noun.

Gloves: Sarung tangan	Belt: Sabuk
Jacket: Jaket	Hat: Topi
Socks: Kaos kaki	Shoes: Sepatu
T-Shirt: Baju	Helmet: Helm
Tie: Dasi	Suits: Jas
Scarf: Syal	Letter: Surat
Shorts: Celana pendek	Card: Kartu
Trousers: Celana Panjang	Book: Buku

#### 1. The Definition of Noun

Noun is the most important parts of speech. It takes the main role in every sentence. noun is a word other than a pronoun that belongs to the word-class that inflect for plural, and that can function as subject or object in a sentence, can be preceded by articles and adjectives, and can be the object of preposition.

### D. Vocabulary level test

In this vocabulary level test, will be given to the students at the end of the learning process to know that there are progress of the students learning at the meeting. Below, there are five tables and consists of two blocks, one of the left and

one of the rights. The right block consists of 6 words numbered 1-6 as answer choice, while the left block consists of 3 definitions with blanks. Participants must choose the options available on the right based on the definition in the left block by putting the check mark of the selected word in the blank.

	Shoes	Firefighter	Pilot	catch	Shirt	Cook
Activities before eating						
Holding something fast moving						
The person driving the plane						

	Secretary	Teeth	Kick	eat	short	Soldier
job is to type letters, make telephone calls, and arrange meeting.						
When foot push the hard						
Activities that fill you up						

	Sweep	Painter	Car	Short	Soldier	Shirt
Cleaning with a broom						
job is to paint picture						
Subordinate worn by men and women						

	Teeth	Fisherman	Belt	Doctor	Cut	Dentist
People whose livelihood is fishing						
work in Hospital						
Tie pants or other clothes						

	Shoes	Shirt	Cut	Look	Trousers	Bite
Always wear in school everyday						
Upper body cover						
Oversize clothes to cover the waist to the ankles						

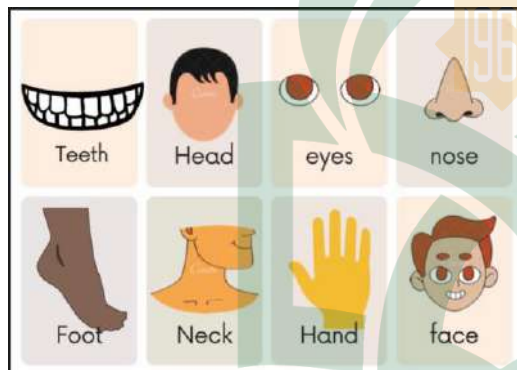


### UNIT 3 : Flashcards Media (Kinds of body parts)

#### A.Definitions

This teaching materials of the research will be given to prepares students, to be able develop and increase their vocabulary size through flashcards media as learning media and the topic in this meeting is “kinds of body parts” which is the type of vocabulary used for this material is a noun.

*What part of the body is it?*



Pay attention to the flashcards, the vocabulary in it will be discussed and explained one by one based on the flashcard media that have been shown. where this topic will be presented for 60 minutes during the lesson.

#### B. Instructions

The following are some instructions related to the stages that will be carried out during the learning process:

1. Pay attention to the teacher explanation about flashcards media that will be thought which is the type of vocabulary used for this material is a noun.

2. Please, look at the picture and pay attention the kinds of picture are contained in the flashcards.
3. The topic of the materials that learn today is “kinds of body parts” please attention and answer the question from the teacher
4. Please answer the name of vocabulary in the picture
5. Mention English and the meaning of the picture

After that, pay attention to the teacher that will be explain about what vocabulary form is used in the picture and how to understand the meaning of the picture of each vocabulary

6. The students can be asking about vocabulary they don't understand or about noun that has been explained by the teacher at the beginning of learning
7. Pay attention when the teacher answers the students question about vocabulary that include noun
8. Pay attention the teacher question about what the meaning of the vocabulary that has been explained by the vocabulary that include noun
9. Answer the teacher question about the meaning of the meaning of the vocabulary that has been explained by the picture and the vocabulary include noun and the students answer the name to know the new vocabulary
10. Do the vocabulary level test the given the teacher via WhatsApp after zoom in the file. The purpose is to see that there are an increasing in students' vocabulary size.
11. Collect the test to the teacher in group at the end of the lesson

### C. Learning materials

#### Kinds of Body parts

What are the kinds of our body parts? We have limbs from head to toe. The how is it called in English?

There are many members of the human body, there are heads, hands, feet, and many more. We need to learn the kinds of our body parts so that we understand about our own body.

This picture that has been 8 pictures.

Below there are materials about Flashcard media (Kinds of body parts) there are vocabulary with the explanations also the explanation of the definition of noun.

Teeth: Gigi
Head: Kepala
Eyes: Mata
Nose: Hidung
Foot: Kaki
Neck: Leher
Hand: Tangan
Fce: Wajah

#### 1. The Definition of Noun

Noun is the most important parts of speech. It takes the main role in every sentence. noun is a word other than a pronoun that belongs to the word-class that inflect for plural, and that can function as subject or object in a sentence, can be preceded by articles and adjectives, and can be the object of preposition.

#### D.Vocabulary level test

In this vocabulary level test, will be given to the students at the end of the learning process to know that there are progress of the students learning at the meeting. Below, there are five tables and consists of two blocks, one of the left and one of the rights. The right block consists of 6 words numbered 1-6 as answer choice, while the left block consists of 3 definitions with blanks. Participants must choose the options available on the right based on the definition in the left block by putting the check mark of the selected word in the blank.

	Dentist	Nurse	Brush	Mails	Pilot	Hat
person whose job is to care for people's teeth						
Something wear on the head						
Used daily to clean teeth						


	Policeman	Bite	Firefighter	Look	Car	Knock
Job is to catch thief						
Eating hard						
Four-wheel vehicle						

	Teacher	Shoes	Wake up	Soldier	Sea	Sleep
Work is teaching students						
Activities carried out to rest						
Keep from sleep						

	Teeth	firefighter	Mails	Knock	Jacket	Cut
Job is to extinguish the fire						

Messenger tool						
Activity to separate						

	Nurse	Jacket	Sea	Teeth	Soldier	Knock
member of an army						
Used for chewing and biting						
Hit something with the knuckle						



UNIVERSITAS ISLAM NEGERI  
**ALAUDDIN**  
 M A K A S S A R

## UNIT 4: Flashcard media (Kinds of Place)

### A. Definitions

This teaching materials of the research will be given to prepares students, to be able develop and increase their vocabulary size through flashcards media as learning media and the topic in this meeting is “kinds of body place” which is the type of vocabulary used for this material is noun.

*Do you know what kind of place this is?*



Pay attention to the flashcards, the vocabulary in it will be discussed and explained one by one based on the flashcard media that have been shown. where this topic will be presented for 60 minutes during the lesson.

### B. Instructions

The following are some instructions related to the stages that will be carried out during the learning process:

1. Pay attention to the teacher explanation about flashcards media that will be thought which is the type of vocabulary used for this material is a noun.

2. Please, look at the picture and pay attention the kinds of picture are contained in the flashcards.
3. The topic of the materials that learn today is “kinds of place” please attention and answer the question from the teacher
4. Please answer the name of vocabulary in the picture
5. Mention English and the meaning of the picture

After that, pay attention to the teacher that will be explain about what vocabulary form is used in the picture and how to understand the meaning of the picture of each vocabulary

6. The students can be asking about vocabulary they don't understand or about noun that has been explained by the teacher at the beginning of learning
7. Pay attention when the teacher answers the students question about vocabulary that include noun
8. Pay attention the teacher question about what the meaning of the vocabulary that has been explained by the vocabulary that include noun
9. Answer the teacher question about the meaning of the meaning of the vocabulary that has been explained by the picture and the vocabulary include noun and the students answer the name to know the new vocabulary
10. Do the vocabulary level test the given the teacher via WhatsApp after zoom in the file. The purpose is to see that there are an increasing in students' vocabulary size.
11. Collect the test to the teacher in group at the end of the lesson

### C. Learning materials

#### Kinds of Place

There are many places around us, we often find it even in public place. What kinds of place in English? Place is that many people visit. Therefore, it is important for us to learn the kinds of place in English. This picture that has been 8 pictures.

Below there are materials about Flashcard media (Kinds of place) there are vocabulary with the explanations also the explanation of the definition of noun.

Sea: Laut
Market: Pasar
Hospital: Rumah sakit
Restaurant: Restoran
School: Sekolah
Mosque: Mesjid
Cafeteria: kafetaria
Library: Perpustakaan

#### 2. The Definition of Noun

Noun is the most important parts of speech. It takes the main role in every sentence. noun is a word other than a pronoun that belongs to the word-class that inflect for plural, and that can function as subject or object in a sentence, can be preceded by articles and adjectives, and can be the object of preposition.

#### D.Vocabulary level test

In this vocabulary level test, will be given to the students at the end of the learning process to know that there are progress of the students learning at the meeting. Below, there are five tables and consists of two blocks, one of the left and one of the rights. The right block consists of 6 words numbered 1-6 as answer



choice, while the left block consists of 3 definitions with blanks. Participants must choose the options available on the right based on the definition in the left block by putting the check mark of the selected word in the blank.

	Sea	Astronaut	Jacket	Cook	Nurse	Postman
Place for vacation						
Doctor assistant						
Clothes to wear when it's cold						

	Glove	Scarf	Head	Friends	Helmet	Suits
People who are always around us						
Head protection hat						
Part of the body that house the brain						

	Spacecraft	Foot	Hand	Clothing	Student	Farmer
Limbs that support the body						
Limbs from elbow to fingertips						
Person being taught						

	Meals	Singer	Dancer	Artist	Thief	Picture
A person who job is to sing						
People whose job is dancing						
An object that become a memory						

	Letter	Chair	Table	Uniforms	Musician	Book
Seat of legged and reclined						

A sheet of paper						
A collection of paper bound together						



UNIVERSITAS ISLAM NEGERI  
**ALAUDDIN**  
 M A K A S S A R

## UNIT 5: Flashcard media (kinds of food)

### A. Definitions

This teaching materials of the research will be given to prepares students, to be able develop and increase their vocabulary size through flashcards media as learning media and the topic in this meeting is “kinds of food” which is the type of vocabulary used for this material is a noun.

*You can guess what kinds of food it is?*



Pay attention to the flashcards, the vocabulary in it will be discussed and explained one by one based on the flashcard media that have been shown. where this topic will be presented for 60 minutes during the lesson.

### B. Instructions

The following are some instructions related to the stages that will be carried out during the learning process:

11. Pay attention to the teacher explanation about flashcards media that will be thought which is the type of vocabulary used for this material is a noun.

12. Please, look at the picture and pay attention the kinds of picture are contained in the flashcards.

13. The topic of the materials that learn today is “kinds of food” please attention and answer the question from the teacher

14. Please answer the name of vocabulary in the picture

15. Mention English and the meaning of the picture

After that, pay attention to the teacher that will be explain about what vocabulary form is used in the picture and how to understand the meaning of the picture of each vocabulary

16. The students can be asking about vocabulary they don't understand or about noun that has been explained by the teacher at the beginning of learning

17. Pay attention when the teacher answers the students question about vocabulary that include noun

18. Pay attention the teacher question about what the meaning of the vocabulary that has been explained by the vocabulary that include noun

19. Answer the teacher question about the meaning of the meaning of the vocabulary that has been explained by the picture and the vocabulary include noun and the students answer the name to know the new vocabulary

20. Do the vocabulary level test the given the teacher via WhatsApp after zoom in the file. The purpose is to see that there are an increasing in students' vocabulary size.

11. Collect the test to the teacher in group at the end of the lesson

### C. Learning materials

There are so many kinds of food, from heavy to light or snack. How is it called in English? Check out the list below: Food in English is called "food". There are heavy foods such as rice and vegetables, some are light or snacks.

Below there are materials about Flashcard media (Kinds of food) there are vocabulary with the explanations also the explanation of the definition of noun.

Meals: Makanan	Car: Mobil
Cup: Cangkir	Picture: Gambar
Tea: The	Chair: Kursi
Bread: Roti	Bicycle: Sepeda
Noodle: Mie	Yard: halaman
Cake: Kue	Door: Pintu
Vegetable: Sayuran	Mattress: Matras
Egg: Telur	Airplane: Pesawat terbang

#### 1. The Definition of Noun

Noun is the most important parts of speech. It takes the main role in every sentence. noun is a word other than a pronoun that belongs to the word-class that inflect for plural, and that can function as subject or object in a sentence, can be preceded by articles and adjectives, and can be the object of preposition.

### D.Vocabulary level test

In this vocabulary level test, will be given to the students at the end of the learning process to know that there are progress of the students learning at the meeting. Below, there are five tables and consists of two blocks, one of the left and one of the rights. The right block consists of 6 words numbered 1-6 as answer choice, while the left block consists of 3 definitions with blanks. Participants must

choose the options available on the right based on the definition in the left block by putting the check mark of the selected word in the blank.

	Mattress	Airplane	Bicycle	Cart	Yard	Market
Heavier-than-air-aircraft						
A place where buyers and sellers meet						
Land around the house (school, etc)						

	Hospital	Restaurant	Cup	Tea	Paper	School
A place where sick people are treated						
A small container for drinking tea and coffee						
A place for students and teachers to learn						

	Door	Floor	Bread	Radio	Ball	Noodle
a place to enter and exit						
Base of a room						
An abject used to play basketball, futsal and etc						

	Scarf	Suits	Farmer	Clothing	Table	Glove
Neck wrap						
A kind of clothing that cover hands						
a person who work on the farm						

	Spacecraft	Artist	Dancer	Thief	uniforms	Musician
The famous person						
People whose job is to play a musical instrument						
people who take other people property secretly						



UNIVERSITAS ISLAM NEGERI  
**ALAUDDIN**  
 M A K A S S A R

## UNIT 6: Flashcard media (gesture vocabulary)

### A. Definitions

This teaching materials of the research will be given to prepares students, to be able develop and increase their vocabulary size through flashcards media as learning media and the topic in this meeting is “gesture vocabulary” which is the type of vocabulary used for this material is verb.

*What kinds of verb are in the picture?*



Pay attention to the flashcards, the vocabulary in it will be discussed and explained one by one based on the flashcard media that have been shown. where this topic will be presented for 60 minutes during the lesson.

### B. Instructions

The following are some instructions related to the stages that will be carried out during the learning process:

1. Pay attention to the teacher explanation about flashcards media that will be thought which is the type of vocabulary used for this material is verb.
2. Please, look at the picture and pay attention the kinds of picture are contained in the flashcards.



3. The topic of the materials that learn today is “gesture vocabulary” please attention and answer the question from the teacher
4. Please answer the name of vocabulary in the picture
5. Mention English and the meaning of the picture
6. After that, pay attention to the teacher that will be explain about what vocabulary form is used in the picture and how to understand the meaning of the picture of each vocabulary
7. The students can be asking about vocabulary they don’t understand or about noun that has been explained by the teacher at the beginning of learning
8. Pay attention when the teacher answers the students question about vocabulary that include noun
9. Pay attention the teacher question about what the meaning of the vocabulary that has been explained by the vocabulary that include noun
10. Answer the teacher question about the meaning of the meaning of the vocabulary that has been explained by the picture and the vocabulary include noun and the students answer the name to know the new vocabulary
11. Do the vocabulary level test the given the teacher via WhatsApp after zoom in the file. The purpose is to see that there are an increasing in students’ vocabulary size.
- 12.** .Collect the test to the teacher in group at the end of the lesson

### C.Learning Materials

Below there are materials about Flashcard media (gesture vocabulary) there are vocabulary with the explanations also the explanation of the definition of verb.

Cut: Memotong	Look: Melihat
Listen: Mendengar	Kick: Menendang
Watch: Menonton	Bite: Menggigit
Eat: Makan	Catch: Menangkap
Wake up: Bangun	Knock: Mengetuk
Sleep: Tidur	Brush: Menyikat
Sweep: Menyapu	Sit: Duduk
Swim: Berenang	Write: Menulis

#### 1. The Definition of Noun

Noun is the most important parts of speech. It takes the main role in every sentence. noun is a word other than a pronoun that belongs to the word-class that inflect for plural, and that can function as subject or object in a sentence, can be preceded by articles and adjectives, and can be the object of preposition.

#### D.Vocabulary level test

In this vocabulary level test, will be given to the students at the and of the learning process to know that there are progress of the students learning at the meeting. Below, there are five tables and consists of two blocks, one of the left and one of the rights. The right block consists of 6 words numbered 1-6 as answer choice, while the left block consists of 3 definitions with blanks. Participants must choose the options available on the right based on the definition in the left block by putting the check mark of the selected word in the blank.

	Mattress	Bicycle	Cart	Restaurant	Tea	Paper
Two-wheel vehicle by moving the foot to run it						
A place for eat						
Dirty clothes						

	Tea	Paper	Bread	Radio	Noodle	Spacecraft
Unhealthy food						
a sheet used for writing						
A color drink in the morning						

	Clothing	Meals	Mattress	Suits	Paper	Bread
Items that wear by people like shirt, trouser, etc						
Food made from wheat flour						
Thick and solid mattress						

UNIVERSITAS ISLAM NEGERI

	Cake	Suits	Meals	Radio	Table	Uniform
Object at home or school that have a flat surface						
Clothes that are the same color as the cut						
Something that eaten with different shape and taste						

	Suits	Friends	Jacket	Meals	Helmet	Radio
Long sleeve formal dress						

Substances that are eaten by living things to obtain nutrients						
An object used to hear information						



UNIVERSITAS ISLAM NEGERI  
**ALAUDDIN**  
 M A K A S S A R

### APPENDIX III

#### Vocabulary Level Test

#### Using Flashcards Media to Teaching English (I)

Choose and check the correct answer below!

	Bite	Policeman	Listen	Carpenter	Sweep	Neck
A person who makes wooden a chair and table everyday						
The part of the human body that connect the head to the body						
Pay attention of people who are talking						

	Socks	Cut	Painter	Sit	Dentist	Drink
Something to wear everyday before putting on shoes						
Put the body or body resting on the buttock						
Put water in your mouth and take a sip						

	Wash	Secretary	Driver	Jacket	Car	Write
Something that needs a pen						
Engine driven vehicle						
Clean with soap and water						

	Read	Look	Tie	Astronaut	Hat	Knock
work for travelling in a spacecraft						
Used when going to work in office						
Process of understanding the content of the text by voice or in the heart						

	Trousers	swim	Teacher	watch	Belt	Postman
See the show in front of the screen						
Job is to deliver mails						
Exercise the move the body in the pool						

## Using Flashcards Media to Teaching English (II)

Choose and check the correct answer below!

	Shoes	Firefighter	Pilot	catch	Shirt	Cook
Activities before eating						
Holding something fast moving						
The person driving the plane						

	Secretary	Teeth	Kick	eat	short	Soldier
job is to type letters, make telephone calls, and arrange meeting.						
When foot push the hard						
Activities that fill you up						

	Sweep	Painter	Car	Short	Soldier	Shirt
Cleaning with a broom						
job is to paint picture						
Subordinate worn by men and women						

	Teeth	Fisherman	Belt	Doctor	Cut	Dentist
People whose livelihood is fishing						
work in Hospital						
Tie pants or other clothes						

	Shoes	Shirt	Cut	Look	Trousers	Bite
Always wear in school everyday						
Upper body cover						
Oversize clothes to cover the waist to the ankles						

### Using Flashcards Media to Teaching English (III)

Choose and check the correct answer below!

	Dentist	Nurse	Brush	Mails	Pilot	Hat
person whose job is to care for people's teeth						
Something wear on the head						
Used daily to clean teeth						

	Policeman	Bite	Firefighter	Look	Car	Knock
Job is to catch thief						
Eating hard						
Four-wheel vehicle						

	Teacher	Shoes	Wake up	Soldier	Sea	Sleep
Work is teaching students						
Activities carried out to rest						
Keep from sleep						

	Teeth	firefighter	Mails	Knock	Jacket	Cut
Job is to extinguish the fire						
Messenger tool						
Activity to separate						

	Nurse	Jacket	Sea	Teeth	Soldier	Knock
member of an army						
Used for chewing and biting						
Hit something with the knuckle						

## Using Flashcards Media to Teaching English (IV)

Choose and check the correct answer below!

	Sea	Astronaut	Jacket	Cook	Nurse	Postman
Place for vacation						
Doctor assistant						
Clothes to wear when it's cold						

	Glove	Scarf	Head	Friends	Helmet	Suits
People who are always around us						
Head protection hat						
Part of the body that house the brain						

	Spacecraft	Foot	Hand	Clothing	Student	Farmer
Limbs that support the body						
Limbs from elbow to fingertips						
Person being taught						

	Meals	Singer	Dancer	Artist	Thief	Picture
A person who job is to sing						
People whose job is dancing						
An object that become a memory						

	Letter	Chair	Table	Uniforms	Musician	Book
Seat of legged and reclined						
A sheet of paper						
A collection of paper bound together						



## Using Flashcards Media to Teaching English (V)

Choose and check the correct answer below!

	Mattress	Airplane	Bicycle	Cart	Yard	Market
Heavier-than-air-aircraft						
A place where buyers and sellers meet						
Land around the house (school, etc)						

	Hospital	Restaurant	Cup	Tea	Paper	School
A place where sick people are treated						
A small container for drinking tea and coffee						
A place for students and teachers to learn						

	Door	Floor	Bread	Radio	Ball	Noodle
a place to enter and exit						
Base of a room						
An abject used to play basketball, futsal and etc						

	Scarf	Suits	Farmer	Clothing	Table	Glove
Neck wrap						
A kind of clothing that cover hands						
a person who work on the farm						

	Spacecraft	Artist	Dancer	Thief	uniforms	Musician
The famous person						

People whose job is to play a musical instrument						
people who take other people property secretly						

### Using Flashcards Media to Teaching English (VI)

Choose and check the correct answer below!

	Mattress	Bicycle	Cart	Restaurant	Tea	Paper
Two-wheel vehicle by moving the foot to run it						
A place for eat						
Dirty clothes						

	Tea	Paper	Bread	Radio	Noodle	Spacecraft
Unhealthy food						
a sheet used for writing						
A color drink in the morning						

	Clothing	Meals	Mattress	Suits	Paper	Bread
Items that wear by people like shirt, trouser, etc						
Food made from wheat flour						
Thick and solid mattress						

	Cake	Suits	Meals	Radio	Table	Uniform
Object at home or school that have a flat surface						
Clothes that are the same color as the cut						
Something that eaten with different shape and taste						

	Suits	Friends	Jacket	Meals	Helmet	Radio
Long sleeve formal dress						
Substances that are eaten by living things to obtain nutrients						
An object used to hear information						

choice

Correct answer by crossing A, B, C, or D.

I always wear .... before I wear my shoes

c. Shirt

d. Socks

## INSTRUMENT OF THE RESEARCH

**Student Identify :**


Reg Number :

Choose the correct answer by crossing A, B, C, or D.



2. It is cool, so you must wear ....
- a. Jacket                      c. Shoes
- b. Shorts                      d. Tie



3.  My father wears .... on his neck.
- a. Hat                                      c. Shoes

b. Tie

d. Belt



4. What is it?

a. It is a tie.

c. It is a glove.

b. It is a scarf.

d. It is a belt.



5. What is “Celana Panjang” in English?

a. Trousers

c. Jacket

b. Shorts

d. Shirt



6. My brother wears ..... on his head.

a. Jacket

c. Socks

b. Hat

d. Shoes



7. My mother wears her scarf on her .....

a. Head

c. Neck

b. Foot

d. Hands



8. T – H – I – S – R – T

- a. T-SHIRT                      c. THRIST  
b. SHRITT                      d. HIRTST



9. My brother wear .... when he plays Basketball with his friends

- a. Shorts                      c. Shoes  
b. Trousers                      d. Jacket



10. They are my father's ....

- a. Socks                      c. Shorts  
b. Tie                      d. Shoes



11. I work for travelling in a spacecraft. When I work, I wear space suits and helmet. I am an ....

- a. Astronaut                      c. Pilot  
b. Nurse                      d. Policeman



12. Dentist is a person whose job is to care for people's ....

- a. Foot
- b. Hand
- c. Teeth
- d. Clothing



13. Mr. Ridwan works in a school. Every day she teaches the students.

Mr. Ridwan is a ....

- a. Teacher
- b. Doctor
- c. Farmer
- d. Astronaut



14. My job is to extinguish the fire. Who am I?

- a. Farmer
- b. Policeman
- c. Astronaut
- d. Firefighter



15. My father always wears white coat when he works. He works in a hospital. He helps people who are ill. My father is a ....

- a. Nurse
- b. Doctor
- c. Postman
- d. Secretary



16. Mr. Rony is my neighbor. His job is to catch fish. He is a ....

- a. Fisherman
- b. Firefighter
- c. Policeman
- d. Postman




17. I love cooking. My job is to cook meals in the restaurant. I am a ....

- a. Singer
- b. Artist
- c. Dancer
- d. Cook



18. Mr. Anwar's job is to catch thief and people who do not obey the law. He also makes people feel safe. Who is Mr. Anwar?

- a. Policeman
- b. Postman
- c. Pilot
- d. Firefighter



19. Mr. Dany's job is to paint picture. His pictures are very beautiful. He is a ....

- a. Singer
- c. Painter



b. Dancer

d. Doctor



20. My sister works in an office. Her job is to type letters, make telephone calls, and arrange meeting. She works as a ....

a. Secretary

c. Singer

b. Teacher

d. Carpenter

*Adapted from (Kristha, 2015)*

### B. Fill in the blank

Complete the sentences below by using these pictures.

 <i>Cut</i>	 <i>Listen</i>	 <i>Watch</i>	 <i>eat</i>	 <i>Wake up</i>
 <i>Sleep</i>	 <i>Read</i>	 <i>Wash</i>	 <i>sweep</i>	 <i>write</i>
 <i>Swim</i>	 <i>Look</i>	 <i>Kick</i>	 <i>bite</i>	 <i>catch</i>

				
<i>Sit</i>	<i>Cook</i>	<i>Drink</i>	<i>brush</i>	<i>knock</i>

1. I ...a cup of tea every morning.
2. It is the right moment the police ...the thief.
3. Try to ...the paper with this cutter.
4. I want to ...this amazing book.
5. Let me ...beside you in this chair.
6. I ...my school uniforms every Sunday.
7. ...the door before enter.
8. I ...the floor.
9. I am going to...before 22.00 o'clock.
10. I will ... this bread with my teeth.
11. My dad ... the news on the radio every morning.
12. My mom ...a letter for my dad.
13. I like to ...a horror movie with my brother.
14. I ...the ball to the other player.

15. We are going to ...in the swimming pool.

16. I ...my teeth.


17. My mom always ... at 4 am.

18. ...at me now, please.

19. I will ...some foods for you.

20. I ...noodle this morning.

*Adapted from (Gusman, 2018)*



## APPENDIX V

### INSTRUMENT OF THE RESEARCH

#### POST-TEST

**Student Identify :**

Full Name :

Reg Number :

#### **A. Multiple Choice**

Choose the correct answer by crossing A, B, C, or D.



1. I work for travelling in a spacecraft. When I work, I wear space suits and helmet. I am an ....

- a. Astronaut                      c. Pilot  
b. Nurse                              d. Policeman



2. He is my brother. He is a ....

- a. Pilot                                  c. Driver  
b. Firefighter                      d. Painter



3. My uncle's job is to fly a plane. Who is he?

a. Postman

c. Pilot

b. Doctor

d. Policeman



4. Who am I?

a. Postman

c. Pilot

b. Policeman

d. Singer



5. Dentist is a person whose job is to care for people's ....

a. Foot

c. Teeth

b. Hand

d. Clothing



6. Mr. Ridwan works in a school. Every day she teaches the students.

Mr. Ridwan is a ....

a. Teacher

c. Farmer

b. Doctor

d. Astronaut



7. My job is to extinguish the fire. Who am I?

a. Farmer

c. Astronaut

b. Policeman

d. Firefighter



8. My father always wears white coat when he works. He works in a hospital. He helps people who are ill. My father is a ....

a. Nurse

c. Postman

b. Doctor

d. Secretary



9. Mr. Rony is my neighbor. His job is to catch fish. He is a ....

a. Fisherman

c. Policeman

b. Firefighter

d. Postman



10. I love cooking. My job is to cook meals in the restaurant. I am a ....

a. Singer

c. Dancer

b. Artist

d. Cook



11. Mr. Rony makes wooden chairs and tables every day. He is a ....

a. Farmer

c. Carpenter

b. Nurse

d. Postman



12.

I am a member of an army. I am in military. I am a ....

a. Doctor

c. Driver

b. Carpenter

d. Soldier



13.

Mr. Anwar's job is to catch thief and people who do not obey the law. He also makes people feel safe. Who is Mr. Anwar?

a. Policeman

c. Pilot

b. Postman

d. Firefighter



14.

Mr. Dany's job is to paint picture. His pictures are very beautiful. He is a ....

a. Singer

c. Painter

b. Dancer

d. Doctor



15. My sister works in an office. Her job is to type letters, make telephone calls, and arrange meeting. She works as a ....

a. Secretary

c. Singer

b. Teacher

d. Carpenter



16. Nina works in a hospital. When she works, she wears a uniform. Her uniform is white. Her job is to help the doctor to take care the patients. She is a ....

a. Secretary

c. Musician

b. Nurse

d. Teacher



17. My uncle is a postman. His job is to deliver ....

a. Book

c. Mails

b. Mattress

d. Shoes



18. When I got toothache. I must see ....



a. Dentist

c. Nurse

b. Doctor

d. Astronaut



19. John is a driver. His job is to drive a ....

a. Airplane

c. Car

b. Cart

d. Bicycle



20. A fisherman usually catches fish at ....

a. Yard

c. Market




b. Sea

d. Hospital

*Adapted from (Kristha, 2015)*

## B. Fill in the blank

Complete the sentences below by using these pictures.

 <i>cut</i>	 <i>Listen</i>	 <i>Watch</i>	 <i>eat</i>	 <i>Wake up</i>
				

<i>sleep</i>	<i>Read</i>	<i>Wash</i>	<i>sweep</i>	<i>write</i>
				
<i>swim</i>	<i>Look</i>	<i>Kick</i>	<i>bite</i>	<i>catch</i>
				
<i>sit</i>	<i>Cook</i>	<i>Drink</i>	<i>brush</i>	<i>knock</i>

1. I ...at 05.00 o'clock every day.
2. You ...so beautiful in white.
3. I don't ...coffee this morning.
4. I will ...this apple with my teeth.
5. ...carefully and repeat after me.
6. I ...the floor.
7. You have to...before 22.00 o'clock.
8. I always ...the letter to my mom.
9. The police ...the thief.
10. Every two months, I ...my hair.

11. I like to...a book.

12. ...the door before enter.

13. I love swimming pool because I like to ....

14. ...your teeth every night.

15. I like to ...football match together with my brothers.

16. I ...the ball to the goal.

17. I always ...rice in the rice cooker.

18. I don't...any food in the night.

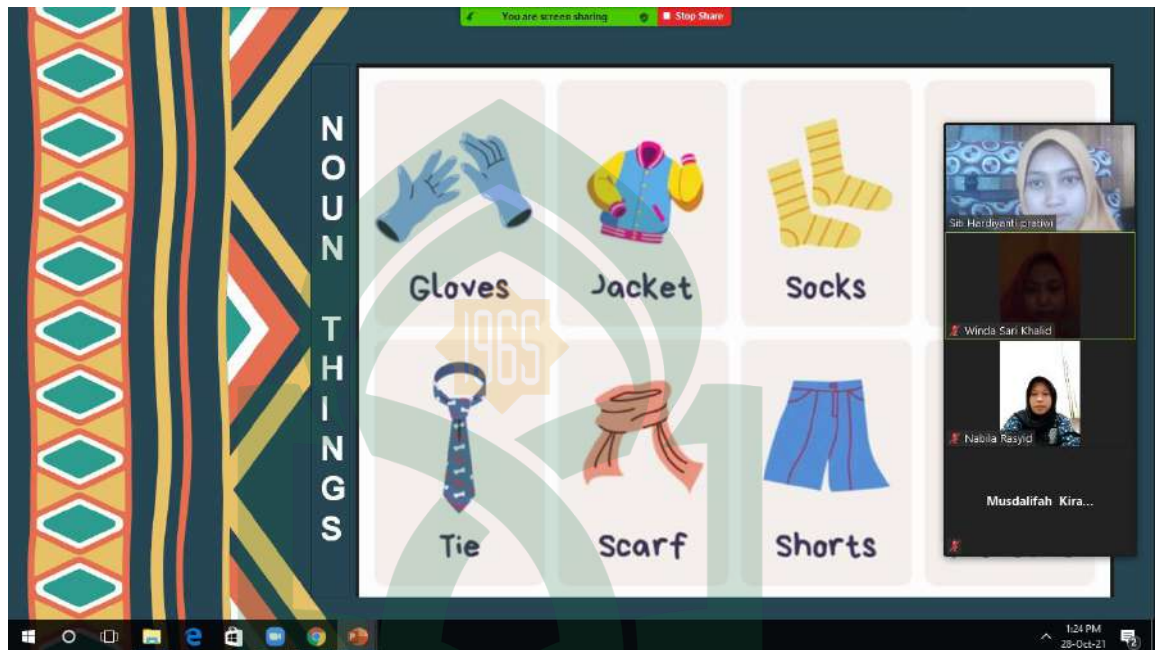
19. Let me ...beside you in this chair.

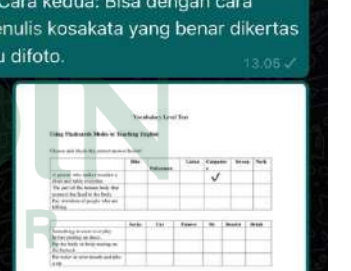

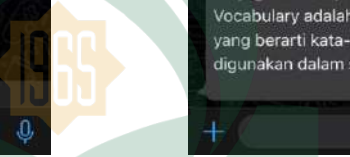
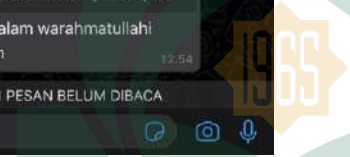
20. I ...my clothes every week.

*Adapted from (Gusman, 2018)*

## APPENDIX VI

### Documentation







## **CURRICULUM VITAE**



Siti Hardiyanti Pratiwi is the first child of Alm. Ruslan and Darma. She was born on 27 Juli 1999 in Pangkajene dan Kepulauan Regency province of South Sulawesi. In 2005, she started her education in MI DDI Laikang and graduated in 2011. She continued her study in MTsN Ma'rang but now it becomes MTsN Pangkep and graduated in 2014.

Then she continued her study in Man Pangkep and graduated in 2017. In following years, she continued her study at State Islamic University (UIN) Alauddin Makassar 2017-2021. Besides a student at the University, she was also active in several organizations and has been staff for training and competency development for the 2019-2020 period at the IPPM PANGKEP koord. UIN ALAUDDIN MAKASSAR.

UNIVERSITAS ISLAM NEGERI  
**ALAUDDIN**  
M A K A S S A R