


**USING VIDEO BLOGGING IN TEACHING SPEAKING AT THE FIRST
GRADE STUDENTS OF SMA-IT AL-FITYAN SCHOOL GOWA**



A Thesis

**Submitted in Partial Fulfillment of the Requirements for the Degree of Sarjana
Pendidikan (S.Pd) in English Education Department of Tarbiyah and Teaching
Science Faculty of UIN Alauddin Makassar**

By:

MURNIN AYU SRI NINGSI. B

Reg. Number: 20400116102

**ENGLISH EDUCATION DEPARTMENT
TARBIYAH AND TEACHING SCIENCE FACULTY
ALAUDDIN STATE ISLAMIC UNIVERSITY OF MAKASSAR**

2022

PERNYATAAN KEASLIAN SKRIPSI


Mahasiswi yang bertanda tangan di bawah ini:

Nama : Murnin Ayu Sri Ningsi.B
NIM : 20400116102
Tempat/Tgl.Lahir : Kendari, 25 Juli 1998
Jur/Prodi/Konsentrasi : Pendidikan Bahasa Inggris
Fakultas/Program : Tarbiyah dan Keguruan
Alamat : Bonto Ramba
Judul Skripsi : *Using Video Blogging In Teaching Speaking at the First Grade Students of SMA-IT Al-Fityan School Gowa*

Menyatakan dengan sesungguhnya dan penuh kesadaran bahwa skripsi ini adalah hasil karya sendiri. Jika kemudian hari terbukti bahwa ini merupakan duplikat, tiruan, plagiat, atau dibuat oleh orang lain, sebagian atau seluruhnya, maka skripsi dan gelar yang diperoleh karenanya batal demi hukum.

Samata-Gowa, Maret 2022

Penyusun



Murnin Ayu Sri Ningsi.B

NIM: 20400116102

PERSETUJUAN UJIAN MUNAQASYAH

Skripsi dengan judul "*Using Video Blogging in Teaching Speaking at the First Grade Students of SMA-IT Al-Fityan School Gowa*", yang disusun oleh Saudara **Murnin Ayu Sri Ningsi.B**, NIM: 20400116102, telah diseminarkan dalam Ujian Kualifikasi Hasil Skripsi pada hari Jumat, tanggal 11 Maret 2022 M, bertepatan dengan tanggal 8 Sya'ban 1443 H. Skripsi tersebut telah melalui proses perbaikan dan memenuhi syarat-syarat ilmiah serta disetujui untuk diajukan dalam *Ujian Munaqasyah*.

Demikian persetujuan ini diberikan untuk proses selanjutnya.

PEMBIMBING:

1. Prof. Dr. Hj. Djuwairiah Ahmad, M.Pd., M.TESOL (.....)
2. Masykur Rauf, S.Hum., M.Pd. (.....)

PENGUJI:

1. Dr. Hj. Mardiana, M. Hum. (.....)
2. Muhammad Syahrudin Nawir, M.Hum. (.....)

Gowa, 22 Maret 2022

Diketahui oleh:

A.n. Dekan FTK UIN Alauddin Makassar Ketua Jurusan PBI,
Wakil Dekan Bidang Akademik,



Dr. M. Shabir U., M.Ag.
NIP. 196609281993031002

Prof. Dra. Hj. St. Azisah, M.Ed.St., Ph.D.
NIP. 196712311993032016

PENGESAHAN SKRIPSI

Skripsi berjudul “*Using Video Blogging in Teaching Speaking at the First Grade Students of SMA-IT Al-Fityan School Gowa*”, yang disusun oleh saudari **Murnin Ayu Sri Ningsi.B**, NIM **20400116102**, mahasiswa Jurusan Pendidikan Bahasa Inggris Fakultas Tarbiyah dan Keguruan UIN Alauddin Makassar, telah diuji dan dipertahankan dalam sidang munaqasyah yang diselenggarakan pada hari Rabu tanggal 24 Maret 2022 M, bertepatan dengan tanggal 21 Sya`ban 1443 H, dinyatakan telah dapat diterima sebagai salah satu syarat untuk memperoleh gelar Sarjana dalam Ilmu Pendidikan, Jurusan Bahasa Inggris dengan beberapa perbaikan.

Gowa, 24 Maret 2022 M
21 Sya`ban 1443 H

DEWAN PENGUJI: (Nomor SK 299 Tahun 2022)

Ketua Sidang : Prof. Dra. Hj. St. Azisah, M.Ed.St., Ph.D.

Sekretaris : Dr. Sitti Nurpahmi, S.Pd., M.Pd.

Munaqisy I : Dr. Hj. Mardiana, M.Hum.

Munaqisy II : Muhammad Syahrudin Nawir, M.Hum.

Pembimbing I : Prof. Dr. Hj. Djuwairiah Ahmad, M.Pd., M.TESOL.

Pembimbing II: Masykur Rauf, S.Hum.,M.Pd.



Diketahui oleh:

Dekan Fakultas Tarbiyah dan Keguruan
UIN Alauddin Makassar



Dr. H. Marjuni, S.Ag., M.Pd.I.

NIP 197810112005011006

ACKNOWLEDGEMENTS

بِسْمِ اللَّهِ الرَّحْمَنِ الرَّحِيمِ

Alhamdulillah Robbil'Alamin, the researcher would like to express her deepest gratitude to the almighty Allah SWT, the only provider, the most merciful who gives His guidance, inspiration, and good health for all time to conduct the writing of this thesis. Shalawat and Salam are always delivered to the great Prophet Muhammad SAW who has brought us from the darkness to the lightness.

The success of the researcher in writing this thesis was supported and encouraged by many people who gave valuable assistance and guidance. The researcher realized that this thesis would have not been completed without their support. Therefore, the researcher would like to express her special gratitude to her beloved family, Coni Family and Biu' Family especially her beloved parents, **Maryam** and **Dg. Rani** who always prayed, motivated, educated, struggled, and gave the best support for the researcher in finishing her study at UIN Aladdin Makassar. Besides, the researcher also would like to express her greatest gratitude and appreciation to:

1. **Prof. Hamdan Juhannis, M.A., Ph.D.** the Rector of State Islamic University of Alauddin Makassar who has lead this university as well.
2. **Dr. H. A. Marjuni, S.Ag., M.Pd.I.** the Dean of Tarbiyah and Teaching Science Faculty of Alauddin State University of Makassar who has given permission to continue this research.

3. **Prof. Dra. Hj. St. Azisah, M.Ed.St., Ph.D.** the Head of English Education Department, Tarbiyah and Teaching Science Faculty of Alauddin State Islamic University of Makassar who has given permission and convenience in the preparation of this thesis.
4. **Dr. Sitti Nurpahmi, S.Pd., M.Pd.** the Secretary of English Education Department, Tarbiyah and Teaching Science Faculty of Alauddin State Islamic University of Makassar who has given advices and also helped the researcher in completing this thesis.
5. **Prof. Dr. Hj. Djuwairiah Ahmad, M.Pd., M.TESOL.** the researcher's first Consultant, who has always given suggestions and advices to success and finish this thesis.
6. **Masykur Rauf, S.Hum., M.Pd.** the researcher's second Consultant, who has always given support and provided convenience in completing this thesis.
7. **Dr. Hj. Mardiana, M.Hum.** the researcher's first Examiner, who have always suggested, and given the best contribution in the process of finishing this thesis.
8. **Muhammad Syahrudin Nawir, M.Hum.** the researcher's second Examiner, who have always given the best contribution and time, in the process of improving this thesis.
9. The most thanks for all lecturers of English Education Department and all the staffs of Tarbiyah and Teaching Science Faculty who has

always helped in academics term or graduation requirements at Alauddin State Islamic University of Makassar.

10. The researcher sends big thanks to SMA-IT Al-Fityan School Gowa, especially for the headmaster, the English Teacher, and all the students of class X MIPA because without their helped, the researcher cannot finish her research.
11. Deeply thanks for the researcher's beloved best friends, **Jihan Syahidah, S. Ds, Sindy Rahmawati, S. Ds, Alfi cahya arifin, S.Ked. Resita Dewi Wijaya, S. tr. par and Nur Awalia Mubarak, S.Pd.** for their helped, support and advices.
12. All the researcher lovely squads in PBI 5-6 SKW SQUAD and HEALING TEAM, thank you very much, especially for **Salsabila Sabrina, Normayanti Jufri, Husnaeni, Rezky Asyratul Fadillah,** Thank you for the friendship, togetherness and solidarity since the researcher began the study until finishing this thesis.
13. The researcher's beloved child friends **Nurhikma Mansyur and Sri Ayu Ansari Rahayu** who always be there, encourage each other and always support every single step until now.
14. All the researcher lovely classmates in PBI 5-6, especially for **Nurul Naisyiatul, S.pd and Rifqha Reskiawati, S.Pd.** Thank you for become a good classmate, togetherness and solidarity since the researcher began the study until finishing this thesis.

15. All the researcher's friends of English Education Department 2016, thank you for be a good friendship and also the good place for sharing.
16. The people that researcher do not mention in this acknowledgment but always give support and good pray, thank you so much.
17. Last but not least, the researcher want to thank herself, her effort in believing herself, she know it is not easy but she believe that she can get through. Thank you very much for doing all this hard work and thank you because you never give up , never stop, and still be the best day by day.

In this thesis, the researcher realizes that there are still many shortcomings and not as perfect as expected, there are still many mistakes that must be corrected and become a lesson to always be careful in doing the thesis. However, it is known that human always do mistake because the perfection only belongs to Allah SWT. Therefore, suggestion and criticisms are needed by researcher to be able to improve her thesis properly.

Gowa, March 2022
The Researcher

Murnin Ayu Sri Ningsi.B
20400116102

TABLE OF CONTENTS

COVER.....	i
PERNYATAAN KEASLIAN SKRIPSI.....	ii
PERSETUJUAN PEMBIMBING.....	iii
PENGESAHAN SKRIPSI.....	iv
ACKNOWLEDGEMENTS.....	v
TABLE OF CONTENTS.....	ix
LIST OF TABLES AND FIGURE.....	xi
LIST OF APPENDICES.....	xii
ABSTRACT.....	xiii
CHAPTER I INTRODUCTION.....	1
A. Background.....	1
B. Research Question.....	6
C. Research Objective.....	6
D. Research Significances.....	6
E. Research Scope.....	8
F. Operational Defenition of Terms.....	8
CHAPTER II REVIEW OF RELATED LITERATURE.....	9
A. Review of Related Research Findings.....	9
B. Some Pertinent Ideas.....	13
C. Theoretical Framework.....	23
D. Research Hypothesis.....	23

CHAPTER III RESEARCH METHOD	24
A. Research Design	24
B. Research Setting	26
C. Research Variables	28
D. Research Population and Sample	29
E. Collecting Instrument	29
F. Data Colecting Procedures.....	30
G. Data Analysis Technique	37
CHAPTER IV FINDINGS AND DISCUSSIONS	37
A. Research Findings	37
B. Discussions	49
CHAPTER V CONCLUSION AND SUGGESTION.....	52
A. Conclusion.....	52
B. Suggestion	52
BIBLIOGRAPHY.....	53
APPENDICES	57
DOCUMENTATION.....	76


LIST OF TABLES

Table 2.1 Theoretical Framework.....	22
Table 3.1 Design of Pre-Test and Post-Test.....	25
Table 3.2 The Activities of Researcher.....	27
Table 3.3 Technique of Scoring.....	33
Table 3.4 Classification of Student Speaking Scoring.....	35
Table 4.1 The Result of Speaking of Experimental Group in Pre-Test.....	38
Table 4.2 The Result of Speaking of Experimental Group in Post-Test.....	39
Table 4.3 Classification Scores.....	40
Table 4.4 The Result of Speaking of Controlled Group in Pre-Test.....	32
Table 4.5 The Result of Speaking of Controlled Group in Post-Test.....	33
Table 4.6 Classification Scores.....	43



LIST OF APPENDICES

Appendix I : List of the Students of Experimental Class.....	52
Appendix II : List of the Students of Controlled Group	53
Appendix III : Instrument of Test	54
Appendix IV : Lesson Plan of Experimental Class.....	55
Appendix V : Lesson Plan of Control Class	64
Appendix V : Documentation	70



ABSTRACT

Researcher : Murnin Ayu Sri Ningsi. B
Reg. Number : 20400116102
Faculty : Tarbiyah and Teaching Science
Title : Using Video Blogging (Vlogging) To Teach Speaking Skill at The First Grade Students of SMA-IT Al - Fityan School Gowa”
Department : English Education Department
Consultant I : Prof. Dr. Hj. Djuwairiah Ahmad, M.Pd., M.TESOL.
Consultant II : Masykur Rauf, S.Hum., M.Pd.

The purpose of this study was to determine the development of students' speaking after using the vlogging as medium in learning speaking skills on descriptive text material.

This study used a quantitative method with a quasi-experimental group design. The population in this study were students of class X SMA-IT Al-Fityan School Gowa 2021/2022. The total number of students is 60 people. The sample was selected purposively, 15 students from Class XA were selected as the experimental class and 15 students from XB as the control class. The experimental class is taught by Vlogging. Both classes took Pre-Test and post-test. The instrument of collecting data is an oral test that focuses on describing one of the historical place.

The results showed that there was a significant difference between the experimental class learning achievements on the post-test. The mean score and standard deviation of the post-test in the experimental class were (M=11.73, SD=1.387). The results of data analysis indicate that the Vlogging technique has a contribution to improve students' speaking skills in descriptive text material. In implementing vlogging, the researcher found several benefits, the first being that students really enjoyed learning to use vlogging. second, students can used vlogging to demonstrate ideas and give students' creativity and thirdly in today's era students easily access the internet and can learn where and whenever they want.

Based on the research findings, the researcher concluded that the use of Vlogging as a learning medium was significant to improve students' speaking skills, especially in descriptive text material.

Keywords: *Vlogging and Speaking Skills*

CHAPTER I

INTRODUCTION

A. Background

Language is a powerful part of communication that is useful in human life. Language has several functions that are communication; communication is used to demonstrate language to people and deliver words. Besides, everybody can also convey it directly by expressing their feeling. Because language has an important role in life, students must learn the way of using effective speech in their daily conversations.

Talking about language, one of the languages that are popular in the world and has even become an International language that needs to be learned is English. In this modern era, English is important for everyone, such as for communicating among others, for competing with all people from all countries, etc. In Indonesia, English has become a required subject in all schools. Students study it in playgroups, elementary schools, junior high schools, senior high schools, and universities. Because more language learning takes place in the classroom, teachers have a considerable impact on the language learning system. In the learning process, teachers must create a good atmosphere that encourages the student to learn it.

In learning English, students must learn four skills namely, listening, speaking, reading, and writing. Tarigan (2008) may argue that speaking is a language skill developed in a child's life, which results in listening skills, and that is when

speaking skills are learned. In other words, speaking is learned from an early age, since the child starts to try to listen. In daily life, speaking becomes an activity to express thoughts and feelings verbally. It is strengthened in Qur'an surah Al-Baqarah verse 83 about speaking politely when speaking to the community:

.....وَقُولُوا لِلنَّاسِ حُسْنًا.....

Translation: “*And speak to people with good [words].*”

Based on the description above, this verse demands everyone to speak English and pay attention to their utterance. Burns (2012) believed that speaking is a very complex skill that uses cognitive, physical, and socio-cultural processes simultaneously, and the speaker's knowledge and skills must be activated rapidly in real-time.

Therefore, teaching English speaking as a foreign language (EFL) class become important. The success of learning a language is often measured by the way students use it in communication. In speaking skills, the students used to express their idea and knowledge by showing their fluency during the speaking performance. However, in the teaching and learning process, developing the students' speaking skills seems to be the most difficult thing. Arsyad (2009) assumed that one of the steps in developing students' speaking skills is that the teachers have to build communication among the students. The teachers should be able to conduct a comfortable situation and always make a variation method and media in teaching English so that the students are interested and enjoy the activities in the classroom.

Variation of media is needed, to make learning more interesting. Bajrami and Ismaili (2016) revealed that video can be used as authentic material input and as a motivational tool in teaching-learning. Students find the experience of using video by showing their interest, beneficial and motivation in class. One technique that can be used in teaching speaking material is Vlogging technique or as a video sharing site by watching and creating it. The researcher is interested in conducting the observation about Vlogging that may affect student speaking skills in teaching English. It is based on Vlogging which offers a richer experience than sites with blogging in the form of text, because it combines video, sound, images, and text, adds informational content, and emotions that are shared with other internet users. The researcher chooses Vlogging in teaching speaking because it is part of information and communication technologies (ICTS) where technology plays a role as a means of learning English.

Sudjana and Rivai (2003), emphasized that the rapid advancement of science and technology has implications for the expansion of human insight in various fields of science so that future generations must learn more to become educated humans following the times and media is a means of communication.

The researcher believed that Vlogging is a popular technology or social media that can be used to accommodate students' interest in learning speaking skills to improve students' achievement, especially in speaking. It is based on several studies that have promoted the phenomenon of Vlogging that can effectively facilitate language teaching and learning. Yulianti (2016), reveal the use of Vlogging in teaching speaking of recount text. She found that the increased enthusiasm of

students made them feel less burdened to speak up and caused a significant difference among them after treatment.

The researcher conducted a more in-depth preliminary study related to the phenomenon of learning English at the first-grade students' of SMA-IT Al-Fityan School Gowa. The preliminary study aims to find the main problems faced by students in understanding the English language material contained in the syllabus. The researcher conducted a preliminary study using observation techniques and interviews with teachers and students to look for major problems or obstacles.

The results of an interview with Apriadi (2021) as an English teacher at SMA-IT Al-Fityan School Gowa, it is known that the main problem in the English learning process, especially in speaking material, is that students sometimes still look doubtful and afraid of making mistakes when speaking English at front of the class and some of the students also lacked the motivation to take part in learning English. Therefore, the researcher chooses Vlogging to encourage them in speaking English.

Some factors become the reasons for the researcher to conduct research at the school. First, the teacher can take advantage of existing facilities in the classroom such as projectors and viewers and also computer labs that are connected to the network. Second, the use of English learning media is critical because it can draw students' attention, encourage them to explore new things while learning, and make it easier for teachers to deliver material in class, all of which contribute to students' enthusiasm for learning and also the use of Vlogging by students has become popular in recent year. In the discussion, no exception for students who actively use social

media. The use of Vlogging media in this study is a learning resource that was packaged in a video.

Vlogging media has many benefits, some of the advantages of Vlogging are based on hid benefits, here are once the observation about vlogging that may affect student speaking skills in teaching English Marzuki & Nurpahmi (2019), Vlogging had many advantages for the students. They are (1) Vlogging can help people share ideas that might be difficult to share through text or print; (2) Vlogging can be beneficial for students who are visual learners to relate and comprehend the information; (3) Using a Vlogging to demonstrate an idea also gives students the ability to watch and listen to the video as many times as they want; (4) Vlogging gives people the opportunity to share their ideas with a wide audience; (5) Vlogging allow the students to share ideas and demonstrate knowledge without the confidant of text; (6) Students can use Vlogging to make a portfolio to showcase their work over some time; (7) Vlogging allow students to learn information at a time and place that is convenient for them. Students may feel less pressure when they are allowed to think about a topic and listen to a lesson as many times as needed without the pressure from a class to move on.; (8) The use of Vlogging to improve the students' speaking skills both to upload or download videos.

However, this research was focused on the use of Vlogging in Teaching Speaking in the First Grade Students at Senior High School Al-Fityan School Gowa.

B. Research Question

Based on the background, the researcher tried to formulate the research question as follows; is there any improvement after implementing Vlogging as a learning medium in students' speaking skill?

C. Objective of the Research

As in the previous problem above, the researcher develops specific research objectives. The aim of this research is to see whether there is any change in students' speaking skills after using a Vlogging as a learning medium.

D. Significance of the Research

The output of this research is expected to provide significant contribution both theoretically and practically.

1. Theoretical significance

This study is expected to provide useful information and make a contribution to the teaching and learning process. Based on several studies, using Vlogging media as a learning media is an effective technique in the teaching and learning process. The researcher hopes this information useful in improving teaching speaking on descriptive text material.

2. Practical Significance**a. Teacher**

The outcome of this research is expected to help the teacher in guiding students to enhance their speaking skill. In addition, the teacher can use and develop the technique to make the students easy to speak.

b. Student

This research is expected to help students improve their speaking skill, especially in the descriptive text. In addition, all of the students can be interested to speak and to share their ideas and their opinions in Vlogging. This research is expected to give positive impacts and basic information for the further researchers who are interested in teaching speaking skill especially in descriptive text at the senior high school level.

c. The Next Researcher

The result of this research is hopefully to be the reference for another researcher in strengthening and increasing the students' speaking skill toward media which is interesting and useful.

E. Research Scope

This research is focused on using Vlogging technique to improve students' speaking skills in descriptive texts. The researcher focused on 5 components that were assessed in speaking, namely, grammar, fluency, pronunciation, comprehension and vocabulary. This research was conducted on class X students of SMA-IT Al-Fityan School Gowa in 2021/2022.

F. Definition of Key Terms

In understanding the topic easily, the researcher adiver some definition of key terms, those are:

1. Vlogging

Vlogging is a shortened word for video and blog. Video is technology for capturing, recording, processing, transmitting and rearranging moving images. While blogs are personal records that are frequently updated and distributed to the general public. Rahmanina (2017) said that a Vlogging is defined as a blog that uses video as its main source instead of texts. Vlogging is personal record in the form of video that is updated and distributed in general, and it includes blogging activities using the medium of video over the main media source using text or audio.

2. Speaking Skill

Speaking skill is the ability to present ideas or feelings orally. Speaking can be defined as the ability to present the idea orally to conduct a good communication. It is how the students can conduct good communication in target language inside and outside the class.

CHAPTER II

LITERATURE REVIEW

A. Review of Related Research Finding

In this research, the researcher tried to present the review of several related literature dealing with some related research findings.

The first research conducted by Rosmawar, Muslim, Erdiana (2018) entitled “The Effect of Using English Video Clips with Pair Work Activity on Students’ Speaking Skills”. This research focused on the effect of using English video clips with pair work activity on students' speaking skill at first grade students (VII-4) of MTSN 2 Banda Aceh.

The purpose of this experimental quantitative research was to look at the effect of using English video clips with pair work activity on students' speaking skill. From the result of the study, it was found that the mean score of Pre-Tests was 55,4 and the mean score of Post-Tests was 81,2. It was clearly seen that the mean score of Post-Tests was higher than the mean score of Pre-Tests. Then, T-test was 4,534 and critical value in T-table (0,05) was 1,711, meaning that t-score was higher than T-table ($t\text{-score} = 4,534 > \text{table} = 1,711$). It means the alternative hypothesis (H_1) of this research was accepted and the null hypothesis (H_0) was rejected. Teaching English by using English video clips with pair work activity can give a significant effect toward the students’ speaking skill.

Therefore, it is recommended that using English video clips with pair work activity can be alternative media used by the teacher in teaching English particularly in teaching speaking.

The weakness of this research is the research design. The study was made for a single group without a controlled group to be compared with the experimental group. The researcher did not use the controlled group in this study. The researcher compared the students' Pre-Test result to the students' Post-Test result in order to know the students' speaking skills improvement and the strength of this research is the technique used to provide and motivate the stages of learning through media. It uses English video clips with pair work activity in teaching speaking to improve students' speaking ability.

The similarity of each research is the same media video to motivate students in mastering speaking skill. The dissimilarity of each research is in the objective of the research, this study was conducted at the first-grade students of MTSN 2 Banda Aceh.

The next research was conducted by Yulianti (2016), entitled "The Use of Vlogging to Teach Speaking of Recount Text". The research of this study employed pre-experimental design. The purpose of this design is to know the students' basic score toward the subject in pretest and to determine whether the treatment gives any effect on the outcome by assigning Post-Test.

Thus, the researcher choose this design to find the effectiveness of using

Vlogging to teach speaking of recount texts to Year-10 students of SMA Negeri 5 Pontianak in Academic Year 2017/2018 of Vlogging for all students in the class before and after the treatment applied After being taught use a treatment, it was shown by the students' Post-Test score was higher than the students' pretest score.

The sum of the students' score of Pre-Test (O1) was 2239 with the mean score 62.19 which meant that they did not pass the minimum standard criteria achievement (then known as KKM) which is 70. Whereas, the sum of the students' score of Post-Test (O2) is 2837 with the mean score 78.80 which meant that they have passed the minimum standard criteria achievement ($78.80 > 70$).⁴ The strength of this research was applied illustrative Model of Dale's Cone of Experience, it illustrated the advantages of use video in triangle, where 10% of what they read, 20% of what they hear, 30% of what they see, 50% of what they hear and see. These process of demonstration make the learning fast.

Students' language production can be produced better, when students are able to understand faster. The similarity of both research was the use of media Vlogging to identify the students' problems by their lack of accuracy, fluency and control of the content during speaking performance. And the dissimilarity was the material used in the research, the study conducted to solve some problems in teaching speaking about recount text while the researcher conducted the study to solve some problems in speaking of explanation text.

The next research entitled "The Effectiveness of Vlogging in Teaching Speaking to The Eight Grade Students of SMP Al-Islam 1 Surakarta in The

Academic Year 2017/2018” was composed by Jariyah (2018). The main objective of this research is to find out whether there is or not a significant difference of student’s speaking between students who are taught by Vlogging and those who are taught by blog. And the research method was experimental research (pretest-Post-Test group design).

The result of the hypothesis test shows that there is a significant difference of effect on the students’ speaking between those who are taught using Vlogging and those who are taught using Blog. It can be proved from the result of T-value (25.333) which is higher than T-table (2.056). The students’ score from the experimental class are different from those who are in the control class. The lowest score in the experimental class is 75, while in the control class is 60. Then, the highest score in the experimental class is 95, while in the control class is 80. The mean score of the both classes are also different.

The result of analysis shows that the mean score of the students who are taught using Vlogging (81.96) is higher than those who are taught using blog (68.48). It means that the students who are taught using Vlogging have better speaking than those who are taught using blog. The strength of this study was the use of media in every classes, the researcher held this research by teaching speaking process that was done at two classes that are VIII B as a control class and VIII A as experimental class. The researcher use Vlogging to teach experimental group and blog to teach control class. The researcher would only use a media as a treatment in experimental group, but nothing given in control group. The dissimilarity of both study was in the

object of the research, this study was conducted to the eighth grade students of Al-Islam 1 Surakarta in academic year 2017/2018, while the researcher conducted the study to the first grade student of SMA-IT Al-Fityan School Gowa.

B. Pertinent Ideas

1. The Nature of Speaking

a. Definition of Speaking

Speaking is one of the skills that have to be mastered by students in learning English. It is important for students to know the definition first. Many experts define speaking in different ways. Brown and Yule (1983) stated in their book. "Speaking is to express the needs—request, information, service, etc. The speakers say words to the listener not only to express what is in her mind but also to express what he needs, whether information service. Most people might spend their everyday life communicating with others. Revell (1990) defined communication as follows: Communication, of ideas, of opinions, of feeling. Therefore, communication involves at least two people where both sender and receiver need to communicate to exchange information, ideas, opinions, views, or feelings.

b. The Purposes of Speaking

It is beneficial to understand the purposes of speaking. Lynch and Anderson in Hasan and I.S.P National Express (1992:3) there are eight purposes of studying speaking:

- 1) To achieve and extend the learner's linguistic competence
- 2) To increase their confidence in using spoken English

3) To develop their ability to analyze and evaluate spoken performance

4) To sharpen their strategy competence in face-to-face interaction.

c. The Components of Speaking

Harris (1974) categorized that, there are five components of speaking, namely:

1) Pronunciation

Hornby (1992) believed that, pronunciation is the way in which a word is pronounced. To make our communication by interlocutor it is better for us to produce the words clearly, because the pronunciation affects the interlocutor's understanding in receiving the meaning of messages.

2) Grammar

Grammar is one of the language components. Hornby (1992) said that grammar is the rules in a language for changing the form of words and combining them into sentences. Using the correct grammar makes someone know the real meaning of the sentences.

3) Vocabulary

The other component that is very crucial and it will show us the speaking ability of some bodies from the quality of the vocabularies that can be expressed in conversation. According to Hornby (1992) argued vocabulary is the total number of the words in a language. it means that vocabulary plays that important role in speaking.

4) Fluency

Speaking is an activity of reproducing words orally. It indicates that there is a process of exchanging ideas between speaker and listener. Hornby (1995) stated that, fluency is able to speak or write a language or perform an action smoothly or expressed in a smooth and accurate way. In speaking, fluency makes it easy to understand the meaning.

5) Comprehension

Hornby (1992) defined that comprehension is the power of understanding or an exercise aimed at improving or testing one understands of a language (written and spoken). It indicates that in comprehension the speaker and the listener have to understand the intended meaning of the speaker when he or she says something.

d. Teaching speaking

Harmer (2001), stated that there are two main reasons for getting students to speak in the classroom: Speaking activities can provide rehearsal opportunities and chances to practice real life speaking in the safety of the classroom. Speaking task in which students try to use any or all of the languages they know to provide feedback for both teacher and student. The more students have opportunities to activate the various brains, the more automatic they use these elements. As a result, students gradually become autonomous language users. This means that they will be able to use words and phrases fluently without very much conscious thought.

Nunan (2006), believed that teaching speaking means involving learners in teaching language to:

- 1) Produce the English speech sounds and sound patterns
- 2) Use word and sentence stress, intonation patterns and the rhythm of the Second language.
- 3) Select appropriate words and sentences according to the proper social setting, Audience, situation and subject matter.
- 4) Organize their thoughts in a meaningful and logical sequence.
- 5) Use language as a means of expressing values and judgments.
- 6) Use the language quickly and confidently with few unnatural pauses, which is called fluency.

In teaching speaking, how learners speak in the classroom and involving them with some instructor become the goals in teaching speaking itself which must be known for the teachers. Jariyah (2018) defined that, characteristic of teaching speaking in the class should be students' center, cooperative learning, and the students must be active in discussing the tasks and exercises in their small group. The stages of teaching speaking are:

- a) Pre-production stage or silent period. In this class the students have limitations in what the teacher says.
- b) Early production stage; on the second stage, the students still cannot use some expressions in short language correctly.
- c) Speech emergence stage; at this stage, the students have good vocabularies and can use them in simple phrases and sentences when communicating with their friends.

- d) Intermediate fluency; the students are able to use more complex sentences to tell their feeling in speaking and are able to ask questions to clarify what they are learning in class, and they have been able to work with some teacher support.
- e) Advance fluency; at the last stage, the students have increasing facility in discussion using their vocabularies without any proper preparation. For the conclusion, teaching speaking begins by teaching the students how to speak in English in their foreign language, then students pronounce the new language accurately, and by teacher's guidance students are able to judge whether their sound productions are correct or not.

2. Audio-Visual Media

Mayer (2001) defined multimedia as the combination of various digital media types, such as text, image, sound, and video, into an integrated multi-sensory interactive application or presentation to convey a message or information to an audience. He also describes potential benefits of multimedia that humans possess visual and auditory information processing capabilities. Ivers and Baron (2002) stated that multimedia allows the understanding of a topic to be conveyed in a variety of ways and provides students with opportunities to explain their ideas to others. It also provides students with a medium for communication and offers them new insights into organizing and evaluating information. Besides, multimedia has

the potential to change the roles of teachers and students and the interactions between them by allowing students to create their own interpretations of information. Reddy (2008:26) stated that “audio visual education consists of the uses of interactional devices such as film projectors, radio, television, charts, posters, models, field trips etc.”

Madhuri (2013) emphasized that, audio visual media tools for students can improve speaking skills several times over, more than other methods. Audio visual media can be defined as stimulating materials and devices which aid sound and sight in teaching to facilitate learning by students by activating more than one sensory channel.

Bavaro (1989), as cited in Mutar (2009), stated that audio visual media are important in learning technical EFL because they can stimulate learners and encourage them to learn a foreign language. Technical audio visual media can communicate facts and ideas through the eyes and ears to the mind and to the emotions. Technical audio visual media include computers, videos, overhead projectors, instruments and tools of industrialization.

Reddy (2008:27-28) stated that there are twelve advantages of audiovisual aids:

- 1) The student becomes more active due to the involvement of more than one sense organ.
- 2) It allows more freedom to students.
- 3) The student’s attention becomes intensive.
- 4) It provides students with opportunities to handle and manipulate certain

things and articles.

- 5) Students can be more motivated.
- 6) it provides first hand experiences where students can view a demonstration and get direct experience,
- 7) it is relatively easy to understand,
- 8) It reduces meaningless use of words and phrases and contributes towards the clearness of the participation and accuracy in learning.
- 9) It can provide opportunities to include scientific attitudes and to give training in scientific methods.
- 10) It can stimulate students to ask more questions and lead them to make further investigations.
- 11) Teaching is more effective and learning is easier.
- 12) AVM can help the teacher to teach lessons more effectively and also to create more interest from students.

Based on the description above the writer concludes that AVM is a powerful tool that helps students in learning foreign language. Students will get the freedom in learning and they have different opportunities and experiences that motivated them. The teacher also can be creative in teaching learning process

1. The Nature of Vlogging

a. The definition of Vlogging

Vlogging is a shortened word for video and blog. Video is technology for capturing, recording, processing, transmitting and rearranging moving

images. A blog is personal records that are frequently updated and distributed to the general public. Rakhmanina (2017), stated that a Vlogging, is defined as a blog that uses video as its main source instead of texts. Vlogging is personal record in the form of video that is updated and distributed in general, and it includes blogging activities using the medium of video over the main media source using text or audio.

Maulidah (2017), stated that Vlogging defines it as the video component that provides a series of online broadcast which is allowing everyone to create and post content and considers it as video collections that serve both as audiovisual life documentary and as a vehicle for communication. In addition, Vlogging is a site in which authors post their interesting stories, opinions or thoughts, and or information about certain topics in the form of videos that can be updated in social media.

b. The Benefits of Vlogging

1) Vlogging can help students to improve their English-speaking ability. Students can do better storytelling, expressing ideas and others.

Jariyah (2018) adds that the benefits of using Vlogging gives an unexpected experience to learners: Shows for real something that is initially not possible can be seen.

2) Analyzing the change in the specific time period.

3) Provides experience to learners to feel the circumstances and discussion learners.

Based on the explanation above, the existence of video media is undoubtedly in teaching learning. Through the Vlogging, students can witness an event that cannot be seen directly and also students can replay the Vlogging when they need and their need. So, teaching speaking through Vlogging grows interest and motivates students to always pay more attention to the lesson.

c. Advantages and Disadvantages of Vlogging

There are many advantages of Vlogging that can be used by English teachers in teaching speaking. Based on Yulianti (2016) stated some advantages of Vlogging as follows:

- 1) Vlogging is an essential medium since it enables students to replay, rewind, stop, and fast-forward the video until they understand the content well.
- 2) Vlogging gives new enjoyable experiences for both teachers and students.
- 3) Vlogging allows students to learn from experts directly without leaving school.
- 4) It helps the students understand the topic when they are able to see their teachers or someone else demonstrate the topic through the Vlogging.

Using a Vlogging to demonstrate an idea also gives students the ability to watch and listen to the video as many times as they want. While the disadvantages of the use of Vlogging are among others:

- a) Small screen monitors will limit attendance, unless the network monitors and Upgrades the video projection system.
- b) When it is used, video equipment should be readily available at the place of Use. The nature of the communication one-way direction and must be balanced with the search feedback forms the other. Due to the nature of the video can be repeated or dismissed, then teachers can invite to communicate with students about the content/message from the video viewed, as well as frequently asked questions about video for the record. So, communications are not only one direction.



C. Theoretical Framework

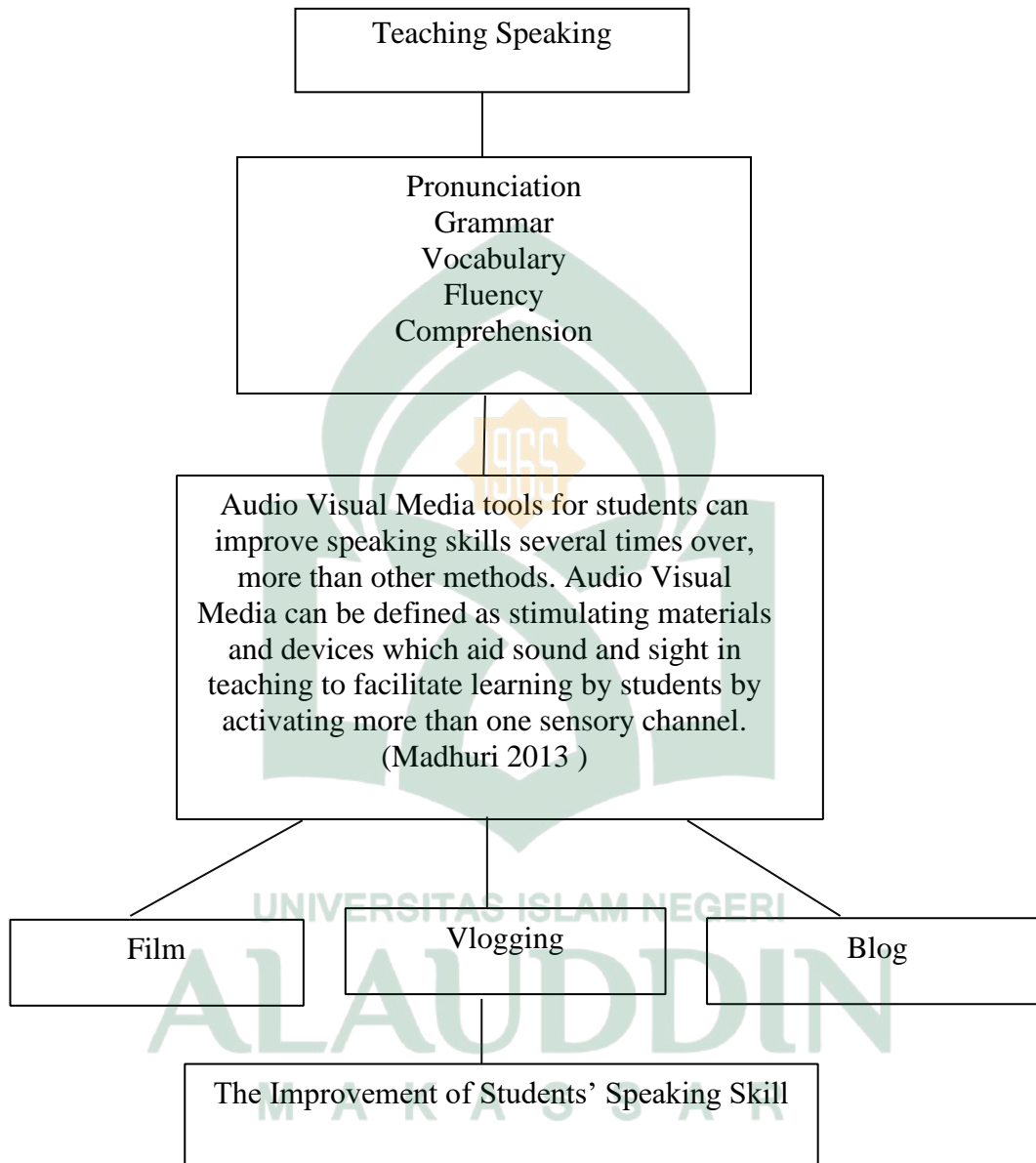


Figure 2.1: Theoretical Framework

D. Research hypothesis

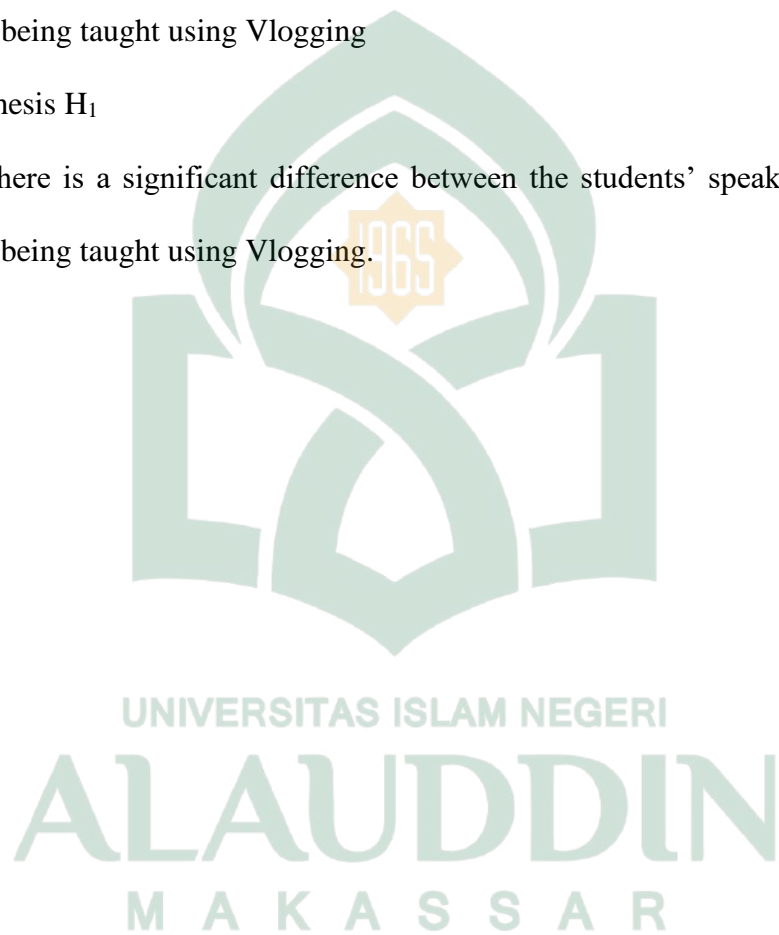
This research has two hypothesis, those are:

1. Hypothesis H_0

There is no significant difference between the students' speaking skill before and after being taught using Vlogging

2. Hypothesis H_1

There is a significant difference between the students' speaking skill before and after being taught using Vlogging.



CHAPTER III

RESEARCH METHOD

This chapter discussed research design, source of the data, research setting, population and sample, technique of sampling, variable, indicators, scoring technique, and technique of data analysis.

A. Research Design

The design of this research was quasi experimental research. This type is usually performed by instructors or teachers who want to know the extent to which a technique is used to teach speaking skills. In this study, the researcher applied a Quasi-Experimental research which focused on the non-equivalent controlled group design. In the non-equivalent controlled group design, two or more treatment groups are carried out pretest, given treatment, and Post-Test (Gay:2016). The researcher takes two classes, namely the control class and the experimental class. Each group is given a Pre-Test prior to experimental treatment. Furthermore, after the treatment is finished, a post test is carried out to see the treatment. The design is as follows:

Table: 3.1 Design of Pre-Test and Post-test

Group	Pre-Test	Treatment	Post-Test
E	0 ₁	X	0 ₂
C	0 ₁	-	0 ₂

Where :

E: Experimental Group
C: Control Group
O ₁ : Pre-Test
O ₂ : Post- Test
X: Treatment

(Sugiyono, 2014: 79)

Based on the design above, subjects of the research were grouped into an experimental group and a controlled group in the first column. Then, the quality of the subject was first checked by Pre-Test in the second column. Next, the experimental treatment (taught by using video) was applied to the experimental group, while the controlled group was taught without video. The test was held in the form of composition and the result of the Post-Test was then computed statistically.

B. Research Setting

The research was conducted at the first grade of SMA-IT Al-Fityan School Gowa in the first semesters of the academic year 2021/2022. The research was conducted from 11th of September and still on going.

Table 3.2 The Activities of Researcher

No.	ACTIVITIES	DATE
1.	Meet the principle of SMA-IT AL-Fityan School Gowa to ask permission to do the research by giving the permission letter and proposal.	11 th September 2021
2.	Pre-Test for the Experimental Group.	13 th September 2021
3.	Pre- test for the Control Group.	17 th September October 2021
4.	Treatment for Experimental Group (Using Vlogging)	20 th September 2021
5.	Treatment Conventional Teaching For Control Group.	24 th September 2021
6.	Treatment for Experimental Group (Using Vlogging)	27 th September 2021
7.	Treatment Conventional Teaching For Control Group.	1 th October 2021
8.	Treatment for Experimental Group (Using Vlogging)	4 th October 2021
9.	Treatment Conventional Teaching For Control Group	8 th October 2021
10.	Treatment and Post test for Experimental Group	11 th October 2021
11.	Treatment and Post test for Control Group	15 th October 2021

C. Population and Sample

1. Population

Arikunto (2013) stated that population is the total number of research respondents, while sample is a part or representation of population that is researched. The population of this research is taken from the first-grade students of SMA IT AL-Fityan School Gowa in the academic year 2021/2022. The total numbers of population were 60 students.

2. Sample

Arikunto (2006) defined that purposive sampling is a sampling technique that is not based on random, regional, or literal origins, but based on considerations that

focus on certain goals. Based on the above understanding, the researcher chose a purposive sample as a sampling technique because here the researcher did not choose a random sample, seeing the aim of the researcher only a sample with a low level of speaking skills was needed. In addition, the number of class I students at SMA-IT Al-Fityan School Gowa is 60 students. Therefore, a suitable sampling technique in this study is a purposive sampling technique.

The sample of this research was taken in first grade students of SMA-IT Al-Fityan School Gowa. The total population of this study was 60 students. The researcher took 15 students from XA as the control class and 15 students from XB as the experimental class.

3. Research Variable

In the experimental research, there were two variables namely, independent variable which was symbolized by letter (Y) and dependent variable which was symbolized by letter (X). Independent variable is the variable that is influenced by another variable to achieve what is expected by the researcher. Whereas, dependent variable is the result that is expected through the implementation of the independent variable (Arikunto, 2013).

1. Independent variable

Independent variable (x) is a variable that influences another variable to achieve the researcher's expectation. In this research, the independent variable is Vlogging.

2. Dependent variable

Dependent variable (y) is the result that is expected through implementation of the independent variable. In this research, the dependent variable is students' speaking skill.

E. Research Instrument

To find out how students are thinking and using the target language (English), especially in their speaking. The researcher gave twice the test; Pre-Test and post-test. The test is a set of questions that have to be answered, a question to be chosen, responded to, or a task to measure certain aspects (attitude, attribute) from the students.

The test was used to measure the students' achievement or capability of the individual or group. This method is used to get the data score of Pre-Test and Post-Test was given for both groups, the experimental class, and control class. The test was one way to measure the students' ability, especially in mastering speaking skills. This method is used to get the data score of Pre-Test and Post-Test was given for both groups; the experimental class and control class. The researcher conducted oral tests in certain techniques. The form of the test in this study was a direct test of speaking because the researcher put the students in individually and asked them to perform based on the topic given.

F. Data Collecting Procedure

1. Pre-Test

The Pre-Test was conducted at the first meeting. This Pre-Test was applied to

measure students' speaking ability before treatment. The researcher was given a test at the beginning by directing students to make a descriptive text about one of the historical buildings. Judging from the conditions at the time of conducting this research, it was still in a state of the pandemic. The researcher used a Pre-Test taking technique with blended learning, wherein doing the test the students were divided into 2 parts, 15 people studied online while the others 15 studied in class. After writing the descriptive text, the students returned to explain in front of the class without looking at the text that had been written. Then, the researcher noticed and determined the score based on the components of speaking skills. Then about the score classification, the researcher used the classification by Kaharuddin (2015).

2. Treatments

Treatment is a way to improve students' speaking skills in descriptive texts through Vlogging. After the Pre-Test, students were taught to use Vlogging as a technique in learning speaking skills. It takes 4 meetings for the control group and also 4 meetings for the Experiment group. Each meeting takes 2x45 minutes. There are several stages in the treatment process, namely: Pre-teaching activities, whilst teaching activities, in whilst teaching activities the researcher divides into three parts, namely exploration, elaboration, confirmation and post teaching activities.

At the first meeting on September 20th 2021, the researchers chose a topic, namely descriptive text. Then the researcher explained the meaning of descriptive text. After that the researcher gave an example of vlogging using descriptive text.

In the second meeting, the researcher again explained the material last week but before continuing the descriptive text material, the researcher reviewed the descriptive text material. By asking questions about descriptive material that has been explained in the previous meeting. After that, the researcher continued to explain the descriptive text material about social function and generic structure of descriptive text. After that the researcher divided the students into several groups and the researcher gave an example of vlogging using descriptive text with different topics. And students are directed to make vlogging using their respective group of friends based on the given topic.

In the third meeting, the researcher gave directions to the students to collect the videos that had been collected in the previous meeting. Then, the researcher showed one of the videos from the group and students were directed to comment on the video based on the pronunciation or the structure of the descriptive text. After that, the researcher resumed learning with the topic of describing family. By giving students an example of describing family by vlogging.

At the fourth meeting, the researcher gave an example of a descriptive text with the topic of Prambanan Temple. In this example, the researcher directed students to explain the video based on the description, identification and conclusion. Then the researcher directs students to make vlogging with the topic of historical place, namely Prambanan Temple.

3. Post Test

Post-Test was conducted at the last meeting. This Post-Test was applied to measure students' speaking ability after treatment. The same as the Pre-Test. The researcher instructed the students to write a descriptive text about one of the historical buildings. Students then appear in front of the class. The researcher then uses the categorization according to Kaharuddin (2015), which has been discussed on the previous page, to classify scores.

G. Data Analysis Technique

There are two data analysis techniques in this research, namely descriptive statistics and inferential statistics. In descriptive analysis, there are two formulas used in the calculation; mean and standard deviation analysis. In inferential statistics, this study uses normality test, homogeneity test, and hypothesis testing.

1. Descriptive Analysis

Aims to provide answers to research questions about the use of vlogging to improve students' speaking skills. The statistics used in the calculations are the mean and standard deviation. The mean is the average score achieved by the research subjects. The standard deviation is the mean variability of all scores around the mean. The greater the standard deviation, the greater the variability of the distribution center point, and vice versa.

2. Inferential Analysis

Inferential analysis used in this study is the analysis of covariance (ANCOVA). The ANCOVA test was applied because the researcher took into account the Pre-Test scores. Pre-Test scores were used as covariance. This answers the question in the formulation of the problem, namely whether the video is effective and significant enough to improve students' speaking skills or not. Prior to testing, however, there were pre-analytical tests of normality and homogeneity.

a. Normality

This test aims to determine whether the data collected is normally distributed or not. This study used the Kolmogorov-Smirnov test. The Kolmogorov-Smirnov test assesses whether the data is normally distributed or not. If the P-value (significance) is less than $= 0.05$ then the data is not normally distributed, otherwise if the P-value is more than $= 0.05$ then the data is normally distributed (Carver, 2012: 140).

b. Homogeneity

This test is used to determine whether the sample variance is homogeneous or not. The homogeneity test is intended to test the variance-covariance matrix equation of the dependent variable in this study. One of the tests to assess whether variance is homogeneous is Levene's Test, which is only a one-way analysis of variance on the absolute deviation of each score from the mean for the group (Cramer, 2003: 149). If the significance value (probability) on Levene's Test is greater than 0.05, then the variances on these variables are homogeneous.

c. Hypothesis

According to Sugiyono (2015), the research hypothesis is a temporary answer to the problem formulation. Based on the above understanding, the hypothesis is a provisional assumption made by the author. In the form of statements, hypotheses that are still tentative need to be retested through a series of studies.

Hypothesis used by researchers in this study only focuses on the experimental class. Hypothesis used by researchers in this study only focuses on the experimental class. Namely, Hypothesis H_0 there is no significant difference between the students' speaking skill before and after being taught using Vlogging and Hypothesis H_1 there is a significant difference between the students' speaking skill before and after being taught using Vlogging. In analyzing the tests, namely normality, homogeneity, and hypothesis tests, the researcher used a computer program. This is SPSS 19.0 for Windows.

Table 3.3 Technique of Scoring

Categorized	Score	Description
Pronunciation	5	Have few traces of foreign accent.
	4	Always intelligible, though one is conscious of a definite accent.
	3	Pronunciation problems necessitate concentrated listening and occasionally lead to misunderstanding.
	2	Very hard to understand because of pronunciation problems, must frequently be asked to repeat.

	1	Pronunciation problems are so severe as to make speech virtually unintelligible.
Vocabulary	5	Use of vocabulary and idiom is virtually that of a native speaker.
	4	Sometimes use inappropriate terms and or must rephrase the idea because of lexical inadequate.
	3	Frequently uses the wrong words, conversation somewhat limited because of inadequate vocabulary.
	2	Missed use of words and very limited vocabulary make comprehension quite difficult.
	1	Vocabulary limitations so extreme as to make conversation virtually impossible.
Grammar/ Structure	5	Makes few noticeable errors of grammar and word order.
	4	Occasionally makes grammatical and/ or word order errors which do not, however, obscure the meaning.
	3	Makes frequent errors of grammar and word order which occasionally obscure meaning. Grammar and word order errors make
	2	comprehension difficult. Must often rephrase sentences and or restrict him to basic patterns.
	1	Errors in grammar and word order are so severe as to make speech virtually unintelligible.
Fluency	5	Speed as fluent and effortless as that of a native speaker.
	4	Speed of the speech seems to be slightly affected by language problems.
	3	Speed and fluency are rather strongly affected by language problems.
	2	Usually hesitant, often forced into silence by language limitations.
	1	Speech is as halting and fragmentary as to make conversation.
Comprehension	5	Appears to understand everything without difficulty.
	4	Understand nearly everything at normal speed, although occasionally repetition may be necessary.
	3	Understand most of what is said at slower than normal speed with repetition.
	2	Has great difficulty following what is said.

	1	Can't be said to understand even simple conversation virtually impossible.
--	---	----------------------------------------------------------------------------

(Source : Brown, 1997)

Table 3.4 Classification of Students' Speaking Score

Score	Score Ranges	Classifications
6	16.00 - 18.00	Excellent
5	13.00 - 15.99	Very good
4	10.00 - 12.99	Good
3	7.00 - 9.99	Average
2	4.00 - 6.99	Poor
1	1.00 - 3.99	Very poor

(Kaharuddin : 2015)



CHAPTER 1V

FINDINGS AND DISCUSSION

This chapter generally presents the findings of the research which shows the description of the data and the discussion of the findings reveals argument and further interpretation of the findings. In this chapter, the researcher analyzed the data consisting of the result of the pre – test and post- test in both groups of classes, experimental class and control class.

A. Findings

The finding of this research was the data which was based on the test that was obtained from the students'. The researcher got data from Pre-Test and Post-Test. The Pre-Test that was given to the students' was to know the ability of the students in English speaking before giving a treatment, while the post-test was given to students to know if there was an improvement in the student's ability in speaking after giving a treatment.

1. Descriptive Analysis

Analysis of Pre-Test and Post-Test Score of the Experimental and the Control Classes:

Before doing the treatment, the researcher gave students a Pre-Test. The analysis of Pre-Test value of experimental and control class, as follow:

Table 4.1 The Result of Speaking of Experimental Group in Pre- Test

Respondent	Component of Speaking				Comprehension	Total
	Pronunciation	Grammar	Vocabulary	Fluency		
001	1	1	2	1	2	7
002	2	2	2	2	2	10
003	1	2	2	2	2	9
004	1	2	2	1	2	8
005	2	2	2	1	2	9
006	2	2	2	2	2	10
007	1	2	2	1	2	8
008	1	1	1	2	2	7
009	2	2	2	1	2	9
010	2	1	2	2	1	8
011	2	2	1	2	2	9
012	1	2	2	1	1	7
013	1	2	2	2	2	9
014	1	1	2	1	2	7
015	2	1	2	2	1	8
Average	1.4	1.7	1.8	1.5	1.8	8.3

Based on the table above, the lowest score was obtained by respondents 001.008.012 and 014 with a score of 7. The highest score was obtained by respondents 002 and 006 with a score of 10. Thus, the total score of all respondents on speaking skills was 8.3 classified as an average classification. In addition, the table above shows that the lowest scores of students based on the speaking component are in the fluency section with an average of 1.5 and grammar with an average of 1.7. Thus, the highest score based on the speaking component is in the vocabulary section. Then, about the speaking test in the Post-Test, the researcher gave the same test as the Pre-Test. By making a description of a historical place and then displaying it in front of the class. The results of speaking in the Post-Test are shown in the table below:

Table 4.2 The Result of Speaking of Experimental Group in Post- Test

Respondent	Component of Speaking					Total
	Pronunciation	Grammar	Vocabulary	Fluency	Comprehension	
001	2	1	2	2	2	9
002	2	2	3	2	3	10
003	2	2	2	2	3	11
004	2	2	2	2	3	11
005	2	3	2	3	2	12
006	2	2	3	3	3	13
007	2	2	2	3	3	12
008	2	2	3	2	4	13
009	3	2	2	3	2	12
010	2	2	3	3	3	13
011	2	2	3	3	4	14
012	2	3	2	2	2	11
013	2	2	3	2	3	13
014	2	2	2	2	2	10
015	2	2	3	2	3	12
Average	2.0	2.1	2.4	2.3	2.8	11.7

The table below shows the students' speaking test results after the treatment or implementation of Vlogging as a technique for teaching speaking. This showed that there was an increase in the score of the students' speaking test in the Pre-Test or before treatment and Post-Test or after treatment. In the pretest step, the total score of the students' speaking test was 8.3 which refers to the average classification. Then, at the Post-Test stage, the total score of the students' speaking test was 11.7 which refers to a good classification. Classification of students' speaking skills from all the tables above can be seen in table 3.1. Where, the table shows the classification of students' speaking scores from average to good.

Table 4.3 Classification Scores

Respondent	Pre-Test	Post-test
001	7	9
002	10	10
003	9	11
004	8	11
005	9	12
006	10	13
007	8	12
008	7	13
009	9	12
010	8	13
011	9	14
012	7	11
013	9	13
014	7	10
015	8	12
Average	8.3	11.7
Classification	Average	Good

Table 4.4 The Result of Speaking of Controlled group in Pre- Test

Respondent	Component of Speaking					Total
	Pronunciation	Grammar	Vocabulary	Fluency	Comprehension	
001	2	2	2	2	2	10
002	2	1	2	1	2	9
003	2	2	2	2	2	10
004	2	2	2	3	3	12
005	2	3	2	3	2	12
006	2	2	2	2	3	11
007	2	2	2	2	3	13
008	3	3	2	3	2	13
009	2	2	3	2	2	11
010	2	3	3	2	4	14
011	2	3	3	2	3	13
012	2	2	3	2	2	11
013	2	3	3	2	2	12
014	3	3	2	2	3	13
015	2	2	3	2	2	11
Average	2.1	2.3	2.4	2.1	2.4	11.6

The table above shows the Pre-Test scores for the control class with the speaking test. The type of conversation is to describe one of the historical buildings

and. Based on the table, the lowest score was obtained by respondents 001, 008, 012 and 01 with a total score of 7. Based on the classification this score is classified as average. Thus, the highest score obtained by respondents 016 with a score of 15. Based on the classification of this score is very good. The total average of all respondents is 11.1 which is included in the good classification. Then, the results of the speaking test in the control class Post-Test can be seen in the table below:

Table 4.5 the Result of Speaking of Controlled group in Post- Test

Respondent	Component of Speaking					Total
	Pronunciation	Grammar	Vocabulary	Fluency	Comprehension	
001	3	2	2	2	2	11
002	2	2	2	3	2	10
003	3	2	3	2	2	11
004	2	2	2	2	3	11
005	2	3	2	3	3	13
006	2	2	2	3	3	12
007	2	2	3	2	3	12
008	3	3	2	3	2	13
009	2	2	3	2	3	12
010	2	3	3	2	3	13
011	2	3	4	2	3	14
012	2	2	3	2	2	11
013	2	3	3	2	2	12
014	2	3	2	2	3	12
015	2	2	3	2	2	11
Average	2.2	2.4	2.5	2.2	2.4	11.8

The table above shows the results of the control class Post-Test. In this step, the researcher gave the speaking test to the students the same as the Pre-Test. Even without treatment, there was a change in the score from the Pre-Test score. In this section, the lowest score was obtained by 2 respondents, namely respondents 06 and 07 as well as on the results of the Pre-Test. But the scores are different. In the

previous results, the lowest score was 7 while in this Post-Test, the lowest score was 8. This means that there is a change in the scores in the Pre-Test and Post-Test. A change in score in this case means an increase in the score. In addition to the lowest score, the highest score also experienced a change in score from 15 to 14 with different respondents. This means that the results have decreased scores. However, the classification is still the same in a good classification. Therefore, the average total of students in the speaking test from Pre-Test to Post-Test also experienced a change in score from 11.1 to 11.4. These results prove that there is an increase from Pre-Test to Post-Test without treatment.

Table 4.6 Classification Scores

Respondent	Pre-Test	Post-test
001	10	11
002	9	10
003	10	11
004	12	11
005	12	13
006	11	12
007	13	12
008	13	13
009	11	12
010	14	13
011	13	14
012	11	11
013	12	12
014	13	12
015	11	11
Average	11.6	11.8
Classification	Good	Good

Descriptive Statistics

	N	Minimum	Maximum	Mean	Std. Deviation
Pre-Test Experimental	15	7	10	8.33	1.047
Post-Test Experimental	15	9	14	11.73	1.387
Pre-Test Control	15	9	13	11.40	1.183
Post-Test Control	15	10	14	11.87	1.060
Valid N (list wise)	15				

Based on the table above it can be seen that Pre-Test Experimental Group with a sample size (N) of 15 has a minimum value of 7 and a maximum value of 10 with an average value of 8.33, and a standard deviation of 1.047. While the Post-Test Experimental Group has an average score of 11.73 with a minimum score of 9 and a maximum value of 14, and a standard deviation of 1.387.

The Pre-Test controlled group with a sample size (N) of 15 has a minimum value of 9 and a maximum value of 13. The average value is 11.40 and the standard deviation is 1.183. While the Post-Test controlled group has an average value of 11.87 with a minimum value of 10 and a maximum value of 14, and a standard deviation of 1.060.

2. Inferential Analysis

a. Test of Normality

	Test of Normality			Shapiro-Wilk		
	Statistic	df	Sig.	Statistic	Df	Sig.
Pre-Test Experimental	.205	15	.091	.882	15	.052
Post-Test Experimental	.176	15	.200*	.947	15	.473
Pre-Test Control	.168	15	.200*	.924	15	.218
Post-Test Control	.193	15	.137	.927	15	.246

*. This is a lower bound of the true significance.

a. Lilliefors Significance Correction

Based on the table above, it is known that the significant value (Sig.) for all data on both the Kolmogorov-Smirnov test and the Shapiro-Wilk test > 0.05 , it can be concluded that the research data is normally distributed.

		Paired Samples Test							
		Paired Differences					T	Df	Sig. (2-tailed)
		Mean	Std. Deviation	Std. Error Mean	95% Confidence Interval of the Difference				
Lower	Upper								
Pair 1	Pre-Test Experimental - Post-Test Experimental	-3.4	1.454	0.375	-4.205	-2.595	-9.056	14	.000
Pair 2	Pre-Test Control - Post-Test Control	0.467	0.743	0.192	-0.878	-0.055	-2.432	14	.029

- 1) Based on the output of Part 1, the Sig (2-tailed) value is $0.000 < 0.05$, so it can be concluded that there is a difference in the average student learning outcomes for the Pre-Test Experiment Group with Post-Test. Test Experiment Group.
- 2) Based on the output of Part 2, the value of Sig (2-tailed) is $0.029 < 0.05$, so it can be concluded that there is a difference in the average student learning outcomes for the Pre-Test Controlled group and the Post-Test Control Group.

b. Test of Homogeneity

Test of Homogeneity of Variance

		Levene Statistic	df1	df2	Sig.
The result of student learning	Based on Mean	.587	3	56	.626
	Based on Median	.340	3	56	.796
	Based on Median and with adjusted df	.340	3	52.480	.796
	Based on trimmed mean	.558	3	56	.645

Based on the table above, it is known that the significance value (Sig.) Based on Mean is $0.645 > 0.05$. So, it can be concluded that the variance of the experimental class Post-Test data and the Control class's Post-Test data is the same or homogeneous.

Independent Samples Test										
		Levene's Test for Equality of Variances		T-test for Equality of Means						
		F	Sig.	T	Df	Sig. (2-tailed)	Mean Difference	Std. Error Difference	95% Confidence Interval of the Difference	
									Lower	Upper
The result of student learning	Equal variances assumed	0.967	0.334	-7.579	28	0.000	-3.400	0.449	-4.319	-2.481
	Equal variances not assumed			-7.579	26.039	0.000	-3.400	0.449	-4.322	-2.478

Based on the table above, the Sig (2-tailed) value is $0.000 < 0.05$, so it can be concluded that there is a difference in the average student learning outcomes between the experimental group and the control group.

c. Test of Hypothesis

		Paired Samples Test						T	Df	Sig. (2-tailed)
		Paired Differences				Lower	Upper			
		Mean	Std. Deviation	Std. Error Mean	95% Confidence Interval of the Difference					
Pre-Test Experimental - Post-Test Experimental	-3.4	1.454	0.375	-4.205	-2.595	9.056	14	.000		

Based on the table above, the Sig (2-tailed) value is $0.000 < 0.05$, so it can be concluded that there was a difference in the average student learning outcomes for the Pre-Test Experiment Group with Post-Test Experimental Group. That means that the results of hypothesis test show that H_a was accepted and H_0 was rejected.

B. Discussion

This study aims to determine the improvement of students' speaking skills by using the Vlogging as learning media at SMA-IT Al-Fityan School Gowa through speaking tests during Pre-Test and post-test. The speaking test in the control and experimental classes is the same, namely asking students to describe a historical

place. The results of this study, specifically in the findings section, show that the speaking score of students in the Pre-Test control class is 11.06 and the post-test score in the control class is 11.8. In the experimental class findings section, the students' speaking score on the Pre-Test was 8.3 and the students' speaking score on the Post-Test was 11.7. The improvement of students' speaking skill results from Pre-Test to Post-test showed that the application of Vlogging could improve students' speaking skills before and after treatment.

The results of this study are by the theory about audio-visual media put forward by Madhuri (2013) Audio-visual media is a tool for students to improve speaking skills several times, more than other methods. Audio visual media can be defined as stimulating materials and devices that assist sound and sight in teaching to facilitate learning by students by activating more than one sensory channel. The literature review section also found several studies. The first research from Rosmawar, Muslim, and Erdiana (2018) is entitled "The Effect of Using English Video Clips with Pair Work Activity on Students' Speaking Skills". Based on the research results, it is known that the average value of the Pre-Test is 55.4 and the average value of the post-test is 81.2. The average post-test score is higher than the average Pre-Test score. In conclusion, teaching English using English video clips with pair work activities can have a significant effect on students' speaking skills.

Further research by Ainun Jariyah, from the Surakarta State Islamic Institute, referring to page 11, found several strengths during the teaching speaking process in his research on the effectiveness of Vlogging in teaching speaking to eighth-grade

students of SMP Al-Islam 1 Surakarta, namely: Most of the students were active in teaching speaking process because Vlogging provides more opportunities to speak during class activities and students are very interested because they can understand the material given by the researcher. That is, Vlogging, as a medium in teaching speaking, provides many opportunities for students to develop their ability in speaking skills.

In conducting this research, the researcher found several advantages and disadvantages of this research. The advantage of this research is that this research is carried out offline so that researchers can interact directly with students and see firsthand the conditions of learning in the classroom, as well as to check student test results as samples in the study, it does not take a long time. Therefore, researchers can examine them one by one and tabulate the data faster. This school teacher provides great support for researchers to conduct this research faster and the use of SPSS in this study makes researchers faster in analyzing data and knowing hypotheses and testing the normality of this study.

In addition to the advantages, this study also has several weaknesses, such as in the experimental class in the application of Vlogging, there are still many students who do not understand the use of Vlogging. Likewise, when students are appointed to speak in front of the class, they still look embarrassed. This research also takes a long time because this research took place when the online learning system was closed. Where students do blended learning or students are divided into two groups. The first group did offline learning and the second group did online learning. So it is very

difficult for researchers to consistently see the process of improving student learning. It is the same when learning in the question and answer section, sometimes students who do online learning don't focus or the network isn't good so researchers have to rewrite the questions in the chat column on Google meet.

There are several differences between this study and previous research as described above, in this study the researcher used the vlogging technique to determine the students' speaking development in descriptive text material. In addition, the previous research above was conducted face-to-face in class, while this research was conducted through blended learning, namely, only some students took part in face-to-face learning due to the Covid-19 pandemic.

The researcher hopes that this vlogging media can be used by teachers as one of the learning media in English classes, especially in descriptive text material. Apart from being a medium, vlogging can also be used as a place for students to show their creativity. Teachers who can implement this vlogging as a learning medium. However, the next researchers can also use vlogging media to research different topics. Researchers hope that this research will be more effective if the time used is longer, if this research only lasted 4 meetings, therefore the researcher suggested to do this research longer.

The next researcher can do it with 8 meetings and not only focus on descriptive material, but the researcher also hopes that the next researcher can use explanatory text as a topic in learning by using vlogging media. Not only in the media section but also in terms of the previous obstacles for further researchers. You should

choose a school that allows students to bring cellphones. Because, it will be a problem for researchers if students do not bring cellphones. Researchers hope that this research is carried out in schools that already have facilities that can support this research. Such as LCD, good Wi-Fi network and good sound or speakers. The most important tool in using vlogging as a medium is the camera.

In calculating the data, the researcher had a little difficulty because he saw the ability of the researcher, who also often made mistakes in pronunciation, grammar and vocabulary. Therefore the researcher asked the help of the teacher in the high school to assist in the process of assessing students in the pre-test and post-test. There are five components carried out by the researcher here, namely the speaking by Brown (1997) component and the classification by Kaharuddin (2015). The researcher also suggests that in the data analysis process for further researchers, it is better to use SPSS to make it easier and also to shorten the time.

CHAPTER V

CONCLUSION AND SUGGESTION

A. Conclusion

Based on the finding and discussion of the previous chapter, the researcher found that there was an improvement students' speaking skill score from the Pre-Test to Post-Test toward the 5 components of speaking such as vocabulary, grammar, pronunciation, fluency, and comprehension. It proved that H_1 was accepted. Therefore it means that Vlogging has the positive effect for the students' speaking skill improvement.

B. Suggestion

Based on the conclusion above, there are some suggestions that are proposed by the researcher:

1. For English teacher

The teacher is required to provide video as a medium in the teaching and learning process, because video help the teacher deliver the material not monotonous.

2. For the school

The school can apply some efforts to teach the quality of students' speaking considering the problems that occur in school. They provide the relevant and appropriate medium to support the teaching learning process.

BIBLIOGRAPHY

- Arikunto Suharsimi. (2013). *Prosedur Penelitian*. Cet. Ke 15; Jakarta: PT Rineka Cipta.
- Arikunto, Suharsimi. (2006). *Prosedur Penelitian: Suatu Pendekatan Praktik*. Jakarta: Rineka Cipta.
- Asryad, Azhar. (2009). *Media Pembelajaran*. Jakarta: Rajawali Press.
- Baidawi, Achmad. (2016) “Using Visual Media in Teaching Speaking” *Okara Journal of Language and Literature*.
- Bajrami, Lumturie & Merita Ismaili.(2018) “The Role of Video Materials in EFL Classroom”, *International Conference on Teaching And Learning English As An Additional Language*, (Glovelt, Anatalya, Turkey)
- Burns, Anne (2012). *Concepts for Teaching Speaking in The English language classroom*. Learn journal: Language Education and Acquisition Research Network Journal, Vol. 12, Issue1, January 2019.
- Brown Douglas. (2003) *Language Assessment Principles and Classroom Practices*. Longman: San Francisco, California.
- Brown, H.D.(2007). *Teaching by Principle an Interactive Approach to Language Pedagogy*, Ed. Longman: New York
- Brown, G., and Yule, G. (1983). *Teaching the Spoken Language: Approach Based on the Analysis of Conversational English*. Australia: Cambridge University Press.
- Ceyhun Yükselir and Şevki Kömür,(2017) “Using Online video to Improve Speaking Abilities of EFL Learners”. *European Journal of Education Studies*.
- Fajriyanti, desrina.(2009). *Using Community Language Learning Method in Improving Students Speaking Skill*.
- Gay, L.R., & Mills, G. E. (2016). *Educational Research: Competencies for Analysis and Applications Global Edition*: Edition 11. Pearson Education Limited.
- Harmer, Jaremy (2001). *The practice of English language teaching*. Third edition. Longman: Pearson Education Limited.

- Henry Guntur Tarigan. (2008). *Menulis Sebagai Suatu Keterampilan Berbahasa*. Bandung: Angkasa
- Hughes, Arthur (2003) *Testing for Language Teachers*. Cambridge university press, p. 118
- Holtzcaw, E.(2012). *Already A Decent Speaker? Here are 5 Expert Tips*. <https://www.inc.com/eric-v-holtzclaw/public-speaking-leadership-expert-tips.html>.
- Hornby(1995). *Oxford advanced learners dictionary* fifth edition: Oxford University
- Ivers, K., & Baron, A. (2002). *Multimedia Project in Education*. Santa Barbara: ABC- CLIO LLC.
- Jariyah, Ainun.(2018) “*The Effectiveness of Blogging Videos (Vlogging) in Teaching Speaking to The Eight Grade Students of SMP Al-Islam 1 Surakarta in the Academic Year 2017/2018*”, Thesis, (Surakarta: Program Pasca Sarjana IAIN Surakarta)
- Kaharuddin, Andi.(2018) *Transactional Speaking: A Guide to Improve Transactional Exchange Skills in English for Group Discussions (GD) and Interviews*.Gowa: Gunadarma Ilmu, 2018.
- Muhammad Jahid Marzuki & Sitti Nurpahmi (2019) *Using Vlogging in Teaching Speaking*. in English Language Teaching for EFL Learners Journal (Vol. 1 No. 1 2019)
- Maulidah, I. (2017). *Vlogging: The Mean to Improve Students’ Speaking Ability*. in International Conference on English Language Teaching (Iconelt 2017).
- Mayer, R. E. (2001). *Multimedia Learning*. Cambridge, UK: Cambridge University Press.
- Madhuri, J. N. (2013). *Use of Audio Visual Aids in Teaching and Speaking*. Research Journal of English Language and Literature, 1(3), 108-122.
- Nunan, David (1991) *Research Method in Language Learning*. Cambridge: Cambridge University Pers.

- Rakhmanina, L., & Kusumaningrum, D. (2017). *The Effectiveness of Vlogging in Teaching Speaking Viewed from Students' Learning Motivation. Proceedings of The Fifth International Seminar on English*. (Bengkulu: The Journal of State University of Padang
- Reddy, R. J. (2008). *Methods of Teaching*. New Delhi: S.B Nangia.
- Richards, Jack C. (2008). *Teaching, Listening and Speaking from Theory to Practice*. USA: Cambridge University Press.
- Rosmawar, dkk.(2018) "*The Effect of Using English Video Clips with Pair Work Activity on Students' Speaking Skills*", *Research in English and Education (READ)*.
- Sandra Susanti, dkk.(2018) "*The Effectiveness of Using Video Clip in Teaching Speaking to Deliver Hortatory exposition Text: An Experiment Research*", *Jurnal of Computer Interaction in Education*.
- Siti Aisyah. (2017) *Vlogging Sebagai Media Representasi Diri Vloggingger di Kota Makassar*. Makassar: Universitas Hasanuddin
- Sudjana,Nana and Ahmad Rivai. (2003) "*Teknologi Pengajaran*", Bandung: Sinar Baru Algensindo
- Sugiyono. (2014). *Metode Penelitian Pendidikan: Pendekatan Kuantitatif, Kualitatif, dan R&D*. Alfabeta: Bandung.
- Sugiyono. (2015). *Metode Penelitian Pendidikan: Pendekatan Kuantitatif, Kualitatif, dan R&D*. Edition XXII; Bandung: Alfabeta.
- Yulianti (NIM. F102114035) (2016) "*The Use of Vlogging to Teach Speaking of Recount Text*", Skripsi (Pontianak: Program Sarjana Universitas Tanjungpura)
- Waldman, C. (2016). *Four Elements for Creating a Positive Learning Environment. Alliance Excellence Education*. Retrieve on January 20, 2020, from <https://all4ed.org/four-elements-forcreating-a-positive-learning-environment/>



APPENDICES

UNIVERSITAS ISLAM NEGERI
ALAUDDIN
M A K A S S A R

Appendixes 1LIST OF THE STUDENTS OF EXPERIMENTAL SMA-IT AL-FITYAN SCHOOL
GOWA T.P. 2021/2022

Class: XB

NO	NIS	NAMA	JK
1	212210032	A. Nida We Tenri Bali	P
2	212210033	Akila Az Zahra Faqihi	P
3	212210034	Alfiana Putri S	P
4	212210035	Alysa Syahira	P
5	212210036	Andi Fathiyah Nurul Izzah	P
6	212210037	Ayu Sekar Cahyani	P
7	212210038	Daniyah Khairinniswah	P
8	212210039	Denisa Surya Amalia	P
9	212210040	Dirva Az Zhara Chawsyal	P
10	212210041	Dzakiyyah Khairunniswah Putri Rizki	P
11	212210042	Faiqah Al-Adawiyah Syamsuddin	P
12	212210043	Fara Amalia	P
13	212210044	Fitri Agustina	P
14	212210045	Hidayah Nur Septiani	P
15	212210046	Inas Fatina Marzuqa Sukman	P

Appendixes 2LIST OF THE STUDENTS OF CONTROLLED CLASS SMA-IT AL-FITYAN
SCHOOL GOWA T.P. 2021/2022

Class: XA

NO	NIS	NAMA	JK
1	212210001	A.Muh. Azhar B	L
2	212210002	Abd. Rafi'I Mas'udah	L
3	212210003	Abdullah Risyad Al Fajri	L
4	212210004	Ahmad Ahfan Rizqullah Syahrir	L
5	212210005	Ahmad Athif Adli	L
6	212210006	Ahmad Faqih Putra Aura	L
7	212210007	Ahmad Nabigh Nailul Huda	L
8	212210010	Faqieh Dien Ahmad	L
9	212210011	Hamzalah Ahmad Zakki	L
10	212210012	Ince Rafli Mauluddin Assidik	L
11	212210013	Muh. Faiz Muflih Makmur	L
12	212210014	Muh. Fauzan Ahmadinejad	L
13	212210015	Muh. Khusny Mubaraq	L
14	212210016	Muh. Manar Bagus Wirawan	L
15	212210017	Muhammad Ariiq Aqilah Iwan	L

Appendix 3**INSTRUMENT OF TEST**

This instrument was given to determine the students' abilities before being given treatment. This test was given at the time of Pre-Test and Post-test.

Name:

Class:

Instruction!

1. Make descriptive text about historical place!
2. The duration of making a draft is 20 minutes.
3. You can describe the historical place based on the following:
 - a. The name of historical place and where the location of that place?
 - b. What does it look like? Describe about the colour, design, and etc.!
 - c. What is so special about this place?
 - d. After that, you have to practice it orally!
4. your test will be score based on 5 aspect. That Is, Grammar, Vocabulary, Fluency, Pronunciation and Comprehension! Good luck!

UNIVERSITAS ISLAM NEGERI

ALAUDDIN

MAKASSAR

Appendix 4

A. Core Competence

KI- 1 Memahami, menerapkan, menganalisis pengetahuan factual, konseptual, procedural berdasarkan rasa ingin tahunya tentang ilmu pengetahuan, teknologi, seni, budaya, dan humaniora dengan wawasan kemanusiaan, kebangsaan, kenegaraan, dan peradaban terkait penyebab fenomena dan kejadian, serta menerapkan pengetahuan procedural pada bidang kajian yang spesifik sesuai dengan bakat dan minatnya untuk memecahkan masalah.

KI-2 Mengelolah, menalar, dan menyajikan dalam rana konkret dan rana abstrak terkait dengan pengembangan dari yang di pelajarnya di sekolah secara mandiri, dan mampu menggunakan metode sesuai kaidah keilmuan.

B. Basic competence and indicators

Basic competence	Indicators
<p>3.4 Membedakan fungsi social, struktur teks, dan unsur kebahasaan beberapa teks deskriptif teks lisan dan tulis dengan memberi dan meminta informasi terkait tempat wisata dan bangunan bersejarah terkenal, pendek dan sederhana, sesuai dengan konteks penggunaannya.</p> <p>4.4 Teks Deskriptif</p> <p>4.4.1. Menangkap makna secara kontekstual terkait fungsi social, struktur teks, dan unsur kebahasaan teks deskriptif, lisan dan tulis, pendek dan sederhana terkait tempat wisata dan bangunan bersejarah terkenal.</p> <p>4.4.2 Menyusun teks deskriptif lisan dan tulis, pendek dan sederhana, terkait tempat wisata dan bangunan bersejarah terkenal, dengan memperhatikan fungsi social, struktur teks, dan unsur</p>	<p>Mengidentifikasi fungsi social, struktur teks, dan bentuk kebahasaan dari teks deskriptif tentang tempat wisata dan bangunan bersejarah.</p> <p>Memahami fungsi social, struktur teks, dan bentuk kebahasaan dari teks deskriptif tentang tempat wisata dan bangunan bersejarah secara kontekstual.</p> <p>Membuat teks deskripsi terkait tempat wisata dan bangunan bersejarah dengan fungsi social, struktur teks dan unsur kebahasaan yang tepat.</p>

kebahasaan, secara benar dan sesuai konteks.	
----------------------------------------------	--

LESSON PLAN (EXPERIMENTAL CLASS)

School : SMA-IT Al-Fityan School Gowa

Class/Semester : X/ First semester

Subject/Skill : English Language/ Speaking skill

Material : Descriptive Text (Describing historical place)

Time Allocation : 2x45 minutes

Year : 2021/2022

A. Learning Aims

Students are able to use social function of descriptive text.

Students are able to use generic structure of descriptive text.

Students are able to use language features of descriptive text.

Students are able to produce a descriptive text based on the form.

B. Learning Method

Discovery Learning

C. Teaching Media

1. Laptop
2. Lcd

D. Teaching Technique

1. Video Blogging (Vlogging)

E. Source of Material

1. Sari K.D, My English Workbook! 1, Erlangga: PT. Gelora Aksara Pratama, 2011.



2. English Material Class X “Descriptive Text”

<https://www.youtube.com/watch?v=Fdl8WLeTy3o&t=134s>



3. English Material Class X “Describing Historical Place”

<https://youtu.be/eDgNCGxVQhc>



4. English Material Class X “Describing School Al-fityan School Gowa”

<https://youtu.be/TPgRy4BCjiA>

F. Learning Activities

a. First Meeting (90 minutes)

Learning activities

1. Pre-activities(10 minutes)

a. Orientation

Students respond greeting and teachers’ question about learning before.

b. Motivation

Students listen to the motivation from teacher to study hard and sincerely.

c. Apperception

Students receive information about learning that will be conducted.

2. Main activities (70 minutes)

a. Exploration

1) Researcher inform to students about the material that will be studied.

2) Researcher asks students (what do you look like today)

3) Researcher inform students the example of descriptive text.

- 4) Researcher definition and language features of descriptive text.
 - a. Elaboration
 - 1) Researcher choose topic namely descriptive text
 - 2) Researcher explain the form of descriptive text.
 - 3) Researcher give student Vlogging which explain descriptive text.
 - 4) Researcher asks 1-3 students to practice orally in front of class like their job in task 1. The aims to encourage students' self confident.
 - b. Confirmation
 - 1) Researcher appreciate students' work.
 - 2) Researcher gives feedback for students.
 - 3) Researcher reviews the material.
 - 4) Researcher gives task II (homework) to students.
3. Post-activities(10 minutes)
 - a. Conclusion : students and teacher conclude the learning collectively.
 - b. Reflection : students do reflection about activities have been done.
 - c. Evaluation : students answer the teachers' question about descriptive text.

b. Second meeting

Learning Activities

1. Pre Activities
 - a. Orientation

Students respon greeting and teachers' question about learning before.
 - b. Motivation

Students listen to the motivation from teacher to study hard and sincerely.
 - c. Apperception

Students receive information about learning that will be conducted.
2. Main Activities
 - a. Exploration
 - 1) Researcher reviews the last material to the students.
 - 2) Researcher gives students chance to asks question about the last material.
 - b. Elaboration
 - 1) Researcher divided class into 4-5 group.
 - 2) Researcher gives task III into each group.
 - 3) Researcher Asks students to work the task during the researcher play the video blogging.
 - 4) Researcher asks students to work their task after the teachers' instruction.
 - 5) Researcher check their work and correct together.
 - 6) Researcher asks students to practice the students homework orally.
 - c. Confirmation
 - 1) Teacher appreciate students' work.

- 2) Teacher gives feedback.
 - 3) Teacher gives opportunity to students for asking question.
3. Post Activities
- a. Conclusion : students and teacher conclude the learning collectively.
 - b. Reflection : students do reflection about activities have been done.
 - c. Evaluation : students answer the teachers" question about descriptive text.

c. Third Meeting

Learning Activities

1. Pre Activities

- a. Orientation
Students responds greeting and teachers" question about learning before.
- b. Motivation
Students listen to the motivation from teacher to study hard and sincerely.
- c. Apperception
Students receive information about learning that will be conducted.

2. Main Activities

- a. Exploration
 - 1) Researcher reviews the last material.
 - 2) Researcher ask students to collect vlogging that has been made
 - 3) Researcher showing in front of the class one of the vlogging made by students
 - 4) Researcher ask students to identify the vlogging based on form of descriptive text
 - 5) Researcher gives students chance to asks question about the last material.
 - 6) Researcher reminded students about the form of descriptive text.
- b. Elaboration
 - 1) Researcher explain about simple present tense.
 - 2) Researcher gives students task.
- c. Confirmation
 - 1) Researcher appreciate students" work.
 - 2) Gives feedback for students.
 - 3) Researcher reviews the material.
 - 4) Researcher gives opportunity to students for asking question.

3. Post activities

- a. Conclusion : students and teacher conclude the learning collectively.
- b. Reflection : students do reflection about activities have been done.
- c. Evaluation : students answer the teachers" question about descriptive text.

d. Fourth Meeting

Learning Activities

1. Pre Activities

a. Orientation

Students respond greeting and teachers' question about learning before.

b. Motivation

Students listen to the motivation from teacher to study hard and sincerely.

c. Apperception

Students receive information about learning that will be conducted.

2. Main Activities

a. Exploration

1) Researcher reviews the last material.

2) Researcher gives students example vlogging and the topic was prambanan temple

3) Researcher ask student to make vlogging and the topic is prambanan temple.

4) Researcher ask student to send their video in group.

b. Elaboration

1) Researcher explain about simple present tense.

2) Researcher gives students task v.

3) Researcher asks students to work in pairs.

4) Researcher and students check the answers together.

c. Confirmation

1) Researcher appreciate students' work.

2) Gives feedback for students.

3) Researcher reviews the material.

4) Researcher gives opportunity to students for asking question.

3. Post activities

a. Conclusion : students and teacher conclude the learning collectively.

b. Reflection : students do reflection about activities have been done.

c. Evaluation : students answer the teachers' question about descriptive text.

Task I

Answer this question based on the video!

1. What is the video about?
2. Where is the location of the place in the video?
3. What probably makes people interested to visited that place ?

Task II (Second Meeting)

Prambanan Temple

Prambanan temple is a wonderful Hindhu temple built in the 10th century under Rakai Pikatan and Rakai Balitung, king of the second Mataram dynasty. It is located in Yogyakarta, Central Java, Indonesia.

Prambanan temple has three zones; The outer zone, The middle zone, and The inner zone. But, most people only know that Prambanan temple has three main temples which relate to God namely Vishnu, Brahma and Shiva temples. Shiva temple as the highest temple is located in the middle. Different with others temples, it has three main rooms and in the main room stands the stated of Durga (Shiva's wife), Agastya (Shiva's teacher), and Ganesha (Shiva's Son). Related to a Javanese legend, Durga statue is identified as the statue of Roro Jonggrang. Visitors can discover many things in Prambanan, but they should be careful while entering a temple which was damaged because of earthquake.

Answer the question below:

1. Find the social function of the text!
2. Tell when the historical place was built and its location.!
3. Classify the specific things the historical building have!
4. Identify how many parts the historical building have!
5. Please make a Vlogging about Prambanan Temple and then upload the video in your Youtube channel.

Task III

Look at the video from https://youtu.be/dwIN_k4ZQSU please make short descriptive text based on the video. Here, After you look video and make descriptive text from the https://youtu.be/dwIN_k4ZQSU video. please practice orally in front of class your text about. You can access by this barcode.

F. Assesment

1. Form: Oral test.
2. Technique: Students make short descriptive text and practice it orally a descriptive text based on the video (task III)
3. Aspect, instrument, and Scoring guidance :
 - a. Aspect
Oral : pronunciation, vocabulary, structure, fluency, comprehension.
 - b. Instrument
Please practice your homework (task III) orally in front of class!
 - c. Guided scoring of speaking.

Categorized	Score	Description
Pronunciation	5	Have few traces of foreign accent.
	4	Always intelligible, though one is conscious of a definite accent.
	3	Pronunciation problems necessitate concentrated listening and occasionally lead to misunderstanding.
	2	Very hard to understand because of pronunciation problems, must frequently be asked to repeat.
	1	Pronunciation problems are so severe as to make speech virtually unintelligible.

Vocabulary	5	Use of vocabulary and idiom is virtually that of a native speaker.
	4	Sometimes use inappropriate terms and or must rephrase the idea because of lexical inadequate.
	3	Frequently uses the wrong words, conversation somewhat limited because of inadequate vocabulary.
	2	Missed use of words and very limited vocabulary make comprehension quite difficult.
	1	Vocabulary limitations so extreme as to make conversation virtually impossible.
Grammar/ Structure	5	Makes few noticeable errors of grammar and word order.
	4	Occasionally makes grammatical and/ or word order errors which do not, however, obscure the meaning.
	3	Makes frequent errors of grammar and word order which occasionally obscure meaning. Grammar and word order errors make
	2	comprehension difficult. Must often rephrase sentences and or restrict him to basic patterns.
	1	Errors in grammar and word order are so severe as to make speech virtually unintelligible.
Fluency	5	Speed as fluent and effortless as that of a native speaker.
	4	Speed of the speech seems to be slightly affected by language problems.
	3	Speed and fluency are rather strongly affected by language problems.
	2	Usually hesitant, often forced into silence by language limitations.
	1	Speech is as halting and fragmentary as to make conversation.
Comprehension	5	Appears to understand everything without difficulty.
	4	Understand nearly everything at normal speed, although occasionally repetition may be necessary.
	3	Understand most of what is said at slower than normal speed with repetition.
	2	Has great difficulty following what is said.
	1	Can't be said to understand even simple conversation virtually impossible.

Appendix 5

A. Core Competence

KI- 1 Memahami, menerapkan, menganalisis pengetahuan factual, konseptual, procedural berdasarkan rasa ingin tahunya tentang ilmu pengetahuan, teknologi, seni, budaya, dan humaniora dengan wawasan kemanusiaan, kebangsaan, kenegaraan, dan peradaban terkait penyebab fenomena dan kejadian, serta menerapkan pengetahuan procedural pada bidang kajian yang spesifik sesuai dengan bakat dan minatnya untuk memecahkan masalah.

KI-2 Mengelolah, menalar, dan menyajikan dalam rana konkret dan rana abstrak terkait dengan pengembangan dari yang di pelajarnya di sekolah secara mandiri, dan mampu menggunakan metode sesuai kaidah keilmuan.

B. Basic competence and indicators

Basic competence	Indicators
3.4 Membedakan fungsi social, struktur teks, dan unsur kebahasaan beberapa teks deskriptif teks lisan dan tulis dengan memberi dan meminta informasi terkait tempat wisata dan bangunan bersejarah terkenal, pendek dan sederhana, sesuai dengan konteks penggunaannya. 4.4 Teks Deskriptif 4.4.1. Menangkap makna secara kontekstual terkait fungsi social, struktur teks, dan unsur kebahasaan teks deskriptif, lisan dan tulis, pendek dan	Mengidentifikasi fungsi social, struktur teks, dan bentuk kebahasaan dari teks deskriptif tentang tempat wisata dan bangunan bersejarah. Memahami fungsi social, struktur teks, dan bentuk kebahasaan dari teks deskriptif tentang tempat wisata dan bangunan bersejarah secara kontekstual.

<p>sederhana terkait tempat wisata dan bangunan bersejarah terkenal.</p> <p>4.4.2 Menyusun teks deskriptif lisan dan tulis, pendek dan sederhana, terkait tempat wisata dan bangunan bersejarah terkenal, dengan memperhatikan fungsi social, struktur teks, dan unsur kebahasaan, secara benar dan sesuai konteks.</p>	<p>Membuat teks deskripsi terkait tempat wisata dan bangunan bersejarah dengan fungsi social, struktur teks dan unsur kebahasaan yang tepat.</p>
-------------------------------------------------------------------------------------------------------------------------------------------------------------------------------------------------------------------------------------------------------------------------------------------------------------------------	--------------------------------------------------------------------------------------------------------------------------------------------------

LESSON PLAN (CONTROL CLASS)

School : SMA-IT AL-Fityan School Gowa

Class/Semester : X/ first semester

Subject/Skill : English Language/ Speaking skill

Material : Descriptive Text (Describing historical place)

Time Allocation : 2x45 minutes

Year : 2021/2022

A. Learning Aims

1. Students are able to use social function of descriptive text.
2. Students are able to use generic structure of descriptive text.
3. Students are able to use language features of descriptive text.
4. Students are able to produce a descriptive text based on the form

B. Learning Method

Inductive Learning Method

C. Teaching Media

- 1) Pictures
- 2) Worksheet

D. Teaching Technique

- 1) PPT

E. Source of Material

Sari K.D, My English Workbook! 1, Erlangga: PT. Gelora Aksara Pratama, 2011.

F. Learning Activities

a. First Meeting (90 minutes)

Learning activities

4. Pre-activities(10 minutes)
 - d. Orientation
Students respon greeting and teachers“ question about learning before.
 - e. Motivation
Students listen to the motivation from teacher to study hard and sincerely.
 - f. Apperception
Students receive information about learning that will be conducted.
5. Main activities (70 minutes)
 - a. Exploration
 1. Teacher inform to students about the material that will be studied.
 2. Teacher asks students (what do you look like today)
 3. Teacher inform students the example of descriptive text.
 4. Teacher explain social function, generic structure, and language features of dexcriptive text.
 - b. Elaboration
 1. Teacher gives text I to students, to explain the form of descriptive text.
 2. Teacher asks one of students to practice orally in front of class like the example of describing people. The aims to encourage students“ self confident.
 3. Teacher gives task I and asks students to work individually.
 4. Teacher checks and correct the answers.
 5. Teacher asks 1-3 students to practice orally in front of class like their job in task 1. The aims to encourage students“ self confident.
 - c. Confirmation
 1. Teacher appreciate students“ work.
 2. Teacher gives feedback for students.
 3. Teacher reviews the material.
 4. Teacher gives task II (homework) to students.

3. Post-activities (10 minutes)

- a. Conclusion : students and teacher conclude the learning collectively.
- b. Reflection : students do reflection about activities have been done.
- c. Evaluation : students answer the teachers' question about descriptive text.

b. Second meeting

Learning Activities

4. Pre Activities

- a. Orientation
Students responds greeting and teachers' question about learning before.
- b. Motivation
Students listen to the motivation from teacher to study hard and sincerely.
- c. Apperception
Students receive information about learning that will be conducted.

5. Main Activities

- d. Exploration
 - 1) Teacher reviews the last material to the students.
 - 2) Teacher gives students chance to ask question about the last material.
 - 3) Teacher reminded students about the last assignment (homework) task II.
- e. Elaboration
 - 1) Teacher divided class into 4-5 group.
 - 2) Teacher gives task III into each group.
 - 3) Asks students to work the task based on their group.
 - 4) Teacher asks students to work their task after the teachers' instruction.
 - 5) Teacher check their work and correct together.
 - 6) Teacher asks students to practice the students' homework orally.
- f. Confirmation
 - 1) Teacher appreciate students' work.
 - 2) Teacher gives feedback.
 - 3) Teacher gives opportunity to students for asking question.

6. Post Activities

- d. Conclusion: students and teacher conclude the learning collectively.
- e. Reflection : students do reflection about activities have been done.
- f. Evaluation : students answer the teachers" question about descriptive text.

c. Third Meeting

Learning Activities

3. Pre Activities

- d. Orientation
Students responds greeting and teachers" question about learning before.
- e. Motivation
Students listen to the motivation from teacher to study hard and sincerely.
- f. Apperception
Students receive information about learning that will be conducted.

4. Main Activities

- d. Exploration
 - 7) Teacher reviews the last material.
 - 8) Teacher gives students chance to ask question about the last material.
 - 9) Teacher reminded students about the form of descriptive text.
- e. Elaboration
 - 3) Teacher explain about simple present tense.
 - 4) Teacher gives students task v.
 - 5) Teacher asks students to work in pairs.
 - 6) Teacher and students check the answers together.
- f. Confirmation
 - 5) Teacher appreciate students" work.
 - 6) Gives feedback for students.
 - 7) Teacher reviews the material.
 - 8) Teacher gives opportunity to students for asking question.

3. Post activities

- d. Conclusion : students and teacher conclude the learning collectively.
- e. Reflection : students do reflection about activities have been done.
- f. Evaluation : students answer the teachers" question about descriptive text.

d. Fourth Meeting

Learning Activities

1. Pre Activities

a. Orientation

Students responds greeting and teachers' question about learning before.

b. Motivation

Students listen to the motivation from teacher to study hard and sincerely.

c. Apperception

Students receive information about learning that will be conducted.

2. Main Activities

a. Exploration

1) Researcher reviews the last material.

2) Researcher gives students chance to ask question about the last material.

3) Researcher reminded students about the form of descriptive text.

b. Elaboration

1) Researcher explain about simple present tense.

2) Researcher gives students task v.

3) Researcher asks students to work in pairs.

4) Researcher and students check the answers together.

c. Confirmation

1) Researcher appreciate students' work.

2) Gives feedback for students.

3) Researcher reviews the material.

4) Researcher gives opportunity to students for asking question.

3. Post activities

a. Conclusion : students and teacher conclude the learning collectively.

b. Reflection : students do reflection about activities have been done.

c. Evaluation : students answer the teachers' question about descriptive text.

Task I**My Friend and Her New Shoes**

I have a close Friend. She is beautiful, attractive and trendy. She always want to be a trend setter of the day. She always pays much attention on her appearance. Recently, she bought a new stylist foot legs from blowfish shoes products. This shoes really matches on her.

Her new blowfish women's shoes are wonderful. When she are walking on that shoes, all her friends, including me watch and admire that she has the most suitable shoes on her physical appearance. The style, bright color, and brand represent her as a smart woman of the day. She really have perfect appearance.

She is really mad on that shoes. She said that the products covered all genders. The blowfish men's shoes are as elegant as she has. The products provide varieties of choice. Ballet, casual, boot athletic shoes are designed in attractive way. The products are international trader mark and become the hottest trend.

Generic Structure Descriptive text:

1. Identification: What is the text about? The first information of the object: I have a close Friend.
2. Description: Some paragraphs of special feature of the object described she is beautiful, attractive and trendy. Her new blowfish women's shoes are wonderful. She is really mad on that shoes.

Teaching Material

Descriptive text

Descriptive text atau teks deskriptif adalah suatu teks yang menjelaskan atau mendeskripsikan orang, binatang atau suatu benda baik bentuknya, sifatnya, jumlahnya dan lain-lain.

Tujuan dari descriptive text adalah untuk menjelaskan, menggambarkan, atau mengungkapkan seseorang atau suatu benda.

Contoh kalimat deskriptif:

- *The sunset filled the whole entire sky with the deep colour of rubies , setting the clouds ablaze.*
 - *The waves crashed and danced along the shore, moving up and down in a graceful and gentle rhythm like they were dancing.*
 - *The painting was a field of flowers, with deep and rich blues and yellows atop vibrant green stems that seemed to beckon you to reach right in and pick them.*
- Struktur umum (*generic structure*) dalam *descriptive text* terdiri dari:

1. Identification (identifikasi) | pendahuluan, berupa gambaran umum tentang suatu topik, atau pengenalan objek atau hal yang dideskripsikan

2. Description (deskripsi) | berisi informasi tentang ciri-ciri khusus yang dimiliki benda, tempat, atau orang yang dideskripsikan. Misalnya sifat-sifat, tampilan fisik, dan hal lain yang dituliskan dengan spesifik.

- Ciri ciri teks deksriptif
- Menggunakan simple Present tense
 - Menggunakan adjective yang bersifat menggambarkan (describing).
 - Menggunakan linking verb (kata kerja penghubung), is are am etc.

- Menggunakan adverbs (kata keterangan) untuk memberikan informasi tambahan
- mengenai perilaku atau sifat (adjective) yang di jelaskan.

Contoh Descriptive Text Tentang Candi Borobudur

Borobudur Temple

Borobudur is one of historical buildings in Indonesia. It is considered to be the world's largest Buddhist temple for its size (15129 m²) and height (34.5m). It is located in Magelang, Central Java. Not only it became a well known tourism destination to a lot of travelers around the world, Borobudur Temple is also included in UNESCO list of world heritage site.

Borobudur temple consists of six square floors and three circular floors which arranged accordingly and make it to be stair-like layers that you have to climb one by one to reach the top of the temple. In the middle of the floor, you will find small stairwell with couples of stairs connecting each floor that you can use as a passage to go to the top. On each level of the floor, there are a lot of *relief* panels and Buddha statues spread around it. Based on the data, there are 2.672 panels and 504 statues in total. There is a dome located on the top center of the temple and is surrounded by 72 Buddha statues, each seated inside a perforated *stupa*. It is said that, if you place your hand into the stupa through one of its hole and you can touch the Buddha statue, you will be able to make one of your dream come true.

DOCUMENTATION



UNIVERSITAS ISLAM NEGERI
ALAUDDIN
M A K A S S A R



11th September 2021

The documentation above is documentation when the researcher brought a letter and asked the principal for permission to research at the school. After being allowed by the principal, he gave directions to meet the English teacher first. The English teacher for class X, Mr. Apriady, gladly gave permission to the researcher to conduct research in his class.



13th September – 15th October 2021

The above documentation is a learning process carried out in the controlled class. In this class the researcher took 4 meetings with treatment using vlogging as a technique in teaching English.



17th September- 15th October 2021

The picture above is a learning process carried out in the experimental class. Just like the controlled class, learning in the experiment class is carried out only in 4 meetings.

Prambanan Temple

IDENTIFICATION

For anyone who likes history, Prambanan temple is the historical tourism place that must be visited.

The location is in Yogyakarta, around 10 minutes from Adisucipto Airport. Spending Rp. 40.000,- we can explore around it all the day we want to enjoy the beauty, take some picture and learn something historical about it.

DESCRIPTION

Prambanan temple is the biggest Hindu temple site in Asia. The building was completed in the mid-9th century during the regime of Sanjaya Dynasty. The history explains that Rakai Pikatan is the one who initiated the building of that giant temple.

The original name of Prambanan temple is Shivagrha because the temple was built to dedicate to the God of Shiva.

Equal with Borobudur temple, the Prambanan temple at every main building recognizes the three world hierarchy which spanned from the lower world to the holiest place.

At the first level of the building symbolizes the lowest realm of the world. It is called Bhurloka or the world in which human being are still bound by their desire, lust, sins, and unholy way of life or stupidity.

The middle level is Bhuvarloka, that is the world of enlighten where human learn to see the truth or living in the holy way.

The top level is Svarloka or the highest and the holiest world. This is the place for people who already get the perfection of life.

KLP ~~2~~ 2

- ASILA
- IARLO
- HANIM
- IHLASUL
- NAUPL F

Prambanan Temple

IDENTIFICATION

For anyone who likes history, Prambanan temple is the historical tourism place that must be visited.

The location is in Yogyakarta, around 10 minutes from Adisucipto Airport. Spending Rp. 40.000,- we can explore around it all the day we want to enjoy the beauty, take some picture and learn something historical about it.

DESCRIPTION

Prambanan temple is the biggest Hindu temple site in Asia. The building was completed in the mid-9th century during the regime of Sanjaya Dynasty. The history explains that Rakai Pikatan is the one who initiated the building of that giant temple.

The original name of Prambanan temple is Shivagrha because the temple was built to dedicate to the God of Shiva.

Equal with Borobudur temple, the Prambanan temple at every main building recognizes the three world hierarchy which spanned from the lower world to the holiest place.

At the first level of the building symbolizes the lowest realm of the world. It is called Bhurloka or the world in which human being are still bound by their desire, lust, sins, and unholy way of life or stupidity.

The middle level is Bhuvarloka, that is the world of enlighten where human learn to see the truth or living in the holy way.

The top level is Svarloka or the highest and the holiest world. This is the place for people who already get the perfection of life.

Help III :

1. Ayat: muhammad Muhammad
2. Fiqh: putra aulia
3. Etim: Rapp aditama
4. Etim: Ismael hugang
5. Etim: Naya: uza

UNIVERSITAS ISLAM NEGERI
ALAUDDIN
KAROLINGG

Scanned by TapScanner

8th October 2021

The picture above is one of the tasks of documenting student assignments in the control class, namely the task of identifying descriptive text with the topic of Prambanan Temple.



4th October 2021

The picture above is one of the assignments in the experimental class. The task given is to describe one of the historic buildings in Indonesia.