


**THE IMPLEMENTATION OF BILINGUAL BASED INSTRUCTION
IN TEACHING ENGLISH AT THE EIGHTH GRADE
STUDENTS OF SMPN 1 SUNGGUMINASA**



A Thesis
Submitted in Partial Fulfillment of the Requirements for the Degree of
Sarjana Pendidikan (S.Pd) of English Education Department
Tarbiyah and Teaching Science Faculty
Alauddin State Islamic University
of Makassar

By:
UNIVERSITAS ISLAM NEGERI
ASTUTI RAMADANI
Reg. Number: 20400116092
ALAUDDIN
MAKASSAR

ENGLISH EDUCATION DEPARTMENT
TARBIYAH AND TEACHING SCIENCE FACULTY
ALAUDDIN STATE ISLAMIC UNIVERSITY OF MAKASSAR
2022

PERNYATAAN KEASLIAN SKRIPSI

Mahasiswi yang bertanda tangan dibawah ini:

Nama : Astuti Ramadani
NIM : 20400116092
Tempat/Tgl.Lahir : Makassar, 09 Januari 1998
Jur/Prodi/Konsentrasi : Pendidikan Bahasa Inggris
Fakultas/Program : Tarbiyah dan Keguruan
Alamat : Jl. Nuri Baru
Judul Skripsi : *“The Implementation of Bilingual Based Instruction in Teaching English at the Eighth Grade Students of SMPN 1 Sungguminasa”.*

Menyatakan dengan sesungguhnya dan penuh kesadaran bahwa skripsi ini adalah benar hasil karya sendiri. Jika kemudian hari terbukti bahwa ini merupakan duplikat, tiruan, plagiat, atau dibuat oleh orang lain, sebagian atau seluruhnya, maka skripsi dan gelar yang diperoleh karenanya batal demi hukum.

Samata-Gowa, 21 Februari 2022

Penyusun,



Astuti Ramadani
NIM: 20400116092

PERSETUJUAN PEMBIMBING

Pembimbing penulisan skripsi saudara Astuti Ramadani, NIM: 20400116092, mahasiswi Jurusan Pendidikan Bahasa Inggris pada Fakultas Tarbiyah dan Keguruan UIN Alauddin Makassar, setelah dengan seksama meneliti dan mengoreksi skripsi yang bersangkutan dengan judul "*The Implementation of Bilingual Based Instruction in Teaching English at the Eighth Grade Students of SMPN 1 Sungguminasa*" memandang bahwa skripsi tersebut telah memenuhi syarat-syarat ilmiah dan dapat disetujui untuk diajukan ke sidang Munaqasyah.


Demikian persetujuan ini diberikan untuk proses selanjutnya.

Pembimbing I



Dr. H. Abd. Muiz Said, M.Ed., M. TESOL.
NIP. 19651231 199003 1 024

Pembimbing II



Dr. Sitti Nurpahmi, S.Pd., M.Pd.
NIP. 19740308 200902 2 003

UNIVERSITAS ISLAM NEGERI

ALA UDDIN
M A K A S S A R

Samata-Gowa, 14 Februari 2022

Diketahui oleh:
Ketua Jurusan PBI,



Dra. Hj. St. Asizah, M.Ed., St., Ph.D.
NIP 19671231 199303 2 016

PENGESAHAN SKRIPSI

Skripsi berjudul "*The Implementation of Bilingual Based Instruction in Teaching English at the Eighth Grade Students of SMPN 1 Sungguminasa*", yang disusun oleh saudari **Astuti Ramadani**, NIM 20400116092, mahasiswa Jurusan Pendidikan Bahasa Inggris Fakultas Tarbiyah dan Keguruan UIN Alauddin Makassar, telah diuji dan dipertahankan dalam sidang munaqasyah yang diselenggarakan pada hari **Rabu** tanggal **23 Februari 2022 M**, bertepatan dengan tanggal **22 Rajab 1443 H**, dinyatakan telah dapat diterima sebagai salah satu syarat untuk memperoleh gelar Sarjana dalam Ilmu Pendidikan, Jurusan Bahasa Inggris dengan beberapa perbaikan.

Samata-Gowa, 08 Maret 2022 M
05 Sya'ban 1443 H

DEWAN PENGUJI: Nomor SK 805 Tahun 2022

Ketua Sidang : Prof. Hj. St. Azisah, M.Ed.,St.,Ph.D.

Sekretaris Sidang : Ahmad Munawir Lc., M.Pd.I.

Munaqisy I : Dr. H. Nur Asik, M.Hum.

Munaqisy II : Dr. Kamsinah, M.Pd.I.

Pembimbing I : Dr. H. Abd. Muis Said, M.Ed., M.TESOL.

Pembimbing II : Dr. Sitti Nurpahmi, S.Pd., M.Pd.

(.....)

(.....)

(.....)

(.....)

(.....)

(.....)

Diketahui oleh:

Dekan Fakultas Tarbiyah dan Keguruan
UIN Alauddin Makassar



Dr. H. A. Marjuni, S.Ag., M.Pd.I.
NIP. 197810112005011006

ACKNOWLEDGEMENTS

بِسْمِ اللَّهِ الرَّحْمَنِ الرَّحِيمِ

Alhamdulillah Rabbil Alamin, praise and gratitude to Allah SWT, who has given grace and guidance in the form of health, opportunity, intelligence, and sufficient knowledge so that the author can complete this thesis. The author also does not forget to send shalawat and greeting to our Prophet Muhammad SAW who has brought us from the realm of darkness to the realm of light, from the age of ignorance to the age of intelligence.

The success of the researcher in writing this thesis cannot be separated from the support and encouragement from various parties who have provided valuable assistance and guidance. The researcher realizes that this thesis would not have been completed without their support and assistance. Therefore, the researcher would like to express her deepest gratitude to her beloved family, especially her parents, father (**Abd. Asis. P**), and mother (**Fatmawati**) who always pray, motivate, encourage, educate, fight, and provide the best support for researcher while completing her study at UIN Alauddin Makassar. In addition, the researcher would also like to express their gratitude and appreciation to:

1. **Prof. H. Hamdan Juhanis, M.A, Ph.D.**, as the Rector of Alauddin State Islamic University of Makassar.
2. **Dr. H. Marjuni, S.Ag., M.Pd.I.**, as the Dean of Tarbiyah and Teaching Science Faculty of Alauddin State Islamic University of Makassar.

3. **Prof. Dra. Hj. St. Azisah, M.Ed.,St., Ph.D.,** The Head of English Education Department of Tarbiyah and Teaching Science faculty of Alauddin State Islamic University of Makassar.
4. **Dr. Sitti Nurpahmi, M.Pd.,** The Secretary of English Education Department of Tarbiyah and Teaching Science Faculty of Alauddin State Islamic University of Makassar, and as the second consultant of the researcher who had provided a lot of help and support in completing this thesis.
5. **Dr. H. Abd. Muis Said, M.Ed., M.TESOL.,** as the first consultant of the researcher who had provided time, guidance, and direction, as well as extraordinary support in completing this thesis.
6. **Dr. H. Nur Asik, M.Hum** and **Dr. Kamsinah, M.Pd.I.,** as the first and the second examiner who had guided, directed, provided suggestion and valuable input to the researcher during the writing of this thesis.
7. The lecturers and staff of the English Education Department whose names cannot be mentioned one by one by the researcher, thank you for the knowledge, advice, assistance, good service, and motivation that have been given to the researcher since studying at this university.
8. **Sandhi Hikmawan Hs, S.Pd,** as a teacher of SMPN 1 Sungguminasa who helps researchers in conducting the research.
9. All of the students in class eighth (VIII J and VIII K) of SMPN 1 Sungguminasa.

10. **Rizal Rasyid Anshary** and **Nuralisyah M Aras** as the researcher uncle and aunt who has helped researchers so far and has always provided support in completing this thesis.
11. Researcher's friends in the Department of English Education (FLASHLIGHT) 2016 especially in groups 5 and 6 (PBI 5-6). They cannot be mentioned one by one as a whole. Thank you for your togetherness, friendship, and the best support to the researcher in completing this thesis.
12. Researcher's best friends in Annoyers Squad: **Haerani, S.Pd, Rifqa Reskiawati, S.Pd, Husnurrahmah Syamsu, S.Pd, Zulfaidah, S.Pd, Dewi Kusuma Ningrum, Tirah Suci Anggraeni, Dias Pratiwi** and **St. Nurjannah** always provided assistance and encouragement when the researcher experienced tiredness in completing this thesis.
13. Researcher's beloved cousin, **Dewi Putriani Nur, S.M**, who always accompanied, encouraged, and assisted until this research is completed.

The researcher realizes that in writing this thesis there are still many mistakes and it is far from perfection. Therefore, the researcher accepts all constructive criticism and suggestions. Hopefully, we are always in the protection and all of the efforts are blessed by Allah SWT.

Researcher



Astuti Ramadani

TABLE OF CONTENTS

COVER PAGE	i
PERSYARATAN KEASLIAN SKRIPSI	ii
PERSETUJUAN PEMBIMBING	iii
PENGESAHAN SKRIPSI	iv
ACKNOWLEDGEMENTS	v
TABLE OF CONTENTS	viii
LIST OF TABLES	x
LIST OF APPENDICES	xi
ABSTRACT	xii
CHAPTER I INTRODUCTION	1
A. Background	1
B. Research Questions.....	4
C. Research Objectives	4
D. Research Significance	4
E. Research Scope.....	5
F. Definition of Key Terms.....	5
CHAPTER II LITERATURE REVIEW	6
A. Previous of Related Research Findings.....	6
B. Some Pertinent Ideas	8
1. Definition of Bilingual	8
2. Bilingual Education.....	11
a. Model of Bilingual Education.....	12
b. Typology of Bilingual Education	13
1). Monolingual Forms of Education.....	14
2). Weak Forms of Bilingual Education	16
3). Strong Forms of Bilingual Education.....	17
C. Conceptual Framework.....	22
CHAPTER III RESEARCH METHODOLOGY	25

A. Research Method	25
B. Research Location	26
C. Research Subject	26
D. Research Instrument	26
E. Data Collecting Procedure	27
F. Technique of Data Analysis	28
CHAPTER IV FINDINGS AND DISCUSSION	30
A. The Implementation of Bilingual Based Instruction to Applied by the Teacher at the Eight Grade students of SMPN 1 Sungguminasa.....	30
B. Factors Cause the Teacher Uses Two Languages in Teaching English.....	57
CHAPTER V CONCLUSION AND SUGGESTION.....	61
A. Conclusion.....	61
B. Suggestion.....	61
BIBLIOGRAPHY	63
APPENDICES	66
CURRICULUM VITAE.....	137

LIST OF TABLES

Table 2.1 Monolingual Form of Education	15
Table 2.2 Weak Form of Bilingual Education.....	17
Table 2.3 Strong Form of Bilingual Education	20
Table 4.1 Context and Language Used by the Teacher	30



UNIVERSITAS ISLAM NEGERI
ALAUDDIN
M A K A S S A R

LIST OF APPENDICES

Appendix 1 Transcription.....	64
Appendix 2 Observation Sheet.....	88
Appendix 3 Interview Guideline.....	90
Appendix 4 Coding Interview Guideline.....	120
Appendix 5 Documentation.....	136



UNIVERSITAS ISLAM NEGERI
ALAUDDIN
M A K A S S A R

ABSTRACT

Thesis Title	: <i>The Implementation of Bilingual Based Instruction in Teaching English at the Eighth Grade Students of SMPN 1 Sungguminasa.</i>
Year	: 2022
Researcher	: Astuti Ramadani
Consultant I	: Dr. H. Abd. Muis Said, M. Ed., M. TESOL.
Consultant II	: Dr. Sitti Nurpahmi, S.Pd., M.Pd.

This study aims to find out the implementation of bilingual-based instruction in teaching English. This study was conducted at the eighth grade of SMPN 1 Sungguminasa. The subject of this research is the interaction of teachers and students conducted in class VIII (VIII J and VIII K), totaling 1 teacher and 30 students.

The method used in this research was qualitative with a case study approach. The instruments of this research were observation sheets, interview guidelines, recorder, and documentation. Observation sheets were used by the researcher to obtain data related to the implementation of bilingual-based instruction in the class, interview guidelines are used to obtain data related to the implementation of bilingual-based instruction and to find out the factors that cause the teacher uses two languages in teaching English in the class, and recorder is used to record the learning process from the beginning to the end of the lesson.

The result showed that bilingual-based instruction implemented by the teacher at SMPN 1 Sungguminasa was English-Indonesian instruction. The teacher used English and Indonesian in context greeting, introducing material, giving an explanation, giving direction/instruction, giving clarification, asking and answering the question, and in context closing activity. The teacher used two languages with translation strategy and alternated his languages from L1 (first language) to L2 (second language) or vice versa to make the learning process run effectively. The factors that cause the teacher to use bilingual-based instruction in learning English are: the teacher said that bilingual-based instruction is important to make the learning process run effectively, the way the students understand the learning material is different, and using bilingual-based instruction helps students easy to understand what is explained by the teacher.

From the findings above, the researcher hopes that this research can be useful for further learning, especially for students of English Education Department at Alauddin State Islamic University of Makassar who will become teacher. Then this research will be presented to motivated them to improve their English teaching skills.

CHAPTER 1

INTRODUCTION

A. Background

The language of instruction is very important in the learning process (Martin, 2003; Saeed and Jarwar, 2012). In surah al-Baqarah verses 31-32.

وَعَلَّمَ آدَمَ الْأَسْمَاءَ كُلَّهَا ثُمَّ عَرَضَهُمْ عَلَى الْمَلَائِكَةِ فَقَالَ أَنْبِئُونِي بِأَسْمَاءِ هَؤُلَاءِ إِنْ كُنْتُمْ صَادِقِينَ

٣١

قَالُوا سُبْحَانَكَ لَا عِلْمَ لَنَا إِلَّا مَا عَلَّمْتَنَا إِنَّكَ أَنْتَ الْعَلِيمُ الْحَكِيمُ ٣٢

Meaning:

31 : *And He taught Adam the names of all of them, then He showed them to the angels, saying, "Name all of these (things), if you are right!"*

32 : *"They said, 'Glory be to You, we do not know what You have taught us. Indeed, You are all-knowing and all-wise,"* (Q.S. Al-Baqarah: 31-32).

Other hadith about learning a language:

أَمَرَنِي رَسُولُ اللَّهِ صَلَّى اللَّهُ عَلَيْهِ وَسَلَّمَ أَنْ أَتَعَلَّمَ السُّرْيَانِيَّةَ

"The Messenger of Allah, Shall Allahu 'alaihi wa sallam, ordered me to learn Syriac," (HR. At-Tirmidzi: 2639).

In the verse above it is explained that after creating man (Adam), Allah then taught him language (in the form of names) and then asked the Angels to name the objects that exist and they answered that they were unable and did not have knowledge (language) unless it is taught by Allah, and in the hadith, it is explained about the importance of learning a language to avoid deception due to not knowing the language. Likewise in learning, a student will not be able to understand and use language when it is not taught by the teacher as a facilitator who has the responsibility to educate and teach students.

The use of introductory language is directly related to the learning process and outcomes and the teacher who acts as a learning facilitator has the responsibility to deliver students to the achievement of competencies through the oral and written language used when explaining, giving instructions, and feedback, managing classes, and evaluating student learning outcomes. The language used must not only be correct and follow with the level of language development of students, but also must be a language that is well understood by students (Baker, 2011).

At present, many people master more than one language. At first, they only mastered their mother tongue or native language. According to Muin (2012) people who can use two languages are called bilingual or multilingual. Consciously and unconsciously in conducting communication, many people use two languages, for example, Indonesian people who communicate in two languages, namely Indonesian and their local languages.

In the world of education, Indonesian teachers in teaching English as a foreign language in the classroom also use two languages. Nurpahmi (2018), bilingual-based instruction has been carried out by Indonesian teachers since the Indonesian government allows the use of two languages in learning. The function of the teacher's language and the language of the students is not only as a medium of language but also as a source of language. Students can imitate the teacher's words and finally, students can gain language through the exposure around them.

In the learning process in class, students cannot quickly understand the English language (as a foreign language) used by the teacher in explaining

learning material. They need a language translation process, therefore teachers use Indonesian as a language of translation to make it easier for students to understand learning material. Some experts have researched the effect of using bilingual on students' English proficiency and the results show that bilingual learning models make a positive contribution to students' English proficiency (Forman 2008 and Galvan-Luis 2010). On the other hand, Rodriguez (2011) said that teaching with the bilingual negative effect on student academic achievement due to lack of understanding and English vocabulary owned by students and less effective implementation of bilingual programs.

Noor and Harun (2015) found that the main factor in bilingual teaching is the language requirements for each class that are very dependent on the competence of teachers regarding approaches and methods suitable for use in the learning process. The teacher must know the needs of each student so that the learning process can run smoothly. As said by Krashen (1985) learning only occurs if students can understand what the input in learning is. Yih-Lin (2014) says that the replacement of the first language and second language in bilingual instruction can exploit the improvement and use of bilingual for the progress of student learning.

Bilingual-based instruction is also applied by the teacher in teaching English in class VIII of SMPN 1 Sungguminasa. Based on the results of interviews that have been conducted with the English teacher of class VIII SMPN 1 Sungguminasa, the teacher uses two languages in the learning process in the classroom. In starting learning, the teacher uses English as the language of

instruction which then translates or explains it into Indonesian (mother tongue). This is intended so that students understand more about the learning material that may be confused or not understood by students. Therefore, the focus of this research is "The Implementation of Bilingual Based Instruction in Teaching English at the Eighth Grade Students of SMPN 1 Sungguminasa". (Interview, Makassar, 2021).

B. *Research Questions*

1. How is bilingual-based instruction implemented by the teacher at the eighth grade students of SMPN 1 Sungguminasa?
2. What factors cause the teacher uses two languages in teaching English at the eighth grade students of SMPN 1 Sungguminasa?

C. *Research Objective*

1. To find out how bilingual-based instruction in teaching English is implemented towards the eighth grade students of SMPN 1 Sungguminasa.
2. To find out the factors that cause the teacher uses two languages in teaching English towards at the eighth grade students of SMPN 1 Sungguminasa.

D. *Research Significances*

The research significance in this research is divided into two, namely theoretical and practical significance. The theoretical significance of this research is to improve the theory of bilingual-based instruction in teaching English. Meanwhile, the practical significance is to find out how the implementation of bilingual-based instruction in teaching English.

E. *Research Scope*

The research scope in this research is the implementation of bilingual-based instruction from greeting until closing the activity in learning English, and the factors that cause the teacher use two languages in the learning English at the eighth grade students of SMPN 1 Sungguminasa.

F. *Definition of Key Terms*

To avoid perceptions misunderstanding of the terms in the design of this research, it is necessary to put forward an operational definition as follows:

1. Bilingual-based instruction is the use of two languages as the medium of instruction. Teachers and students communicate using two languages (Indonesian and English) alternately during the teaching and learning process in the classroom.
2. Class interaction is all kinds of teaching and learning activities in the classroom. The interaction of teachers and students in the classroom during the process of teaching English in class VIII SMPN 1 Sungguminasa.

UNIVERSITAS ISLAM NEGERI
ALAUDDIN
M A K A S S A R

CHAPTER II

REVIEW OF RELATED LITERATURE

A. *Previous of Related Research Findings*

Several researchers have learned about bilingual learning. They are Nurpahmi (2018), Saleh (2017), and Khairunnisa (2016).

Nurpahmi (2018) has conducted a study entitled "*Structured Bilingual Based Instruction Models in Teaching English for Specific Purposes*". This study aims to determine the bilingual-based instruction model implemented by the lecturer in teaching English, the context used and the frequency of the native language, and the target language used by the lecturer. In the study, data was taken from three Departments of Education namely the Department of Physics, Biology, and Mathematics Education using descriptive research type. The findings show that bilingual-based instruction applied by lecturers in teaching English for academic purposes is categorized as instruction based on structured bilingual.

Saleh (2017) has conducted a study entitled "*An Analysis of Code-mixing Used by Teachers of Zarindah House of Learning in the Teaching Learning Process*". This study aims to find the type of code-mixing, the percentage of using code-mixing, and the reasons for using mixed codes in the teaching process. Data were analyzed using qualitative methods using observation sheets and interviews as instruments. The findings of this study show there are 44 code-mixing data from teacher 1 and there are 43 from the teacher 2 data and the researchers

concluded that there are two types of code-mixing used by the teachers, namely Intra Sentimental Mixing Codes and Involving Changes in Pronunciation.

Khairunnisa (2016) has conducted research under the title "*Code Mixing Analysis in the English Teaching Learning Process at Senior High School 1 Takalar*". The research aims to show the type of code-mixing used by teachers in English, describe the reasons teachers use code-mixing, and describe students' perceptions about code mixing used by teachers in teaching English. This study uses a questionnaire, and found findings that show that there are three types of code-mixing consisting of 99 utterances, 55 data mixed with intra sentential codes and 11 involving changes in pronunciation, as for the reasons teachers use code mixing are making jokes, more relaxed, and habitual. Whereas for the perception of students most of them agreed that the use of code-mixing in the teaching and learning process of English was needed so that they could better understand learning.

Based on the description above, there are several studies on bilingualism. It's just that the object and type of research used are different. Previous research has only discussed how bilingualism is applied or taught in some schools or universities, and some studies aim to analyze the types of code-switching teachers use in teaching English. In contrast to this research which is more focused on the implementation of bilingual-based instruction in teaching English at the eighth grade students of SMPN 1 Sungguminasa. Where in this research the researcher wants to find out how the implementation of bilingual based instruction is applied and what factors that cause the teacher use two languages in learning English.

B. *Some Pertinent Ideas*

1. Definition of Bilingual

The National Association for Bilingual Education (NABE) (2005 in Rodriguez, 2011) defines bilingual education as an approach in the classroom that uses native languages in teaching English. The main objectives of bilingual teaching are in teaching English, nurturing academic achievement, helping the acculturation of immigrants into new societies, preserving the cultural and linguistic heritage of minority groups, enabling English speakers to learn a second language, and a combination of these goals. Valdes and Figueroa in Baker (2011) state that bilinguals are classified based on 1) age, 2) ability, 3) bilingual balance, 4) development, and 5) context.

The bilingual categorization refers to age, divided into three categories, simultaneous, sequential, and late. Simultaneous bilingual children are those who are bilingual at birth or at least before 3 years of age (De Houwer, 1995). Sequential bilingualism refers to a child mastering the first language and becoming proficient in the second. It is a condition when a child masters the second language after mastering the first language. The acquisition process can be through formal or informal means (Baker, 2011). Late bilingualism refers to a situation where a person learns a language after puberty and is more or less fluent (Gonzalez 2008).

Referring to the balance of two languages, bilinguals are categorized into bilingual balance, limited bilingual, and dominant bilingual. A balanced bilingual individual is someone who is equally competent in both languages and reflects

monolingual individuals of the same age (Gonzalez, 2008). Bilinguals that are balanced with the same competence and strong in their two languages are rare (Baker, 2011). In contrast, limited bilinguals, are people who lack the competence of age-appropriate native speakers in one language. A dominant bilingual is a person who has reached the competence of a native speaker, age-appropriate in one language but not in another (González 2008). A person is called a dominant bilingual, if he is competent in one of the two languages he has and his competence in that one language is according to his age.

According to Cummins and others, a balanced bilingual is often a product of educational programs that support additive bilingualism (González, 2008). This term indicates the condition of bilingualism that masters the second language without losing the first language.

In contrast, limited bilinguals are often involved in educational programs that promote subtractive bilingualism, in which a second (or subsequent) language is acquired as a substitute for the first language and no educational resources are provided for the maintenance of the first language (Gonzales, 2008). Types of bilingual education that promote such situations are immersion, protected English immersion, and transitional bilingual education programs. Referring to the development of L1 (first language) and L2 (second language), bilingualism is categorized into ascendant and recessive bilingualism. Ascendant - a second language in development; recessive one language decreases (Baker 2006).

Referring to context, bilinguals can be categorized based on when, where, and with whom people use both languages (Fishman, 1965). This refers to the

context in which the language is used. There are many examples of people using language in different contexts, they are bilingual in different conditions. A person may have difficulty writing in his second language, but he can use it for communication. Baker (2011) proposed many language contexts (also called domains) in which bilinguals use their language, such as for shopping at the cinema, at work, for hobbies, etc.

Another dimension of bilingualism is based on choice. This includes both elective and circumstantial bilingualism. Elective bilingualism is a characteristic of individuals who choose to learn a language from the majority language group, and add a second language without losing their first language (Baker, 2011). Circumstantial bilinguals learn another language to survive. Because of their circumstances (for example as immigrants), they need other languages to function effectively. As a result, their first language is in danger of being replaced by a second language (Baker, 2011).

Bialystok (2001) categorizes bilinguals into three categories, namely coordinate bilingualism, compound bilingualism, and subordinate bilingualism. In coordinate bilingualism, the two words signify separate concepts, whereas, in compound bilingualism, the two words meet in one combined concept. So, there are two configurations for expressing a set of meanings. Multiple bilingualism is the preferred option, but it recognizes that arrangements can coexist. A multilingual speaker combines concepts for some words but not for others. The third variation of the bilingual representation is subordinate. In this case, the meaning of a new word refers to words in another language, not a concept. This

situation arises when a new language is learned through a familiar language, perhaps the way Latin has been learned by generations of students.

2. Bilingual Education

Bilingual education is a program intended for students where English is not their native language. It aims to improve students' English skills. Brisk (2006) states that bilingual education is seen as quality education that is delivered in two languages. Furthermore, Hamers and Blanc (2002) state that bilingual education is a learning system or school education in which the planning and presentation of learning are carried out in at least two languages. According to this definition, bilingual learning programs must implement at least one of the three categories of bilingual maintenance, namely:

- a. Lessons are given in two languages.
- b. Learning is given in the first language and the student is taught a second language until he can use the second language for learning.
- c. Most of the learning is given in the second language and the first language is given in the next step, the first language as subjects and the second language as the language of learning.

The definition of bilingual education varies from country to country. In the United States, for example, bilingual education is seen as quality education that is delivered in two languages. The elite eagerly offers their children the opportunity to master at least two languages for vocational and social success. In addition, bilingual learning is also implemented in Indonesia with several objectives:

increasing mastery of the material, improving English language skills in scientific and non-scientific forums, being able to access scientific knowledge from various international media, being able to communicate between students both from within and outside the country. (Arnyana, 2006).

Bilingual students are often labeled not only as children whose English is lower but also as students who are also inferior (Brisk, 2006). To successfully educate these students requires educational practices that are based on an understanding of how children learn languages and are tailored to the talents and language needs of students. The topic of bilingual learning has received high attention during the last few decades (Trujillo M., 2007). How to educate children with limited English language skills is a very controversial issue and it can be argued for attention.

a. Model of Bilingual Education

The design of the bilingual model differs between countries. This may depend on teacher qualifications, student abilities, or resources. Salkind (2008) asserts that the actual implementation of each model varies widely depending on the availability of qualified teachers, resources, official policies, and attitudes of the community, schools, and other educational institutions. Calderon and Carreon (2001) conclude, in general terms, that the main differences between different bilingual education models relate to: (a) when the transition to English should occur and; (b) how much instruction in a particular language should be carried out. For example, in most two-way bilingual programs, some students are native speakers of English and half are non-native speakers of English. Teaching usually

starts with 90% instruction in non-English and 10% in English with an increase in teaching to 50% English and 50% non-English.

However, research shows a wide variety of ways in which two-way education programs are structured. This means that the implementation of the bilingual education program must be in a transition process. This should refer to the qualification level of the environment (teacher, student, and resource). According to Dharma (2009), the implementation of bilingual classes through several stages, namely in the first year the use of English as much as 25% and Indonesian 75%. In the second year, the two languages are 50% English and 50% Indonesian respectively. And in the third year, the language of instruction uses 75% English and 25% Indonesian. Lee (2008: 85) states that this tiered bilingual class is referred to as bilingual transitional education because students are not taught to speak fully English directly but through the learning stages.

b. Typology of Bilingual Education

Some types of bilingual education in the classroom foster bilingualism, while many others use monolingualism. Baker (2011) classifies bilingual education into three categories: *Monolingual Forms* or promote monolingualism, *Weak Forms* or those that promote monolingualism and or limited bilingualism, and *Strong Forms* or those that promote bilingualism and biliteracy.

1) Monolingual Forms of Education

There are three forms of monolingual education or for bilinguals. They are; *Submersion Education*, *Submersion with Pull-Out classes*, and *Segregationist Education*.

Submersion Education is a term to describe education for language minority children who are placed in mainstream education (Baker, 2011). This type of bilingual education places minority language children into the majority language class. The teacher uses the majority language as the language of instruction. This education aims to assimilate and does not produce bilingualism.

Submersion with Pull-Out classes. The pull-out class aims to prepare a special class for children with minority languages to teach them the majority language. In this type of bilingual education, the participants come from a minority language. Teachers use the majority language as the language of instruction, and to make students familiar with the majority language, they are given a withdrawal class to learn the second language (majority).

The third type is *Segregationist Education*. Segregationist education occurs when speakers of minority languages are denied access to programs or schools that are attended by speakers of the majority language (Baker, 2011). Such education is carried out to maintain segregation and compliance. Speakers of minority languages are prohibited from having access to the language of the majority to keep them helpless and that was usually the case with apartheid.

Table 2.1: Monolingual Form of Education

MONOLINGUAL FORMS OF EDUCATIONAL FOR BILINGUALS				
Type of Program	Typical Type of Child	Language of the Classroom	Educational Aim	Aim in Language Outcome
SUBMERSION (Structured Immersion)	Language Minority	Majority Language	Assimilation	Monolingualism
SUBMERSION (Withdrawal Classes/ Sheltered English)	Language Minority	Majority Language with 'Pull-out' L2 Lessons	Assimilation	Monolingualism
SEGREGATIONIST	Language Minority	Minority Language (forced, no choice)	Apartheid	Monolingualism

2) Weak FORMS of Bilingual Education

Baker (2011) suggested three weak forms of bilingual education, *Transitional Education*, *Mainstream with Foreign Language Teaching* and *Separatists Education*.

Transitional Education is a common type of bilingual education in the United States, and the form most supported by Title VII funding (Baker, 2006). The goal of transitional bilingual education is assimilation. This differs from diving education in which language minority students are allowed to temporarily use their mother tongue, and they are often taught through their mother tongue,

until they are deemed proficient enough in the majority language to overcome mainstream education (Baker, 2011).

Mainstream Education (with Foreign Language Teaching) is the second weak form of bilingual education suggested by Baker (2011). Here, most language students learn a second (foreign) language and use that language, not as the language of instruction. The goal is bilingualism but most students find it difficult to be functionally bilingual.

The third form of weak bilingualism by Baker is called *Separatist Education*. The aim is monolingualism of minority languages and monoculturalism in a context in which the choice is self-determined (Baker, 2011). As a way of trying to protect language minorities from being dominated by the majority of languages, or for political, religious, or cultural reasons, education of language minority separatists' can be promoted. This type of education can be organized by the language community for its own survival and for self-protection (Baker, 2006).

Table 2.2: Weak Form of Bilingual Education

WEAK FORMS OF EDUCATIONAL FOR BILINGUALISM				
Type of Program	Typical Type of Child	Language of the Classroom	Educational Aim	Aim in Language Outcome
TRANSITIONAL	Language Minority	Moves from Minority to Majority	Language Assimilation	Relative Monolingualism
MAINSTREAM	Language	Majority	Limited	Limited

With Foreign Language Teaching	Minority	Language with L2/FL Lessons	Enrichment	Bilingualism
SEPARATIST	Language Minority	Minority Language (out of choice)	Detachment/ Autonomy	Limited Bilingualism

3) Strong Form of Bilingual Education

In this section Baker (2011) simplifies the types of bilingual education into four, *Immersion Bilingual Education*, *Developmental Maintenance and Heritage Language Bilingual Education*, *Dual Language Bilingual Education* and *Mainstream Bilingual*.

Immersion Bilingual comes from the Canadian educational experiment. The dyeing movement began in St. Lambert, Montreal, in 1965 (Lambert & Tucker, 1972). Some parents who were concerned about the importance of mastering English, middle-class parents persuaded the school district administrator to set up an experimental kindergarten class consisting of 26 children. The stated objectives are for students to (1) become competent in speaking, reading, and writing in French, (2) achieve normal achievement levels throughout the curriculum including English; (3) to appreciate the traditions and culture of French-speaking Canadians as well as English-speaking Canadians. In short, the goal is for children to be bilingual and bicultural without losing achievement (Baker, 2011).

In the immersion program, the teacher uses the first and second languages as the language of instruction, with an emphasis on the second language. The purpose of this education is for enrichment, so that students can have two languages.

Developmental Maintenance and Heritage Language Bilingual is the second type of strong form of bilingual education. In the United States, it is referred to as maintenance bilingual education or developmental maintenance bilingual education (Baker, 2011). In Canada, the term used for this education is Heritage Language Education (González, 2008). The aim of this program is to preserve the legacy language and let students learn a second language without losing their heritage language.

The third, *Dual Bilingual (or two-way) Bilingual Education*. In the United States, *Dual Bilingual (or Two Way) Bilingual Education* usually occurs when the number of students is approximately equal and the majority of languages are in the same classroom (Baker, 2011). There are various terms used to describe such a school: two-way school, two way immersion, two-way bilingual education, developmental bilingual education, bilingual education, bilingual immersion, double immersion, and interlocking education (Baker, 2011).

The amount of time spent learning each language varies from school to school. Often, a 50% - 50% balance in language use is attempted in the early grades and beyond. In other classrooms, minority languages will be given more time (60%, 75%, 80%, and especially 90% not infrequently), especially in the first two or three years. In the middle and later years of school there is sometimes a

preference for a 50% -50% balance, or money accents in the majority language (Baker, 2011).

Dual language programs tend to share the following features:

- a) A Non-English languages (i.e. the minority languages) are used for at least 50% of education lasting up to six years.
- b) In each period of instruction, only one language is used. Instruction must be adapted to standard language levels, but must also challenge and strengthen, empower and enable. Language is studied mostly via content.
- c) Both English and non-English speakers are present in equal proportion. English and non-English speakers integrate all lessons (Baker, 2011).

The fourth type is *Mainstream Bilingual*. Bilingual education in the majority language consists of the sharing of two (or more) majority languages in schools (Baker, 2011). Its goals usually include bilingualism or multilingualism, obliteration, and cultural pluralism. Such schools exist in societies where a large proportion of the population is already bilingual or multilingual.

In the Asian example, a country (e.g. Brunei, Taiwan) or a region may have one dominant native language with the desire to introduce a second international language such as English to schools. The international language will be used as the language of instruction along with the mother tongue. The aim is for students who are fully bilingual and bi-literate through a bilingual enrichment education program (Baker, 2011).

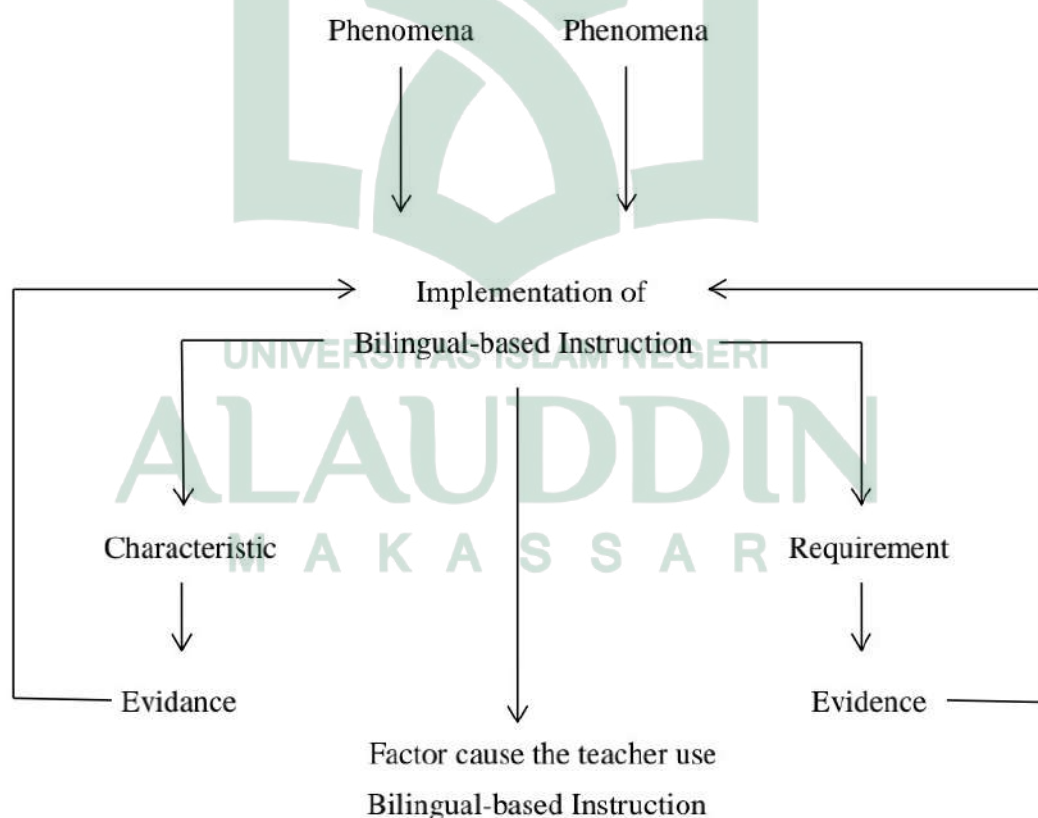
Table 2.3: Strong Form of Bilingual Education

STRONG FORM OF BILINGUAL EDUCATION AND BILITERACY				
Type of Program	Typical Type of Child	Language of the Classroom	Educational Aim	Aim in Language Outcome
IMMERSION	Language Majority	Bilingual with Initial Emphasis on L2	Pluralism and Enrichment	Bilingual & Biliteracy
MAINTENANCE / HERITAGE LANGUAGE	Language Minority	Bilingual with Emphasis on L1	Maintenance, Pluralism and Enrichment	Bilingual & Biliteracy
TWO-WAY/ DUAL LANGUAGE	Mixed Language minority & Majority	Minority and Majority	Maintenance, Pluralism and Enrichment	Bilingual & Biliteracy
MAINSTREAM BILINGUAL	Language Majority	Two Majority Language	Maintenance, Pluralism and Enrichment	Bilingual & Biliteracy

C. Conceptual Framework

The teaching of English as a foreign language must be well designed and fit the needs of students. Good language teaching is when students can absorb and understand what the lecturer or teacher really does so that students are also able to apply the language they get in communication. The language used must not only

be correct and in accordance with the level of language development of students, but also must be a language that is implemented properly by students (Baker, 2011). Bilingual-based teaching is managing the two languages in the classroom. The use of two languages (English and Indonesian) is used by lecturers as a medium and to facilitate students in obtaining speech through the exposure given to them. In addition, Law of the Republic of Indonesia number 24 of 2009 article 29 paragraph 2 allows the use of languages other than the original language as the medium of instruction. The use of the target language as language instruction aims to support mastery of the target language while the original language is still used to clarify words that have not been applied by students.



Teachers teach English to students by the implementation of bilingual-based instruction. There are many phenomena or events that can occur during the learning process in the classroom. From the results of the implementation of bilingual-based instruction to students, it can be found the characteristics and requirements used by teachers, and data on reasons why teachers use two languages (English and Indonesian) in the learning process can be obtained.



CHAPTER III

RESEARCH METHODOLOGY

A. Research Method

This research focuses on "Implementation of Bilingual Based Instruction in Teaching English at the Eighth Grade Students of SMPN 1 Sungguminasa". This study is a qualitative study. According to Minichiello, Aroni, and Hays (Minichiello, Aroni, & Hays, 2008), what distinguishes qualitative research and quantitative research is that qualitative research seeks to capture the meaning, definition, and description of people's events. Meanwhile, quantitative research aims to count and measure things. In addition Gilham (2000), qualitative research emphasizes the level of evidence found (what people tell you, what they do) that can make it easier for readers to recognize the meaning of what happened.

This study uses a case study approach. According to Creswell (2010), a case study is a research strategy in which researchers carefully investigate a program, event, activity, process, or group of individuals. The cases to be studied are limited by time and activity, and the researcher collects complete information using data collection procedures based on a predetermined time. Another opinion was also conveyed by Yin (2008) that case studies are used as a broader explanation related to various aspects of a person, group, organization, or social situation that is researched, attempted, and explored as deeply as possible.

B. *Research Location*

This research was conducted at SMPN 1 Sungguminasa. Street Habibu Kulle No. 25, Sungguminasa, Somba Opu District, Gowa Regency, South Sulawesi.

C. *Research Subject*

This research used the purposive sampling technique. According to Gay (2012) purposive sampling, also referred to as judgment sampling is the process of selecting the sample using the experience and knowledge of the group to be sampled. The subject of this research is the interaction of teachers and students conducted in class VIII (VIII J and VIII K), totaling 1 teacher and 30 students at SMPN 1 Sungguminasa. This research was held on Mei 28th, 2021 – June 5th, 2021.

D. *Research Instrument*

Arikunto (2010), instruments are tools selected and used by the researcher in data collection activities so that these activities become systematic and obtained by him. The researcher used observation sheets, field notes, recorders, and interview guidelines in this research.

1. Observation Sheet

Zainal Arifin (2011), observation is the process of collecting data by observing and systematically recording various phenomena. Observation sheets were used by researchers to obtain data related to the implementation of bilingual-based instruction in class VIII (VIII J and VIII K) SMPN 1 Sungguminasa.

2. Interview Guideline

Anas Sudijono (2016), the interview is the collection of data through oral questions and answers conducted face to face directly or indirectly with respondents so that previously planned objectives can be carried out properly.

Interview guidelines are used by researchers to obtain data related to the implementation of bilingual-based instruction and to find out the factors that cause the teacher used two languages in teaching.

3. Documentation

Documentation of this research is the result of recordings taken during the learning process.

E. Data Collecting Procedures

Data of this research were collected from class VIII (VIII J and VIII K) of SMPN 1 Sungguminasa. This research was carried out during the covid-19 pandemic, therefore this research was carried out online. The data collection procedures in this research are observation sheets, interview guidelines, and documentation.

For observation, the researcher attended the meeting by using the zoom application and recorded the learning process. Therefore the interview, the researcher share link google form with the teacher and students. The interview aims to obtain information about how the implementation of bilingual-based

interaction and to find out the factors that cause the teacher used two languages in teaching English.

F. *Technic of Data Analysis*

Data analysis is related to systematic testing of something to determine parts, relationships between parts, and their relationship to the whole. Qualitative data analysis is inductive in nature, that is an analysis based on data obtained and further developed certain relationship patterns so that the answers to the problems found in a study are obtained. According to Gay (2012), there are three data analysis techniques that can be used, namely reading, describing, and grouping.

1. Reading

The first step of the analysis is to write and read the transcript, and interview results to obtain the required data. In the transcript the researcher determines the language used during the learning process (starting from the greeting until closing activity) to fill in the observation sheet at each meeting. Therefore, the researcher makes coding to draw conclusions from the results of interviews with the teacher and students.

2. Describing

Descriptions are based on collected observation, and interview data. The sentences that had been collected in the results of the transcripts and interviews are then described starting from greetings until closing activities.

3. Grouping

Qualitative data analysis is the process of breaking down data into smaller units, and uniting related units in a more general analytical form. Qualitative data

are usually shared through a classification or coding process; the pieces of data are then categorized. Categories are the classification of ideas or concepts; categorization, then, grouping data into themes. When concepts in the data are checked and compared with each other and connections are made, categories are formed.



CHAPTER IV

FINDINGS AND DISCUSSIONS

A. Bilingual-Based Instruction is Implemented by the Teacher at the Eighth Grade Students of SMPN 1 Sungguminasa.

Bilingual-based instruction in which the teacher and students use two languages in classroom interaction. The result of the observation at the classroom interaction shows that teacher and students used English and Indonesian in classroom interaction. The teacher use English more than Indonesian, while students used Indonesian more than English.

Based on the data from observation and recoding, shows language chosen by the teacher in each context can be seen in the following context.

Table 4.1: The Context and language Used by Teacher

No	Activities/context	Language used
1.	Greeting	English and Indonesian
2.	Introducing Material/Topics	English and Indonesian
3.	Giving Explanation	English and Indonesian
4.	Giving Direction/Instruction	English and Indonesian
5.	Encouraging Students/Motivating Students	Indonesian
6.	Giving Clarification	English and Indonesian
7.	Giving Reinforcement	English
8.	Giving Thanks	English

9.	Asking Question	English and Indonesian
10.	Answering Question	English and Indonesian
11.	Closing Activity	English and Indonesian

The table above shows that the teacher used English and Indonesian in greeting, introduction material, giving an explanation, giving direction, giving clarification, asking and answering the question, and closing activity. The teacher used full English in giving reinforcement and giving thanks. The teacher used full Indonesian just only in encouraging/motivating students.

The procedures of teaching applied using bilingual based instruction are as follows:

1. Greeting

The teacher used Islamic greetings and English greetings as shown as follows:

Greeting (meeting 1)

Teacher : *Assalamu 'alaikum Warahmatullahi Wabarakatuh.*

How are you today? (Source: Transcript greeting meeting 1).

This context shows that teacher used an Islamic greeting then repeated it in English. The teacher did not translate or repeat in Indonesia because the utterance is common for the students.

Before starting the lesson, the teacher sends thanks to Allah SWT and blessing to the prophet Muhammad SAW. As shown as follows:

Teacher : First I would like to say thank you to Allah SWT because of his mersy and blessing so that we can attend in this meeting for today

and also for our prophet Muhammad SAW who has getting us from the darkness to the brightness. *Pertama-tama Sir mau mengucapkan terima kasih dulu karena kita harus selalu bersyukur kepada Allah SWT karena kita diberi kesehatan dan nikmat untuk ketemu dan bersyukur kepada nabi kita Muhammad SAW yang telah mengantarkan kita dari alam kegelapan menuju alam yang terang menderang seperti yang kita rasakan sekarang.* (Source: Transcript meeting 1).

This context shows that teacher sends thanks to Allah SWT and blessing to the prophet Muhammad SAW used English then repeated in Indonesian. Teachers translate or repeat in Indonesian because the utterances are not familiar to students.

While in observed meeting two, the teacher opened the class by saying “*Bismillahirrahmanirrahim. Assalamu’alaikum warahmatullahi wabarakatuh,* and good morning students”. As can be seen, as follows:

Greeting (meeting 2)

Teacher : *Bismillahirahmannirrahim. Assalamu’alaikum warahmatullahi wabarakatuh,* and good morning students?
 Students : *Wa’alaikumussalam warahmatullahi wabarakatuh.*
 Good morning Sir. (Source: Transcript meeting 2).

In observed meetings three and four, the teacher started the class using Indonesian, and then the teacher translated into English. The teacher used an Islamic greeting and repeated it by using an English greeting.

Greeting (meeting 3)

Teacher : Ok, *perhatiannya ya Sir mulai.*
 Let’s start.
Bismillahirrahmannirrahim. Assalamu’alaikum warahmatullahi wabarakatuh.
 Students : *Wa’alaikumussalam warahmatullahi wabarakatuh.*
 Teacher : And good morning students?
 Students : Good morning sir. (Source: Transcript meeting 3).

Greeting (meeting 4)

- Teacher : Ok, *kita mulai*.
 Let's start. *Bismillahirrahmanirrahim. Assalamu'alaikum warahmatullahi wabarakatuh.*
- Students : *Wa'alaikumussalam warahmatullahi wabarakatuh.*
- Teacher : Good morning, students?
- Students : Good morning Sir (Source Transcript meeting 4).

In this context, the teacher used repetition to start the class. “Ok, *Kita mulai*” with “Let’s start”. The teacher started class by saying “*Bismillahirrahmanirrahim. Assalamu'alaikum warahmatullahi wabarakatuh*”. And the students answered using Islamic greetings “*Wa'alaikumussalam warahmatullahi wabarakatuh*”. And then the teacher greeted students using English “good morning students” and the students answered by using the English greeting “Good morning Sir”.

In this context, the teacher used a translation strategy. The reason why the teacher alternated his language in this context is that the teacher wanted the learning process can be effective. As explained in the interview: “Yes, it is important for teaching effectively especially for a specific character and social (students)”. (Interviewed on September 23, 2021).

2. Introducing Material

The second activity/context was introducing material. Introducing material in observed meeting one, the teacher used English and Indonesian language. Can be seen in the following extract:

Introducing material (meeting 1)

- Teacher : *Yang kedua terakhir itu ada namanya notice adalah cerita pendek. Halaman one hundred ninety seven, halaman 197. Tujuan kita mempelajari materi hari ini adalah yang pertama adalah to get what we want menulis pesan pendek.* (Source: Transcript meeting 1).

In this context, the teacher introduced material using English and Indonesian language. The teacher using English then alternated with Indonesian by translating “notice” with “*Cerita pendek*”, and translating “one hundred ninety-seven” with “*Halaman 197*”. The translation strategy done by the teacher was used to make students understood and familiar with the utterances.

Introducing material (meeting 2)

Same as meeting one, the teacher introduced material that used English and Indonesian language. Can be seen in the following extract:

Teacher : *Ya, kalian bisa buka bukunya ya di halaman 101 ini bab 8 chapter eight what are you doing.*

Bisa ke bawah sedikit lagi Miss?

Ya, di sini ada tujuan pembelajarannya we will learn to communicate states and events in progress in order to share information with others. Tujuannya kita belajar di chapter ini adalah untuk mengkomunikasikan sesuatu dan kejadian-kejadian yang sedang berlangsung. To share information with others untuk membagikan informasi dengan orang lain. (Source: Transcript meeting 2).

The teacher used a translation strategy. The teacher used English and Indonesian to translate the utterances. Teacher translating “*Bab 8*” with “chapter eight what are you doing”, “we will learn to communicate states and events in progress in order to share information with others” with “*Tujuannya kita belajar di chapter ini adalah untuk mengkomunikasikan sesuatu dan kejadian-kejadian yang sedang berlangsung*”, and “To share information with others” with “*untuk membagikan informasi dengan orang lain*”. The translation strategy done by the

teacher was used to explain/clarify to the students about the Indonesian word of the utterances.

In observed meetings three and four, the teacher used English and Indonesian for introduced materials.

Introducing material (meeting 3)

Teacher : *Sir lanjutkan materi sebelumnya yaitu how to getting one's attention bagaimana cara mendapatkan perhatian seseorang dan bagaimana mengekspresikannya dalam Bahasa Inggris.* (Source: Transcript meeting 3).

Introducing material (meeting 4)

Teacher : Chapter XII, don't forget it, please!

Objectivenya adalah artinya tujuan dari pembelajarannya adalah to get what we want, and to make other people do what we want. Artinya untuk mendapatkan apa yang kita mau dan membuat orang lain other people do what want melakukan apa yang kita mau jadi ini semacam intruksi ya. Ini dalam tujuan pembelajaran yang coba kita dapatkan di chapter ini. (Source: Transcript meeting 4).

3. Giving Explanation

The third context was giving an explanation. In giving an explanation in observed meeting one, the teacher used English and Indonesian to explain the utterances. This can be seen in the following extract:

Giving explanation (meeting 1)

Teacher : *Kita melangkah ke halaman selanjutnya. Ini adalah beberapa contoh pesan-pesan. Mungkin ini biasa yang di pesankan sama orang tuanya wash the dishes straight-away after you finish eating setelah makan langsung cuci piringnya seperti itu.* (Source: Transcription meeting 1).

While in observed meeting one, the teacher has given an explanation using English then alternated with Indonesian by translating “wash the dishes straight away after you finish eating” with “*setelah makan langsung cuci piringnya*”

seperti itu". The translation strategy is used by the teacher to give the meaning of the utterances.

Giving explanation (meeting 2)

In the observed meeting two, the teacher used English and Indonesian to give an explanation. This can be seen in the following extract:

Teacher : *Ya, kita baca sama-sama ya. Sir baca dulu kemudian kalian itu nanti ulang kalau Sir suruh. Dengar cara bacanya Sir baik-baik.*

The boys and the girl are busy cleaning up the classroom. Udin is sweeping the floor. Sitti is mopping the floor. Lina is cleaning the whiteboard. Edo is putting the books back into the shelf. And, Dayu is taking the rubbish to the rubbish bin outside.

Setelah itu kita ini, kalian ulangi setelah Sir nah. (Source: Transcript meeting 2).

In this context, the teacher reads a sentence in English and instructs Indonesian for students to repeat what the teacher has read.

Giving explanation (meeting 3)

In the observed meeting three, the teacher used English and Indonesian to give an explanation. This can be seen in the following extract:

Teacher : *Lihat semua ya, di sini ada sebuah dialog antara Mr. Isnur dengan Randy.*

Sir bacakan terlebih dahulu ya, dialognya.

Students : Okey, Sir.

Teacher : Ok !

Mr. Isnur : Attention, please. We have arrived at the campsite
please prepare to pitch the tents.

Randy : Yes, Sir.

Mr. Isnur : Wisnu, Edo, stop talking and listen to me, please.

Wisnu : Um..yes Sir.

Mr. Isnur : You have one and a half hours for pitching the tent.

Remember, keep the campsite clean.

Randy : Sure, Sir.

Mr. Isnur : O.K. let's do it now.

Randy : Yes, Sir. (Source: meeting 3).

In this context, the teacher reads a dialogue in English and appoints students in pairs to practice the dialogue that has been read by the teacher.

Giving explanation (meeting 4)

Teacher : *Dengar dulu cara bacanya Sir dari 1 sampai 5 dari wash sampai you have a lot of fruits.*

Okey!

Wash the dishes straight-away after you finish eating.

Sir *ulang lagi ya?*

Wash the dishes straight-away after you finish eating.

Ok, number two

Sweep the floor twice a day, in the morning before you go to school and in the afternoon.

I repeat, Sweep the floor twice a day, and in the morning before you go to school and in the afternoon.

You can play games, *yang nomor tiga ya.*

You can play games, but make sure you do your homework first.

Sir *ulang lagi*, you can play games, *ingatlah perhatikan baik-baik nanti Sir suruh ulang itu* you can play games, but make sure you do your homework first.

Ok, number four

Turn off the lights before you go to bed.

Nomor lima

You have a lot of fruits in the refrigerator. Eat enough fruit and vegetable every day.

Sir *ulang lagi*. You have a lot of fruits in the refrigerator. Eat enough fruit and vegetable every day. (Source: Transcript meeting 4).

Based on the classroom observation it showed that in classrooms the teacher used English and Indonesian. The teacher explained a concept in English

then explains it again in Indonesian, it was believed repetition adds reinforcement and completeness of understanding. Clarifying one point is the aim of the speaker to alternate his language. The teacher thought that by repeating his utterances in L1 (first language), he could clarify any important point of his utterances.

According to Baker (2011), some teachers in classrooms explain a concept in one language, and then explain again in another language, believing that repetition adds reinforcement and completeness of understanding.

The language used must not only be correct and under the level of language development of students but also must be a language that is well understood by students (Baker, 2011). In this study, the data showed that the teacher reiterated his language to clarify something or to make the students understand what the utterances.

Following the instruction in the target language, the teacher code switches to the native language to clarify meaning, and in this way stresses the importance of the foreign language content for efficient comprehension (Sert, 2005). Clarifying something is meant to make something more understandable and in which the teacher usually has to alternate his language from L2 to L1.

In the context of this study, limited proficiency of L2 is not only on students but also the teacher, or in Baker (2011) they were called as dominant bilinguals, and so the clarification by the teacher was to assure that either teacher or students knew the topic discussed at the time.

4. Giving Direction/Instruction

In observed meeting one, the teacher give instruction/direction in Indonesian. As can be seen, as follows:

Giving direction/instruction (meeting 1)

Teacher : *Ok, aturannya silahkan matikan dulu audionya nanti kalau Sir bertanya dan kalian mau menjawab, kalian boleh aktifkan audionya. Paham sampai di sini?* (Source: Transcript meeting 1).

In this context, the teacher gave instruction/direction of rules in meeting zoom. The teacher only used Indonesian. The teacher only used Indonesian to make the students easy to understand what the teacher said.

Giving direction/instruction (meeting 2)

In observed meeting 2, the teacher used English and Indonesian. The teacher instructed in English and explained in Indonesian. As can be seen, as follows:

Teacher : *Hallo class?*

Class?

Adel, adaji? Adaji Adel?

Oh, iya sorry saya belum pernah masuk di kelasnya pade, hemm... perhatikan ya kalau Sir bilang kelas, kalian bilang jawab dengan yes, okey?(Source: Transcript meeting 2).

In this context, teacher gave an instruction in English “Hallo class? Class?” and explained in Indonesia “*hemm... perhatikan ya kalau Sir bilang kelas, kalian jawab dengan yes, okey?*”. The teacher makes the instruction to make sure the students pay attention to the material.

Giving direction/instruction (meeting 3)

In observed meeting three, the teacher give instruction/direction in Indonesian. As can be seen, as follows:

Teacher : *Perhatiannya dulu lah, aktifkan semua kameranya, sebentar Sir akan tanya kalian, dan siapa yang tidak bisa menjawab akan dapat sanksi. Jadi tolong di perhatikan dulu lah. Bisa?*

Students : Yes, Sir. (Source: Transcript meeting 3).

In this context, the teacher gave instruction/direction for students to be on camera during the learning process. Same as extract meeting one, the teacher gives instruction/direction in Indonesian.

Giving direction/instruction (meeting 4)

In observed meeting four, the teacher give instruction/direction in Indonesian and English. As can be seen, as follows:

Teacher : *Ya, kalian bisa lihat yang di dalam kotak yang berwarna green, di situ ada semacam beberapa notice arti catatan emm...yang berbaur instruksi. Nah, kita coba baca ya sampai lima dulu.*

Sir akan baca, silahkan kalian simak. Nanti kalau Sir suruh ulang kalian ulang. Dengar dulu cara bacanya Sir dari 1 sampai 5 dari wash sampai you have a lot of fruits. (Source: Transcript meeting 4).

In this context, the teacher gave instruction/direction in Indonesian “*Ya, kalian bisa lihat yang di dalam kotak yang berwarna green*”, for the word “green”, the teacher used English because the word is familiar for students.

5. Encouraging/Motivating Students

In this context, the teacher gave encouraging/motivated students to use full Indonesian. All of the meetings (meeting 1 until meeting 4) teachers used just only Indonesian. As shown as follows:

Encouraging student (meeting 1)

Teacher : *Ya, kalian ini, beginimi juga kalau kita belajar online kalian dikasi tugas saja sudah selesai. Makanya itu kalian tidak terbiasa, makanya Sir mau zoom hari ini. Makanya Sir paksakan walaupun sebenarnya Sir sudah melanggar ini belajar di tanggal merah, tapi kalian pasti tidak terbiasa belajar bahasa Inggrisnya di rumah, tidak biasa itu di baca-baca biar ada bukunya di rumah. Makanya itu otaknya kalian itu selalu bahasa Indonesia, bahasa Indonesia, bangun sampainya tidur bahasa Indonesaji yang di dengar, bahasa Indonesia ji terus jadi tidak terbiasami. Kalian ini mau tatap muka kelas 9, bagaimanami kalau tidak terbiasa? Makanya baca-baca bukunya di rumah. Okey? (Source: Transcript meeting 1).*

Encouraging student (meeting 2)

Teacher : *Jadi, ya begitu caranya mengartikan satu kalimat, jangan kalian kalau di suruh mengartikan satu teks sudah takut-takut. Eh, tidak bisaka Sir, tidak tau ka bahasa Inggris Sir. Bagaimana caranya tau kalau tidak mau belajar. Kalau ada teks seperti ini, paragraf seperti ini artikan dulu satu persatu katanya kayak tadi the boys and the girls dulu yang di artikan. (Source: Transcript meeting 2).*

Encouraging student (meeting 3)

Teacher : *Seperti yang Sir harapkan kalian memang harus lebih aktif lagi. Nah kalian jangan ini yah, jangan hemm... berhenti untuk latihan-latihan di rumah kayak tadi Sir suruh kalian translate jadi kalian sudah kayak terbiasami eee... untuk mentranslate. Jadi kalau di rumah coba cari-cari teks di google juga atau ada buku-buku nya di dapat tentang bahasa Inggris baca-bacami saja kalian artikan pelan-pelan, artikan teks itu pelan-pelan perparagraf dulu kalau paragrafnya agak susah ya bisa perkalimat dulu selanjutny yang lebih pendek yaa per kata dulu dan jangan takut kalau Sir suruh ini suruh membaca, berbicara kalian coba saja dulu salah ya di betulkan. Itumi yang namanya belajar kan? Jadi janganmi takut jangan mi juga ragu-ragu mencoba sesuatu yang baru. (Source: Transcript meeting 3).*

Encouraging student (meeting 4)

Teacher : *Ya, hari ini pertemuan terakhir, Sir mau kalian seperti pertemuan yang lalu waktu kita zoom tujuannya adalah membiasakan diri kalian untuk menemukan atau apa namanya menyimak teks-teks bahasa Inggris. Kalian itu harus biasakan kepalanya kalian untuk mendengarkan kalimat-kalimat bahasa Inggris. Kalau Sir kasi tugas kalian tidak pernah baca sendiri, beda kalau di tatap muka. Kalian sendiri ya, karena kalian sudah punya file bukunya kalian harus biasakan itu baca-baca bukunya, kemudian artikan sendiri. Kalian sudah bebasmi buka google translate, buka kamus jadi kalian bisa sendiri untuk mengartikan teks-teks bahasa Inggris. (Source: Transcript meeting 4).*

6. Giving Clarification

In this context, the teacher clarified the material for students with combined English and Indonesian as shown as follows:

Giving clarification (meeting 1)

Teacher : *Sorry ya, tunggu dulu. Coba artikan dulu ini siapa yang bisa? Sir lupa tadi.*

Udin, kita mempunyai banyak assignment itu apa? Apa yang selama ini kalian keluh-keluhkan itu assignment. Tuu...? Tugas. Ya, kita punya banyak tugas untuk besok for tomorrow. Tomorrow itu besok

Kalau yesterday apa Awal? Apa heem, yesterday apa artinya? Kebalikannya ini dari tomorrow. Yesterday itu kee....? kemarin, tomorrow itu?

Students : *Besok*

Teacher : *Yeah.*

Jawabmi yang bisa jawab biar Sir tidak sebut namanya. Ok, Let's work together at my house. Apa itu dia bilang? Ayo kita kerja?

Students : *Di rumah saya.*

Teacher : *Yah ok.*

Together apa? Bersama. Ayo kita kerja bersama di rumah saya.

Beni and Lina are coming too. Apa artinya? Fahmi coba?

Beni dan Lina juga datang.

Ok lanjut, Sure. What time will we start? Siapa bisa artikan, artikan dulu?

Students : *Tentu, jam berapa kita akan mulai?*

Teacher : Okey, good.

At 3 pm. Jam 3. Don't forget to bring a calculator, ok? Jangan lupa membawa kalkulator, ok? Berarti dia mau mengerjakan tugas matematika ini mungkin

Ok, see you then. Ok sampai jumpa di sana. (Source: Transcript meeting 1).

In observed meeting one, the teacher gave clarification material with combined English and Indonesian. In giving clarification material, the teacher used translation and asking and answering strategies. In translation strategy, the teacher translated word by word in the sentences, and in the asking and answering strategy, the teacher used English then alternated with Indonesian.

Giving clarification (meeting 2)

In this context, the teacher clarified the material for students with combined English and Indonesian as shown as follows:

Students : Edo is putting the books back intoo the shelf.

Teacher : Into the shelf. *Jadi kalau ada huruf o itu di baca u. Seperti books itu di baca buuks.*

Okey, ada cowok kah? Fadli, Muh. Nur Fadli Rahman coba yang terakhir ayo, bisa. Come on!

And, Dayu is.....Fadli Hallo

Class!

Students : Yes, Sir

Teacher : *Mana Fadli ini?*

And, Dayu is taking... jangan takut salah kita belajar. Ini kita belajar kita memperbaiki yang salah. Jangan takut salah, kalau kalian takut salah itu namanya kalian tidak mau berubah.

Nur Fadli tidak ada ya? Yang lain? Kalau begitu Rino Septian Nugroho. Yang terakhir, ayo. Baru kita lanjut. Come on Rino, tidak ada?

Yang lain Nurul Ilmi, bisa? Ayo nanti di temani sama Sir, kalau ada salah kita sama-sama benarkan tidak usah takut. Nurul Ilmi, come on.

And, Dayu is taking the rubbish to the rubbish bin outside.

Ayo, come on Nurul Ilmi?

Okey, yang lain saja kalau begitu. Coba Bunga?

Hallo Bunga?

He..kenapa menghilang semua ini?

Class?

Students : Yes, Sir!

Teacher : *Coba Bunga. Coba baca dulu, bantu temannya.*

Students : *And, Dayu is taking the rubbish to the rubbish bin outside.*

Teacher : *Rabbish ya, rubbish di baca rabbish. (Source: Transcript meeting 2).*

In observed meeting two, the teacher gave clarification using English and Indonesian. The teacher used a translation strategy to translate an English sentence into Indonesian. The teacher asks several students to translate word by word in the sentence. After that, the teacher also corrected the students' pronunciation.

Giving clarification (meeting 3)

In this context, the teacher used English and Indonesian to give clarification materials. As shown as follows:

Teacher : *Ok, ini kalian bisa lihat ada beberapa ungkapan-ungkapan expressions untuk mendapat perhatian seseorang.*

Listen to me, please!

Could I have your attention, please? Bisakah kamu memperhatikan saya?

Please pay attention. I'll tell you an announcement. Mohon perhatian. Saya akan memberi tahu sebuah pengumuman.

Would you try to concentrate now? *Bisakah kamu mulai berkonsentrasi sekarang.*

The last is *yang terakhir itu ada* could you pay attention for a moment, please? *bisa anda perhatikan sebentar, please?*

All right students, *setelah Sir tadi memberikan tadi beberapa ungkapan yang tentunya bisa kalian gunakan untuk bercakap dalam bahasa Inggris tentunya untuk mendapatkan perhatian seseorang.*

Nah, di halaman selanjutnya ada beberapa contoh dialog tentang bagaimana mendapatkan perhatian seseorang. Kalian bisa lihat, ada beberapa di situ Sir akan membacakan.

Silahkan di lihat semua ya, sambil kalian baca-baca juga.

Everybody, may I have your attention, please?

Yes, Ma'am.

Number two *nomor 2*

From now on we will use English in our English class. Ok? We will use English in our English class. Sitti, what did I say?

We will use English in our English class.

Yang selanjutnya

Attention, please! Attention, please!

Yes Ma'am

Yah, itu yah beberapa contoh bagaimana mendapatkan perhatian seseorang dan masih ada beberapa contoh dialog lagi silahkan nanti kalian baca-baca kembali ya.

Yah, itu tadi yang how to get one's attention bagaimana mendapat perhatian seseorang, kalian bisa gunakan expression ini di kehidupan sehari-harinya kalian sekalian juga untuk memaksimalkan lagi penguasaan bahasa Inggrisnya kalian. Bisa yaa?

Students : Yes, Sir. (Source: Transcript meeting 3).

In observed meeting three, the teacher combines English and Indonesian to clarify for the students. The teacher used a translation strategy to translate some expressions "How to get one's attention". The teacher has given clarification using English then alternated with Indonesian by translating "Could I have your

attention, please” with “*bisakah kamu memperhatikan saya*”, “Please pay attention. I’ll tell you an announcement” with “*Mohon perhatian. Saya akan memberi tahu sebuah pengumuman*”, “Would you try to concentrate now” with “*Bisakah kamu mulai berkonsentrasi sekarang*” and “could you pay attention for a moment, please?” with “*bisa anda perhatikan sebentar, please?*”. The translation strategy is used by the teacher to give the meaning of the utterances.

Giving clarification (meeting 4)

In this extract, the teacher gave clarification using English and Indonesian.

As shown as follows:

Teacher : *Yang banyak-banyak salahnya tadi itu di kata assignments, agak keliru, tomorrow, hause house, Lina and Beni are coming too no are coming. Ee.. braing, bukan braing yaa, tapi bring.* (Source: Transcript meeting 4).

In observed meeting four, the teacher clarified by correcting students’ pronunciation in Indonesian and correcting that in English.

7. Giving Reinforcement

In giving reinforcement to the student’s answer, the teacher used English as in “okay good, and okay good yeah”. This expression is given by the teacher to reinforce that the student’s answer is true.

Giving reinforcement (meeting 1)

Teacher : *Terus ini you can play games, na suka ini Fahmi. You can play games kamu bisa bermain games but make sure you do your homework first. Apa artinya itu? Siapa yang bisa jawab? Farel?but make sure you do your homework first. Okey please Farel? Coba*

artikan satu-satu. But itu apa? Teta...? Tetapi. Kalian kayak anak SD mi baru belajar bahasa Inggris. Tetapi kalian harus

Students : *Mengerjakan pekerjaan rumah terlebih dahulu.*

Teacher : *Okey good.*

Okey kita lihat yang lain lagi ya?

Yang ini, coba siapa yang bisa jawab ini don't forget to water the plant in the afternoon. Jangan lupa untuk? Apa itu yang biasa di bikin sama mamanya di rumah? Yang banyak tanamannya banyak bunga-bunga ininya yang hitsnya.

Students : *Jangan lupa untuk menyiram tanaman saat sore.*

Teacher : *Ya, in the afternoon saat sore. Menyiram tanaman saat sore.*

Hilma aktifkan kameranya, aktifkan audionya kalau mau menjawab. Ok yang lain. Hem... kalau ini hampir sama dengan yang di atas tadi moop the floor at least every two days. Kalau tadi itu menyapu sweep kalau moop apa? Menge...?

Students : *Mengepel*

Teacher : *Yeah, apa terus? Lanjutkan*

Students : *Mengepel lantai setiap dua kali sehari.*

Teacher : *At least every two days setiap dua hari bukan dua kali sehari.*

Students : *Oh. Hehehe*

Teacher : *Okey good yeah.*

Ok, kita lanjut ya. Sir rasa itu saja yah, karena sudah mau habis waktunya. (Source: Transcript meeting 1).

In this context, the teacher gives reinforcement to the student's answer like in "Okey good".

Giving reinforcement (meeting 2)

Teacher : *Okey good. Terima kasih! Saya sangat senang sekali ini dengan kalian, kemarin yang saya ajar tidak se.. ini, semeriah ini tidak se..aktif kalian ini. Ok, good.*

Sayangnya kita tidak ketemu di tatap muka ya, seandainya kita ketemu kita bisa sharing-sharing lebih banyak lagi. (Source: Transcript meeting 2).

Another way that the teacher gives reinforcement to the students' answer like "Ok, good and Ok, good, thank you". This utterance indicated that the student's answers were correct. As shown in extract meetings 3 and 4.

Giving reinforcement (meeting 3)

Teacher : Nah ini, ada yang tau listen to me itu artinya apa? Kata yang sering ji ini kalian dengar kalau kalian lagi ribut-ributnya di kelas, sering sekali itu gurunya kalian atau Sir yang mengatan ini. Ayo apa artinya listen to me?

Coba ayo siapa yang bisa?

Students : Dengarkan saya

Teacher : Ok, good!

Sir harap kata listen to me ini semua sudah tau artinya ka gampang sekali ji sering mi juga kalian dengar. Di ingat itu nah, di simpan di otaknya kalian itu jangan di lupa. (Source: Transcript meeting 3).

Giving reinforcement (meeting 4)

Teacher : Yeah, *artikan* number four. Turn off the lights, *apa itu?*

Off *itu apa?*

Off *itu? Matikan...lampunya sebelum?*

Hey hallo, Fatir?

Lihat ji nomor empat Fatir? Coba lihat dulu

Turn off *itu adalah matikan, lights...?*

Students : *Matikan lampu sebelum tidur*

Teacher : Ok, good! Thank you.

Terakhir, coba Aswar

You have a lot of fruits *kamu mempunyai banyak, sangat banyak....*

Aswar?

Hallo Aswar, *aktifkan dulu audionya.*

Students : Yes Sir. (Source: Transcript meeting 4).

The teacher used English to give reinforcement, because the teacher thought that the utterances had been familiar to the students.

8. Giving Thanks

The eighth context conducted by the teacher was giving thanks. In giving thanks, the teacher used English as shown in contexts 1,2,3, and 4.

Giving thanks (meeting 1)

Teacher : ...thank you for your attention, see you next meeting...

(Source: Transcript meeting 1).

Giving thanks (meeting 2)

Teacher : Okey,good.

Thank you yeah....(Source: Transcript meeting 2).

Giving thanks (meeting 3)

Teacher : Ok, I thing thats all for today, thank you. (Source: Transcript meeting3).

Giving thanks (meeting 4)

Teacher : So, thank you for today. See you next meeting. (Source: Transcript meeting4).

9. Asking and Answering Question

The teacher used Indonesian to ask the meaning of English Words. However, in answering a question from the teacher, the students used Indonesian like in the following example:

Asking and answering a question (meeting 1)

Teacher : Sorry ya, *tunggu dulu. Coba artikan dulu ini siapa yang bisa? Sir lupa tadi.*

Udin, kita mempunyai banyak assignment itu apa? Apa yang selama ini kalian keluh-keluhkan itu assignment. Tuu...? Tugas. Ya, kita punya banyak tugas untuk besok for tomorrow. Tomorrow itu besok

Kalau yesterday apa Awal? Apa heem, yesterday apa artinya? Kebalikannya ini dari tomorrow. Yesterday itu kee....? kemarin, tomorrow itu?

Students : *Besok*

Teacher : Yeah.

Jawabmi yang bisa jawabbiar Sir tidak sebut namanya. Ok, Let's work together at my house. Apa itu dia bilang? Ayo kita kerja?

Students : *Di rumah saya.*

Teacher : Yeah ok.

Together apa? Bersama. Ayo kita kerja bersama di rumah saya.

Beni and Lina are coming too. Apa artinya? Fahmi coba?

Beni dan Lina juga datang.

Ok lanjut, Sure. What time will we start? Siapa bisa artikan, artikan dulu?

Students : *Tentu, jam berapa kita akan mulai?*

Teacher : Okey, good.

At 3 pm. Jam 3. Don't forget to bring a calculator, ok? Jangan lupa membawa kalkulator, ok? Berarti dia mau mengerjakan tugas matematika ini mungkin

Ok, see you then. Ok sampai jumpa di sana. (Source: Transcript meeting 1).

The word "*Siapa bisa artikan, artikan dulu?*" used by the teacher to clarify his question.

Asking and answering a question (meeting 2)

In answering the question, the students used Indonesian if the teacher asked them about the meaning of each term, as shown in the following example:

Teacher : Okey, *sekarang kita artikan sma-sama ya*

Siapa yang bisa artikan dari awal?

The boys and the girl, anak laki-laki dan anak perempuan...ya anak perempuan are busy. Busy itu artinya apa? Si...buk

Jadi, anak-anak laki-laki dan perempuan sibuk cleaning. Cleaning itu apa? Member...?

Students : *Membersihkan*

Teacher : Ya, good.

- Students : *Yes Sir, yang mana?*
- Teacher : *The boys and the girls?*
- Students : *Anak laki-laki....*
- Teacher : *Dan anak perem...puan.*
Okay, are busy apa tadi? Siapa yang bisa?
Yah, sedang sibuk membersihkan ruangan...ke...las.
- Students : *Ruangan kelas.*
- Teacher : *Okay, yang lain ayo.*
Udin is sweeping the floor. Udin, sedang apa itu sweeping?
- Students : *Udin, sedang menyapu lantai.*
- Teacher : *Ya, itu adami cowok.*
Yah, apa bahasa Inggrisnya lantai? Yang mana di situ lantai?
- Students : *Floor*
- Teacher : *Okey good. Next.*
Sitti is moopping the floor.
Kalau tadi sweeping, nah sekarang mooping mengepel lantai.
Yang mana kira-kira Sitti di situ?
- Students : *Yang mengepel lantai*
- Teacher : *Yah, yang mengepel lantai dan memakai kerudung.*
Jadi Sitti sedang mengepel lantai, okey good.
Lina is cleaning the whiteboard. Lina sedang membersihkan whiteboard itu apa?
- Students : *Papan tulis*
- Teacher : *Ya, papan tulis.*
Tau semua ini kalau whiteboard.
Kalau blackboard itu, apa juga?
Kalau blackboard itu juga papan tulis, tapi papan tulis yang warna hitam.
Kalau ini whiteboard, karena papan tulisnya warna putih.
Okay lanjut Edo is putting the books back into the shelf. Nah, apa itu?
Edo menaruh kembali buku-buku....
- Students : *Ke dalam....*

Teacher : *Ke dalam apa? Apa itu shelf? Masa Sir terus yang artikan. Ayo cari tahu, kalian itu di rumah ji belajar bisa buka kamus, bisa bukagoogle translate. Tidak kayak di sekolah kalian tidak bisa pegang hp.*

Students : *Rak...rak*

Teacher : *Shelf itu apa?*

Students : *Rak*

Teacher : *Yah, rak. Ok, good.*

Edo, mengembalikan buku-buku balik ke dalam rak.

Okay, good excellent!

And, Dayu is taking the rubbish. Ya, rubbish ini apa? Rubbish ini biasa kalian temui sehari-hari dan biasa kalian ji yang buat rubbishnya sendiri. Apa itu rubbish? Sam....?

Students : *Sampah*

Teacher : *Okay.*

Sampai di mana tadi?

And Dayu sedang taking the rubbish membuang sampah ke tempat sampah ya, to the rubbish bin outside. Rubbish bin itu adalah tempat sampah. Buanglah sampah pada tempatnya.

Okay, good. (Source: Transcript meeting 2).

Asking and answering a question (meeting 3)

Teacher : *Now sekarang, ada yang bisa artikan dialognya? Ayo ayo lihat mi panik mi semua, baru di suruh mengartikan dialog, itupun dialog singkat ji takutmi semua. Ok ple karena waktu juga Sir saya yang artikan.*

Mr. Isnur : *Attention, please. We have arrived at the campsite please prepare to pitch the tents.*

Tolong perhatiannya. Kami telah tiba di perkemahan, harap bersiapuntuk mendirikan tenda.

Ya, jadi campsite itu artinya perkemahan ya. Kalaucamp itu apa?

Ayo e, apa itu camp?

Ya, jadi camp itu artinya.....? artinya camping atau berkemah. Jadi sama ji itu campsite dengan camp, yang satu artinya perkemahan dan yang satunya lagi berke....?

Students : *Berkemah*

Teacher : *Yah, ok. Lanjut ya.*

Randy : Yes, Sir.. Ya, Sir.

Mr. Isnur : Wisnu, Edo, stop talking and listen to me, please.

Nah ini, ada yang tau listen to me itu artinya apa? Kata yang sering ji ini kalian dengar kalau kalian lagi ribut-ributnya di kelas, sering sekali itu gurunya kalian atau Sir yang mengatan ini. Ayo apa artinya listen to me?

Coba ayo siapa yang bisa?

Students : *Dengarkan saya*

Teacher : Ok, good!

Sir harap kata listen to me ini semua sudah tau artinya ka gampang sekali ji sering mi juga kalian dengar. Di ingat itu nah, di simpan di otaknya kalian itu jangan di lupa.

Ya, jadi listen to me itu artinya dengarkan saya atau perhatikan saya

Ok, Sir lanjut

Wisnu : Um..yes Sir. Um... ya Sir

Mr. Isnur : You have one and a half hours for pitching the tent.
Remember, keep the campsite clean.

Kamu memiliki satu setengah jamone and a half hours untuk mendirikan tenda. Ingat, jaga kebersihan perkemahan.

Randy : Sure, Sir. Tentu Sir.

Mr. Isnur : O.K. let's do it now. Ok. Ayo kerjakan

Randy : Yes, Sir. Yes Sir

Ya, jadi tadi ada kata one and a half hours satu setengah jam. Kalau satu jam bagaimana kalimatnya?

One hours satu jam jadi kata half itu berarti setengah ya atau 30 menit. Yah, nantilah kita bahas lebih lanjut soal oclock, nanti akan ada pembahasa tersendiri.

Students : Yes, Sir. (Source: Transcript meeting 3).

Asking and answering a question (meeting 4)

Teacher : Okey, sekarang kita artikan. Apa artinya?

Jadi begini ya, ada yang ketinggalan tadi Udin, we have a lot of. Jadi kata a lot of itu cara membacanya langsung sekaligus saja alotof.

Syahrul coba artikan?

Kita punya...kita mempunyai apa? Mempunyai banyak tu...?

- Students : *Tugas*
- Teacher : For tomorrow. *Untuk?*
- Students : *Besok*
- Teacher : Lets' work together at my house. *Ayo kita kerjakan di...?*
House *itu apa?*
- Students : *Rumah*
- Teacher : Beni and Lina are coming too. *Beni dan Lina akan datang juga.*
Sure. What time will we start?
Sure, *tentu* what time will we star *jam berapa kita akan mulai?*
At 3 pm. Don't forget to braing a calcuator, ok? *Jam 3 sore.* Bring, *apa itu bring?* *Indra apa itu bring?*
Tadi dia bilang don't forget, apa itu?
Jangan lupa membawa, apa itu a calculator?
- Students : *Kalkulator*
- Teacher : *Berarti tugasnya ini tugas berhitung*
Ok see you then. *Ok, sampai jumpa.* (Source: Transcript meeting 4).

10. Closing Activity

The last context conducted by the teacher was the closing activity. The teacher usually closed the activity by saying "Okey, so thank you for today, thank you for your attention, *Assalam'alaikum warahmatullahi wabarakatuh*". As can be seen, as follows:

Closing activity (meeting 1)

- Teacher : Okey, so thank you for today, thank you for your attention, *assalamu'alaikum warahmatullahi wabarakatuh.*
- Students : *Wa'alaikumussalam warahmatullahi wabarakatuh.* (Source: Transcript meeting 1).

In this extract, the teacher closed the class meeting using Islamic greetings "*Assalamu'alaikum warahmatullahi wabarakatuh*", and the utterance "Okey, so

thank you for today, thank you for your attention”, have been familiar for the students, so the teacher used English without explanation and translation.

In meetings 2, 3, and 4 in the closing activity, the teacher gave the motivation to encourage students to learn more about English. In this part the teacher used Indonesian. Before closing the meeting, the teacher always said thanks to the students and closed the class meeting by saying in English “Thank you for today see you next meeting”, followed by Islamic greetings, and the students answered by saying Islamic greeting. As can be seen as follow meeting 2, 3, and 4:

Closing activity (meeting 2)

Teacher : Okey, good.

Terima kasih ya buat kalian yang sudah hadir, terima kasih juga buat Mis Astuti yang sudah bantu emm.. fasilitasi kita, Sir yakin sekali kalian sangat ingin belajar bahasa Inggris, hanya saja kita dibatasi oleh keadaan sekarang jadi Sir mau kalian coba inisiatif sendiri coba motivasi diri kalian sendiri kalian lihat bahasa Inggris saat kalian main games free fire saja di saat diluar kalian lihat teks-teks bahasa Inggris coba artikan pelan-pelan artikan satu kata satu kata. Saya yakin kalian akan ini terbiasa nanti ya. Karena bahasa Inggris ini penting, selain jadi mata pelajaran ujian nanti untuk kerjanya kalian juga itu sangat penting sekali yah? Semua bidang hampir semuanya itu perlu bahasa Inggris, jadi bahasa Inggris itu sangat penting.

Okey?

Thank you for today see you next meeting, fastabiqul khairat. wassalamu'alaikum warahmatullahi wabarakatuh.

Students : *Wa'alaikumussalam warahmatullahi wabarakatuh.* (Source: Transcript meeting 2).

Closing activity (meeting 3)

Teacher : Ok, I think that's all for today, *terima kasih.*

Seperti yang Sir Harapkan kalian memang harus lebih aktif lagi. Nah kalian jangan ini yah, jangan hemm... berhenti untuk latihan-latihan di rumah kayak tadi Sir Suruh kalian translate jadi kalian

sudah kayak terbiasami eee... untuk mentranslate. Jadi kalau di rumah coba cari-cari teks di google juga atau ada buku-buku nya di dapat tentang bahasa Inggris baca-bacami saja kalian artikan pelan-pelan, artikan teks itu pelan-pelan perparagraf dulu kalau paragrafnya agak susah ya bisa perkalimat dulu selanjutnya yang lebih pendek yaa per kata dulu dan jangan takut kalau Sir suruh ini suruh membaca, berbicara kalian coba saja dulu salah ya di betulkan. Itumi yang namanya belajar Kan? Jadi janganmi takut jangan mi juga ragu-ragu mencoba sesuatu yang baru. Okey?

So thank you for today. Terima kasih atas perhatiannya.

Fastabiqul khairat, wabillahi taufiq wal hidayah

Assalamu'alaikum warahmatullahi wabarakatuh

Students : *Wa'alaikumussalam warahmatullahi wabarakatuh. Thank you, Sir.*
(Source: Transcript meeting 3).

Closing activity (meeting 4)

Teacher : Okey, thank you.

Silahkan kerja tugas terakhirnya yang tugas-tugas mapel lain juga silahkan di kerjakan. Sambil kalian ujian hari senin, sambil kalian juga memperbaiki nilai yaa.

Okey, itu saja yangSirsampaikan. Semoga kita ada waktu untuk berkumpul mungkin bisa foto studio atau kita jalan-jalan. Yaa, nanti kita pikirkan okey?

So, thank you for today. See you next meeting

Fastabiqul khairat, wabillahi taufiq wal hidayah.

Wasslamu'alaikum warahmatullahi wabarakatuh

Terima kash juga untuk Mis Astuti, yaa?

Terima kasih, kalian semangat belajarnya ya

Wasslamu'alaikum warahmatullahi wabarakatuh. Thank you!

Students : Thank you, Sir. (Source: Transcript meeting 4).

Based on the data from observation and recoding, it shows that language chosen by the teacher is different in each context. The teacher used English and Indonesian in context greeting, introducing material, giving an explanation, giving direction/instruction, giving clarification, asking and answering the question, and in context closing activity. The teacher used English in giving reinforcement and

giving thanks. The teacher used full Indonesian in context giving encouraging students. This study is in line with the finding of Nurpahmi, S (2017) who found that there are some types of teachers' talk performed by the lecturer during classroom interaction, they are greeting students, reviewing the previous material, introducing the new material, giving direction and instruction, encouraging and motivating, giving advice and closing the class.

From the observations, it was found that the teacher used two languages (English and Indonesian) with a translation strategy to alternate his language from L1 (first language) to L2 (second language) or vice versa during the learning process. The teacher used a translation strategy to make the learning process run effectively.

Based on the results of interviews conducted by researchers, the students considered that bilingual-based instruction was good to apply. They feel motivated to participate in learning English in class. The benefits they feel from the implementation of bilingual-based onstruction are that with the bilingual they can understand both languages very well, increase their vocabulary, master the language, easy to understand, understand lessons quickly and can speak English.

B. Factors Cause That the Teacher Uses Two Languages in Teaching English

The teacher teaches English using bilingual-based instruction. Bilingual-based instruction is learning using two languages L1 (first language) and L2 (second language). In teaching English as a foreign language to students, the teacher as the object of this research believes that mixing two languages in

learning is very important so that the learning process runs effectively and makes it easier for students to understand the learning. As explained in an interview:

“Yes, it is important for teaching effectively especially for a specific character and social (students)”. (Interviewed guideline from teacher on September 23, 2021).

Another reason why teachers combine English and Indonesian during the learning process is that teachers know that each student's character is different, the way they perceive and understand learning is different. *“I know their character. I have been teaching them for almost five years. I also teach as a supervisor in English extracurricular and their character was same”*. (Interviewed guideline from teacher on September 23, 2021).

The teacher said that the use of English and Indonesian in the classroom was very helpful both for teachers and students to make learning effective. *“.....So, we have to combine the language to teach effectively”*. (Interviewed guideline from teacher on September 23, 2021).

Based on the results of interviews with students, most of them agreed and feel motivated by bilingual-based instruction in learning English. As students said: *“Ya, saya merasa termotivasi karena bisa menambah wawasan kita dalam belajar bahasa Inggris”*. "Yes, I feel motivated, because it can increase our knowledge in learning English". (Interviewed guideline from student on September 23, 2021).

In line with Forman (2008), said that the bilingual model use two language native and target language as language instruction have a positive contribution toward students' academic performance. The bilingual model also can exploit

students' motivation in learning English. Furthermore Galvan-Luis (2010), the bilingual model can also give contribute toward students' motivation in learning English.

The students believe that with bilingual-based instruction, they can easily understand what the teacher explaining and can increase their vocabulary. As can be seen as follows: "*Kita mudah memahami apa yang di jelaskan oleh guru*". "We easily understand what is explained by the teacher". "*Ya, karena siswa mudah mengerti apa yang di jelaskan oleh guru dan dapat menambah kosa kata*". "Yes, because students can easily understand what is the teacher explained and can increase vocabulary". (Interviewed guideline from student on September 23, 2021).

This is in line with the results of research conducted by Nursanti (2016), entitle "Students' Perception of Teacher's Bilingual Language use an English Classroom". This study reveals that students show their positive perceptions to the use of bilingual language done by the teacher as language instruction in their English classroom, and there are six benefits of teacher's bilingual language use for students in learning English; making them easy to understand what the teacher explained in English lesson, feel comfortable during the class, easy to understand new vocabularies in English, help them to do exercises, help them to ask and answer something during the class, and help them to read something in English correctly.

The teacher used English for common expression to give exposure to the students so that the students can easily listen and speak the utterance, and finally,

they will be habituated with the English. As the students said: "*Iya, karena kita perlu mengetahui arti kata-kata atau kalimat yang di jelaskan oleh guru*". "Yes, because we need to know the meaning of the words or sentences explained by the teacher". "*Iya, selain menyenangkan membuat kita terbiasa dengan bahasa Inggris*". "Yes, besides being fun, it makes us accustomed to English". (Interviewed guideline from student on September 23, 2021).

From the description above, it is clear that the factors that cause the teacher uses bilingual-based instruction in learning English are: the teacher said that bilingual-based instruction is important to make the learning process run effectively, the way the students understand the learning material is different and using bilingual-based instruction helps students easy to understand what is explained by the teacher. Therefore, the teacher uses two languages in the learning process.

With bilingual-based instruction in learning, students feel learning English is easy because it makes it easier for them to understand the learning material. Other than that while sometimes teacher needs to use the native language to explain the material, to emphasize, clarify, and translate the utterance to avoid misunderstanding. So that, the implementation of bilingual-based instruction is very beneficial for both teachers and students.



UNIVERSITAS ISLAM NEGERI
ALAUDDIN
M A K A S S A R

CHAPTER V

CONCLUSION AND SUGGESTION

A. *Conclusion*

1. Bilingual-based instruction implemented by the teacher at SMPN 1 Sungguminasa was English-Indonesian instruction. The teacher used English and Indonesian in context greeting, introducing material, giving an explanation, giving direction/instruction, giving clarification, asking and answering the question, and in context closing activity. The teacher used two languages with a translation strategy to alternate his languages from L1 (first language) to L2 (second language) or vice versa to make the learning process run effectively.
2. The factors that cause the teacher to use bilingual-based instruction in learning English are: the teacher said that bilingual-based instruction is important to make the learning process run effectively, the way the students understand the learning material is different, and using bilingual-based instruction helps students easy to understand what is explained by the teacher. Therefore, the teacher uses two languages in the learning process. With bilingual-based instruction in learning, students feel learning English is easy because it makes it easier for them to understand the learning material.

B. *Suggestion*

Although most students gave a positive response to the implementation of bilingual-based instruction in learning, the teacher still had to get used to

English full to the students so that it could be an encouragement for students to be more familiar and can practice English.

Finally, the researchers hope that this research can be useful for further learning, especially for students of the English Education Department at UIN Alauddin Makassar who will become teachers. Then, this research will be presented to motivate them to improve their English teaching skills.



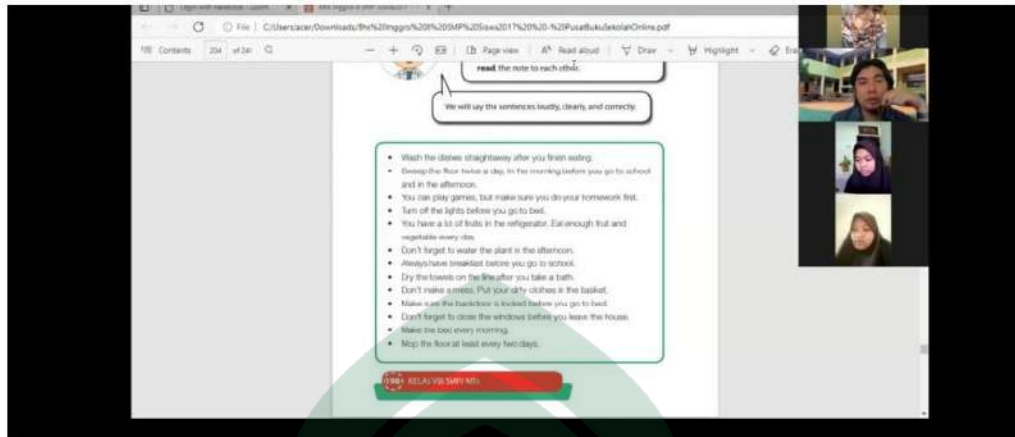
BIBLIOGRAPHY

- Abbas, F and friends. *Code-Mixing as a Communicative Strategy among the University Level Students in Pakistan*. Volume 11: 1 January. ISSN 1930-2940.2011.
- Arifin Kamsiah, Husin Susanti Misyana (2011). *Code-Switching and Code-Mixing of English and Bahasa Malaysia in Content-Based Classrooms: Frequency and Attitudes*. The Linguistics Journal. June 2011 volume 5 issue 1.
- Arikunto, Suharsimi. (2003). *Prosedur Penelitian Suatu Pendekatan Praktik*. Edisi IV. Yogyakarta: Rineka Cipta.
- Arnyana, I. B. Putu. 2006. *Pengembangan Model Pembelajaran Bilingual Preview-Review Dipandu Strategi STAD dalam Pembelajaran Sains di SMA*. Jurnal Pendidikan dan Pengajaran UNDIKSHA, No 2 TH. XXXXI.
- Baker, C. (2006). *Foundations of Bilingual Education and Bilingualism. Multilingual Matters*.
- Baker, C. (2011). *Foundations of Bilingual Education and Bilingualism. Zhurnal Experimental 'noi I Teoreticheskoi Fiziki, 497*.
- Belinda Jiang Yih-Lin, et. al. 2014. *The Development of Vocabulary and Morphological Awareness: A Logical Study with College EFL students*. Applied Psycholinguistics 40 (4). 877-903.
- Brisk Maria Estela. 2006. *Bilingual Education: From Compensatory to Quality Schooling*. London : Routledge.
- Cresweell, John-C (2010). *“Research Design Pendekatan Kualitatif, Kuantitatif Dan Mixed Edisi Ketiga”*, Yogyakarta. Pustaka Belajar.
- Galvan - Luis. 2010. *The Impact of Bilingual Education on Academic Achievement and Language Development of Third Grade English Language Learners in Texas*. Texas A&M University- Corpus Christi.
- Forman, R. (2008). *Using notions of scaffolding and intertextuality to understand the bilingual teaching of English in Thailand*. Linguistics and Education, 19(4), p.319–332.
- Gilham, B. (2000). *Case Study research methods*. Bloomsbury Publishing.
- Gonzales, J. M. (2008). *Encyclopedia of bilingual education*. Sage Publications.
- Hamer, J. F., and Blance, H. A. 2002. *Bilingual and Bilingualism*. New York: Cambridge University Press.
- Hodgetts, D, Stolte, O (2012) *Editorial: Case –based Research in Community and Social Psychology*. Journal of Community and Applied Social Psychology 22(5): 379-389.

- Jin Sook Lee. 2008. *Learning in two Languages: International Spaces for Becoming Bilingual Speakers*. *International Journal of Bilingual Education and Bilingualism* 11(1), 75-94.
- Keraf, Gorys. 2004. *Argumentasi dan Narasi*. Jakarta: Gramedia.
- Khairunnisa. (2016). *Code Mixing Analysis in the English Teaching Learning Process at Senior High School 1 Takalar*.
- Krashen, S. D. (1985). *The input hypothesis: Issues and implications*. Addison-Wesley Longman Ltd. London.
- Krathwohl, D. R. (1998). *Methods of educational and social science research: An Integrated approach*. (2nd ed.). New York: Addison-Wesley Educational Publisher, Inc. p. 434.
- Martin, P. (2003). *Bilingual Encounters in the Classroom*. In Dawaele, J.M., Alex Housen & Li Wei *Bilingualism: Beyond Basic Principles*. Sydney: Multilingual Matters Ltd.
- M Carderon, A Carreon. 2001. *A Dual Language Bilingual Program: Promise, Practice, and Precautions*. *Effective Programs for Latino Students*, 125-170.
- Minichiello, V., Aroni, R., & Hays, T. (2008). *In-depth interviewing: Principles, techniques, analysis*. Pearson Education Australia.
- Moleong. 2011. *Metodologi Penelitian Kualitatif*. Jakarta: Rajawali.
- Monica Trujillo. 2007. *Bilingual Education in California: Is it working*. *Penn McNair Research Journal* 1 (1), 3.
- Muin, A. *Code Switching as a Communication and Teaching Strategy*. Cetakan 1 Alauddin: Alauddin University Press. 2012.
- Myojin, C. (2007). *The Effect of Teacher Talk in Classrooms. The Nonuse of Use of Learners By An Instructor*. *K@ Ta Lama*, 9(1), p. 1-18.
- Noor, F. M., & Harun, H. (2015). *Phenomenological Study. Bilingual Teaching Classroom of Malaysian Community Colleges*. *Procedia-Social and Behavioral Sciences*, 204, p.114–118.
- Nurpahmi, S. (2017). *Teacher Talk In Classroom Interaction*. *ETERNAL (English, Teaching, Learning, and Research Journal)*, 3(1). 34-43.
- Nurpahmi, S. (2018). *Bilingual-Based Instruction in Teaching english for Academic Purposes*. A case study at UIN Alauddin Makassar.
- Nurpahmi, S. (2018). *Structured Bilingual Based Instruction Model in Teaching English for Specific Purposes*. *International Conference on English Language Teaching*.

- Nursanti Yusi (2016). *Students' Perception of Teachers' Bilingual Language use in an English Classroom*. Journal of English and education 2016, 4 (1), 159-176.
- Putu Suyoga Dharma. 2009. *The Implementation of Bilingual Education..... Bilingual School Kindergarten (A case study)*. Journal on Studies in English Language Teaching (JOSELT) 1(1), 1-15.
- Roquiquez, et. al.(2011). *Is There a Relationship between Language Switching and Executive Functions in Bilingualism*. Introducing a within group analysis approach. Frontiers in Psychology 2, 183.
- Saeed, A. And Jarwar, A. Q. (2012). *Impact of Medium of Instruction on Achievement Level of Student at Higher Secondary Stage in Hyderabad Region of Sindh*. In Interdisciplinary Journal of Contemporary Research in Business. Vol . 4 (4). August.
- Saleh Saldy Ady. (2017). *An Analysis of Code-Mixing Used by Teachers of Zarindah House of Learning in the Teaching Learning Process*.
- Sert, Olcay. (2005). *The Fuction of Code-Switching in ELT Classroom*. The Internet TESL Journal, 11 (8).
- Sugiyono. 2015. *Metode Penelitian Pendidikan; Pendekatan Kuantitatif, Kualitatif, & R and D*. Bandung: Alfabeta.
- Sugiyono. 2016. *Metode Penelitian Kualitatif, Kuantitatif dan R&D*. Bandung : CU. Alfabeta, 2016. Zein, Ahmad. 2009. *Aplikasi Pemasaran dan Salesmanship*. Jakarta : Mitra Wacana Medali, 2009.
- Yin Robert K. (2008). *Case Study Research: Design and methods (Applied Social Research Methods)*. Illiois : Sage Publications, Inc.

Appendix 5 :Documentation



UNIVERSITAS ISLAM NEGERI
ALAUDDIN
 MAKASSAR

CURRICULUM VITAE



The author, Astuti Ramadani who was born in Makassar on January 9, 1998. She is the second of four children, she has three brothers. Her father's name is Abd. Asis is an entrepreneur and her mother, Fatmawati is a housewife. As the only daughter, she was taught to be an independent and responsible child.

She started her elementary education at SD 58 Tanete and graduated in 2010. Near to the school, she continued her studies at MTsN 2 Bulukumba and graduated in 2013, then she continued her education at SMPN 2 Bulukumba and graduated in 2016. In the same year, she moved to the city of Makassar to continue her studies at the Alauddin State Islamic University of Makassar and graduated in 2022.



UNIVERSITAS ISLAM NEGERI
ALAUDDIN
M A K A S S A R