


**THE EFFECT OF USING JIGSAW TECHNIQUE ON THE STUDENTS' SKILLS IN
READING ENGLISH TEXT AT MTs AL-HIDAYAH LEMOA**



**Submitted in Partial Fullfilment of Requirements for The Degree of
Sarjana Pendidikan (S.Pd) of English Education Department
Tarbiyah and Teaching Science Faculty
Alauddin State Islamic University
of Makassar**

By :

ROSMIATI

Reg. Number : 20400116095

**ALAUDDIN
M A K A S S A R**

**ENGLISH EDUCATION DEPARTMENT
TARBIYAH AND TEACHING SCIENCE FACULTY
ALAUDDIN STATE ISLAMIC UNIVERSITY OF MAKASSAR
2021**

PERNYATAAN KEASLIAN SKRIPSI

Mahasiswi yang bertanda tangan di bawah ini :

Nama : Rosmiati
NIM : 20400116095
Tempat/Tgl.Lahir : Lemoa, 10 September 1998
Jur/Prodi/Konsentrasi : Pendidikan Bahasa Inggris
Fakultas/Program : Tarbiyah dan Keguruan
Alamat : Bukit Tamarunang
Judul Skripsi : The Effect of Using Jigsaw Technique on the Student's Skills in Reading English Text at MTs Al-Hidayah Lemoa

menyatakan dengan sesungguhnya dan penuh kesadaran bahwa skripsi ini adalah benar hasil karya sendiri. Jika kemudian hari terbukti bahwa ini merupakan duplikat, tiruan, plagiat, atau dibuat oleh orang lain, sebagian atau seluruhnya, maka skripsi dan gelar yang diperoleh karenanya batal demi hukum.

Samata-Gowa 24 Februari 2022

Penyusun,

Rosmiati

NIM: 20400116095

PENGESAHAN SKRIPSI

Skripsi berjudul, "The Effect of Using Jigsaw Technique on the Student's Skills in Reading English Text at MTs Al-Hidayah Lemoa" yang disusun oleh Rosmati, NIM: 20400116095, mahasiswa Jurusan/Prodi Pendidikan Bahasa Inggris (PBI), Fakultas Tarbiyah dan Keguruan, UIN Alauddin Makassar, telah diuji dan dipertahankan dalam sidang Ujian Skripsi/Munaqasyah yang diselenggarakan pada hari Senin, tanggal 07 Maret 2022 M, bertepatan dengan 04 Sya'ban 1443 H, dinyatakan telah dapat diterima sebagai salah satu syarat untuk memperoleh gelar sarjana dalam Ilmu Tarbiyah dan Keguruan, Jurusan/Prodi Pendidikan Bahasa Inggris (PBI) dengan beberapa perbaikan.

Samata-Gowa,

07 Maret 2022 M

04 Sya'ban 1443

DEWAN PENGUJI: Nomor SK 707 Tahun 2022

Ketua : Prof. Dra. Hj. St. Arsyah, M.Ed., St., Ph.D.

Sekretaris : Dr. Sitti Nurpahmi, S.Pd., M.Pd.

Munaqisy I : Prof. Dr. Muhammad Yaumi, M.Hum., M.A.

Munaqisy II : Dr. H. Nur Asih, M.Hum.

Pembimbing I : Dr. Kaharuddin, S.p., M.Hum.

Pembimbing II : Shopia Arhar, S.Ag., M.Pd.



UNIVERSITAS ISLAM NEGERI

ALAUDDIN

Diketahui oleh:

Dekan Fakultas Tarbiyah dan Keguruan

UIN Alauddin Makassar,



Dr. H. Marjuni, M.Pd.L.

NIP. 197810112005011006

ACKNOWLEDGEMENTS

بِسْمِ اللَّهِ الرَّحْمَنِ الرَّحِيمِ

Alhamdulillah Rabbil Alamin, the researcher would like to express her deepest gratitude to the Almighty Allah SWT. Who has been giving mercy, blessing, inspiration, and good health all the time to conduct the writing thesis. Also the researcher does not forget to send great respect to the prophet, Muhammad SAW. Peace be upon him, who has guided the human being from the worst to the peace or from bad condition to the better life.

During the writing of this thesis, the researcher received much assistance from a number of people, for their valuable guidance, correction, suggestion, advice and precious support. Without them, the writing of this thesis would never be possibly completed. Therefore, the researcher would like to convey the greatest thanks and appreciation for those people, especially to:

1. **Prof. Hamdan Juhanis, M.A., Ph.D.** The rector of State Islamic University Alauddin Makassar.
2. **Dr. H. A. Marjuni, S.Ag., M.Pd.I.** The Dean of Tarbiyah and Teaching Science Faculty of Alauddin State Islamic University of Makassar.
3. **Dra. Hj. St. Azisah, M.Ed.St., Ph.D.** and **Dr.Sitti Nurpahmi, S.Pd.,M.Pd.** as the Head and Secretary of English Education Department, Tarbiyah and Teaching Science Faculty of Alauddin State Islamic University of Makassar.
4. **Dr. Kaharuddin, S.Ip., M.Hum.** as the first consultant and **Shopia Azhar, S.Ag., M.Pd.** as the second consultant who give the researcher guidance, correction and overall support since the preliminary stage of manuscript until the completion of this thesis.

5. **Prof. Dr. Muhammad Yaumi, M.Hum., MA** and **Dr. H. Nur Asik, M.Hum.** the researcher's examiners who have guided the researcher during the writing of her thesis.
6. All the lecturers and staff of Tarbiyah and Teaching Science Faculty of Alauddin State Islamic University of Makassar for their guidance during her study.
7. The researcher's beloved parents, **Miseng** and **Nuraeni** who always love, pray for her daughter, motivate, educate, and give countless support for the researcher's success.
8. The brother **Agus Maulana** who always supports and pray for the researcher to finish this research.
9. The students of **MTs Al-Hidayah Lemoa** who sacrificed their time and activities for being the subject of this research.
10. Infinite thanks to the researcher's senior of English Education Department, **Almini Indah, Wiwi Purwaningsih, Ananda Rahmadana**, who always beside her, support, help, entertaint and understand about her.
11. Infinite thanks to the researcher's bestfriends, **Fika, Eni, Nom, Kiki, Dian, Rahmi**, who always beside her, support, help, entertaint and understand about her.
12. Infinite thanks for **Hasmawati, S.Pd** for their patience in guiding and supporting the researcher during completing the thesis.
13. The researcher's friends in English Education Department 2016, especially PBI 5-6 for all their support and motivation to fight obstacles during the study together in UIN Alauddin Makassar.

14. The people whose name are not written in this acknowledgement, but have given much pray, advice, support, and life lesson.

The researcher consciously realizes that this thesis is not as perfect as what had expected. There are still error and deficiency inside of it. However, there is no one who can do something perfectly since the perfection only belongs to Allah SWT. Therefore, the researcher will try to do better in the next responsibility.

The Researcher


Rosmiati



TABLE OF CONTENTS

ACKNOWLEDGEMENTS	i
TABLE OF CONTENTS	iv
LIST OF TABLES	vi
LIST OF FIGURES	vii
LIST OF APPENDICES	viii
ABSTRACT.....	ix
CHAPTER I <u>I</u> NTRODUCTION	Error! Bookmark not defined.
A. <i>Background</i>	Error! Bookmark not defined.
B. <i>Research Questions</i>	3
C. <i>Research Objectives</i>	3
D. <i>Research Significances</i>	4
E. <i>Research Scope</i>	4
F. <i>Operational Definition of Term</i>	4
CHAPTER II <u>R</u> EVIEW OF RELATED LITERATURE.....	6
A. <i>Review of Related Research Findings</i>	6
B. <i>Some Pertinent Ideas</i>	9
C. <i>Conceptual Framework</i>	Error! Bookmark not defined.8
D. <i>Hypothesis</i>	21
CHAPTER III <u>R</u> ESearch METHODOLOGY	Error! Bookmark not defined.2
A. <i>Research Methodology</i>	Error! Bookmark not defined.2
B. <i>Population and Sample</i>	23
C. <i>Research Variables</i>	Error! Bookmark not defined.
D. <i>Research Instrument</i>	Error! Bookmark not defined.5
E. <i>Collection Procedures</i>	26
F. <i>Data Analysis Technique</i>	27
CHAPTER IV <u>F</u> INDINGS AND DISCUSSION	30
A. <i>The Lesson Plan of Jigsaw Based Technique in Teaching Materials</i> Error! Bookmark not defined.0	
B. <i>The Teaching Materials of Jigsaw Based Technique</i>	32

<i>C. The Implementation of Jigsaw Technique to Improve the Students' Reading English Text.....</i>	<i>34</i>
<i>D. Jigsaw Based Technique Teaching Materials in Improving the Students Skill in English Text.....</i>	<i>44</i>
CHAPTER V CONCLUSIONS AND SUGGESTION.....	54
<i>A. Conclusions</i>	<i>54</i>
<i>B. Suggestions</i>	<i>54</i>
BIBLIOGRAPHY	56
APPENDICES.....	60



UNIVERSITAS ISLAM NEGERI
ALAUDDIN
 M A K A S S A R

LIST OF TABLES

Table 1	: Reading Classification Score.....	32
Table 2	: The Result of Pre-Test.....	42
Table 3	: The Result of Post-Test	44
Table 4	: The Classification of the Results in Pre-Test and Post-Test..	47
Table 5	: One-Sample Kolmogorov-Smirnov Test.....	50
Table 6	: T-Test.....	51
Table 7	: The Students Response to The Teaching Materials’ Content.....	54
Table 8	: The Students Response to The Method in Teaching Materials’ after Treatment.....	56
Table 9	: The Students Response to The Activities in Teaching Materials after Treatment.....	58
Table 10	: The Students Response to The Task Given in Teaching Materials after Treatment.....	59

UNIVERSITAS ISLAM NEGERI
ALAUDDIN
M A K A S S A R

LIST OF FIGURES

- Figure 1 : Pre-Test Score Distribution and Frequency.....41**
Figure 2 : Post-Test Score Distribution and Frequency.....44



LIST OF APPENDICES

Appendix 1	: Lesson Plan	67
Appendix 2	: Teaching Materials	77
Appendix 3	: Instruments	92
Appendix	: Worksheet.....	109
Appendix 4	: Documentation	108



UNIVERSITAS ISLAM NEGERI
ALAUDDIN
M A K A S S A R

ABSTRACT

Name : Rosmiati
Reg. Number : 20400116095
Department : English Education Department
Faculty : Tarbiyah and Teaching Science Faculty
Title : “ *The Effect of Using Jigsaw Technique on The Students’ Skill in Reading English Text at MTs Al-Hidayah Lemoa* ”

Consultant I : Dr. Kaharuddin, M.Hum.
Consultant II : Shopia Azhar, S.Ag., M.Pd

This research focuses on the students’ reading skill in reading English text especially in narrative text. The purpose of this research were (1) to find out the implementation of jigsaw techniques to increase the students’ reading skills in English text. (2) to find out to what extent jigsaw technique affect to improve the students' reading skills in English text. In this research, the population was the nine grade of Mts Al-Hidayah Lemoa consist of 15 students from class IX B.

The method of this study was a Mixed Method, the design of this study was explanatory sequential (QUAN-QUAL) design were quantitative data were collected first and more heavily weighted than qualitative data. Pre-experimental method was applied in this research with a group pre-test and post-test design. The instrument used to collect data were reading test and questionnaire.

The result of the research presented that the pre-test of the class got the mean score 22.5. after giving treatment the students’ got the mean score 64.16. The outcome of the data analysis revealed that there was a significant improvement in the students’ skill in reading narrative text after being taught using jigsaw technique. Subsequently, the result of one sample t-test were Sig. (2-tailed) = 0,000 < 0,5. Therefore The null (Ho) is therefore rejected and the alternative hypothesis (H1) is accepted. In addition, the qualitative result from the questionnaire showed there were 4 factors affecting the development of students’ reading skill in narrative text those are: teaching materials content, method in the teaching process, activities, and the task given in the teaching materials.

Based on the result analysis, the researcher may conclude that using jigsaw technique was effective to improve the students’ skill in reading narrative text because the learning objective was achieved, that was the students’ were able to reading narrative text appropriately in English by following the generic structure and language features.

Keywords : Jigsaw Technique, English Reading Narrative Text

CHAPTER 1

INTRODUCTION

A. *Background*

According to Kaharuddin (2018) English is the only foreign language given a special status to be learnt as a compulsory subject at schools and universities in Indonesia. This status is officially stipulated in the government regulations. English at schools started being taught in 1968 based on the degree of the Ministry of Education and Culture No.096/1967 which regulated the recommendation of teaching English as a compulsory subject in junior and senior high school.

In Junior High School level, the government hopes that students have to be able to master English in four skills. They are: listening, writing, speaking, and reading. Reading is the skill or activity of getting information from books. It is an important skill for students to learn. Hence, a student who is not engaged in reading activity, they will miss new information.

Cameron (2001) stated that reading is actually about understanding. It is not only to understand the word or code but also to grasp the message that is conveyed of the text that comprehending and interpreting the information of the text is important. The reader does not only need to know the words but also to understand the message of the text. According to Harmer (2007), he mentioned that reading is beneficial for language acquisition. Provided students can understand what they are reading, because the more they read, the more they get. Moreover, reading is a very first command Prophet Muhammad SAW received from on High. The significance of this order is expressed in QS. Al-Alaq (verse 1-5) namely :

اقْرَأْ بِاسْمِ رَبِّكَ الَّذِي خَلَقَ، خَلَقَ الْإِنْسَانَ مِنْ عَلَقٍ، اقْرَأْ وَرَبُّكَ الْأَكْرَمُ، الَّذِي عَلَّمَ بِالْقَلَمِ، عَلَّمَ الْإِنْسَانَ مَا لَمْ يَعْلَمْ

Translation: Read! In the name of your Lord, Who has created (all the exists). Has created human from a clot. Read! And your Lord is the most generous. Who has taught by the pen. His taught man that which he know not.

Reading also necessary a strategy that increase interest in reading students so that students have a high motivation to read. Because reading is a tedious activity to be done by most students and the lack of student motivation in reading is the reason why reading

activities do not appeal to some students. They just do not know the strategy that can be applied so that the reading activity is fun so it makes the students easy to understand the text.

Based on the competencies standard in the syllabus, there are some types of English text in reading which have to be taught in junior high school. They are: descriptive text, recount text, procedure text, narrative text and information report. However, the researcher will focus more on one type of English text in reading, namely narrative text. The definition of narrative text according to Rebecca (2003), a narrative text is a text, which relates to a series of logically, and chronologically related events that are caused or experienced by factors. Furthermore, she stated that a key to comprehend a narrative is a sense of plot, theme, characters, and events.

Narrative Text has a series of chronological events that are interconnected. It consists of problematic events that lead to a kind of crisis or turning point which in turn finds resolution. This means that the narrative text is a kind of text that tells a story using a sequence of events. This is an imaginative story that aims to entertain and to engage the reader. Narrative texts always have problematic events and try to find a resolution to solve the problem.

In the K13 syllabus English for Ninth Grade in MTs Al-Hidayah Lemoa, the main objective in learning narrative text are students have the ability to arrange the meaning of simple narrative texts related to the fairy tales (School Office, 2020). The researcher conducted a preliminary research to understand the main objective in learning narrative text on June, 19, 2020 with some students that have to learn narrative texts. The researcher asked the students to read several paragraphs of narrative text related to fairy tales with the Cinderella topic.

Based on the result of preliminary research, it can be concluded that students' reading skills in reading narrative texts were still too low. It was because some factors that influence it: a) students do not have ability and habits to read, b) lack of vocabulary. Furthermore, the researcher interviewed the English teacher of the Nine Grade on June, 19, 2020. The results of the interview are: a) the students lack of vocabulary, b) the students are difficult to translate literature, c) the students still cannot completely

understand tenses in the sentences. Based on the results of these tests and interviews, the researcher concluded that the students reading narrative text ability was still low.

There were many difficulties experienced by the students in reading narrative texts. The researchers used jigsaw techniques in teaching English. Before going further, the most important issue is to understand the meaning of the jigsaw technique. According to Aronson (2010), Jigsaw technique is a specific cooperative learning technique in which the group is divided into four-six persons in a group, each of whom will get a different topic from the other groups. It makes the students focus on learning material, and they have to cooperate one another.

Based on the problems above, the researcher decided to carry out research entitled: **“The Effect of Using Jigsaw Technique on the Students’ Skill in Reading English Text at MTs Al-Hidayah Lemoa”**. The outcome of this research is to help the students improving their reading skills in reading English text especially in narrative text by using Jigsaw Technique. Therefore, the teachers will be able to use a new teaching method that is more effective, and they may leave the old technique.

B. Research Questions

Based on the background, two research problems were formulated as follows:

1. Is the implementation of jigsaw techniques able to improve the students' reading skills in English text?
2. To what extent does jigsaw technique effect to improve the students' reading skills in English text?

C. Research Objectives

The specific objectives of this study were:

1. To find out the implementation of jigsaw techniques to improve the students’ reading skills in English text.
2. To find out to what extent jigsaw technique affect to improve the students' reading skills in English text.

D. Research Significances

The result of this research was expected to carry out some significance as follows:

1. Theoretical Significance

This research is expected to be able to give benefits to English language and teaching learning. Hopefully, this research can give useful information about how to improve students' reading skills in reading English text by using jigsaw technique.

2. Practical Significances

a. For the English teachers

The results of this study is to provide information about how to use jigsaw techniques in teaching English effectively towards students' skills in reading English text. The researcher hopes it can give contribution, especially for teachers to be aware of the technique that they apply in teaching.

b. For the next researcher

For further researchers who are interested in conducting research related to the same problem can get basic information from this research in applying Jigsaw techniques in teaching English.

E. Scope of The Research

The scope of this research was to teach reading skills by using jigsaw techniques in teaching. In reading skills at junior high school, there are five types of the English text in reading. Those are descriptive text, recount text, procedure text, information report and narrative text, but the researcher only focus on narrative text. Narrative text is meant by the researcher is a narrative text related to fairy tales based on the syllabus used by the

school. Moreover, the researcher focused on the students of Ninth Grade at MTs Al-Hidayah Lemoa.

F. Operational Definition of Term

1. Effect

In this study, the word “effect” refers to the action of doing something that results a change of action in a particular situation. As stated in (Oxford Dictionary, 2020), the word “effect” is defined as the change of ability that the students experience after getting treatment by using a certain technique.

2. Jigsaw Technique

In this study, Jigsaw technique was a technique where in a class the students were divided into some groups with point out the leader or expert of each group. Then, the leader or expert be liable explained the previous material that had been discussed with group members to all expert in a group.

3. Narrative text

Narrative text is the types of text that tells about events that can make the reader feel that it is real. Narrative text deals with problematic events that lead to a kind of crisis or turning point, which in turn finds a resolution. In other words, the narrative text always has a problematic event and tries to find a resolution to solve the problem. The steps for conducting a narrative text are: a) orientation, b) complication, c) resolution, d) re-orientation.

CHAPTER II

REVIEW OF RELATED LITERATURE

A. *Review of Related Research Findings*

There were some theories from previous studies that expected to support this research, as follows:

Firstly, Francis Hull Adams (2013) conducted the research under the title “*Using Jigsaw Technique as an Effective Way of Promoting Co-Operative Learning among Primary Six Pupils in Fijian*”. This research focused on improving upon cooperative learning with the use of Jigsaw technique in Basic Six of Holy Child Practice Primary School. The method used in this research was action research and case study. The instruments of this research were observation and questionnaire. The result of the data analysis showed that jigsaw is a very useful technique. Through the use of the technique, pupils naturally developed the interest of working with their colleagues and through that they learnt each other and hence learnt better. They also cultivated good attitudes each other. The observation conducted by the researcher after the intervention also confirmed that most of the pupils were able to take active part in the lesson by answering questions during and after the lesson.

This research has similarities technique with the research that would be conducted by the researcher. However, there were differences from these two studies in some aspects. First, the experimental research design used by the first researcher used action research and case study; on the other hand the one used in this research was mix-method. The second difference came from the school used by researcher, one using school from primary sixth pupils and the researcher now using school from junior high school.

Secondly, Emine Hatun Diken (2017) which entitled *"The Effects of Jigsaw Technique Based on Cooperative Learning on Prospective Science Teacher's Science Process Skill"*. The purpose of this research was to investigate the effects of laboratory approach based on jigsaw method with cooperative learning and confirmatory laboratory approach on university students' cognitive process development in Science teaching laboratory applications, and to determine the opinions of the students on applied laboratory methods. This research was conducted by using the pre-test post-test control group design out of quasi-experimental research designs. While science teaching laboratory practices are performed through Jigsaw method based on cooperative learning for the experimental group and the control group employed confirmatory laboratory method. The findings of this research revealed that the use of laboratory approach based on Jigsaw method for both the theoretical and practice aspects of science courses provided important attainments for learners in knowledge, skills and affective domains as well as the development of learners' scientific process skills.

This research had similarities with research conducted by researchers now. However, it also had differences in aspects of research objectives. The objective of this study was to investigate the effects of laboratory approach based on jigsaw method with cooperative learning and confirmatory laboratory approach on university students' cognitive process development in Science teaching laboratory applications, and to determine the opinions of the students on applied laboratory methods. On the other hand, the main objective of this research was to find out the effectiveness of jigsaw techniques toward students reading skills in narrative text at junior high school.

Following this,, Neneng Hoerunnisa, Didi Suherdi (2017) conducted a research under the title *“The effectiveness of jigsaw in improving students’ reading comprehension”*. The objective of this study was to investigate the effectiveness of jigsaw in teaching reading comprehension for seventh grade students at Public Junior High School in Bandung. The research design used in this study was quasi-experimental by using two classes experimental class and control class. The results of this study indicated that Jigsaw could be applied effectively to teach reading comprehension.

This study had similarities with the research that would be conducted by the researcher. However, there was one thing that distinguishes this research. In this study, the topic used was unspecific. On the other hand, the research conducted by the researcher now was the topic used specifically mentioned, using narrative text.

Moreover, Fadhil Muhamad Sofyan, Khowla Uswatun Hasana (2019) conducted a research with the title *“Improving Reading Skill Using Jigsaw”*. The objective of this study was to identify improving student’s reading skill using jigsaw. The research method used in this research was Qualitative Method and Classroom Action Research as a design. The result of this study was the jigsaw method could help to develop students' conceptual understanding of a topic because they discuss it with their peers in groups. This way made them felt free to talk about everything they wanted related to the topic.

This research had similarities with the research that would be conducted by the researcher now. On the other hand, there were differences from these two studies in some aspects. It was the qualitative method used by the first researcher and classroom action research as a design and the one used by the researcher in this study would be quantitative method with quasi-experimental design.

In conclusion, in the first study, the difference could be seen in the design and the text used. In the second study, the difference could be seen in the research objectives used by researchers. In the third study, the difference could be seen in the text used. In the fourth study, the difference could be seen from the method and the design used in this research.

B. Some Pertinent Ideas

1. Reading

In this part the researcher discussed about the definition of reading, reading skill, and reading achievement.

a. The Definition of Reading

Reading is a process of communication between a writer and a reader. A writer has message in his/her mind, such as teaching, ideas and argument that he/she wants to share the writer puts the message into word or printed verbal symbols. When the messages enter the reader's mind, it means that communication goes on. In comprehending the content of the text, reader not only uses eyes but also their mind concentration to catch the writer's idea.

Harmer (2007) assumes that reading is useful for language acquisition; the most the students read, the better they get at it. In addition, reading also has positive effect on students' vocabulary knowledge, on their spelling, on their writing. Reading is an exercise dominated by the eyes and the brain.

According to Pang (2003:6) reading is defined as understanding written texts. He says that reading consists of two related processes: word recognition and comprehension. Word recognition is defined as the process of getting how written

symbols correspond to one's spoken language while comprehension is the process of making the meaning of words, sentences and connected text.

b. The definition of Reading Skill

Reading skill is the ability to relate the textual material to one's own knowledge by comprehending the text (Fauzati, 2010:138). According to Brown (2004) state that reading skill is the most essential skill for success in all educational in context; reading is also a paramount importance as we create assessment of general language ability.

Davis in J. Charles Alderson (2000) state that reading skill involves drawing, recalling, finding, weaving, recognizing, identifying, and following which are considered towards the readers in understanding the printed symbols as a mental process. Mikulecky (1990: 25) state that reading skills as the skills to foster the thinking process which the reader needs to develop in order to read standard language effectively.

c. Reading Achievement

According to Britt K. Ecklund (2008) state that reading achievement is demonstrated in reading practice time, motivation to read, limited access to appropriately leveled books, and literacy skills appropriate to their grade level. Reading achievement is a general term used to describe the levels of reading comprehension of the school population (National Assessment Governing Board, 2007).

In conclusion, based on some opinions about reading, reading skill and reading achievement, the researcher will focus on reading skill. The researcher underlines

that reading skill is very important in language skill. Every student must decodes language to thought. (Hornby 1995). The reason the researcher focused on reading skills is because based on preliminary research at the school, the researcher found that the students' skill in reading are still very low. So that researchers focus more on improving students' reading skills.

d. The Purpose of Reading

The purpose of reading are mostly about to understand the content of the text and also to discover one's point of view from the writer that is written through printed words. Clearly, students can have different purposes in their reading; these will include:

- 1) To obtain information fact, data,etc.
- 2) To understand ideas or theories,etc.
- 3) To discover authors' viewpoints.
- 4) To seek evidence for their own point of view (and to quote) all of which may be needed for writing their essays,etc.

2. Narrative Text

a. Definition of Narrative Text

The narrative text is a kind of story either fictive or real which contains a series of events in which how the story is told and how the context is presented as aspects of the story constructions". Thus, special features of narrative text could be found in its sequence of events to attract the readers in order to build their curiosity throughout the story. (Attebery, 2014). In addition, based on "Longman dictionary", narrative means a description of events in a story.

According to Kathleen Whorter (1992) stated that narrative text is the text that explains the series of events and actions that are organized using the time order pattern. Narrative is used in both essays and short stories.

Narrative text is considered as the most interesting text. A narrative text is a piece of text which tells a story and, in doing so, entertains or informs the reader or listener (Mark and Kathy, 2003:8). According to Anderson (1997), narrative text is a text that has a purpose to entertain the reader or listener. Moreover, narrative can also be written to teach or inform, to change attitudes or social opinions and to show the moral of a story.

b. The Purpose of Narrative Text

People read narrative text might be basically for enjoyment and pleasure; to gain and hold readers' interest. Following this, narrative can also be written to teach or inform. It means they like enjoying themselves to read any kinds of stories because they may possess similar feelings or find themselves in like situations. This is in line with Mark Anderson's statement "the purpose of narrative text is to present a view of the world that entertains or informs the reader or listener". As a conclusion, the purpose of narrative text is the readers as if involved within story to get the pleasure.

c. Types of Narrative Text

There are many types of narrative text. Generally, it can be categorized into the fictional narrative and the nonfictional narrative, or combination of both, such as folktale, fairytale, fables, legend, and romance. They are:

- 1) Folktale is a very old traditional story from a particular place that is originally passed on in spoken form, e.g. *Malin Kundang*.
- 2) Fairytale is an old story about magic things that happened, intended for amusing and giving lessons, meanings, and moral values, e.g. *Cinderella*.
- 3) Fable is a traditional short story that teaches a moral lesson, especially one with the animals as characters, e.g. *The Lion and the Mouse*.
- 4) Legend is a story from ancient times, especially one that is told to explain about natural events or to describe the early history of a place or people, e.g., *The Legend of Toba Lake*.
- 5) Romance is a story which tells about a love story that teaches a moral lesson. e.g., *Romeo and Juliet*.

d. The Generic Structure of Narrative Text

One way in understanding narrative text is by identifying the generic structure of that text. The simple generic structure that is taught in junior high school is divided into the following four elements, they are orientation, complication, resolution and re-orientation.

a) Orientation

Normally, in the introduction or orientation the writer or narrator explains where the story happened. In this level the writer also used to produce atmosphere so that make the readers are persuaded to follow the story. In other words, it also has a function as the stimulus to the readers the narrator's literature. By reading the introduction of the text readers will understand first the contents of the text before they read it.

b) Complication

In this part, the crisis arises. It is the climax of the narrative. In the middle of the story, generally, the narrator shows the complication. Complication makes the story more interesting because the main character is prevented to reach his or her wanted. In this part, narrator brings up the issues occurred in the story. Complications are the description of real life and tell the readers that every issues or problems can be solved.

c) Resolution

After spelling many issues in the climax of the narrative, the narrator then tells to the readers about the resolution of issues or the problems. Resolution is the crisis which is resolved, for better or worse. A satisfying narration will give the readers the resolution of the problem or complication. Generally, the resolution is placed in the end of narration, but sometimes the narrator will place other issues or complication after he or she presents the resolution of the problem. It is used to make the story does not come to the end. In short, resolution is the ending of the story.

d) Re-orientation

Re-orientation is optional of generic structure of narrative. So re-orientation is sometimes there and sometimes it isn't there in narrative text. It is usually in ending of story or closure of events.

3. Jigsaw Technique

a. Definition of Jigsaw Technique

Rahajeng (2013) stated that jigsaw techniques is effective in increasing students' understanding of reading, students' vocabulary, motivation, involvement, interaction, cooperation, reducing the gap between highly motivated students and low motivated students, and easily asking students to bring a dictionary.

Jigsaw Technique is a technique in which student work in small groups. Jigsaw can be used in variety of ways for variety of goals. In this technique, each group is assigned to become an “expert” on some aspect of a unit of study. They work in groups but each person has to master one segment of their job. So, with this technique the teaching can effectively student reading comprehension because all students give their participation in the teaching and learning activity. (Anita Lie, 2002: 40)

According to Miftahul Huda (2012: 118) Jigsaw is the model of teaching learning where the students are set up in teams; each team member is responsible for mastering part of the learning material and teaching that part to the other team members. Jigsaw makes the students learn their friends by exchanging the information. Besides, jigsaw is model learning technique of cooperative learning, with students learn in small group consist of four or five person, diverse inter ability, cooperative in positive interdependence and responsible to present the task for each member.

In addition, Gladstone (2013) stated that the Jigsaw technique is a technique in which groups of students become experts in different subjects, then teach other students what they've learned. This strategy enhances learning, retention, and engagement.

The purpose of Jigsaw technique are to develop teamwork and cooperative learning skills within all students, to help students develop a depth of knowledge which is not possible if students try and learn all of the material on their own, and to expose students own understanding of a concept as well as reveal any misunderstandings because students are required to present their findings to the group in Jigsaw learning. Because group members must work together as a team to accomplish a common goal; each person depends on all the others, so all the students will read a lot to comprehend the materials that they have to be explained to their other friends. From Jigsaw technique students can improve their English reading skills all along day whenever and wherever they want.

b. Procedure of Reading Using Jigsaw Technique

Having read the theories of Jigsaw Technique, the researcher chose and modified the procedure of teaching reading through Jigsaw according to Crawford, the steps were:

- 1) The teacher assigns the students to home groups. Students should be assigned to home groups of four or five members. The number of the group and the students in a group depends on the number of all students in one class and number of paragraph of the text. The teacher determines the group their different level of ability(heterogenous).

- 2) The teacher assigns a warm-up or team-building exercise for each home group.
- 3) Students read the materials or otherwise experience the lesson. Each student should now be given a copy of the text to be read. The text given is a narrative text which each student in group is given different piece of paragraph of the text.
- 4) The teacher asks the students to “count off” within the groups: “one, two, three, and four.” The teacher points to different parts of the classroom where each expert group should meet.
- 5) The teacher then appoints a discussion leader for each expert group.
- 6) The expert groups read the text and discuss together. The leader leads the group to teach their part of text.
- 7) Teacher gives a chance to students to ask questions about the text that they do not understand.
- 8) Experts return to their home groups and take turns leading discussions.
- 9) The teacher gives students another questions, all students in group read the question and try to answer together in the group.

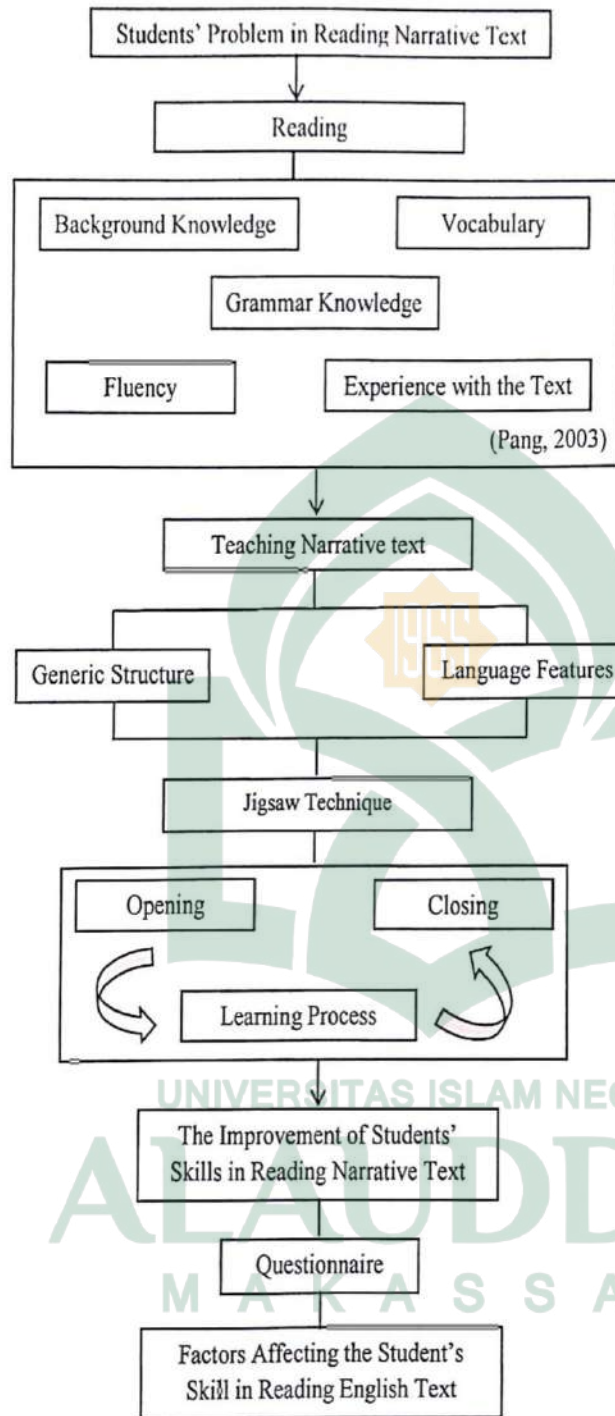
10) Closing

Based on the steps above, we could see that jigsaw use student-centered approach which means the learning process mostly done by the students while the teachers’ role is a facilitator. Finally, those are some steps of the implementation of Jigsaw Technique that the researcher has to follow. The researcher tended to apply this lesson plan in teaching reading using Jigsaw Technique.

C. Conceptual Framework

The conceptual framework serves as the focus for the research and it was linked to the research problem under study (Adom et al., 2018:438). It made the research easy to understand. The conceptual framework for this research would be mentioned as follows:





Sometimes, students always find difficulty in reading, especially foreign languages reading. The difficulty in grasping the meanings or ideas implied in the text. Grabe and Stoller (2002, p.14) stated that reading is the ability to understand information in a text.

The process of involving the brain and eyes is making connections to understand the texts. This means the brain processes information from what the eye sees.

According to Pang (2003), there are five types in teaching reading, they are: background knowledge, grammar knowledge, vocabulary, fluency, and experience with the text. Then, beside of English text in reading which have to be taught on the students at junior high school. There are some types in reading, they are: descriptive text, recount text, procedure text, narrative text and information report. Specifically, this research only focuses on reading narrative text.

According to Anderson (2003) explained that a narrative text is a text that tells a story in order to entertain audiences. Narrative deals with problematic events which lead to a crisis or turning point of some kind, which in turn finds a resolution. It means that narrative text is a kind of text which tells the story by using the sequence of events. It is an imaginative story which is aimed to entertain and to engage the reader. Narrative text always has problematic events and it tries to find the resolution to solve the problem.

The teachers must have alternative techniques in teaching and learning reading especially narrative texts. There are several techniques in teaching narrative text. In this case, the researcher proposes Jigsaw technique in teaching reading narrative text. By using Jigsaw technique the students are expected to be enjoyable, active and easier to learn. Jigsaw technique is an efficient way to facilitate learning. In this technique, students learn a lot of material quickly, share information with other groups, and minimize listening time. Since each group needs its members to do well in order for the whole group to do well. Jigsaw maximizes interaction and establishes an atmosphere of cooperation and respect for other students.

Suyanto (2012) stated that the implementation of jigsaw technique in the teaching learning process can make students more responsible. Therefore, they directly and actively take a part in comprehending a problem and fix it together in a group. Cholish (2010) stated that the Jigsaw technique could improve students reading in term of raising students' achievement in the case of understanding main idea, doing paraphrasing, making inference; and identifying reference. In conclusion, based on the theory, it is assumed that the jigsaw technique can facilitate students to improve their skills in reading especially in narrative text.

D. Hypothesis

Sugiyono (2017) stated that the research that formulated the hypothesis is a study using a quantitative approach. A hypothesis is a temporary answer to the formulation of research problems, in which the formulations of research problems have been expressed in the form of a question sentence. In this research, the hypothesis was H0 and H1, the explanation is as follow:

H0: “There is no significant difference between the students’ reading skill before and after giving treatment.

H1: “There is a significant difference between the students’ reading skill before and after giving treatment.

CHAPTER III

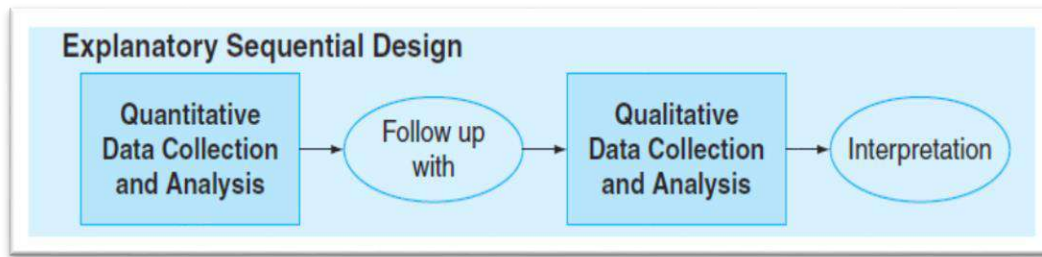
RESEARCH METHOD

A. Research Methodology

The method of this research used mix-method. According to Mills & Gay (2016:) mix-method is the combines of quantitative and qualitative approaches by including both quantitative and qualitative data in a single study. The main purpose of mixed-methods research is to use the advantages of both quantitative and qualitative research designs and data collection strategies to understand a phenomenon more fully than is possible using either quantitative and qualitative method alone. The reason the researcher used the mix method was because the research questions must be answered by two methods, namely quantitative and qualitative method.

In this research, the researcher used explanatory sequential (QUAN-QUAL) design. The researcher used the explanatory-sequential design because the explanatory-sequential design; quantitative data were collected first and more heavily weighted than qualitative data. In the first study the researcher formulates a hypothesis, collecting quantitative data, and conducting data analysis. The findings of quantitative study determined the type of data collected in a second study that included qualitative data collection, analysis, and interpretation. Then, the researcher used the qualitative analysis and interpretation helping to explain or to elaborate on the quantitative result (Gay and Mills, 2016). It meant that the quantitative data would follow-up with qualitative explanations.

Here was the design of explanatory-sequential:



Source: W. Cresswell, John (2012)

Following this, (Gay and Mills, 2016) mentioned three advances of mix-method designs to further strengthen the previous design. They are experimental study, social justice, and multistage evaluation. In this case, the researcher applied pre-experimental design in the form of one group pre-test and post-test design. Pre-test is a test administrated to recognize the students mastery before giving the treatment. Treatment is applied after pre-test given to the students. Post-test is a test administrated to recognize the students mastery after giving the treatment. The purpose of this method is comparing the pre-test and post-test. If the score of post-test is higher than pre-test, it means that this treatment is effective.

B. Population and Sample

1. Population

Population is the entire of research subject. Sugiyono (2017: 117) said that population is a generalization area consisting of objects/subjects that have certain qualities and characteristics set by researcher to be studied and then drawn conclusions. The population of this study involved the students in the ninth grade students of Mts Al-Hidayah Lemoa. The total students were 40 students which divided into two classes in which each class consisted of 20 students.

2. Sample

Sugiyono (2017: 118) said that sample is partially taken from the entire object that is examined and considered to represent the entire population. In taking sample, the researcher used simple random sampling. According to Gay and Mills (2016) random sampling is the process of selecting a sample in such a way that all individuals in the defined population have an equal and independent chance of selection for the sample. The researcher used one class (IX B). The sample of this research was ninth grade which consisted of 15 students.

C. Research Variable

Sugiyono (2017: 60) stated that research variable is basically everything in the form of what is determined by the researcher to be studied to obtain the information. This research consisted of two variables as follow:

1. Dependent Variable

Dependent variable is the result that expected through implement of the Independent variable. The dependent variable in this research was Students' reading skill in narrative Text at ninth Grade in MTs Al-Hidayah Lemoa.

2. Independent Variable

Independent variable is a variable that improved another variable to achieve what is expected by the researcher. The independent variable in this research was used Jigsaw technique in teaching reading in narrative text.

D. Research Instruments

Arikunto (2010: 203) stated that research instruments are tools or facilities used by researcher in collecting data, therefore the work is easier and the results are great, in the sense of being more accurate, complete, and systematic therefore it is easier to process. The instruments of this research were reading test and questionnaire.

1. Reading Test

Heaton (1974: 03) stated that reading test is material is very closely related to the type of practice material used by the teacher to develop the reading skill. The test in this research used multiple choice questions with various items. The items were topic and main idea, vocabulary item, inference or implied information, restatement or stated detailed information, and unstated detailed information. In this research, the applied instrument was reading in the form of narrative text. The researcher used the same question form between pre-test and post-test. The reason why the researcher used the multiple choice test was because multiple choices were more familiar to the students than other test. In addition, the researcher used tests to obtain data from the first research question.

2. Questionnaire

Questionnaire was used to know the opinion of the respondents about the technique used by the researcher. The form of questionnaire was written of questions to be answered by the students.

E. Data Collection Procedure

In the procedure of the data collecting, the researcher adopted four steps as follow:

1. Quantitative Data Collection Procedure

a. Pre-test

The pre-test was done before implementing the technique. It was conducted to know the students' ability and their difficulties in reading narrative text. This Pre-test was shared to the students before giving the treatment using jigsaw technique.

According to Kaharuddin (2018) the pre-test here are administered by using the following procedures:

- 1) The researcher will prepare a series questions.
- 2) The students are then given a test by the researcher.
- 3) The researcher then lead the students to complete the test.
- 4) The students' answer is then scored in the rating scale sheet.

b. Treatments

The next step was the treatment. After the pre-test, the researcher taught the students for 6 meetings. The students would be taught by using jigsaw technique in teaching reading narrative text. The treatment here carried out using procedures based on the lesson plan in the curriculum 2013. In the lesson plan of curriculum 2013, there were three procedures of teaching in the class. They were opening, teaching the material, and closing.

c. Post-test

In this step, the students would have a test after the treatment. The post-test was conducted to know the students result in learning reading narrative text using jigsaw technique. In the post test, the researcher would use the same procedure as the pre-test.

2. Qualitative Data Collection Procedure

In this study, the researcher used questionnaire. There were several questions in the questionnaire of this research which were written in Indonesian Language. Therefore, it could be easy for students to understand. Close-ended questionnaire was used in these researches that contain several types of questions which consist of several items that provided limited number of choices. This questionnaire was designed to find out the students' interest towards English, the students' interest towards reading skills, the students' personal problem in learning reading, and to know the opinion of the respondents about the technique by asking them face to face.

F. Data Analysis Technique

1. Quantitative Data Analysis Technique

a. Scoring the students' correct answer

Scoring the students' correct answer of pre-test and post-test with the formula as follow:

$$\text{Student's Correct} = \frac{\text{Students Correct Answer}}{\text{The Total Number}} \times 100$$

(Mills & Gay, 2016)

Here was the classification of student's score, there were five classification follows:

Table 1 Reading Classification Score

Frequency	Classification
100-81	Very Good
80-61	Good
60-41	Fair
40-21	Poor
20-0	Very Poor

(Brown 2004)

b. SPSS

In this research, the researcher used T-test formula to analyze the data. It was because the researcher wanted to find out the degree of significant different between the growth of pre-test and post-test. The purpose of this calculation was to find out whether jigsaw technique is effective or not in teaching reading of narrative text.

After collecting the data, the next step was analyzing the data. In the data analysis technique, the researcher used *Statistical Package for Social Science* (SPSS) application to make the data easy to analysis. SPSS is a commercially distributed software suite for data management and statistical analysis (Frey, 2017).

The uses of SPSS in this research were follows:

- 1) Analyzing data from the pre-test and post-test wherefrom the analysis of the data is to find the number of samples, mean, standard deviation, variance and then find for the minimum and maximum values of the data.
- 2) Looking for the distribution of pre-test and post-test categorization of the scores of students' learning outcomes where the distribution of categorization is to find the range of values, frequencies from experimental and control class.

- 3) To know the normality test. The normality test is useful to overcome whether the research to be carried out is normally distributed or not. In carrying out the normality test, Kolmogorov normality test (sig.) is used if <0.05 then the data cannot be normally distributed, whereas if the number > 0.05 then the data is normally distributed.
- 4) Testing the hypothesis.

The criteria used as follows:

If Sig. (2-tailed) < 0.05 , H_0 (null hypothesis) is rejected and H_1 (alternative hypothesis) is accepted.

If Sig. (2-tailed) > 0.05 , H_0 (the null hypothesis) is accepted and H_1 (alternative hypothesis) is rejected.

2. Qualitative Data Analysis Technique

In this qualitative data analysis the researcher used the math content analysis as the technique to analysis the Questionnaires. Braun and Clarke (2006) argued that thematic analysis should be a foundational method for qualitative analysis, as it provides core skills for conducting many other forms of qualitative analysis.

CHAPTER IV

FINDING AND DISCUSSION

The findings of this research were based on the results of the data analysis. The data analysis was used to get information about the data of students' reading skills. There were two kinds of data analysis. They are Quantitative Data and Qualitative Data.

This chapter generally presented the findings of the research. Moreover, in this part the researcher also showed the lesson plan of Jigsaw Based Technique in Teaching material, The Teaching Materials of Jigsaw Based Technique in the Research, data analysis consisting of the result of the pre-test, the post-test and the questionnaire.

A. The Lesson Plan of Jigsaw Based Technique in Teaching Materials

Lesson plan is one of the most basic skills required by a teacher. The importance of lesson plan in learning activities can be described as someone who is doing a journey. The person making the trip needs to know various things regarding the journey: where is the destination of the journey, how long will it take what he needs, what he will need during the trip take place (Purnawan, 2008). According Kaharuddin and Yassi (2018) determining a plan for teaching will keep both teachers and learners focused on where they are going, how they are going to get there, and what to achieve when they arrive.

In this case, this lesson plan was based on Brown's (2001). He proposes six essential elements of a lesson plan should be namely: goals, objectives, materials and equipments, procedures, evaluation, extra-class work.

1) Goal(s)

In this part, the researcher should be able to identify an overall purpose or goal that will attempt to accomplish by the end of the class period.

2) Objectives

Objectives are most clearly captured in terms of stating what students will do. The objectives in the sample lesson plan at the end of the chapter are the sorts of statements that the researcher can turn back to after a lesson and determine, to some extent anyway, how well students accomplished the objectives.

3) Materials and equipments

It may seem a trivial matter to list materials needed, but good planning includes knowing what you need to take with the teacher to arrange to have in the classroom. It is easy, in the often hurried life of a teacher, to forget to bring to class a tape recorded, a poster, and some handouts.

4) Procedures

In this point, lessons clearly have tremendous variation. But, as a very general set of guide lines for planning. The procedures of the lesson plan include:

- a. an opening statement or activity as a warm-up
- b. a set of activities and technique in which you have considered appropriate proportions of time for; whole-class work, small-group and pair work, teacher talk and student talk
- c. closure

5) Evaluation

Evaluation is an assessment, formal or informal, that the researcher make after students have sufficient opportunities for learning.

6) Extra-class work

Extra-class work needs to be planned carefully and communicated clearly to the students. Whether the researcher is teaching in EFL or ESL situations, the researcher can almost always find applications or extensions of classroom activity that will help students do some learning beyond the class hour.

Besides to the components above, there was also time allocation that had been set where the researcher makes the teaching simulate which recorded on video. About the lesson plan intended from the explanation above had been attached in the appendix A.

B. The Teaching Materials of Jigsaw Based Technique in the Research

The example above is a component lesson plan that researcher used in the research, the researcher not only made lesson plan but also the researcher was designing material to teach in the class. The materials were employed to ensure that activities can be carried out as effective as possible to attain the planned objective in each lesson. There are several elements in teaching materials, they are:

1) Pre-Teaching

In the pre-teaching, the researcher explained about the topic. In this case, the topic is about narrative text. So, the researcher explained about the definition, generic structure and language features of narrative text.

2) While-Teaching

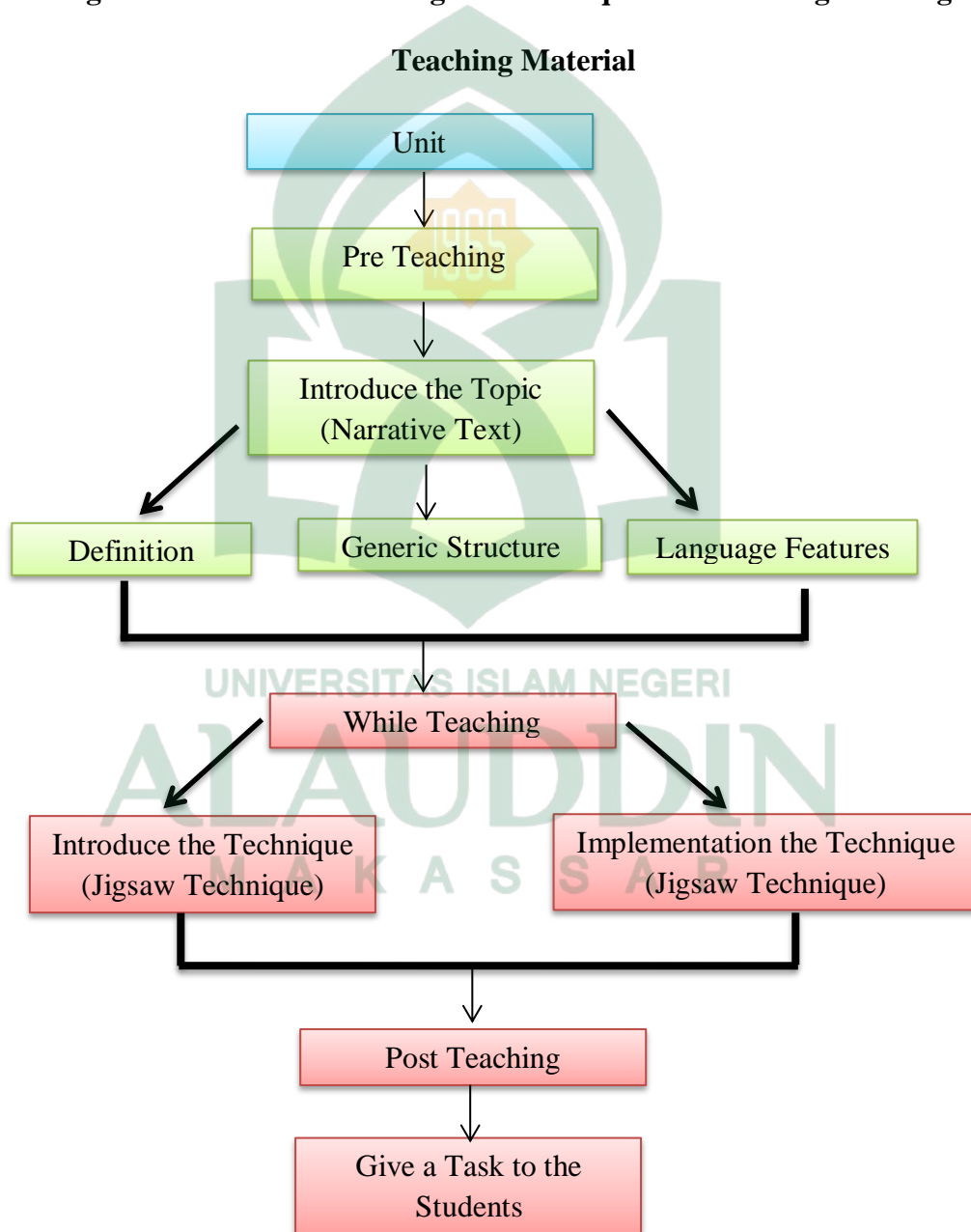
In the While-Teaching, the researcher explained about the technique which was used in the teaching and learning process. In this case, the technique is jigsaw technique.

3) Post-Teaching

In the post-teaching, the researcher gave a task for the students to read narrative text by using jigsaw technique. In this step, the students did their task through handout.

The procedure can be illustrated as follow:

Figure 1: A framework of Jigsaw Technique Based on English Language



Based on the framework illustrated above, in the teaching process, the researcher should determine the unit. Unit in this case refers to learning material or resources for researcher that are developed based on the basic competency. This unit divides into three parts namely pre-teaching, while teaching, and post-teaching. In the pre-teaching step, the researcher introduces the topic of the learning namely narrative text. The parts of Narrative text that are explained such as the definition, generic structure, and language features. In the while teaching step, the researcher introduced the Jigsaw technique for students. After that, the researcher tried to apply Jigsaw technique for students precisely in reading text material. The last step is post teaching. In this step, the researcher gave the task for students. Where, the task is true/false (T/F), fill in the blank, and essay.

C. The Implementation of Jigsaw Technique to Improve the Students' Reading Skill in English Text

To find out the result of implementation jigsaw technique in improve the students reading skill in English text, the researcher conducted two steps namely a pre-test and a post-test toward the students. The pre-test was given to find out the initial students' skill in reading narrative text before giving treatments, and the post-test was given to find out the development of the students' skill in reading narrative text after giving the treatment. In addition, the data of the tests had to go through normality tests to ensure whether or not the data were normally distributed.

a. The Result of Pre-Test

In describing the pre-test, there were some important items need to be clarified among other things:

- The identification of the researcher

- The number of participants involved in the test
- The precise schedule of the test such as day, date, month, and year.
- The phone number of participant involved in the test.

Before conducted the research, the researcher suggest fifteen (15) participants, but only twelve (12) could participate in this research. The other three had personal affairs at the time of the research. The first reading test (Pre-Test) was given to twelve (12) students before teaching the students using the Jigsaw Technique that is on March02, 2021 in the nine grade of MTs Al-Hidayah Lemoa. Based on the results of pre-test analysis, it had been found that the total score of this test ranges from one (1) to hundred (100). The highest classification in this pre-test was very good classification and the lowest classification was very poor classification. The result in the information as shown in the following table:

Table 2: The Result of Pre-Test

No	Respondent Number	Score
1.	Student 001	25
2.	Student 002	30
3.	Student 003	15
4.	Student 004	20
5.	Student 005	15
6.	Student 006	25
7.	Student 007	20
8.	Student 008	25
9.	Student 009	10
10.	Student 010	30
11.	Student 011	30
12.	Student 012	25
Average		22.5

Source: Primary Data Processing

Based on the result of pre-test analysis in the table above, it had been found that the total score of the test ranges from one (1) to twelve (12). The highest total score was

achieved by students 002, 010, 011 with thirtieth (30) total score. On the other hand, the lowest total score was achieved by students 009 with ten (10) total score. However the overall students achieved 22.5 as the average score for their reading skills which means that the quality of the students' reading skills is poor before giving treatments.

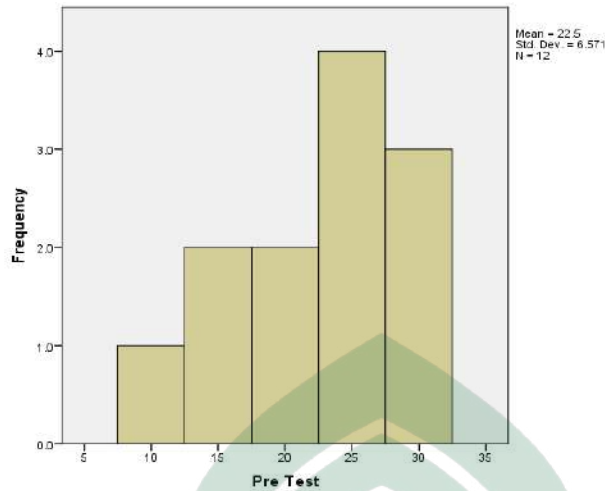
The pre-test was also processed and analyzed by using SPSS which had eventually resulted in the following pre-test description:

Statistics		
Pre Test		
N	Valid	12
	Missing	0
Mean		22.50
Std. Error of Mean		1.897
Median		25.00
Std. Deviation		6.571
Variance		43.182
Minimum		10
Maximum		30

The description of the pre-test data analysis could also be illustrated by taking a look at the statistical histogram which was processed by using SPSS.



Figure 2: Pre-Test Score Distribution and Frequency



b. The Result of Post-Test

The way of explaining the activities of the post-test was similar to the pre-test. The post-test was given to twelve (12) students after teaching the students using the Jigsaw Technique that is on March 18, 2021 in the nine grade of MTs Al-Hidayah Lemoa. The test still employed multiple choices with the same researcher who tested and scored the twelve students in the pre-test. The highest classification in this post-test is very good classification and the lowest classification is very poor classification. The analysis of result could be indicated in the following table:

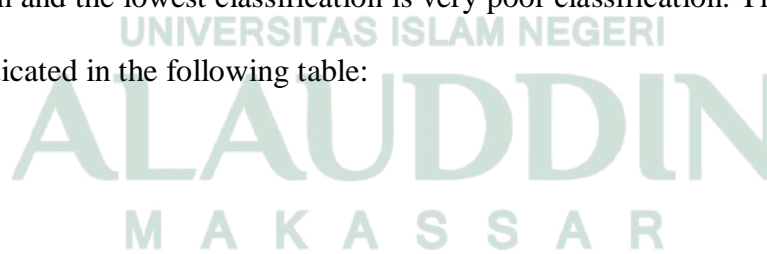


Table 3: The result of post-test

No	Respondent Number	Score
1.	Student 001	50
2.	Student 002	85
3.	Student 003	75
4.	Student 004	60
5.	Student 005	40
6.	Student 006	50
7.	Student 007	55
8.	Student 008	50
9.	Student 009	75
10.	Student 010	80
11.	Student 011	85
12.	Student 012	65
Average		64.16

Source: Primary Data Processing

Based on the result of post-test analysis in the table above, it had been found that the total score of this test ranges from one (1) to twelve (12). Two student (R.002 and R.011) achieved 85 score as the maximum score and another student (R.005) gained 40 score as the minimum score achieved by the students in this post-test. As a conclusion, the result of the post test score analysis indicated that the students had achieved 64.16 as the average score in the post-test which meant that the quality of the students reading skills after getting treatment using jigsaw technique was good.

The post-test was also processed and analyzed by using SPSS and the result of the analysis could be illustrated in the following statistical description:

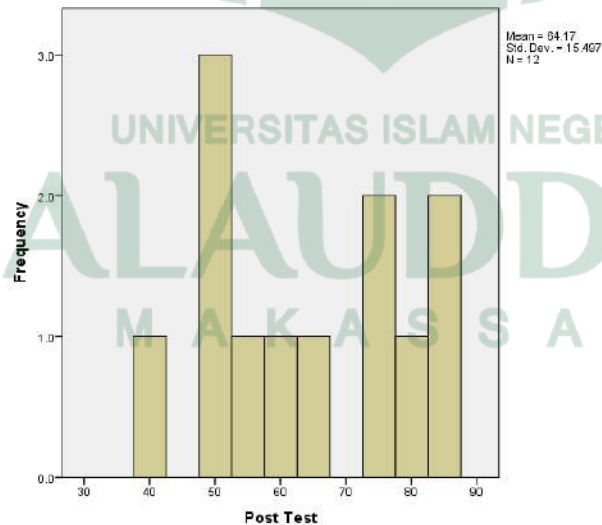
Statistics

Post Test

N	Valid	12
	Missing	0
Mean		64.17
Std. Error of Mean		4.474
Median		62.50
Std. Deviation		15.497
Variance		240.152
Minimum		40
Maximum		85

The description of the post-test data analysis might also be illustrated by taking a look at the statistical histogram which was processed by using SPSS.

Figure 3: Post-Test Score Distribution and Frequency



c. The Overall Result of Pre-Test and Post-Test

It had previously been stated that the pre-test and post-test were used to measure knowledge gained from participating in a treatments using the Jigsaw technique. The pre-test is a set of questions given to the participants before the treatment begins in order to determine their knowledge level of the course content. After the completion of the course, participants were given a post-test to answer the same set of question. Comparing participants' post-test scores to their pretest scores enables us to see whether the treatment was successful in developing participants' reading skills. The comparison of the gain scores between pre-test and post-test could be illustrated as follows:

Table 4: The classification of the result in pre-test and post-test

No	Respondent Number	Pre-Test	Post-Test
1.	001	25	50
2.	002	30	85
3.	003	15	75
4.	004	20	60
5.	005	15	40
6.	006	25	50
7.	007	20	55
8.	008	25	50
9.	009	10	75
10.	010	30	80
11.	011	30	85
12.	012	25	65
Average		22.5	64.16
Description		Poor	Good

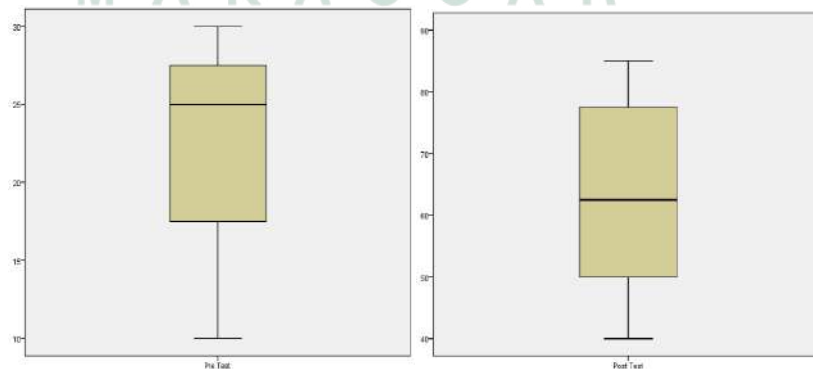
Source: Data Primary Processing

The table showed that significant improvement took place in the students gained score before and after treatment. It means that the students got improvement in their reading skills after learning by using jigsaw technique in this study. The improvement could be measured by taking a look at the minimum and maximum score in the pre-test and post-test in which ten (10) is the minimum score in the pre-test while forty (40) is the minimum

score in the post test. Besides, thirtieth (30) is the maximum score in the pre-test, while eighty-five (85) is the maximum score in the post-test. In addition, the students' progress in learning might also be measured by comparing the students' gained score in pre-test 22.5 and the students' gained score in post-test 64.16. If the two gain score were taken into account the students' reading quality before and after treatment, we might then state that the quality of the students' reading skills increased from poor to good.

Based on the explanation above, there was to improve in students reading skill from pre-test to post-test by implementing the jigsaw technique. It is the same finding from Maya Indriyani (2014) found that jigsaw technique in teaching narrative text is effective to solve student's problems about English reading. Teaching narrative text using jigsaw technique made students be more activated, interested to participate actively and enjoy in group activities. They have the responsibility to explain what they get to their friends. Jigsaw technique may become the alternative technique to teach narrative text because it can be makes students are more motivated to comprehend the material.

The data in the table above were also processed and analyzed by using SPSS which result in the presentation of box plots. The box plots enable us to see the significant improvement of the students' reading skill before (pre-test) and after treatment (post-test).



d. Assumption Test

Before testing this research hypothesis, it is necessary to test the sample distribution to find out whether the sample is normal or non-normal (Yassi,2018:p.191). This test is commonly known as normality test. According to Kaharuddin (2018), the normality tests are aimed at testing all hypothesis tests which test a null against alternative hypothesis. The result of normality tests deals with the statements of hypothesis test namely:

Ho = the null hypothesis.

The sample has normal distribution when significant value is greater than 0,05 (sig > 0,05)

H1 = the alternative hypothesis

The sample is not normally distributed when significant value is less than 0.05 (sig < 0,05).

In this research, the data normality test post-test could be seen as follows:

Table 5: One-Sample Kolmogorov-Smirnov Test

	Pre Test	Post Test
N	12	12
Normal Parameters ^{a,b}	Mean	22.50
	Std. Deviation	6.571
Most Extreme Differences	Absolute	.232
	Positive	.127
	Negative	-.232
Test Statistic	.232	.174
Asymp. Sig. (2-tailed)	.075	.200

a. Test distribution is Normal.

b. Calculated from data.

c. Lilliefors Significance Correction.

d. This is a lower bound of the true significance.

From the table 5, we can obviously see that:

Significant value of pre-test = $0.075 > 0.05$. It means that there isn't enough evidence to reject the null hypothesis and we can only assume the sample is normally distributed.

Significant value of post-test = $0.200 > 0.05$. It means that the sample is also normally distributed.

e. Paired Sample T-Test

After finding out that the samples of the pre-test and post-test, the implication of the jigsaw technique on the students' reading skills were tested through the following hypothesis namely:

H_0 = The null hypothesis

The students who learn English through jigsaw technique of reading course one do not get improvement in their reading skills with *p-value* at $\alpha = 0.05$ (The treatment has no significant influence on the students reading skills)

H_1 = The alternative hypothesis

The students who learn English through jigsaw technique of reading course one get improvement in their reading skills with *p-value* at $\alpha = 0.05$ (The treatment has significant influence on the students reading skills).

In order to test the hypothesis, the independent t-test which was used told us whether we should accept or reject our null hypothesis

Table 6 : Paired Samples Test

	Paired Differences					T	Df	Sig.(2-tailed)
	Mean	Std. Deviation	Std. Error Mean	95% Confidence Interval of the Difference				
				Lower	Upper			
Pair 1 Post Test-PreTest	41,667	14,975	4,323	51,181	32,152	9,639	11	.000

Regarding to the table above, it was found out that SPSS output for one sample t-test = 9.639 and Sig. (2-tailed) = 0,000 < 0,05. This implied that the treatment had significant main effect on the students' reading skills achievement. The null (Ho) is therefore rejected and the alternative hypothesis (H1) is accepted. Therefore, it could be concluded that there was significant difference between Pre-Test and Post-Test learning outcomes from the experimental class after the treatment, which means that Jigsaw technique had given effect on students' reading skills in reading English text.

D. Jigsaw Based Technique Teaching Materials in Improving the Students' Skill in Reading English Text

The second objective of this research was to find out to what extent jigsaw technique affect to improve the students' reading skills in English text. As the way to answer and to find out this objective, the researcher used questionnaire as the instrument. The questionnaire was adopted from Yassi and Kaharuddin (2018) who explained that the main purpose of giving the questionnaires is to review the advantages of implementing the

instructional materials. In this step, the researcher went to provide an explanation several aspects in teaching materials that have a positive influence in improving students' reading skills. The aspects of the materials, such as content, the method in teaching, activities and task given to the students'.

a. Content

According to Kaharuddin (2018) content refers to the subject or topics covered in the teaching materials to evaluate the effectiveness of teaching materials content.

b. Method in teaching materials

Method in teaching materials refers to the technique used in the learning process.

c. Activities

Activities refer to opportunities given to encourage the students' participation in the attainment of knowledge by gathering information and processing it by doing tasks and test in the classroom (Kaharuddin 2018).

d. Task given in the Teaching Materials

Task given in the Teaching Materials refer to instruments or media which are added to support and improve teaching activities.

To evaluate those things, the students were required to fill in the given questionnaires by selecting one of seven optional categories i.e:

- 1 = strongly disagree
- 2 = disagree
- 3 = slightly disagree
- 4 = neutral
- 5 = slightly agree
- 6 = agree
- 7 = strongly agree

Those parts could be described in the following tables:

Table 7: The Students Response to The Teaching Materials' Content

No.	Statement	Frequency (Scale)						
		7	6	5	4	3	2	1
1.	The materials cover a variety of topics and situations appropriate to the students' level and needs especially in reading narrative text.	0%	4 33.33%	2 16.66%	6 50%	0%	0%	0%
2.	The material and topics are relevant to the students.	0%	8 66.66%	4 33.33%	0%	0%	0%	0%
3.	Narrative text can make the students to learn moral values in life.	0%	9 75%	3 25%	0%	0%	0%	0%
4.	The materials give students an opportunity to practice more in reading narrative text.	6 50%	6 50%	0%	0%	0%	0%	0%
5.	The materials can add the students vocabulary especially in reading narrative text.	3 25%	4 33.33%	5 41.66%	0%	0%	0%	0%

Source: Primary Data Processing

Based on the table 8, it was found that four out of twelve students (33.33%) agreed that the teaching materials cover a variety of topics and situation that are appropriate to their level

and needs especially in reading narrative text. In addition, two out of twelve students (16.66) selected “neutral” options.

With regard to the positive attitude, one respondent also provided their opinions about the content of teaching materials as follow:

R.003: *“Menurut saya, dalam mempelajari materi narrative text ini, saya banyak mengetahui tentang nilai-nilai moral yang terkandung dalam kehidupan sehari-hari. Terutama dalam bersikap terhadap orang yang lebih tua di banding saya.”*

“In my opinion, in studying this narrative text, I know a lot about the moral values contained in everyday life. Especially in attitude towards people who are older than me”

R.002: *“Menurut saya, topik yang digunakan sangat menarik dalam mempelajari teks bahasa inggris dan melalui topik yang digunakan peneliti, saya sudah mengetahui beberapa kosakata dalam bahasa inggris”*

“In my opinion, the topics used are very interesting in studying English texts and through the topics used by the researchers, I know some vocabulary in English”.

It is the same opinion from Metzler (2011) who said that content is one of the key actions in the teaching-learning process. It establishes what is taught in class and represents an initial control over the learning context.

Therefore, we could say that the students’ attitude towards the teaching materials’ contents was positive. This statement was drawn up based on the results of the data analysis as described above.

Except for that, it was also essential to see the students' responses to the method in the teaching materials. The students' reactions to the method of the teaching materials would be described in the table below:

Table 8: The Students Response to the Method in the Teaching Materials After Treatment

No.	Statement	Frequency (Scale)						
		7	6	5	4	3	2	1
1.	Reading skills are practiced by using jigsaw technique during the lesson narrative text.	4 33.33%	8 66.66%	0% 0%	0% 0%	0% 0%	0% 0%	0% 0%
2.	Using jigsaw technique is easy to generate your idea especially in reading narrative text.	0% 0%	12 100%	0% 0%	0% 0%	0% 0%	0% 0%	0% 0%
3.	The students are interest in learning reading narrative text with jigsaw technique.	8 66.66%	4 33.33%	0% 0%	0% 0%	0% 0%	0% 0%	0% 0%
4.	Using jigsaw technique in learning narrative text is enjoyable	0% 0%	4 33.33%	8 66.66%	0% 0%	0% 0%	0% 0%	0% 0%
5.	Using jigsaw technique is easy to classify the identification narrative text.	5 41.66%	7 58.33%	0% 0%	0% 0%	0% 0%	0% 0%	0% 0%

Source: Primary Data Processing

Based on the table 10, it was obviously seen that the attitude of the entire students (100%) towards the method given in the teaching materials of this study was positive. They believed that the method in reading skills were practiced by using jigsaw technique during the lesson narrative text in which eight out of twelve students (66.66%) 'agree' and four out of twelve students (33.33%) 'strongly agree' with the statement.

The method was considered as a very interesting method to the students as stated by one of the respondents:

R.003: *“Dengan menggunakan tehnik jigsaw dalam pembelajaran Bahasa inggris terutama dalam membaca, itu sangat membantu saya untuk lebih mudah memahami apa-apa yang terkandung dalam teks tersebut.”*

“By using the jigsaw technique in learning English, especially in reading, it really helped me to more easily understand what was contained in the text.”

R.010: *“Melalui tehnik jigsaw, saya semakin tertarik belajar text bahasa inggris terutama dalam reading.”*

“Through the jigsaw technique, I am more and more interested in learning English text, especially in reading”

It is the same opinion from Restu Widoyoko (2011) who said that the use Jigsaw technique is good to improve the students' reading comprehension ability. The students are forced to understand the whole content of the text. The students are forced to analyze the specific information, the purpose, the topic, and the main idea.



The next discussion was to find out the students' responses to the activities in the teaching materials after treatment. The Detailed information would be given in the following table:

Table 9: The Students Response to The Activities in The Teaching Materials After Treatment

No.	Statement	Frequency (Scale)						
		7	6	5	4	3	2	1
1.	The activities are interesting.	10 83.33%	2 16.66%	0%	0%	0%	0%	0%
2.	The activities, tasks are aimed at developing your skill in reading narrative text.	5 41.66%	7 58.33%	0%	0%	0%	0%	0%
3.	The situations in reading activities are appropriate to the topic.	4 33.33%	6 50%	2 16.66%	0%	0%	0%	0%
4.	The activities focus on reading narrative text.	10 83.33%	2 16.66%	0%	0%	0%	0%	0%
5.	The instructions for the activities are simple and clear.	9 75%	3 25%	0%	0%	0%	0%	0%

Source: Primary Data Processing

As shown on the table 11, it was obviously seen that the attitude of the entire students (100%) towards the activities in teaching material using jigsaw technique of this study was positive. They were interesting to them in which ten out of twelve students (83.33%) strongly agree and two out of twelve students (16.66%) agree with the statement.

The learning activities like practice and game were considered as a very interesting technique to the students as stated by one of the respondents:

R.003: *“Menurut saya, kegiatan-kegiatan belajar yang diajarkan dalam reading ini sangat menarik dan sangat membantu dalam memperbaiki pengucapan saya dalam teks bahasa inggris. Selain itu, saya juga sudah bisa membaca text Bahasa inggris dengan baik.”*

“In my opinion, the learning activities taught in reading are very interesting and very helpful in improving my pronunciation in English texts. In addition, I can also read English text well.”

R.007: *“Saya rasa, aktivitas pembelajaran yang diajarkan berfokus pada reading narrative text dan saya senang dengan kegiatan ini karena saya bisa berkomunikasi dengan baik dalam hal pembelajaran dengna teman saya. Dari yang tidak mengerti menjadi mengerti.”*

“I think the learning activities taught are focused on reading narrative text and I am happy with this activity because I can communicate well in terms of learning with my friends. From not understanding to understanding”

According to Sardiman (2006) activities are principle or expectation that are very important in teaching and learning interactions.

The next was to see the students’ responses to the task given in teaching materials. The data analysis used to describe the thing would be found out in the following table:

Table 10: The Students Response to The Task Given in Teaching Materials After Treatment

No.	Statement	Frequency (Scale)						
		7	6	5	4	3	2	1
1.	The students can answer the question in narrative task correctly.	6 50%	6 50%	0 0%	0 0%	0 0%	0 0%	0 0%
2.	The students can finish their task in short time especially in reading narrative text.	10 83.33%	2 16.66%	0 0%	0 0%	0 0%	0 0%	0 0%

Source: Primary Data Processing

Referring to the data presented above, we saw that the entire students in this section (100%) thought that the teaching materials implemented in the classroom provided the students could answer the question in reading narrative text correctly in which six out of twelve students (50%) strongly agree and six out of twelve students (50%) agree with the statement, as well as source the students could finish their task in short time especially in reading narrative text.

As for the students to the task given in teaching materials was positive. One of the student comments:

R.003: *“Menurut pendapat saya, dalam menyelesaikan tugas dalam pembelajaran Bahasa Inggris terutama dalam reading, biasanya memerlukan waktu yang panjang. Karena dalam menyelesaikan tugas Bahasa Inggris diperlukan memiliki pengetahuan kosakata, dan berpengalaman dengan teks. Akan tetapi, ketika saya belajar Bahasa Inggris terutama dalam reading dengan menggunakan tehnik jigsaw saya bisa menyelesaikan tugas saya dengan waktu yang singkat karena sudah ada sedikit pengetahuan kosakata yang saya miliki .”*

“In my opinion, completing assignments in learning English, especially in reading, usually takes a long time. Because in completing English assignments, it is necessary to have vocabulary knowledge, and experience with texts. However, when I learn English, especially in reading using the jigsaw technique, I can complete my assignments in a short time because I already have a knowledge of vocabulary.”

R.004: *” Setelah saya belajar dengan materi yang diberikan, saya merasa bahwa saya sdah bisa menjawab soal bahasa Inggris dengan baik.”*

“After I studied with the material given, I felt that I could answer English questions well”

According to Werkanis (2005) said that task given can stimulate students' to be more active in learning and can develop students' independently.

In this research, based on the table above, there are four factors the researcher found that during teaching learning process such as content, method, activities and task given to the students. However, the most influential factors in learning reading narrative text is the method in teaching materials, which is found in the statement using jigsaw technique is easy to generate your idea especially in reading narrative text. Where, twelve out twelve students (100%) agree with the statement.

Based on the data obtained from the implementation of jigsaw technique in teaching reading, it could be concluded by using jigsaw technique the students were able to help their friends who did not understand about the text. Moreover, the students' are easy to catch main idea, vocabulary, language features, and generic structure because they have to share each other from what they have.

As a conclusion, the result of analysis showed that jigsaw technique could be applied to improve the students' reading skill. Therefore, based on the improvement of students' reading score, the jigsaw technique was done successfully to help students of Nine Grade at MTs Al-Hidayah Lemoa to improve their reading skill.



CHAPTER V

CONCLUSION AND SUGGESTION

This chapter presented the conclusion as well as suggestion related to this research. Suggestion and conclusion were taken based on the findings in this research.

A. Conclusion

Based on the result of the data analysis, research finding and discussion in the previous chapter, the researcher concluded that:

Teaching reading skill especially narrative text by using jigsaw technique at the ninth grade students of MTs Al-Hidayah Lemoa was effective. It was proved that improvement score from the pre-test and post-test. The student' average score of pre-test was only 30, and after giving treatment, the students' average score of post-test is improvement to 85. The students of MTs Al-Hidayah Lemoa have positive responses toward the using of jigsaw technique in teaching narrative text. This was proved by the percentages of the students' response through the use of jigsaw technique.

B. Suggestion

In relation to the conclusion above, the researcher would like to suggest the following points:

1. For the English teachers, they can use jigsaw technique as an alternative technique in teaching reading because the students can generate and organize ideas directly before they begin reading.
2. For the next researchers who have similar problems in teaching reading, to continue this research in order to the next research will be more useful both students and teachers in learning English reading by using jigsaw technique.

3. The future researchers are also suggested to conduct a similar study on the other skill likes listening, writing, and speaking at other level of students for the improvement of teaching English.



BIBLIOGRAPHY

- Adam Francis Hull. 2013. *Using Jigsaw Technique as an effective Way of Promoting Cooperative Learning Among Primary Six Pupil in Finjai*. International Journal and Practice.
- A, Kaharuddin. 2018. *Using Needs Analysis to Develop English Teaching Material in Initial Speaking Skills for Indonesian Collage Students of English*. The Turkish Online Journal Design Art and Communication TOJDAC.
- A, Kaharuddin. 2018. *Syllabus Design for English Language Teaching*. Trust Media publishing.
- A.M. Sardiman. 2006. *Interaksi dan Motivasi Belajar Mengajar*. Jakarta: PT.Raja Grafindo Persada
- Bahar, A. Kaharuddin and Ismail Latif. *Society-Based English Community (SOBAT): EFL Learners' Strategy in Learning and Practicing English Outside The Walls*. Journal Ilmu Budaya. 2019.
- Indah Almini. 2019. *Task-Based Language Teaching (TBLT) in the classroom : An Effort to Develop Students' Skills in Writing Descriptive Text in Second Grade of MA Madani Alauddin*. Universitas Islam Negeri Alauddin Makassar.
- Andriani Deswinda. 2014. *Comparing the Effectiveness of Using Jigsaw Technique and Students Team Achievement Divisions Technique in Enhancing Students' Reading Comprehension*. Universitas Islam Negeri Syarif Hidayatullah Jakarta.
- Asteti Hilda. 2017. *The Effectiveness of Jigsaw Technique in Teaching Reading Of Recount Text*. Universitas Islam Negeri Syarif Hidayatullah.
- Bolukbas Fatma. 2011. *The Effectiveness of Cooperative Learning on Reading Comprehension Skills in Turkish as a Foreign Language*. The Turkish Online Journal of Educational Technology, 10.
- Braun, V., & Clarke, V. *Using thematic analysis in psychology*. Qualitative research in psychology. 2006.

- Brown, H. Douglas. 2007. *Teaching by Principle an Interactive Approach to Language Pedagogy*. Second Edition. New York Longman.
- Brown Douglas. 2003. *Language Assessment Principles and Classroom Practices*. Pearson Longman.
- Brown, H Douglas. 2004. *Principle of Language Learning and Teaching in Reading*. British: The Macmillan Press Ltd.
- Charles Alderson. 2000. *Assessing Reading*. Cambridge: Cambridge University Press.
- Darmawan Budi. 2013. *The Effet of Using Jigsaw Strategy Towards Reading Comprehension of the Second Years Students at MTs Parguruan Islam Sungai Segajah of Rokan Hilir Regency*. UIN Sultan Syarif Kasim Riau Pekanbaru.
- Diken Emine Hatun. 2017. *The Effects of Jigsaw Technique Based on Cooperative Learning on Prospective Science Teachers' Science Process Skill*. Journal of Education and Practice. Kafkas University. Turkey.
- E. Mills, G., & R. Gay, L. (2016). *Educational Research: Competencies for Analysis and Applications*. (J. W. Johnson, Ed.) (Eleventh E). Pearson.
- Endang, Fauzati. 2010. *Teaching English as a Foreign Language*. Surakarta: Era Pustaka Utama.
- E. Susan and Gerald Duffy. (2009). *Handbook of Research on Reading Comprehension*. New York: Routledge.
- Foddy William. 1993. *Constructing Question for Interviews and Questionnaire*. Cambridge: University Press.
- Indriyani Maya. 2014. *The Effectiveness Of Using Jigsaw Technique in Teaching Narrative Text*. Universitas Islam Negeri Syarif Hidayatullah.
- John W, Creswell. 2012. *Educational Research: Planning, Conducting, and Evaluating Quantitative and Qualitative Research, 4th Edition*. Reprinted by Permission of Pearson Education, Inc, Upper Saddle River. NJ.

- K. Ecklund Britt, Kathryn. 2008. *Improving Reading Achievement Through Increased Motivation, Specific Skill Enhancement, And Practice Time For Elementary Students*. Saint Xavier University & Pearson Achievement Solutions, Inc. Field-Based Master's Program Chicago, Illinois.
- Klingner, Janette K. 2007. *Teaching Reading Comprehension to Students with Learning Difficulties*. London: The Guilford Press.
- Metzler, M. (2005). *Instructional Models for Physical Education (2nd ed.)*. Scottsdale, AZ: Holcomb Hathway.
- Mikulecky, B. and Jeffries, L. 1990. *Basic Reading Power*. USA: Pearson Education, Inc.
- Mikulecky, Beatrice. 1990. *A Short Course in Teaching Reading Skills*. New York: Addison Wesley publishing company.
- Nurul Megasari. 2011. *The Effectiveness of Jigsaw Technique in Improving Students Reading Comprehension at The Eight Grade of SMP Islam Parung*. UIN Syarif Hidayatullah.
- Pang, Elizabeth S., Muaka, Angaluk, Bernhardt, Elizabeth B., and Kamil Michael L. 2003. *Teaching Reading*. Brussel : The International Academy of Education (IAE).
- Parwowibowo Yunus. 2015. *Using Jigsaw Technique To Improve The Reading Comprehension Of Class Vii C Students Of SMPN 2 Depok In The Academic Year Of 2013/2014* . Universitas Negeri Yogyakarta.
- Perfetti, Charles & Adlof, Suzanne M. 2012. *Reading Comprehension: A Conceptual Framework from Word Meaning to Text Meaning* (Pp 3-20). In Sabatini, John, P at al. (Eds), *Measuring Up: Advances on How to Assess Reading Ability*. Tornbury: Library of Congress Cataloging.
- Purnawan, Ari. 2008. *Planning an English Lesson*. Makalah Pelatihan Penyusunan Rpp untuk Guru-guru Bahasa Inggris Madrasah/Sekolah Menengah Kabupaten Bantul.
- Sharan B. Merriam. 2009. *Qualitative Research (A Guide to Design and Implementation)*. Jossey-Bass. 989 Market Street, San Francisco.

- Sofyan Fadhil. 2019. *Improving Reading Skill Using Jigsaw*. Professional Journal of English Education, 2(5).
- Suhardi Didi dan Neneng khaerunnisa. 2017. *The Effectiveness of Jigsaw in Improving Students Reading Comprehension*. Journal of English Education, 5(1), 1-12.
- Sugiyono. (2017). *Metode penelitian pendidikan*. Bandung.
- Titi Rahajeng. 2013. *Using Jigsaw Technique For Improving Reading Skills Of The Tenth Grade Students Of Sman I Parakan*. Universitas Negeri Yogyakarta.
- Ulla Sachibul. 2017. *The Use Of Jigsaw Method To Improve The Students' Readig Comprehension Of Narrative Text Of The Eighth Grade Students Of Mts Tarqiatul Himmah Pabelan Semarang District In The Academic Year 2016/201*. IAIN Salatiga.
- Yulianawati Puput. 2019. *The Effect Of Jigsaw Method On The Students' Reading Comprehension Viewed From Students' Creativity*. Universitas Muhammadiyah Surakarta.





Lesson Plan

LESSON PLAN

- A. Subject** : Reading Narrative Text
B. Unit : One
C. Topic : Fairy Tale (Red Riding Hood)
D. Time : 90 minutes

E. Course Description

This course prepare the students to be able to understand English narrative text about fairy tale (red riding hood) correctly by following generic structure and language feature.

F. Course Objective

After completing the course, the students are able:

1. To understand English narrative text about fairy tale (red riding hood) correctly by following the generic structure which contains orientation, complication, resolution, and re-orientation.
2. To understand English narrative text about fairy tale (red riding hood) correctly by following language features which contains specific noun as pronoun of person, using past tense, using action verb, using time connectives and conjunction, and using adverbs of time.

G. Material and Equipments

Hand out

H. Procedure/activities : (60 minutes)

1. Pre-teaching
 - a. The teacher explains to the students about narrative text include the kinds of narrative text, generic structure and language features.
 - b. The teacher gives an example of narrative text about fairy tale.
2. While-teaching
 - a. The teacher present jigsaw technique.
 - b. The teacher explains the definition of jigsaw technique.
 - c. The teacher explains the procedure of jigsaw technique.
 - d. The teacher divides the student some groups.
 - e. The teacher appoints one student from each group as the leader.
 - f. The teacher divides the material to the students.
 - g. The teacher asks the students to read the material.
 - h. The teacher asks the group leader to form a group and discuss together.

- i. The teacher asks the group leader return to their home group and take turn leading discussion.
3. Post-teaching
 - a. The teacher asks the students to provide a handout.
 - b. The teacher implements jigsaw technique to the students.
 - c. The teacher asks the student to describe the contents of the story based on a generic structure and language features.

I. Evaluation (25 minutes)

To determine whether the objectives of this course have been accomplished, the teacher gives several questions for the students about the topic that they have discussed.

J. Extra-Class Work (5 minutes)

The teacher gives the students extra-class work to do at home in the form to describe the contents of the story based on a generic structure and language features.



LESSON PLAN

A. Subject : Reading Narrative Text

B. Unit : Two

C. Topic : Fairy Tale (Pinocchio)

D. Time : 90 minutes

E. Course Description

This course prepare the students to be able to understand English narrative text about fairy tale (Pinocchio) correctly by following generic structure and language feature.

F. Course Objective

After completing the course, the students are able:

1. To understand English narrative text about fairy tale (Pinocchio) correctly by following the generic structure which contains orientation, complication, resolution, and re-orientation.
2. To understand English narrative text about fairy tale (Pinocchio) correctly by following language features which contains specific noun as pronoun of person, using past tense, using action verb, using time connectives and conjunction, and using adverbs of time.

G. Material and Equipments

Hand out

H. Procedure/activities: (60 minutes)

1. Pre-teaching
 - a. The teacher explains to the students about narrative text include the kinds of narrative text, generic structure and language features.
 - b. The teacher gives an example of narrative text about Pinocchio.
2. While-teaching
 - a. The teacher present jigsaw technique.
 - b. The teacher explains the definition of jigsaw technique.
 - c. The teacher explains the procedure of jigsaw technique.
 - d. The teacher divides the student some groups.
 - e. The teacher appoints one student from each group as the leader.
 - f. The teacher divides the material to the students.
 - g. The teacher asks the students to read the material.
 - h. The teacher asks the group leader to form a group and discuss together.
 - i. The teacher asks the group leader return to their home group and take turn leading discussion.

3. Post-teaching

- a. The teacher asks the students to provide a handout.
- b. The teacher implements jigsaw technique to the students.
- c. The teacher asks the student to describe the contents of the story based on a generic structure and language features.

I. Evaluation (25 minutes)

To determine whether the objectives of this course have been accomplished, the teacher gives a game called “a creative story” for the students by following the procedure:

- a. The teacher will read back the stories the students have read. And then, the students write down continuation of the story.

J. Extra-Class Work (5 minutes)

The teacher gives the students extra-class work to do at home in the form of fill in the blank exercise about narrative text.



LESSON PLAN

A. Subject : Reading Narrative Text

B. Unit : Three

C. Topic : Fairy Tale (Rapunzel)

D. Time : 90 minutes

E. Course Description

This course prepare the students to be able to understand English narrative text about fairy tale (Rapunzel) correctly by following generic structure and language feature.

F. Course Objective

After completing the course, the students are able:

1. To understand English narrative text about fairy tale (Rapunzel) correctly by following the generic structure which contains orientation, complication, resolution, and re-orientation.
2. To understand English narrative text about fairy tale (Rapunzel) correctly by following language features which contains specific noun as pronoun of person, using past tense, using action verb, using time connectives and conjunction, and using adverbs of time.

G. Material and Equipments

Hand out

H. Procedure/activities: (60 minutes)

1. Pre-teaching

- a. The teacher explains to the students about narrative text include the kinds of narrative text, generic structure and language features.
- b. The teacher gives an example of narrative text about rapunzel.

2. While-teaching

- a. The teacher present jigsaw technique.
- b. The teacher explains the definition of jigsaw technique.
- c. The teacher explains the procedure of jigsaw technique.
- d. The teacher divides the student some groups.
- e. The teacher appoints one student from each group as the leader.
- f. The teacher divides the material to the students.
- g. The teacher asks the students to read the material.
- h. The teacher asks the group leader to form a group and discuss together.
- i. The teacher asks the group leader return to their home group and take turn leading discussion.

3. Post-teaching

- a. The teacher asks the students to provide a handout.
- b. The teacher asks the student to describe the contents of the story based on a


generic structure and language features.

I. Evaluation (25 minutes)

To determine whether the objectives of this course have been accomplished, the teacher gives several sentences to state true/false based on the passage.

J. Extra-Class Work (5 minutes)

The teacher gives the students extra-class work to do at home. The teacher asks the students to search the story of narrative text especially fairy tale and describe the contents of the story based on a generic structure and language features.




Teaching Material of the Research

UNIT 1: FAIRY TALE (RED RIDING HOOD)

This lesson teaches skill how to understand English narrative text about fairy tale especially red riding hood. Through learning generic structure and language features, the students learn how to understand narrative text by using jigsaw technique.

A. The teacher explains about definition, generic structure and language features of narrative text.

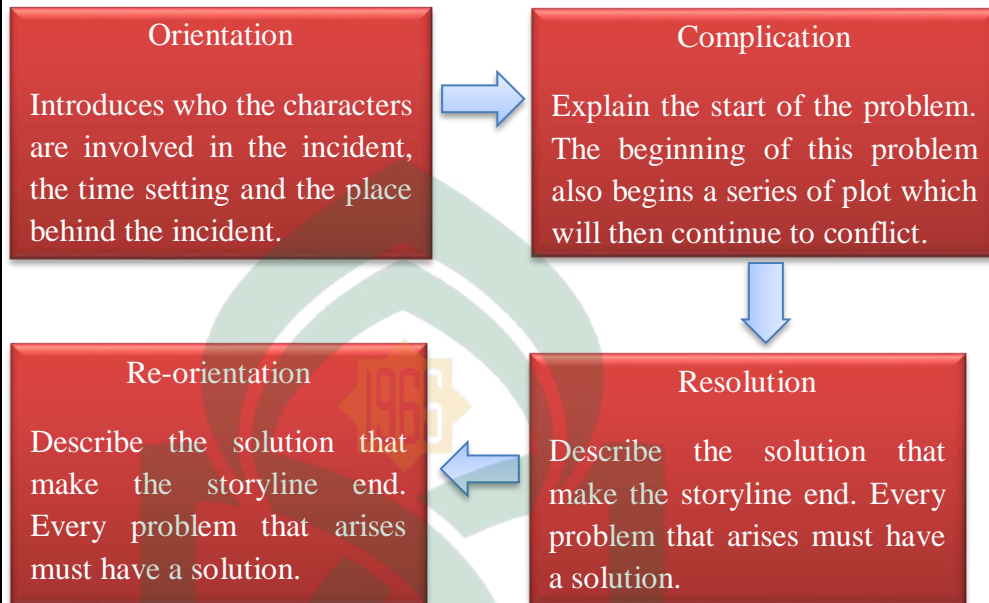
1. The Definition of Narrative Text



Narrative text is the text that explain the series of events and actions that are organized using the time order pattern.

2. Generic Structure and Language Features of Narrative Text

There are four elements in the generic structure of narrative text. Those are orientation, complication, resolution and re-orientation.



There are five points in the language features of narrative text. Those are specific noun as pronoun of person, using past tense, using action verb, using time connectives and conjunction and using adverbs of time.

UNIVERSITAS ISLAM NEGERI
ALAUDDIN
M A K A S S A R

a. Noun as pronoun of person

1. Cinderella
2. Aurora
3. Carla
4. Lucy
5. Gray

b. Using past tense.

Simple past is the basic form of past tense in English, which is used to talk about an action that was completed in the previous time.

The verbal form is:

(+) S + Verb 2 + O

(-) S + Did + Not + Verb 1 + Object

(?) Did + S + Verb 1 + Object

The nominal form is:

(+) S + Was/Were + Noun/Adjective/Adverb

(-) S + Was/Were + Not + Noun/Adjective/Adverb

(?) Was/Were + S + Noun/Adjective/Adverb

c. Using action verb.

- | | |
|-----------|---------|
| 1.Climbed | 1.Gave |
| 2.Turned | 2.Shot |
| 3.Brought | 3.Stole |
| 4.Fought | 4.Swept |

d. Using time connectives and conjunction.

- 1.When
- 2.Then
- 3.Suddenly
- 4.Before

e. Using adverbs of time.

- 1.One time
- 2.Once upon a time
- 3.One day

3. Jigsaw Technique



Jigsaw technique is a technique where in a class, the students divided into some groups with point out the leader of each group. Then, the leader be liable explain the previous material that had been discussed with group members to all leader in group.

a. Example of Jigsaw Technique



- 1) The teacher divides the students some group.
- 2) The teacher appoints one student each group as the leader.
- 3) The teacher divides the material to the students.

- 4) The teacher asks the students to read the material.
- 5) The teacher asks the group leader to form a group and discuss together.
- 6) The teacher ask the group leader return to their home group and take turn leading discussion.

b. Example of narrative text about red riding hood

Red Riding Hood

Once upon a time there was a little girl who lived in a village. Whenever she went out, the little girl wore a red riding cloak. One morning, little red riding hood asked her mother if she could go to visit her grandmother as it had been awhile since they'd seen each other. "that's good idea," her mother said. So she packed a nice basket for little red riding hood to take to her grandmother. "remember, go straight to grandma's house," her mother cautioned. "I'll be careful." said the little red riding hood. But when the little red riding hood noticed some lovely flowers in the forest, she forgot her promise to her mother. So that she didn't notice a dark shadow approaching out of the forest behind her.

Suddenly, the wolf appeared beside her. "what are you doing here, little girl?" the wolf asked in a voice as friendly as he could muster. "I'm on my way to see my grandma who lives through the forest, near the brook," little red riding hood replied. Arrived at grandma's and knocked lightly at the door. "oh thank goodness dear! Come in, come in! I was worried sick that something had happened to you in the forest," said grandma thinking that the knock was her granddaughter. The wolf let himself in and then pocked through granny's wardrobe to find a nightgown that he liked.

A few minutes later, red riding hood knocked on the door. The wolf jumped into bed and pulled the covers over his nose. "Grandmother! What big teeth you have," said little red riding hood her voice quivering slightly. "The better to eat you with, my dear," roared the wolf and he leapt out of the bed and began to chase the little girl. She ran across the room and through the door, shouting, "help! Wolf!" as loudly as she could.

A woodsman nearby heard her cry and ran towards the cottage as fast as he could. He grabbed the wolf and made him spit out the poor grandmother who was a bit frazzled by the whole experience, but still in one piece. “Oh Grandma, I was so scared!” sobbed little red riding hood, I’ll never speak to strangers or dawdle in the forest again.”. “Thank goodness you shouted loud enough for this kind woodsman to hear you!” The woodsman knocked out the wolf and carried him deep into the forest where he wouldn’t bother people any longer. Little red riding hood and her grandmother had a nice lunch and a long chat.

4. The teachers ask the students to provide a hand out.



5. The teacher asks the students to describe the contents of the story based on a generic structure and language features.

UNIVERSITAS ISLAM NEGERI
ALAUDDIN
M A K A S S A R

B. Evaluation

The teacher gives several questions for the students about the topic that they have discussed.

1. What kind of the text above?
2. How many characters in the story?
3. What happened at the forest?
4. What lesson can we learn in the story?
5. Underline all sentences in the text that use adverb of time.



C. Extra-Class Work

The teacher gives the students extra-class work to do at home in the form to describe the contents of the story based on a generic structure and language features.

Sleeping Beauty

There was an empire led by a king and queen. The king led his region with a very wise and prudent. Despite being a king, their life was less happy because they did not have a child. It made the king and queen become sad.

Then one day the queen gave birth to a beautiful little daughter named Princess Aurora. The birth of the little princess made the king and the entire kingdom happy. The king was making a big celebration to welcome his daughter. He invited all the people in the kingdom, including all the fairies that live in the kingdom. The king invited them to ask for their blessing. But the king forgot to invite all the fairies in the kingdom. The fact that there were 13 fairies in kingdom but the king only invited 12 fairies.

When the celebration party was running on, all of the fairies invited by king surrounded the little princess to give a blessing. Suddenly, the 13th fairy who was not invited by the king came. She was very angry and could not accept this humiliation. The 13th fairy cursed her. The 13th fairy said, "When the baby is 16 years old, she will be pricked by a needle and fall asleep for a long time".

Days passed, Princess Aurora grown into a beautiful princess. At the age of 16, the princess entered a small room in her palace. She saw a woman who was sewing. Princess Aurora did not know that the old woman is evil fairy in disguise. She took needle in the hands of women. Then suddenly she was pricked and fell asleep. When Princess Aurora asleep, all people in the kingdom were fell asleep too.

Years passed, Princess Aurora had been asleep for hundreds of years. Until the day came, a prince approached the kingdom. He saw a beautiful princess asleep there. Then the prince kissed princess Aurora. Then the curse was destroyed. The princess woke up from her sleep, as well as those that exist in the palace. Eventually they become lovers and lived happily ever after.

UNIT 2: FAIRY TALE (PINOCCHIO)

This lesson teaches skill how to understand English narrative text about fairy tale especially pinocchio. Through learning generic structure and language features, the students learn how to understand narrative text by using jigsaw technique.

A. The teacher explains about definition, generic structure and language features of narrative text.

B. Example of Jigsaw Technique



- 1) The teacher divides the students some group.
- 2) The teacher appoints one student each group as the leader.
- 3) The teacher divides the material to the students.
- 4) The teacher asks the students to read the material.
- 5) The teacher asks the group leader to form a group and discuss together.
- 6) The teacher ask the group leader return to their home group and take turn leading discussion.

C. Example of narrative text about Pinocchio

Pinocchio

Once upon a time, there was a puppeteer whose name is Geppetto. He eager to have a son very much but his wife passed away several years ago. One day, he got an idea to make a puppet in order not to be lonely again. He made a puppet all day long. Finally, in the morning he had finished his work and he named the puppet Pinocchio. Soon he felt lonely again since Pinocchio couldn't walk or talk by itself. One night, Geppetto prayed to the God to become a real boy. He always thought it on his mind in his dream.

In the next morning, he was surprised that Pinocchio was alive. He taught Pinocchio how to walk, how to read, how to speak and to do other things as human. And then, when Pinocchio has lied, his nose grew longer.

The next morning, Pinocchio was kidnaped by the owner circus. He was so famous because he was a puppet which can talk. Geppetto looked everywhere but he found nothing. When he searched him on the sea, big wave smashed him. He was then in whale's stomach when he awoke. He couldn't find the way to go out.

In the other side, Pinocchio finally could escape out from the circus. He came home Gepetto but nobody was there. At that moment, a dove brought them a message: while Geppetto was looking for Pinocchio everywhere, he was swallowed by a whale and now he was his prisoner. And the Pinocchio said "I want to save him!". Arriving at the sea, he dived and dived till he found his father in the whale's stomach. But how to get out of there? Pinocchio said. So, he lit a fire and the smoke made the whale sneeze so strong that, she opened its mouth.

Pinocchio and Geppetto escaped on the raft, the puppet helped his father to swim in the middle of the weaves. In the end of the story, they went home together and lived happily ever after.

D. The teachers ask the students to provide a hand out.



E. The teacher asks the students to describe the contents of the story based on a generic structure and language features.

Evaluation

The teacher gives a game called “a creative story” for the students by following the procedure:

- a. The teacher will read back the stories the students have read. And then, write down continuation of the story.



Extra-Class Work

The teacher gives the students extra-class work to do at home in the form of fill in the blank exercise about narrative text.

Fill in the blank with suitable answer.

Friends sent were
parents momotaro wood
because the peach

Momotaro

Once upon a time, there lived in Japan a peasant and his wife. Theysad couple because they had no children. They kept praying to their god pleading to give them a child.

While cutting by a stream one day, the man saw a large peach floating on the water. He ran to pick it up. His wife was excited she had never seen such a large peach before. They were about to cut the peach when they heard a voice from inside.

The couples were surprised to do anything. then cracked open, and there was beautiful baby boy inside. The couples were very happy, of course. They named the baby, which meant 'Peach boy'. Momotaro grew up to be a clever, courageous young man. His 'parent' loved him very much.

One day, Momotaro told his that he was going to fight the pirates who always attacked their village. These pirates lived on an island a few kilometers away. Momotaro's mother packed his food, and his father gave him a sword. Having blessed Momotaro, theyhim of or his journey.

Sailing on his boat, Momotaro met an eagle going in the same direction. They became good, soon, both of them arrived on the island of the Pirates. Momotaro brought home all the goods that pirates had stolen. His parents were proud of him, and they were over joyed at his victory and safe return

UNIT 3: FAIRY TALE (RAPUNZEL)

This lesson teaches skill how to understand English narrative text about fairy tale especially rapunsel. Through learning generic structure and language features, the students learn how to understand narrative text by using jigsaw technique.

A. The teacher explains about definition, generic structure and language features of narrative text.

B. Example of Jigsaw Technique



- 1) The teacher divides the students some group.
- 2) The teacher appoints one student each group as the leader.
- 3) The teacher divides the material to the students.
- 4) The teacher asks the students to read the material.
- 5) The teacher asks the group leader to form a group and discuss together.
- 6) The teacher ask the group leader return to their home group and take turn leading discussion.

Example of narrative text about Rapunzel

Rapunzel

Once upon a time, there lived a poor farmer and his wife. One day, they tried to pick fruit from their neighbour garden. But the neighbour was actually a wicked old wizard. The witch yelled, "How dare you steal in my garden? I'll turn you into a mouse!" the couple wobbled in fear. Finally, the wizard said, "well, I'll let you go. But you have to give your first child." They were so frightened that the couple immediately agreed and run away.

A few years later, a beautiful baby girl was born to a couple of farmer and his wife. Soon, the old wizard came and took the girl away from them and left. The witch named her Rapunzel. Rapunzel grew into a beautiful girl and had long gold hair. Every day, the witch used to come to the foot of the tower and called, "Rapunzel, Rapunzel, get your hair down!" Rapunzel usually lets her long hair fell out of the window, and the witch usually held it and climbed.

One day, a passing prince hid behind trees and watched the witch. As soon as the witch left, the prince also decided to try it. "Rapunzel, Rapunzel, let down your hair!". Then he did what the witch did, he went upstairs to her room. Rapunzel was stunned to see the prince. The prince fell in love with her. They began to secretly meet each day after the witch had left.

One day, Rapunzel said to the witch, "Mom, you are much heavier than my prince!" The witch shouted angrily. She cut Rapunzel's hair and sent her deep into the forest. That day, when the prince came, the witch cursed and cast a spell that made the prince lose sight. The prince, now blind and heartbroken, wanders in the forest.

A few days later, Rapunzel found the prince wounded among the trees. She started to cry to see the condition of her prince. But as tears fell, the prince's wounds miraculously healed, and his eyesight returned. The first thing the prince saw was his lover. They were very happy to see each other again. They went to his kingdom and lived happily ever after, away from the evil witch.

C. The teachers ask the students to provide a hand out.



D. The teacher asks the students to describe the contents of the story based on a generic structure and language features.

Evaluation

The teacher gives several sentences to state true/false based on the passage.

Write True/False Based on the Passage

- | | | |
|--|---|---|
| 1. A good old wizard. | T | F |
| 2. Rapunzel have long gold hair. | T | F |
| 3. Rapunzel usually lets her long hair fell out of the window. | T | F |
| 4. The prince didn't like Rapunzel. | T | F |
| 5. Rapunzel found the prince in the forest | T | F |
| 6. The prince and Rapunzel didn't live happily | T | F |

Extra-Class Work

The teacher gives the students extra-class work to do at home. The teacher asks the students to search the story of narrative text especially fairy tale and describe the contents of the story based on a generic structure and language features.

PRE TEST

Identitas Peneliti

Nama : Rosmiati

Jurusan : Pendidikan Bahasa Inggris

Fakultas : Tarbiyah dan Keguruan

Universitas : UIN Alauddin Makassar

Judul Penelitian : The Effect of Using Jigsaw Technique on the Students Reading Skill at MTs Al-Hidayah Lemoa

Identitas Siswa

Students Number:

Phone Number :

Date/ Day :

Instruction

1. Write your name on your answer sheet
2. Read the question carefully before you answer the questions
3. Answer the easiest question first

Read the following text to answer question number 1-10

Red Riding Hood

Once upon a time there was a little girl who lived in a village. Whenever she went out, the little girl wore a red riding cloak. One morning, little red riding hood asked her mother if she could go to visit her grandmother as it had been awhile since they'd seen each other. "that's good idea," her mother said. So she packed a nice basket for little red riding hood to take to her grandmother. "remember, go straight to grandma's house," her mother cautioned. "I'll be careful." said the little red riding hood. But when the little red riding hood noticed some lovely flowers in the forest, she forgot her promise to her mother. So that she didn't notice a dark shadow approaching out of the forest behind her.

Suddenly, the wolf appeared beside her. "what are you doing here, little girl?" the wolf asked in a voice as friendly as he could muster. "I'm on my way to see my grandma who lives through the forest, near the brook," little red riding hood replied. Arrived at grandma's and knocked lightly at the door. "oh thank goodness dear! Come in, come in! I was worried sick that something had happened to you in the forest," said grandma thinking that the knock was her granddaughter. The wolf let himself in and then poked through granny's wardrobe to find a nightgown that he liked.

A few minutes later, red riding hood knocked on the door. The wolf jumped into bed and pulled the covers over his nose. Grandmother! What big teeth you have," said little red riding hood her voice quivering slightly. "The better to eat you with, my dear," roared the wolf and he leapt out of the bed and began to chase the little girl. She ran across the room and through the door, shouting, "help! Wolf!" as loudly as she could.

A woodsman nearby heard her cry and ran towards the cottage as fast as he could. He grabbed the wolf and made him spit out the poor grandmother who was a bit frazzled by the whole experience, but still in one piece. "Oh Grandma, I was so scared!" sobbed little red riding hood, I'll never speak to strangers or dawdle in the forest again.". "Thank goodness you shouted loud enough for this kind woodsman to hear you!" The woodsman knocked out the wolf and carried him deep into the forest where he wouldn't bother people any longer. Little red riding hood and her grandmother had a nice lunch and a long chat.

1. What is the story about ?
 - a. Red riding hood dead
 - b. Red riding hood life
 - c. The wolf life
 - d. The wolf friendship with red riding hood
2. Where the little red riding hood noticed some lovely flowers?
 - a. In the school
 - b. In the cottage
 - c. In the village
 - d. In the forest
3. Who is talking to red riding hood in the forest?
 - a. Her grandmother
 - b. Her mother
 - c. The wolf
 - d. The woodsman
4. "I was worried sick that something had happened to you..."
The underline the word had opposite meaning with....
 - a. Anxious
 - b. Dispassionate
 - c. Sluggish
 - d. Torpid
5. Based on the text, the supporting character of the story is...
 - a. The woodsman
 - b. The chicken
 - c. The cow
 - d. The lion
6. Who the first arrived at grandma's....
 - a. The wolf
 - b. Red riding hood
 - c. The dog
 - d. Her uncle
7. The organization of the text above is....
 - a. Orientation, complication, resolution
 - b. Orientation, complication, re-orientation
 - c. Orientation, argument, conclusion
 - d. Identification, description

8. The main idea of paragraph four is...
 - a. The woodsman knocked out the wolf
 - b. The wolf dead
 - c. The red riding hood and her grandmother survived from the wolf
 - d. The wolf always go to village
9. The pronoun “she” in line 14 refers to...
 - a. The woodsman
 - b. The grandmother
 - c. Red riding hood
 - d. The wolf
10. Who the first arrived at grandma’s....
 - a. Her uncle
 - b. Red riding hood
 - c. The dog
 - d. The wolf

Read the following text to answer question number 11-20

Sleeping Beauty

There was an empire led by a king and queen. The king led his region with a very wise and prudent. Despite being a king, their life was less happy because they did not have a child. It made the king and queen became sad.

Then one day the queen gave birth to a beautiful little daughter named Princess Aurora. The birth of the little princess made the king and the entire kingdom happy. The king was making a big celebration to welcome his daughter. He invited all the people in the kingdom, including all the fairies that live in the kingdom. The king invited them to ask for their blessing. But the king forgot to invite all the fairies in the kingdom. The facts that there were 13 fairies in kingdom but the king only invited 12 fairies.

When the celebration party was running on, all of the fairies invited by king surrounded the little princess to give a blessing. Suddenly, the 13 fairy who were not invited by the king come. She was very angry and could not accept this humiliation. The 13th fairy cursed her. The 13th fairy said, “When the baby is 16 years old, she will be pricked by a needle and fall asleep for a long time”.

Days passed, Princes aurora grown into a beautiful princess. At the age of 16, the princess entered a small room in her palace. She saw a woman who was sewing. Princess Aurora did not know that the old woman is evil fairy in disguise. She took needle in the hands of women. Then suddenly she was pricked and fell asleep. When Princess Aurora asleep, all people in the kingdom were fell asleep too.

Years passed, Princess Aurora had been asleep for hundreds of years. Until the day came, a prince a approached the kingdom. He saw a beautiful princess asleep there. Then the prince kissed princess aurora. Then the cursed was destroyed. The princess woke up from her sleep, as well as those that exist in the palace. Eventually they become lovers and lived happily ever after.

11. Why the king and the queen life was less happy ?
 - a. Because princes aurora grown into a beautiful princess
 - b. Because they did not have a child The pirate
 - c. Because the 13th fairy who were not invited by the king come
 - d. Because Princess Aurora had been asleep for hundreds of years

12. The following are included in the second paragraph above, except ...
- The king invite the 13th fairy to the her celebration
 - The queen gave birth to a beautiful little daughter
 - the king forgot to invite all the fairies
 - the 13th fairy very angry to the king and queen
13. In fact, how many fairies live in the kingdom?
- 13 fairies
 - 20 fairies
 - 10 fairies
 - 7 fairies
14. What is the best title for the story ?
- The kingdoms life
 - Princess Aurora and her family
 - The king and the queen
 - The Arabia kingdom
15. According to the text, who is the supporting character of the text ?
- The queen of Kingdom
 - The fairies
 - Princess Aurora
 - The king of kingdom
16. One of the following is not included into the orientation of the story...
- The queen and the king
 - The king led his region with a very wise and prudent
 - The queen and the king life was less happy
 - The queen gave birth to a beautiful little daughter
17. When the 13th fairy very angry to the king the queen in kingdom...
- The celebration party
 - The prince kissed princess aurora
 - Princess aurora asleep
 - The queen gave birth to a beautiful little daughter
18. The word "she" in line 13 refers to...
- The three sheiks
 - Princess Aurora
 - The queen
 - The fairy
19. What is the resolution of the story?
- The queen gave birth to a beautiful little daughter
 - The king was making a big celebration
 - Princess Aurora had been asleep for hundreds of years
 - The prince and princess Aurora lived happily ever after.
20. What is the kind of the text ?
- Descriptive
 - Recount
 - Narrative
 - Exposition

POST TEST

Identitas Peneliti

Nama : Rosmiati

Jurusan : Pendidikan Bahasa Inggris

Fakultas : Tarbiyah dan Keguruan

Universitas : UIN Alauddin Makassar

Judul Penelitian : The Effect of Using Jigsaw Technique on the Students Reading Skill at MTs Al-Hidayah Lemoa

Identitas Siswa

Students Number :

Phone Number :

Date/ Day :

Instruction

4. Write your name on your answer sheet
5. Read the question carefully before you answer the questions
6. Answer the easiest question first

Read the following text to answer number 1-10

Pinocchio

Once upon a time, there was a puppeteer whose name is Geppetto. He eager to have a son very much but his wife passed away several years ago. One day, he got an idea to make a puppet in order not to be lonely again. He made a puppet all day long. Finally, in the morning he had finished his work and he named the puppet Pinocchio. Soon he felt lonely again since Pinocchio couldn't walk or talk by itself. One night, Geppetto prayed to the God to become a real boy. He always thought it on his mind in his dream.

In the next morning, he was surprised that Pinocchio was alive. He taught Pinocchio how to walk, how to read, how to speak and to do other things as human. And then, when Pinocchio has lied, his nose grew longer.

The next morning, Pinocchio was kidnaped by the owner circus. He was so famous because he was a puppet which can talk. Geppetto looked everywhere but he found nothing. When he searched him on the sea, big wave smashed him. He was then in whale's stomach when he awoke. He couldn't find the way to go out.

In the other side, Pinocchio finally could escape out from the circus. He came home Gepetto but nobody was there. At that moment, a dove brought them a message: while Geppetto was looking for Pinocchio everywhere, he was swallowed by a whale and now he was his prisoner. And the Pinocchio said "I want to save him!". Arriving at the sea, he dived and dived till he found his father in the whale's stomach. But how to get out of there? Pinocchio said. So, he lit a fire and the smoke made the whale sneeze so strong that, she opened its mouth.

Pinocchio and Geppetto escaped on the raft, the puppet helped his father to swim in the middle of the weaves. In the end of the story, they went home together and lived happily ever after.

1. Based on the text, the writer writes the text in order to.....
 - a. Entertain the reader with the story
 - b. Inform about the while and Pinocchio
 - c. Describe about a Geppetto and pinocchio
 - d. Express her/his opinion about the story
2. How is the ending of the story?
 - a. Tragic
 - b. Painful
 - c. Unpleasant
 - d. Happy
3. What is the main idea of the last paragraph?
 - a. the whale sneeze so strong
 - b. Geppetto prayed to the God to become a real boy
 - c. Geppetto and Pinocchio went home together and lived happily ever after
 - d. Belle and beast stayed in the castle
4. The word "he" in line 5 refers to...
 - a. Geppetto
 - b. Pinocchio
 - c. The while
 - d. The circus
5. Why did Pinocchio dive at the sea?
 - a. Because he want to save Geppetto
 - b. Because he want to eat with Geppetto
 - c. Because Geppetto was become prisoner a whale
 - d. Because Geppetto was swallowed by a whale
6. Who brought a message to Pinocchio that Geppetto was swallowed by a whale?
 - a. A pigeon
 - b. A dove
 - c. A hawk
 - d. A bird
7. What is the text about?
 - a. A whale life
 - b. Pinocchio life
 - c. Circus life
 - d. A puppeteer life
8. What type of text is used by the writer?
 - a. Narrative
 - b. Argumentative
 - c. Descriptive
 - d. Hortatory exposition
9. The communicative purpose of this text is...
 - a. To describe a whale
 - b. To amuse or to entertain the readers
 - c. To tell about our opinion about a Geppetto and Pinocchio
 - d. To persuade the readers to do something

10. In paragraph 1, tells about....
- Tells an orientation
 - Poses a thesis
 - Shows an abstract
 - Gives a general classification

Read the following text to answer number 11-20

Rapunzel

Once upon a time, there lived a poor farmer and his wife. One day, they tried to pick fruit from their neighbour garden. But the neighbour was actually a wicked old wizard. The witch yelled, "How dare you steal in my garden? I'll turn you into a mouse!" the couple wobbled in fear. Finally, the wizard said, "well, I'll let you go. But you have to give your first child." They were so frightened that the couple immediately agreed and run away.

A few years later, a beautiful baby girl was born to a couple of farmer and his wife. Soon, the old wizard came and took the girl away from them and left. The witch named her Rapunzel. Rapunzel grew into a beautiful girl and had long gold hair. Every day, the witch used to come to the foot of the tower and called, "Rapunzel, Rapunzel, get your hair down!" Rapunzel usually lets her long hair fell out of the window, and the witch usually held it and climbed.

One day, a passing prince hid behind trees and watched the witch. As soon as the witch left, the prince also decided to try it. "Rapunzel, Rapunzel, let down your hair!". Then he did what the witch did, he went upstairs to her room. Rapunzel was stunned to see the prince. The prince fell in love with her. They began to secretly meet each day after the witch had left.

One day, Rapunzel said to the witch, "Mom, you are much heavier than my prince!" The witch shouted angrily. She cut Rapunzel's hair and sent her deep into the forest. That day, when the prince came, the witch cursed and cast a spell that made the prince lose sight. The prince, now blind and heartbroken, wanders in the forest.

A few days later, Rapunzel found the prince wounded among the trees. She started to cry to see the condition of her prince. But as tears fell, the prince's wounds miraculously healed, and his eyesight returned. The first thing the prince saw was his lover. They were very happy to see each other again. They went to his kingdom and lived happily ever after, away from the evil witch.

11. Which of the following is NOT TRUE according to the text?
- Rapunzel live with her family
 - The prince fell in love with rapunzel
 - Rapunzel live with the old wizard
 - Rapunzel found the prince wounded among the trees
12. What does "they" refer to in line 4?
- A poor farmer and his wife
 - Rapunzel
 - The old wizard
 - The prince and Rapunzel

13. The witch shouted angrily and she cut Rapunzel's hair and sent her deep into the forest because...
- Rapunzel fall in love with the prince
 - The prince blind and heartbroken to rapunzel
 - Rapunzel go to the forest
 - Rapunzel said to the witch, Mom, you are much heavier than my prince
14. Based on the text, the supporting character of the story is.....
- Rapunzel
 - The old wizard
 - A poor farmer
 - The prince
15. One of the following is not included into the orientation of the story...
- Rapunzel deep into the forest
 - A poor farmer and his wife were so frightened to the old wizard
 - A poor farmer and his wife tried to pick fruit from their neighbour garden
 - a wicked old wizard
16. What is the dominant structure used in the text?
- Simple present tense
 - Simple past tense
 - Present continuous tense
 - Passive voice
17. Where Rapunzel found the prince?
- In the castle
 - Wounded among the trees
 - In the forest
 - In the river
18. What is the resolution of the story?
- The prince marry with the old wizard
 - The prince and Rapunzel lived happily ever after
 - The prince dead
 - Rapunzel and the old wizard lived happily ever after
19. After reading the text, we may conclude that the old wizard...
- Wicked
 - Very kind
 - Friendly
 - Arrogant
20. Where do you think the story happened?
- In the tower
 - In the park
 - In the woods
 - In the river

Questionnaire

Identitas Peneliti

Nama : Rosmiati

Jurusan : Pendidikan Bahasa Inggris

Fakultas : Tarbiyah dan Keguruan

Universitas : UIN Alauddin Makassar

Judul Penelitian : The Effect of Using Jigsaw Technique on the Students Reading Skill at MTs Al-Hidayah Lemoa

Identitas Siswa

Students Number :

Phone Number :

Instruction

Give a mark (√) on the statement below based on what you feel during the learning process Note:

1 = strongly disagree

2 = disagree


3 = slightly disagree

4 = neutral

5 = slightly agree

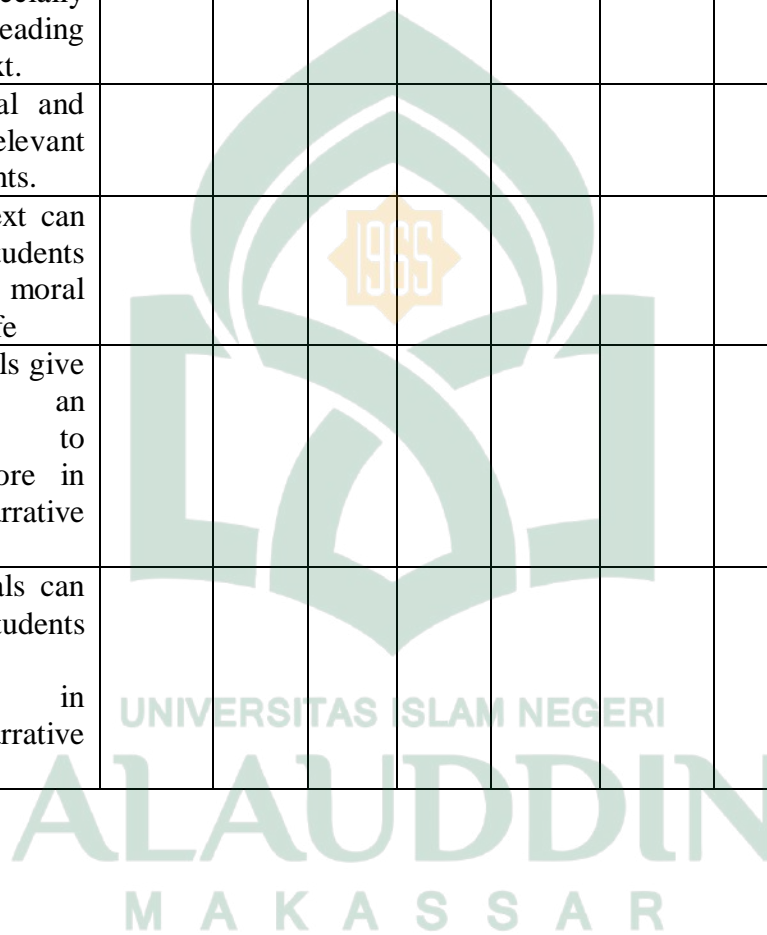
6 = agree

7 = strongly agree



The Students Response to The Teaching Materials' Content

No.	Statement	Frequency (Scale)						
		7	6	5	4	3	2	1
1.	The materials cover a variety of topics and situations appropriate to the student level and needs especially in reading narrative text.							
2.	The material and topics are relevant to the students.							
3.	Narrative text can make the students to learn moral values in life							
4.	The materials give students an opportunity to practice more in reading narrative text.							
5.	The materials can add the students vocabulary especially in reading narrative text.							



The Students Response to the Method in the Teaching Materials After Treatment

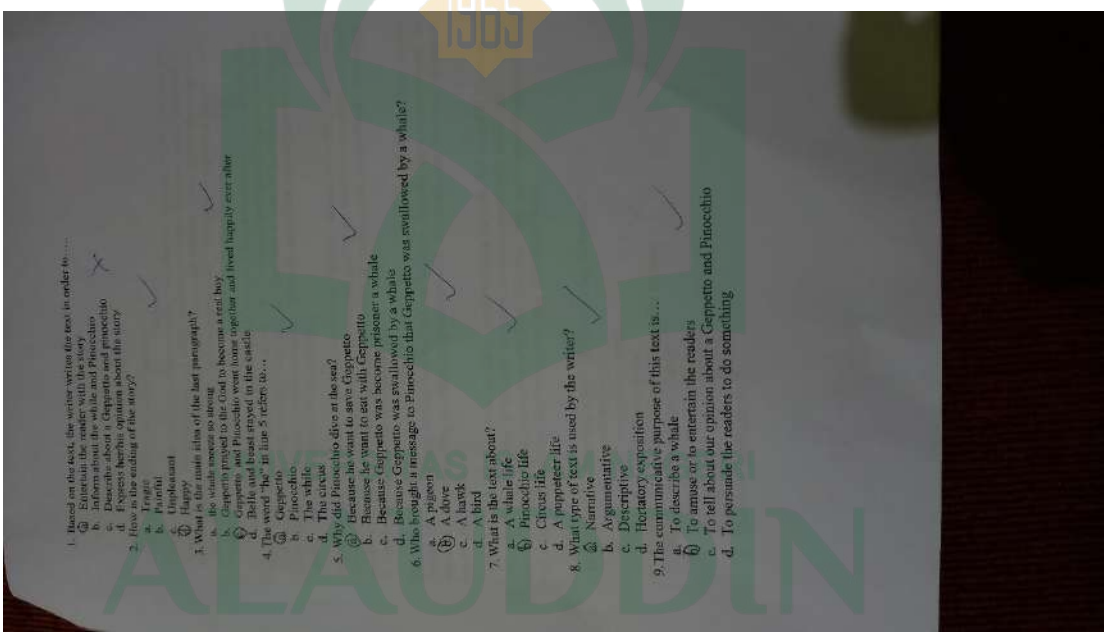
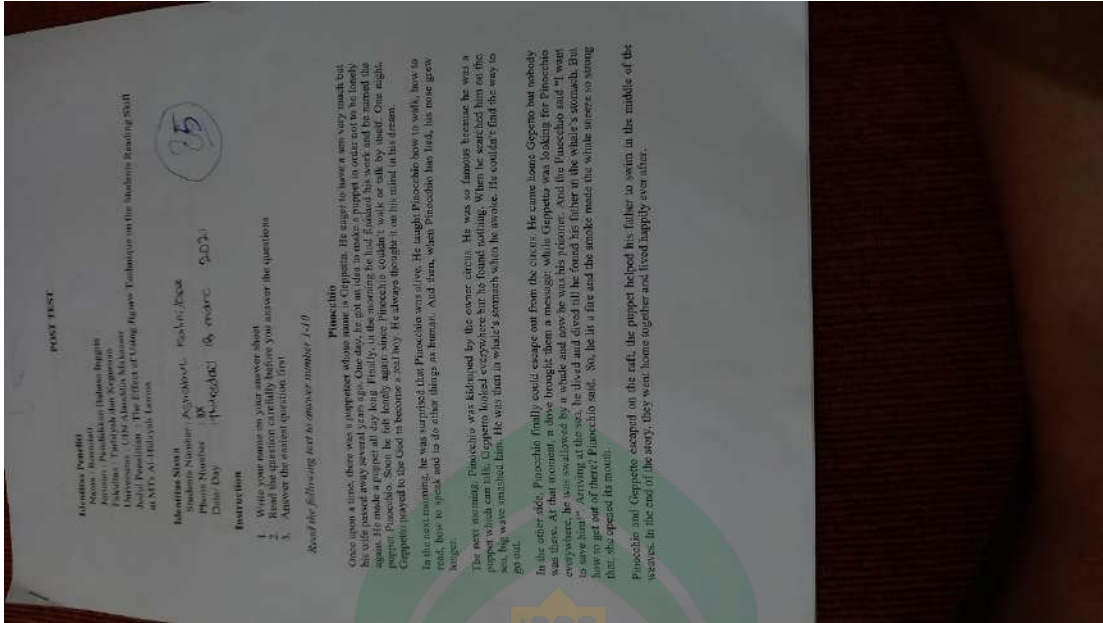
No.	Statement	Frequency (Scale)						
		7	6	5	4	3	2	1
1.	Reading skills are practiced by using jigsaw technique during the lesson reading narrative text.							
2.	Using jigsaw technique is easy to generate your idea especially in reading narrative text.							
3.	The students interest in learning reading narrative text with jigsaw technique.							
4.	Using jigsaw technique in learning narrative text is enjoyable							
5.	Using jigsaw technique is easy to classify the identification narrative text.							

The Students Response to The Activities in The Teaching Materials After Treatment

No.	Statement	Frequency (Scale)						
		7	6	5	4	3	2	1
1.	The activities are interesting.							
2.	The activities, exercises, tasks are aimed at developing your skill in reading .							
3.	The situations in reading activities are appropriate to the topic.							
4.	The activities focus on reading narrative text.							
5.	The instructions for the activities are simple and clear.							

The Students Response to The Task Given in Teaching Materials After Treatment

No.	Statement	Frequency (Scale)						
		7	6	5	4	3	2	1
1.	The students can answer the question in narrative task correctly.							
2.	The students can finish their task in short time.							



ALAUDDIN
MAKASSAR

13. The witch shouted angrily and she cut Rapunzel's hair and sent her deep into the forest because...

- Rapunzel fell in love with the prince
- The prince, blind and heartbroken to Rapunzel
- Rapunzel got married to the prince
- Rapunzel fell in love with the prince

14. Based on the text, the supporting character of the story is,....

- Rapunzel
- The old wizard
- A poor farmer
- The prince

15. One of the following is not included into the orientation of the story...

- A poor farmer and his wife were so frightened to the old wizard
- A poor farmer and his wife tried to pick fruit from their neighbour garden
- A wicked old wizard
- A poor farmer and his wife tried to pick fruit from their neighbour garden

16. What is the dominant structure used in the text?

- Simple present tense
- Present continuous tense
- Passive voice
- In the castle

17. Where Rapunzel found the prince?

- In the castle
- Wounded among the trees
- In the forest
- In the river

18. What is the resolution of the story?

- The prince marry with the old wizard
- The prince and Rapunzel lived happily ever after
- The prince died
- Rapunzel and the old wizard lived happily ever after

19. After reading the text, we may conclude that the old wizard...

- Wicked
- Very kind
- Friendly
- Arrogant

20. Where do you think the story happened?

- In the tower
- In the park
- In the woods
- In the river

10. In paragraph 1, odds about...

- Tells an orientation
- Describes the setting
- States the main event
- Gives a general classification

Read the following text to answer number 11-20!

Rapunzel Once upon a time, there lived a poor farmer. One day, they had to pick fruit from their neighbour garden. But this would be so annoyingly a wicked old wizard. The wicked old wizard, "show dare you steal in my garden? I'll run you into a maze!" the couple worked in fear. Finally, the wizard said, "well, I'll let you go. But you have to give your first child." They were so frightened that the couple immediately agreed and ran away.

A boy who later, a beautiful baby girl was born to a couple of farmer and his wife. Soon, the old wizard came and ask the girl away from them and sell. The witch named her Rapunzel. Rapunzel grew into a beautiful girl and had long gold hair. Every day, the witch used to come to the foot of the tower and called, "Rapunzel, Rapunzel, let your hair down!" Rapunzel usually let her long hair fall out of the window and the witch usually climb it and climbed.

One day, a plating prince hid behind trees and watched the witch. As soon as the witch left, the prince also decided to try it. "Rapunzel, Rapunzel, let down your hair!" Then he did what the witch did, his foot sprang to his room. Rapunzel was so surprised to see the prince. The prince fell in love with her. They began to secretly meet each day after the witch had left.

One day, Rapunzel said to the witch, "Mama, you are much heavier than my prince!" The witch shouted angrily. She cut Rapunzel's hair and sent her deep into the forest. That day, when the prince came, the witch cursed and cast a spell that made the prince lose a girl. The prince, now blind and heartbroken, wanders in the forest.

A few days later, Rapunzel found the prince wounded among the trees. She started to try to use the condition of her prince. But as tears fell, the prince's wounds miraculously healed, and his eyesight returned. The first thing the prince saw was his lover. They were very happy to see each other again. They went to his kingdom and lived happily ever after, away from the evil witch.

11. Which of the following is NOT TRUE according to the text?

- Rapunzel fell in love with her family
- The boy fell in love with Rapunzel
- Rapunzel fell in love with the old wizard
- Rapunzel found the prince wounded among the trees

12. What does "they" refer to in line 47?

- A poor farmer and his wife
- Rapunzel
- The old wizard
- The prince and Rapunzel

M A K A S S A R

DOCUMENTATION



UNIVERSITAS ISLAM NEGERI
ALAUDDIN
M A K A S S A R