

**IMPROVING THE FIRST YEAR STUDENTS' SPEAKING ABILITY THROUGH
ORAL APPROACH AND SITUATIONAL LANGUAGE TEACHING
(A Classroom Action Research of Class VII.C of SMP Negeri 1 Bajeng Barat)**



A Thesis

**Submitted in Partial Fulfillment of the Requirement for the Degree of Sarjana
Pendidikan in English Education Department of Tarbiyah and Teaching Science
Faculty of UIN Alauddin Makassar**

UNIVERSITAS ISLAM NEGERI
ALAUDDIN
MAKASSAR
By:
SUSI LINDA RIANI
Reg. Number: 20401109099

**ENGLISH EDUCATION DEPARTMENT
TARBIYAH AND TEACHING SCIENCES FACULTY
ALAUDDIN STATE ISLAMIC UNIVERSITY MAKASSAR
2013**

PERNYATAAN KEASLIAN SKRIPSI

Dengan senantiasa mengharapkan ridha Allah SWT, penulis yang bertanda tangan di bawah ini menyatakan bahwa skripsi ini adalah benar-benar hasil karya penulis sendiri. Jika di kemudian hari terbukti bahwa skripsi ini merupakan duplikat, tiruan atau dibuat oleh orang lain secara keseluruhan atau sebagian, maka skripsi dan gelar yang diperoleh karenanya batal demi hukum.

Makassar, Juli 2013
Penulis,

SUSI LINDA RIANI
NIM. 20401109099

UNIVERSITAS ISLAM NEGERI
ALAUDDIN
M A K A S S A R

PERSETUJUAN PEMBIMBING

Pembimbing penulisan skripsi saudari **SUSI LINDA RIANI**, Nim: **20401109099**, Mahasiswi Jurusan Pendidikan Bahasa Inggris pada Fakultas Tarbiyah dan Keguruan UIN Alauddin Makassar, setelah dengan seksama meneliti dan mengoreksi skripsi yang bersangkutan dengan judul **“IMPROVING STUDENTS’ SPEAKING ABILITY THROUGH ORAL APPROACH AND SITUATIONAL LANGUAGE TEACHING AT THE FIRST YEAR STUDENTS OF SMP NEGERI 1 BAJENG BARAT”** memandang bahwa skripsi tersebut telah memenuhi syarat-syarat ilmiah dan dapat disetujui untuk diajukan ke sidang munaqasyah.

Demikian persetujuan ini diberikan untuk proses selanjutnya.

UNIVERSITAS ISLAM NEGERI

ALAUDDIN

Makassar, Mei 2013

Pembimbing I

M A K A S S A R

Pembimbing II

Dr. Muhammad. Yaumi, M.Hum, M.A **Muh. Rusydi Rasyid, S.Ag, M.Ag, M.Ed**
NIP. 19661231 20000 1 023 **NIP. 19721208 199803 1 003**

PENGESAHAN SKRIPSI

Skripsi yang berjudul *"Improving the First Year Students' Speaking Ability through Oral Approach and Situational Language Teaching (a Classroom Action Research of Class VII.C of SMP Negeri 1 Bajeng Barat)"* yang disusun oleh saudari **Susi Linda Riani**, Nim: **20401109099**, Mahasiswa Jurusan Pendidikan Bahasa Inggris pada Fakultas Tarbiyah dan Keguruan UIN Alauddin Makassar, telah diuji dan dipertahankan dalam sidang munaqasyah yang diselenggarakan pada hari Senin, 08 Juli 2013 bertepatan dengan 29 Sya'ban 1434 H dan dinyatakan dapat diterima sebagai salah satu syarat untuk mendapatkan gelar Sarjana Pendidikan (S.Pd) pada Fakultas Tarbiyah dan Keguruan Program Studi Pendidikan Bahasa Inggris dengan beberapa perbaikan.

Samata-Gowa, 08 Juli 2013 M

29 Sya'ban 1434H

DEWAN PENGUJI (SK. Dekan No. 041 Tahun 2013)

Ketua	: Dra. Djuwairiah Ahmad, M.Pd., M.TESOL	(.....)
Sekretaris	: Erwin Hafid, Lc., M.Th.I., M.Ed	(.....)
Munaqisy I	: Drs. M. Rusdi, M.Ag	(.....)
Munaqisy II	: Erwin Hafid, Lc., M.Th.I., M.Ed	(.....)
Pembimbing I	: Dr. Muhammad Yaumi, M.Hum., M.A	(.....)
Pembimbing II	: Muh. Rusydi Rasyid, S.Ag., M.Ag., M.Ed	(.....)

Disahkan oleh:
Dekan Fakultas Tarbiyah dan Keguruan UIN Alauddin Makassar

Dr. H. Salehuddin, M.Ag
Nip. 19541212 198503 1 001

ACKNOWLEDGMENT

بِسْمِ اللَّهِ الرَّحْمَنِ الرَّحِيمِ

Alhamdulillah rabbi alamin, the writer expresses her gratitude to almighty God Allah SWT, who has given guidance, mercy and health, so she could finish her writing thesis. Salawat and Salam addressed to the final chosen prophet Muhammad SAW.

The writer realizes that, this thesis could not be completed without helping and guidance from many people, therefore the writer wishes to express her greater thanks to them, especially to:

1. The researcher's beloved parents, **Saparuddin** and **Janowati** who always continuous pray to the almighty God Allah SWT, so the researcher could finish her study in Alauddin State Islamic University at English Education Department, Tarbiyah and Teaching Science Faculty. Thanks a lot for everything.
2. The Rector of Alauddin State Islamic University of Makassar, **Prof. Dr. H. A. Qadir Gassing HT., M.S** and the Dean of Tarbiyah and Teaching Science Faculty **Dr. H. Salehuddin Yasin. M.Ag.**
3. The Head and the Secretary of English Education Department, **Dra. Djuwairiah Ahmad, M.Pd., M.TESOL** and **Erwin Hafidz Lc., M.Th.I** and all the lecturers and staff of English Education Department, who have helped, guided, and supported the researcher during her study.
4. Deepest thanks to the researcher first and second consultants **Dr. Muhammad Yaumi, M.Hum., M.A** and **Muh. Rusydi Rasyid, S.Ag., M.Ag., M.Ed** who

always guide, give advice and correction to the researcher during finishing this thesis.

5. The researcher especially indebted goes to the Headmaster of SMP Negeri 1 Bajeng Barat **Drs. H. Muhammad Yusuf S.** who have given opportunity to conduct this research in the school, also special thanks to the English teacher and the second year students especially class VII.C academic year 2013, the researcher would like to say a lot of thanks for their cooperation and their participation during completion this research.
6. The researcher's lovely family, aunts and uncles, for their love and suggestion and their lending hand for the researcher's parents hence the researcher could complete her study in English Education Department of Tarbiyah and Teaching science faculty of Alauddin state Islamic University Makassar. Thanks for advice of all members of family that could not be mentioned one by one here.
7. The researcher would say thanks to her brother **Muhammad Sabir**, who always pray and support the researcher. Be a good child my lovely brother.
8. Big thanks to the researcher's brother **Muhammad Nadir, S.Pd.I**, thanks for your motivation during finishing the researcher's study.
9. Extraordinary thanks for researcher's lovely friends in PBI 5 and 6 academic year 2009 who always helping to solve problems, spirit and mental support to her. Thanks for your togetherness, may Allah bless us.
10. All people who help and those whom the researcher could not mentioned one by one.

Finally, the researcher realizes that this thesis is still far from being perfect. Remaining errors is the researchers' own. Therefore constructive criticism and suggestion will be extremely appreciated and respected. Finally, the researcher prays, may all the efforts and pain get endless blessing from Allah SWT.

Amien ya rabbal alamin.



Makassar, may 2013
The Writer

TABLE OF CONTENT

	Page
TITLE PAGE	i
PERNYATAAN KEASLIAN SKRIPSI	ii
PERSETUJUAN PEMBIMBING	iii
PENGESAHAN SKRIPSI	iv
AKNOWLEDGEMENT	v
TABLE OF CONTENT	viii
LIST OF TABLES	x
LIST OF APPENDICES	xi
ABSTRACT	xii
CHAPTER I. INTRODUCTION	
A. Background	1
B. Problem Statement	3
C. Objective of the Research	4
D. Significance of the Research	4
E. The Scope of the Research	5
F. Operational definition	5
CHAPTER II. REVIEW OF RELATED LITERATURE	
A. Some Previous Research Finding	6
B. The Concept of Speaking	9
1. What is Speaking	9
2. Teaching Speaking	10
3. Students' Need in Speaking	12
C. Oral Approach and Situational Language Teaching	14
D. The Types of Learning and Teaching Activities	16
E. The Role of Oral Approach and Situational Language Teaching	17
F. The Teaching Procedure of Situational Language Teaching	18
CHAPTER III. RESEARCH METHODOLOGY	
A. Research Method	19
B. Research Design	20
C. Research Subject	22
D. Research Time	22
E. Research Instrument	22
F. Research Participant	23
G. Research Target	24
H. Procedure of Collecting Data	28
I. Technique of Analyzing Data	28

CHAPTER IV. FINDING AND DISCUSSION	
A. Finding.....	34
B. Discussion.....	39
CHAPTER V. CONCLUSION AND SUGGESTION	
A. Conclusion.....	51
B. Suggestion	51
BIBLIOGRAPHY	53
APPENDICES	
CURRICULUM VITAE	



LIST OF TABLES

Picture Research Design of Classroom Action Research	21
Table 1 The Score and Criteria of Students' Accuracy in Pronunciation	29
Table 2 The Score of Students' Accuracy in Vocabulary and Grammar	30
Table 3 The Score and Criteria of Students' Fluency	31
Table 4 The Result of Students' Speaking Accuracy and Fluency at Pre Cycle	38
Table 5 Indicator of Successful Students' Accuracy at Pre Cycle	39
Table 6 Indicator of Successful Students' Fluency	40
Table 7 The Result of Students' Accuracy and Fluency at First Cycle	40
Table 8 Indicator of Successful Students' Accuracy at First Cycle	42
Table 9 Indicator of Successful Students' Fluency at First Cycle	42
Table 10 The Result of Students' Accuracy and Fluency at Second Cycle	46
Table 11 Indicator of Successful Students' Accuracy at Second Cycle	48
Table 12 Indicator of Successful Students' Fluency at Second Cycle	48



LIST OF APPENDICES

- Appendices 1 Instrument of the Research
- Appendices 2 Lesson Plan
- Appendices 3 The Result of Students' Test
- Appendices 4 Students' Recording



ABSTRACT

Title : “Improving the First Year Students’ Speaking Ability through Oral Approach and Situational Language Teaching at SMP Negeri 1 Bajeng Barat (A Classroom Action Research of Class VII.C).”

Researcher : Susi Linda Riani

Reg. Number : 20401109099

Consultant I : Dr. Muhammad Yaumi M.Hum., M.A

Consultant II : Muh. Rusydi Rasyid, S.Ag., M.Ag., M.Ed

The research is about the students’ speaking ability through oral approach and situational language teaching. Oral approach and situational language teaching is an approach that is used to improve the students’ accuracy and fluency in speaking. There were two problem statement of this research; those are how is the improvement of students’ speaking accuracy, and how is the improvement of students’ speaking fluency at the first year students of SMP Negeri 1 Bajeng Barat in academic year 2013 through oral approach and situational language teaching. The objective of this research is to find out the improvement of students’ speaking accuracy and students’ speaking fluency by using oral approach and situational language teaching.

The researcher used classroom action research which consists of two cycles, and each cycle consist of three meetings. The subject of this research was the students of class VII.C in academic year 2013. The procedure of collecting data the researcher used observation and speaking test, furthermore in analyzing data the researcher used qualitative and quantitative data, the qualitative data collected through observation, and the quantitative data collected through evaluation. The quantitative data was measured from two aspects, namely students’ accuracy which included pronunciation, grammar and vocabulary then speaking fluency included the smoothness. Each aspect was classified into excellent, very good, good, fairly good, poor, very poor.

The result of the research at the pre-test was inadequate. The data showed that there still lack of students’ ability both of accuracy and fluency aspect. At pre cycle for students’ accuracy only 20 percent succeed. Meanwhile after giving action at the first cycle it was improved 35 percent, it means there was a little improvement 15 percent, then at the second cycle was 80 percent. It means there was a significant improvement 50 percent, and the target of the research achieved in this cycle. Furthermore for speaking fluency there was 40 percent students succeed at pre cycle, but after giving action at the first cycle improved 50 percent, there was 10 percent improvement. While at the second cycle improved to 80 percent. Here the improvement was 30 percent from the previous cycle, the research target in this cycle was achieved. By this result, it showed the first year students at SMP Negeri 1 Bajeng Barat especially in class VII.C in academic year 2013 have good accuracy and fluency in speaking skill. Thus the researcher concluded that Oral Approach and Situational Language Teaching could improve the students’ speaking ability.

CHAPTER I INTRODUCTION

A. *Background*

English has been adopted and adapted as an international means of communication by communities all over the world to communicate and exchange information not only in oral but also in writing. But it cannot be doubtful that speaking is the main skill for asking and delivery information. Nunan in Rahmaniar (2010: 14) states that speaking is meaning tools communication to other or speaking is way to bring message from one person to another interact with them.

Communication will be not running well without speaking and it is essential way which the speaker can express themselves through the language, communication is collaborate venture in which the interlocutors negotiate meaning in order to achieve their communication end. Brawan in Asrul (2010: 14) defines speaking is an interactive process of constructing meaning that involves producing, receiving, and processing information.

John (1982: 109) notes “your way of speaking reflects the kind of person that you are, the idea maybe new to you, but your speech is truly a mirror-a mirror of you personality and your character”.

Speaking is like the first assessment for each learner who is studying English and each learner has to speak. This statement means an obligation, duty, task, fact, implementation, process, and it can be learning, although we still find some students are speaking little or even passive in the classroom. They think speaking is a difficult,

scare and bored subject. This problems can be caused of many things include the students motivation, the class situation, environment, conventional teaching method, technique, approach or even from the teacher who cannot deliver their material successfully.

Deller (2007: 59) says “a common cry from teacher is that they find it hard to get students to speak, because some students will happily to speak about topics unrelated to the topic, but getting them to speak about topic of our choice is more difficult”.

The researcher found similar case in SMP Negeri 1 Bajeng Barat, where the students cannot say something perfectly in English. They do not know what they must say and how to say the word. They look confuse to express the idea on their mind, even not active enough on their speaking class, so their scores were low. Speaking became the most difficult lesson to be understood by the students.

Based on the previous statement above, the researcher tried to introduce an approach that could be used by teachers to improve their teaching approach, especially English. This approach namely Oral Approach and Situational Language Teaching (SLT).

Oral approach and situational language teaching is an approach introduced by Harold palmer and A.S Hornby. This approach emphasized that speech is regarded as the basis of language and structure was viewed as being heart of speaking ability. Speaking is not only act out the speech but also give more attention to the

grammatical aspect of each sentence though by the students. This approach will help the students to speak up and the material becomes personal skill for them.

The theory of learning underlying situational language teaching is behaviorist learning theory; it addresses primarily the process rather than the condition of learning. The process means when the students receive the material then fix the subject matter in their memory and practice it until become their personal skill. Situational language teaching adopts inductive approach to the teaching of grammar. The meaning of word or structure is not to be given through explanation in either the native tongue or the target language but to be induced from the way the form is used in situation. In situation means the use of concrete objects, realia, which together with action and gesture can be used to demonstrate the meaning of language item.

Considering the previous problem above, the researcher conducted a research under the title **“Improving Students’ Speaking Ability Through Oral Approach and Situational Language Teaching at the First Year Students of SMP Negeri 1 Bajeng Barat.”**

B. Problem Statement

Based on the description above, the researcher formulated the problem statement as follow:

1. How is the improvement of students’ speaking accuracy at the first year students of SMP Negeri 1 Bajeng Barat through Oral Approach and Situational Language Teaching?

2. How is the improvement of students' speaking fluency at the first year students of SMP Negeri 1 Bajeng Barat through Oral Approach and Situational Language Teaching?

C. Objective of the Research

In accordance with the problem statements previous, this research aims:

1. To find out the improvement of students' speaking accuracy by using Oral Approach and Situational Language Teaching at the first year student of SMP Negeri 1 Bajeng Barat.
2. To find out the improvement of students' speaking fluency by using Oral Approach and Situational Language Teaching at the first year student of SMP Negeri 1 Bajeng Barat.

D. Significance of the Research

This research is expected to be useful information for many people in learning process, such as:

1. Teacher

The concept of Oral approach and SLT can be implemented in the real situation as well as an alternative approach in teaching speaking in the classroom.

2. Students

The concept of oral approach can improve the students' pronunciation, grammar, vocabulary and smoothness in speaking.

3. Next researcher

This research is useful information and contribution for the next researcher who wants to conduct more complex research especially for pronunciation, grammar, vocabulary, and smoothness in speaking.

E. Scope of the Research

The scope of this research was specified only to find out the improvement of students' speaking accuracy (pronunciation, vocabulary, grammar) and fluency (smoothness) on the application of Oral Approach and Situational Language Teaching at the first year students of SMP Negeri 1 Bajeng Barat academic year 2013.

F. Operational Definition

Students' speaking ability in this research is the improvement of students' accuracy and fluency. Accuracy is the improvement of pronunciation, grammar, and vocabulary, while fluency is the improvement of smoothness of the selected material obtained by the students during the implementation of Situational Language Teaching.

1. Pronunciation

Pronunciation in this research is the ability to speak effectively and produce the sound of speech including clear articulation, vowel formation and accent.

2. Grammar

Grammar in this research means the students' ability to speak by using appropriate sentences, such as preposition, tenses, noun, conjunction and articles.

3. Vocabulary

Vocabulary is the core of sentences and it is the basic element in spoken. It means how words are connected one another to make complete sentence. Vocabulary has close relationship with speaking skill, because without vocabulary there is not can be conveyed.

Fluency is the speech quality or condition of being fluent. It includes how sentences are connected and how sentence patterns vary in word order, meanwhile smoothness refers to the ability to speak smoothly and in using sentence pattern and word order.

CHAPTER II REVIEW OF RELATED LITERATURE

A. Some Previous Research Finding

Khafifah (2007) in her research the use of thematic simulation in improving the speaking ability of the second year students of MAN 1 Makassar. The findings reveal that the program of improving the students' speaking ability by using thematic simulation was successful viewed from some dimension. First, thematic simulation can improve speaking ability of the second year students of MAN Makassar in academic year 2006/2007. Second, the students feel more confidence and interested in learning speaking. So, she concluded that the students' speaking ability can be improved by using thematic simulation at the second year students of MAN 1 Makassar.

In addition, Khafifah said that using thematic simulation was effective, because after giving treatments, there was significant different achievement achieved by the students, like before applying the method the students motivation are still low, but after applying the method the students showed positive attitude in learning speaking. Meanwhile her conclusion also supported by the result of pre test and post test, where the mean score obtained by the students' pre test were 13.6 and post test were 15.3.

Muhaimin (2012) conducted a research at knowing the increasing of students' speaking ability through asking and answering technique at the second year of Madrasah Aliyah Putra As'adiyah Sengkang Kab. Wajo, where the subject of his

research was limited to the class XII of Madrasah Aliyah Putra As'adiyah in academic year 2011/2012. They consisted of 29 students. The researcher collected the data by giving pre test at the first meeting then applying the teaching action for three cycles. The result of the action shown the mean score of students' pre test before applying the technique was lower, but after applying the technique the mean score of students' was higher. So he concluded that Asking and Answering technique could increase the students' speaking ability.

Alam (2007) in his thesis concluded that by sustaining self-determination approach can improve the speaking skill at the second year students of MTS Modern Islamic boarding school Biru Kab. Bone. In his descriptive analysis, he said the students' speaking skill was improved after receiving the treatment by self determination approach. It was supported by the inferential analysis which the t-test was greater than t-table value.

Pitriani (2007) conducted a research on the role of Oral Production test in improving the students speaking ability found that the oral production test have many positive effects to the students' speaking ability such as, the students can be more active and fluently in speaking English, it can be proved from the result of pre test and post test, which is the pre test value is lower than the post test value.

The researchers' findings above showed that many ways can help the students to improve their speaking ability, meanwhile both of their research was to improve the students' speaking only in accuracy by applying some methods or techniques, no one researchers classified their research to the improvement of students' speaking

ability especially for their fluency. In this research, the researcher introduced an approach namely Oral Approach and Situational Language Teaching that can help students to improve their speaking ability both of the accuracy (pronunciation, grammar, vocabulary) and the fluency especially smoothness.

B. The Concept of Speaking

1. What is speaking?

Speaking is a way to bring a message from one person to others. In order to interact with people, communication cannot run well without speaking. Heaton (1988:45) argues that speaking as the ability to communicate ideas appropriately and effectively in a real communicative situation in order to communication idea to others. In addition Windowwson in Tuatoy (2007:7) argues the act of communication through speaking is commonly performed in face to face interaction and occurs as part of dialogue or others form of verbal exchange. He suggests the term of speaking for the manifestation of language as usage and the realization of languages use in spoken interaction as talking. On the other hand, the ability to communicate orally, speaking is means of oral communication in expressing ideas, information, and feeling to others. It is the most essential way in which the speaker can express their self through a language.

Based on the opinion above, the writer can conclude that speaking is the skill to communicate orally in English. But, the most important one in speaking

is the use of correct sentence pattern, clear pronunciation, and the use of correct vocabulary.

2. Teaching Speaking

According to Havriye Kavi in Asrul (2010:8) states that what is meant by teaching speaking is to teach ESL learners to produce the English speech sounds and sound patterns, ask the learners to use word and sentence stress, intonation patterns and the rhythm of the second language, try to select appropriate words and sentences according to the proper social setting, audience, situation and subject matter, after that organize their thoughts in a meaningful and logical sequence, then use language as a means of expressing values and judgments, the last is use the language quickly and confidently with few unnatural pauses, which are called as fluency. In addition, Havriye Kavie also gave some suggestion for the English language teacher while teaching oral language they are:

- a. Provide maximum opportunity to students to speak the target language by providing a rich environment that contains collaborative work, authentic materials and tasks, and shared knowledge. The students are engaged to speak more in front of the class; it can be pair work depends on the material.
- b. Try to involve each student in every speaking activity; for this aim, practice different ways of student participation.

- c. Reduce teacher speaking time in class while increasing student speaking time. Step back and observe students.
- d. Indicate positive signs when commenting on a student's response.
- e. Ask eliciting questions such as "What do you mean? How did you reach that conclusion?" in order to prompt students to speak more.
- f. Provide written feedback like "Your presentation was really great. It was a good job. I really appreciated your efforts in preparing the materials and efficient use of your voice..."
- g. Do not correct students' pronunciation mistakes very often while speaking.
- h. Involve speaking activities not only in class but also out of class; contact parents and other people who can help.
- i. Circulate around classroom to ensure that students are on the right track and see whether they need your help while they work in groups or pairs.
- j. Provide the vocabulary beforehand that students need in speaking activities.
- k. Diagnose problems faced by students who have difficulty in expressing themselves in the target language and provide more opportunities to practice the spoken language.

3. Students' Need in Speaking

Speaking is divided into two categories: accuracy and fluency. Marcel in Asri (2010:10) defined accuracy is a manner of people in using appropriate word and pattern of sentences. Accuracy focuses on the correct use of pronunciation, grammar, vocabulary, and other skills. In most lessons, the teacher builds accuracy in the early stages through controlled or semi-controlled activities. Students practice a pattern, and see and use the language in context. Drills, scripted dialogues, and short questions which prompt the language are all common examples in any level of lesson.

a. Pronunciation

Broughton.G & Christopher. et. al in Jaharuddin (2007:20) says pronunciation is one of factor influencing the students' ability in speaking language, because by good pronunciation someone or the listener can understand what the speaker said. There are two integrated skill in speaking: recognition or understanding the flow of speech and pronunciation of fluently in spoken the language.

b. Grammar

Heaten (1988:56) states grammar concerns about the ability to write correct and appropriate sentences. The writer has to give attention for preposition, tenses such as using of verbs, nouns, adjective, also conjunction and articles. In addition he says it is important to the writer to clarify the correct usage of point grammar because reader will be difficult

to understand it. It has a great influence so we have to read and review what we have written.

c. Vocabulary

When we first learn a language, vocabulary is the earliest element if spoken language should be taken into account. It should be mastered when a student need to developing his speaking ability. According to Longman dictionary of contemporary English (Longman 1995:240) vocabularies are all words someone knows, learners or user the words in particularly language a list of words with explanation of their meaning, in a book for learning foreign language. This statement supported by Berlin in Jaharuddin (2007:15) states vocabulary is one of the significant components of learning. Vocabulary building is very important in any foreign language learning, not only because it has a close relationship with intellectual maturity of the learners but also because the fact that it can improve the four language skills of students, without grammar, very little can be conveyed, but without vocabulary, nothing can be conveyed.

Fluency is the ability to speak smoothly and clearly. With advanced students, it also refers to the ability to participate rather than react to a conversation. (Many conversations with lower-level students feel more like an interview. Student A asks a question, student B answers it, and the process continues back and forth.) Activities which focus on fluency often appear towards the end of the lesson, when more open ended (yet focused) activities appear.

C. Oral Approach and Situational Language Teaching

The origins of this approach began in the 1920s and 1930s with the work of British. The leaders of this movement were Harold Palmer and A.S Hornby. They were the most prominent Figures in British in twentieth century language teaching. What they attempted as to develop a more scientific foundation for an oral approach to teaching English. The result was a systematic study of the principles and procedures that could be applied to the selection and organization of the content of a language course. The main characteristic of this approach as follow:

1. Language teaching begins with spoken language. Material is taught orally before it is presented in written form.
2. The target language is the language of the classroom.
3. New language points are introduced and practiced situationally.
4. Vocabulary selection procedures are followed to ensure that an essential general service vocabulary is covered.
5. Reading and writing are introduced once a sufficient lexical and grammatical basis is established.

The theory of language underlying Situational language teaching can be characterized as a type of British structuralism, where speech was regarded as the basis of language, and structure was viewed as being at the heart of speaking ability. While the theory of learning is a type of behaviorist habit-learning theory, it addresses primarily the process rather than the condition of learning. As Palmer in

Richard & Rodgers (1986:36) has pointed out, there are three processes in learning a language: receiving the knowledge or materials, fixing it in the memory by repetition, and using it in the actual practice until it becomes personal skill.

Situational language teaching adopted inductive approach to the teaching of grammar, the meaning of word or structure is not to be given through explanation in either the native tongue or the target language but it is to be induced from the way the form is used in a situation. Accuracy in both pronunciation and grammar is regarded as crucial, and errors are to be avoided at all cost. Automatic control of basic structures and sentence pattern is fundamental to reading and writing skills and this is achieved through speech work. Pitman in Richard & Rodgers (1986:36) says “Before our pupils read new structures and new vocabulary, we shall teach orally both the new structures and the new vocabulary”. The skill with which this activity totally handled depends largely on the control of the language suggested by the teacher and used by the children.

D. The Types of Learning and Teaching Activities

Situational language teaching employed a situational approach to presenting new sentence patterns and a drill-based manner of practicing them. Here by situation, Pittman means the use of concrete object, pictures, and realia, which together with action and gesture can be used to demonstrate the meanings of new language items.

Davies, Roberts, and Rossner in Rodger (1986:38) argue “the form of new model words and sentence pattern is demonstrated with example and not through

grammatical explanation or description. The meaning of new words and sentence patterns is not conveyed through translation. It is made clear visually (with objects, picture, action, and mime)”.

E. The Role of Oral Approach and Situational Language Teaching

In the initial stage of learning, there are some roles of oral approach and situational language teaching:

a. Learner roles

In learning process, the learner is required simply to listen and repeat what the teacher says and to respond to question or commands. The learner has no control over the content of learning and is often regarded as likely to succumb to undesirable behaviors unless skillfully manipulated by the teacher. During the practice phase of the lesson, students are given more of opportunity to use the language in less controlled situation, but the teacher is ever on the lookout for grammatical and structural errors.

b. Teacher roles

In the presentation stage of the lesson, the teacher required to be a skillful manipulator, using question, commands, and other cues to elicit correct sentences from the learners. Lessons are hence teacher directed.

c. The role of instructional material

Situational language teaching is dependent upon both textbook and visual aids. The textbook contains tightly organized lesson planned, while visual aids may be produce by teacher or may be commercially produced like flash card, pictures and so on.

F. The Teaching Procedure of Situational Language Teaching

Davies et al. in Rodger (1986:41) give detailed information about teaching procedure to be used with situational language teaching. The sequence of activities consist of: the first is listening practice in which the teacher obtain his students' attention and repeats an example of the patterns or a word in isolation clearly, several times, probably saying it slowly at least once (where... is.. the... pen?), separating the words, the second is choral imitation in which students all together or in large group repeat what the teacher has said. It would be better if the teacher give clear instruction like” everybody” or repeat “after me”.

The next is individual imitation, when the teacher asks several individual students to repeat the model he has given in order to check their pronunciation. After doing imitation, isolation is the step, where the teacher isolates sounds, word or groups of words which cause trouble and goes through techniques 1-3 with them before replacing them in context. After that doing elicitation, which the teacher using mime, prompt, word, gesture, then gets the students to ask question, make statement, or give new examples of the patterns. The last is correction, here the teacher indicates

by shaking his head, repeating the error, etc. if the students make some mistakes, the teacher invites different student to correct it.



CHAPTER III RESEARCH METHODOLOGY

A. Research Method

In this research, the researcher used class action research (CAR) to solve speaking problem of students SMP Negeri 1 Bajeng Barat by using Oral Approach and Situational Language Teaching which consist of three cycles and each cycle consists of three meetings. The method has been employed by the researcher through 4 steps namely planning, acting, observing, and reflecting. Here are some opinions about a classroom action research:

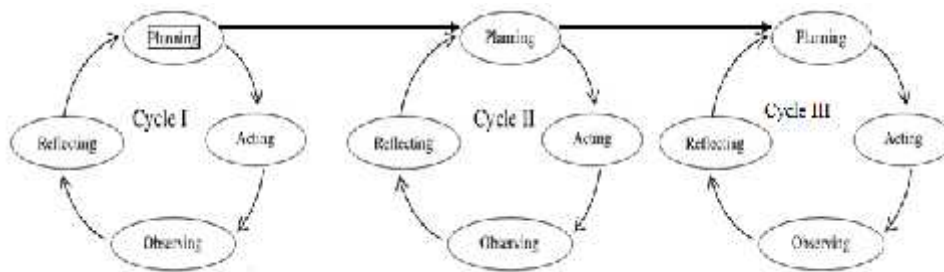
1. Ferrance (2000:1) states “Action Research (AR) is a process in which participants examine their own educational practice systematically and carefully using the techniques of the research”.
2. Elliot (1991:52) says that “Anticipating the action research will become highly recommended as a strategy for helping teachers to maximize pupils’ achievements of national curriculum targets. So, it can be one of educational design that is applied directly to the class to improve students’ achievement as the subject of research”.
3. Kemmis & M.C Taggart in Ferrance (2000: 32) argues action research is deliberate, solution-oriented investigation that is group or personally owned and conducted. It is characterized by spiraling cycle of problem identification, systematic data collection, reflection, analysis, data-driven action and finally problem redefinition.

B. Research Design

There are many models of Class Action Research, as follow;

1. Lewin's model involves a spiral of cycles. Where the basic cycle of activities are identifying a general idea, reconnaissance, general planning, developing the first action step, implementing the first action step, evaluation, revising the general plan.
2. Kemmis and Mc.Taggart in Wiriadmadja (2006:66) describes the model or the procedure of classroom action research into four step They are; (1) planning, (2) acting, (3) observing, and (4) reflecting. The relations among them is called a cycle. It means that a cycle consists of planning, acting, observing, and reflecting.
3. Hopkins in Wiriadmadja (2006:68) describes this method start from:
1) the first thinking of research, 2) reconnaissance, 3) the planning of entirety, 4) action, 5) observation.

In this research, the researcher used Class Action Research by using Lewin's model. This model was chosen by researcher because the steps continuously from planning the activities, action, observing and reflecting the action. Here was the model of action from Kurt Lewin that has been used by the writer:



The steps of the research can be illustrated as follow:

a. Planning

All planning included lesson plan, instructional materials, media or teaching aids, and observation sheet. Sometimes, it was begun by discussion with the teacher, students, valid data or students' scores that we got from the teacher.

b. Action

Action was the performance of planning. Based on the model of class action research above, in this planning of the activity, the researcher can change the plans when it is necessary. Therefore, in this research the writer conducted basic cycle and then if the target not achieved, the writer will conduct the second cycle after revising the plans (amended plan).

c. Observation

Observation was a process of recording and collecting data about any aspect which happen during the implementation of the actions.

d. Reflection

Reflection was used to prepare planning actions after the application of action before; it is to complete next action that has been planned. It is a process of giving judgment and responses toward the action done in the class. Through reflection, the action is evaluated, the result of data is checked to make draw a conclusion, and if the criteria are success, the action will be finished and if it is not, the action will be continued.

C. Research Subject

This Classroom Action Research project conducted in SMP Negeri 1 Bajeng Barat. The subject of research was students of Class VII C in academic year 2012/2013 that consist of 20 students. The reason of choosing this school as the subject because there still lack of students' ability in speaking skill especially in accuracy (pronunciation, grammar, vocabulary) and fluency (smoothness).

D. Research Time

This research was conducted on February till April 2013. It was conducted for nine meetings, started from the third week on February until the first week on April.

E. Research Instrument

To collect the data, the instrument in this research was observation and speaking test. The researcher used pre-cycle test to asses and examines the students'

speaking proficiency before doing CAR. The teacher gave oral test in each cycle to find out the improvement of the students' speaking proficiency. The instrument test given to the students are: choral imitation and individual imitation.

a. Observation

Arikunto, (2006:156) argues “observation is an activity which concern to research object by the sense”. In observation step, the researcher helped by the teacher in observing what happen in the class during the lesson from opening until closing. In addition, the researcher also observes what is going on in the classroom and observed the effect of her teaching to improve students' speaking comprehension ability.

b. Test

Arikunto, (2006:150) said “test is sequence of questions or exercises or other apparatus to measure skill knowledge, intelligence, ability or aptitude of individual or group”. In this classroom action research the researcher gave pre-cycle test before doing action, and then the researcher gave oral test in each cycle that consist of 40 items covering to find out the improvement of students' speaking proficiency.

F. Research Participant

In doing this CAR, the researcher involved the teacher and peer researcher as collaborator or observer that means when the researcher implemented oral approach

and situational language teaching, the collaborator observed the process of teaching and learning from opening until closing, then the result discussed to prepare the next action.

G. Research Target

In this research, each cycle conducted until the criteria were successfully achieved. The researcher wanted to achieve 75% in speaking subject by applying this approach, because it was influenced by the limited research time, the tools and the infrastructure. If the indicator of successful can be achieved for two cycles, the implementation of Oral Approach and Situational Language Teaching for the next will be stopped, and the research can be considered successful.

H. Procedure of Collecting Data

The technique of data collection used in this researcher as follow:

a. Pre-cycle test

Pre-cycle test was given to measure the students' ability. In this activity the students were given basic conversation to know their speaking comprehension before doing the action.

b. Treatment

Treatment aimed to find out the students speaking proficiency and the effectiveness of using Oral Approach and Situational Language Teaching. This research conducted by using Class Action Research (CAR). There were two

cycles and each cycle consists of three meetings, and there were four steps in each cycle:

a) Plan

All planning included lesson plan, instructional materials, media or teaching aids, students tend enlist and observation sheet. Sometimes, it was also begun by discussion with the teacher, students, valid data or students' scores that we got from the teacher.

b) Action

First cycle

First meeting

- 1) The teacher started the activities by checking tend enlist, and seating arrangement using U model and used permanently.
- 2) The teacher introduced the approach of learning, and also the objective of the study.
- 3) The teacher gave the content of the material which made in a piece of paper to the student, and ask the pupil to listen what the teacher say.
- 4) Choral imitation where students all together or in large groups repeat what the teacher has said by giving an instruction like "repeat after me," or "everybody". Then have some students come forward to practice the material.

- 5) Correction; the teacher correct and repeat the error or have the students to correct it.

Second meeting

1. The teacher before continue the material, first she has to review the previous material, or doing brainstorming.
2. The teacher explained what the students should know in this lesson.
3. The students listened to the material read by teacher twice, and then repeat.
4. The students practiced the material in front of the class.
5. The class closed by giving correction to the students.

Third meeting

1. The first action was the teacher reviewed the material for 15 minutes
2. The teacher explained the importance of learning the material.
3. The teacher read the material twice and asked the student to repeat by saying repeat after me.
4. The teacher corrected some mistakes about pronunciation and grammar directly.

Second cycle

First meeting

- 1) The teacher began the class by checking tend enlist of the student.
- 2) The teacher read the material for several times.
- 3) Individual imitation where the teacher asked several individual students to repeat the material in order to check both of the accuracy and the fluency.
- 4) The teacher corrected some mistakes directly.

Second meeting

- 1) The teacher checked tend enlist.
- 2) The teacher have the students to pay their attention.
- 3) Teacher read the material for several times.
- 4) The teacher asked the students to repeat the material one by one (individual imitation).
- 5) The last activity was corrected the students' error.

Third meeting

- 1) The first activity was checking tend enlist.
- 2) The teacher read the material for several times
- 3) Individual imitation where, the teacher asked the students in order to repeat the material
- 4) The teacher gave correction to the students.

- c. Observation; it aimed to find out the students participation during the teaching and learning process, like the students' interest, behavior, and response using oral approach and situational language teaching
- d. Reflection

Here were some activities the researcher did in reflection:

1. Researcher and English teacher discussed about teaching and learning that have done and find the weaknesses and how to improve it in the next meeting.
2. The researcher analyzed the data from the observation and the results of the test and find out the improvement of students speaking ability
3. The researcher made a reflection and concluded the result of students' test in each cycle.

I. Technique of Analyzing Data

In this research, there were two kinds of data, namely qualitative and quantitative one. The qualitative data collected through observation, and the quantitative data collected through evaluation.

Layman (1972:219) has pointed out in scoring the result of students' test that will be evaluated based on two aspects of speaking below:

Speaking accuracy is divided into pronunciation, grammar, and vocabulary. Here are the tables in scoring the students' accuracy and fluency. The first table is measuring the score of students' accuracy in pronunciation

Table 1: Score and criteria of Accuracy (Pronunciation)

Classification	Score	Criteria
Excellent	9.6 – 10	They speak effectively and excellent of pronunciation
Very good	8.6 – 9.5	They speak effectively and very good of pronunciation
Good	7.6 – 8.5	They speak effectively and good of pronunciation
Fairly good	6.6 – 7.5	They speak sometimes hasty, but fairly good of pronunciation
Fair	5.6 – 6.5	They speak sometimes hasty, fair of pronunciation
Poor	3.6-5.5	They speak hasty but poor of pronunciation
Very poor	0.0-3.5	They speak very hasty and very poor of pronunciation

The second table is how to measure the score of students' accuracy in vocabulary and grammar.

Table 2: Score and criteria of Accuracy (Vocabulary and Grammar)

Classification	Score	Criteria
Excellent	9.6 - 10	Their speaking is excellent of using grammar, unlimited of vocabulary and more sentences.
Very good	8.6 – 9.5	Their speaking is very good of using grammar unlimited of vocabulary.
Good	7,6 – 8,5	Their speaking sometimes hasty but appropriate use of grammar and good of vocabulary mastery.
Fair good	6,6 – 7,5	Their speaking more sentences not appropriate to use grammar and low vocabulary mastery.
Fair	5.6 – 6.5	Their speaking more sentences not appropriate to use of grammar, low vocabulary mastery and no communication.
Poor	3.6-5.5	Their speaking more sentences not appropriate to use of grammar, very poor

		of grammar
Very poor	0.0-3.5	Their speaking more sentences not appropriate and very poor of using grammar

The students' speaking fluency is smoothness, the score and criteria of smoothness can be seen based on the table:

Table 3: Score and Criteria of Fluency (smoothness)

Classification	Score	Criteria
Excellent	9.6 – 10	Their speaking is very understandable and high of smoothness.
Very good	8.6 - 9.5	Their speaking is very understandable and very good of smoothness.
Good	7.6 - 8.5	They speak effectively and good of smoothness.
Fairly Good	6.6 - 7.5	They speak sometimes hasty but fairly good of smoothness
Fair	5.6 – 6.5	They speak sometimes hasty, fair of smoothness
Poor	3.6 – 5.5	They speak hasty and more sentences are not appropriate in smoothness

Very poor	0.0 – 3.5	They speak very hasty and more sentences are not appropriate in smoothness and little or no communication
-----------	-----------	---

In calculating the data Sudjana in Rahmiani (2010:37) has pointed out the way to calculate the percentage of the students' score, the formula was used as follow:

$$P = \frac{F}{Ns} \times 100$$

Notation:

P : Rate Percentage

F : Frequency of the Correct Answer

Ns : The Total Number of Students

In other to find out the mean score of students speaking proficiency described by Arikunto (2005:343) by using formula follow:

$$\bar{X} = \frac{\sum X}{N}$$

Where:

\bar{X} : mean score

$\sum X$: Sum of all score

N : Total number of subject

Direktorat pendidikan (1994) has classified the way to find out the students' score, there are seven classifications used as follows:

9,6 – 10 as excellent

8,6 – 9,5 as very good

7,6 – 8,5 as good

6,6 – 7,5 as fairly good

5,6 – 6,5 as fairly

4,6 – 5,5 as poor

0 – 3,5 as very poor



CHAPTER IV FINDING AND DISCUSSION

A. *Finding*

Based on the pervious observation before doing this research the researcher got some data about the students' condition of the class, including the problem faced by the students in learning English especially for speaking. According to the interview between the researcher and the students, it was too difficult to speak, because English seems like a scared subject for them and some students learn English subject when they are in Junior high school. Moreover some students said, sometimes they want to speak but they do not know what they should say and how to say the message they want to say in English.

1. **First cycle**

a) **Planning**

This cycle was done for four meetings included pre-cycle test. It was started on Tuesday, 26th February until Saturday, 9th March 2013 at 07.30 to 10.00 a.m in every meeting. In this step the researcher prepared the material about speaking especially for expressing like and dislike and asking for opinion as material at this cycle, lesson plan as guidance the activity in the class, realia as a media in teaching the material in the class and also observation sheet for the students.

b) Action**First meeting**

Based on the schedule of English subject at the class, the first meeting was conducted on 26th February 2013 which was conducted at 07.30-10.00 a.m. At the first meeting the researcher as a teacher hold self introduction and explained the aim of the research to the students. After that the researcher gave pre-cycle test to the students that consist of 40 items covering in speaking conversation and categorized as pronunciation 10 items, grammar 10 items, vocabulary 10 items and smoothness 10 items. This test was given to the students only to measure the students' ability in speaking before doing the action. The students' pre-cycle test was given using oral test then the teacher record the conversation.

Second meeting

The second meeting conducted on Saturday, 2nd March 2013 at 07.30-10.00 a.m. in this step the researcher focus on improving the students' speaking ability for both of aspect accuracy and fluency especially to express like and dislike and also asking for opinion. The sequence activities were done by researcher in this step as follow:

- 1) The teacher started the activities by checking tend enlist, and seating arrangement using U model and used permanently.

- 2) The teacher introduced the approach of learning, and also the objective of the study.
- 3) The teacher gave the content of the material which was made in a piece of paper to the student, and asked the pupil to listen what the teacher said.
- 4) Choral imitation where students all together or in large groups repeat what the teacher said by giving an instruction like” repeat after me,” or “everybody”. Then have some students come forward to practice the material.
- 5) Correction, when the teacher corrected and repeated the error or asked the students to correct it.

Third meeting

The third meeting was conducted on Tuesday 12th March 2013 at 07.00-10.00 o'clock. Here the researcher clarified the students score at the second meeting and tried to improve it at the third meeting. Here were some activities the researcher did in this meeting:

1. The teacher before continue the material; first she reviewed the previous material.
2. The teacher explained what the students should know in this lesson.
3. The students listened to the material read by teacher twice then repeat it.

4. The students practiced the material in front of the class.
5. The class was closed by giving correction to the students.

Fourth meeting

The fourth meeting was the last meeting in this cycle; it was conducted on 16th March 2013 at the same time as former 07.30 to 10.00 a.m. Here the researcher gave clarification for the second and the third meeting, especially for pronunciation, grammar, vocabulary, and the smoothness. After that the researcher gave an oral test that consists of 30 items for accuracy and 10 items for fluency.

c) Observing

Based on the observation made by the researcher during the learning process at the first cycle, the researcher found the data as follow:

1. At the first cycle of learning, there were many students still confused what they should do in the class, and still lack of speaking especially for pronunciation. Moreover only 20% of students are able to use correct pronunciation.
2. During the meeting conducted, most of the students did not pay their attention, and sometimes they laughed to their friends if there is a mistake, although they also didn't know the correction.

d) Reflecting

The result of students' accuracy in pronunciation, grammar and vocabulary at pre-cycle test and first cycle can be seen from the table below:

Table 4: The result of students' accuracy and fluency at pre cycle-test

Classification	Score	Pre-cycle test							
		Pronunciation		Grammar		Vocabulary		Fluency (Smoothness)	
		F	P	F	P	F	P	F	P
Excellent	9.6 - 10	-	-	-	-	-	-	-	-
Very good	8.6 – 9.6	-	-	-	-	-	-	-	-
Good	7.6 – 8.5	-	-	5	25%	2	10%	5	25%
Fairly good	6.6 – 7.5	3	15%	3	15%	2	10%	3	15%
Fairly	5.6 – 6.5	8	40%	5	25%	8	40%	5	25%
Poor	3.6 – 5.5	5	25%	3	15%	5	25%	3	15%
Very poor	0.0 – 3.5	7	35%	4	20%	3	15%	4	20%
Total		20	100%	20	100%	20	100%	20	100%

The data above showed the students' speaking accuracy and fluency before giving action, the aims of the test of the pre cycle was to measure how far the students' nature knowledge in speaking ability, the data showed to us that no one

students got excellent and very good, it means that the students' achievement before giving action was too low.

On the other side, there is an indicator of successful students that has determined by the researcher namely: if there is 75% student success either in their speaking accuracy or fluency after giving action, it can be said that Situational Language Teaching (SLT) can improve the students speaking ability. The indicator can be seen from the table below:

Table 5: Indicator of successful students' accuracy at pre-cycle test

No	Score	Category	Frequency	Percentage%
1.	75-100	Success	4	20%
2.	0-74	Not success	16	80%
Total			20	100%

Based on the table, the indicator of successful students' accuracy before doing an action are still low, the table above showed that from 20 students in the class, only 20% students success in aspect of speaking accuracy, meanwhile most of them still fail, there was 80% students not success in this pre-cycle test. Meanwhile the indicator of successful students' fluency for smoothness at pre-cycle test based on the table:

Table 6: Indicator of successful students' fluency in smoothness at pre cycle

No	Score	Category	Frequency	Percentage%
1.	75-100	Success	8	40%
2.	0-74	Not success	12	60%

Based on the data above the students' speaking fluency in pre-cycle test was still low, because there was only 40% student success in their test before giving action and 60% was not success. Furthermore the researcher tried to give action for the first and tested namely first cycle test, and the result can be seen from the table below:

Table 7: The result of students' accuracy and fluency at the first cycle test

Classification	Score	First cycle							
		Pronunciation		Grammar		Vocabulary		Fluency (Smoothness)	
		F	P	F	P	F	P	F	P
Excellent	9.6 - 10	-	-	-	-	-	-	-	-
Very good	8.6 – 9.6	-	-	1	5%	2	10%	1	5%
Good	7.6 – 8.5	-	-	8	40%	3	15%	8	40%
Fairly good	6.6 – 7.5	4	20%	1	5%	3	15%	1	5%
Fairly	5.6 – 6.5	11	55%	5	25%	10	50%	5	25%

Poor	3.6 – 5.5	3	15%	3	15%	2	10%	3	15%
Very poor	0.0 – 35	2	10%	2	210%	-	-	2	10%
Total		20	100%	20	100%	20	100%	20	100%

The data above showed the students' speaking accuracy for pronunciation, grammar, vocabulary, and speaking fluency for smoothness after doing the first cycle was still low, even there were a little improvement in compare the result of pre-cycle test.

From the table point of view, for the students' pronunciation in this cycle, there were 4 students or 20% got success and 80% still not success. It was higher than the result of pre-cycle test. In addition for students' accuracy in grammar, from 20 students in the class there were 10 students success, 1 student got very good, 8 students got good, and 1 student got fairly good.

Nevertheless, for students' vocabulary there was also a little improvement from the result of pre-cycle test. In this cycle from 20 students, there were 8 students success, 2 students got very good, 3 students got good, and 3 students got fairly good. From the former explanation, it can be concluded that the research target 75% students success was not achieved at the first cycle, there should be a different action and need more practice in the next cycle to reach the target. Furthermore, the indicator of successful students' accuracy can be seen from the table.

Table 8: The indicator of successful students' accuracy at the first cycle test

No	Score	Category	Frequency	Percentage%
1.	75-100	Success	7	35%
2.	0-74	Not success	13	65%
Total			20	100%

From the table point of view, it showed there was 35% student success and 65% still fail in their speaking accuracy. It means the action at the first cycle still weak, need more effort at the next cycle to enrich the students' achievement in getting the target of this research. Furthermore the students' achievement for their fluency based on table below:

Table 9: The indicator of successful students' fluency at the first cycle

No	Score	Category	Frequency	Percentage%
1.	75-100	Success	10	50%
2.	0-74	Not success	10	50%

From the table point of view, it shows there was 50% of students success in this cycle and 50% not success, in comparing with the result of pre-cycle test, there was only 40% of students success in their fluency, and 60% students not success. It can be said there was a little improvement but it was not achieved the research target, there should be 75% of students success and the research can be categorized success.

2. Second cycle

a. Planning

Generally in planning, the steps in first cycle and the second cycle were same. The researcher prepared material, lesson plan, media and so on. In this cycle the researcher tried to improve the achievement of students in previous cycle.

b. Action

Based on the observation sheet of teacher, the researcher found some weaknesses at the first cycle, so in this cycle, the researcher tried to make the variation of action that was given to the students.

First meeting

The first meeting at the second cycle based on the English class schedule was conducted on 19th March 2013 at 07.30 to 10.00 o'clock. In this meeting the researcher tried to focus on improving the students' pronunciation. Here were the sequence activities the researcher did in this meeting:

1. The teacher began the class by checking tend enlist of the student.
2. The teacher read the material for several times slowly by separating each word, and clear pronunciation.
3. The students all together read the material
4. Individual imitation where the teacher asks several individual students to repeat the material in order to check their pronunciation.
5. The teacher corrected some mistakes directly.

Second meeting

This meeting was conducted on Tuesday, 2nd April 2013 at 07 half past seven to ten o'clock (07.30-10.00 a.m). In this meeting the researcher focused to improve the students' grammar and smoothness. Here some activities the researcher did:

1. The teacher checked tend enlist.
2. The teacher have the students to pay their attention.
3. Teacher read the material for several times.
4. The teacher asked the students to repeat the material one by one (individual imitation).
5. The last activity, the teacher corrected the students' error.

Third meeting

The third meeting was conducted on 6th April 2013 at the same time 07.00 till 10.00 o'clock. In this meeting the researcher focused on the improvement of students' vocabulary.

1. The first activity was checking tend enlist.
2. The teacher read the material for several times
3. Individual imitation where, the teacher asked the students in order to repeat the material
4. The teacher gave correction to the students.

c. Observing

Based on the observation in this cycle, the data were found as follow:

1. In this cycle, the students gave more attention to the learning process. It was very different with the former cycle, where there were many students pay their attention outside of the class and also noisy.
2. Almost both of the students enthusiastic and fell more enjoy in learning process, some of the corrected if their friend have mistake both of accuracy and fluency. In addition in this cycle the students were easier to speak especially in expressing like and dislike, asking for opinion and asking for something.

d. Reflecting

The result of the students' accuracy and fluency at the second cycle as follow:

Table 10: The result of students' accuracy and fluency at the second cycle

Classification	Score	Second cycle							
		Pronunciation		Grammar		Vocabulary		Smoothness	
		F	P	F	P	F	P	F	P
Excellent	9.6 - 10	-	-	-	-	2	10%	-	-
Very good	8.6 – 9.6	1	5%	3	15%	3	15%	3	15%
Good	7.6 – 8.5	4	20%	10	50%	3	15%	10	50%

Fairly good	6.6 – 7.5	10	50%	3	15%	8	40%	3	15%
Fairly	5.6 – 6.5	3	15%	3	15%	4	20%	3	15%
Poor	3.6 – 5.5	-	-	1	5%	-	-	1	5%
Very poor	0.0 – 3.5	2	10%	-	-	-	-	-	-
Total		20	100%	20	100%	20	100%	20	100%

Based on the data above, it shows the students' speaking improvement for both of accuracy and fluency aspect. In this cycle there were significant improvements for pronunciation, grammar, vocabulary and smoothness from the previous cycle. The data shows for pronunciation aspect there were 15 students success from 20 students in the class. 10 students got fairly good, 4 students got good, and 1 student got very good. In comparing with previous cycle only 4 students success, it means there was a higher improvement of students' pronunciation from the first to the second cycle.

In addition the same case happened in vocabulary, the data shows there were 16 students got success in this cycle, where 2 students got excellent as the higher classification, 3 students got very good, 3 students good, and eight students got fairly good. It was different from the first cycle, where only 40% students got success, 2 students got very good, 3 students got good, and also 3 students for fairly good.

In the other hand, the data also showed higher improvement for grammar and smoothness, it was very different from the previous cycle. The data showed for the first cycle there were only 10 students got success from 20 students in the class,

where 1 student got very good, 8 students got good, 1 student fairly good, and another students got fair, poor, and very poor. It was higher, but still not achieved the research target, where it must be 75% of students got success, the research categorized as success. At the second cycle the higher improvement was shown from the table. In this cycle the target of the research was achieved, from 20 students most of them or 16 students got success, in classification 3 students got very good, 10 students good, and 3 students fairly good. It means only 4 students still not success.

Furthermore, based on former description, the research target 75% was achieved for both of accuracy and fluency aspect. So the research categorized as success, and did not continue to the next cycle.

Table 11: Indicator of successful students' accuracy at the second cycle

No	Score	Category	Frequency	Percentage%
1.	75-100	Success	16	80%
2.	0-74	Not success	4	20%
Total			20	100%

From the table above, it indicates the students' achievement for students' accuracy, where most of the students success, there was 80% of students success and 20% still fail, based on the indicator of successful students' accuracy, the result above already received the target of the research. In the other hand the students' fluency also

improved in this cycle where 80% students success in their fluency. So the research categorized as success in this cycle.

Table 12: indicator of successful students' fluency at the second cycle

No	Score	Category	Frequency	Percentage%
1.	75-100	Success	16	80%
2.	0-74	Not success	4	20%

J. Discussion

Speaking is like as the first assessment of students. Some people argue people who are master in English are who can speak well with a good pronunciation and systematic grammatical aspect also speaks in smoothly and clearly. Moreover the approach that had been applied by the researcher could improve the students' ability in speaking not only in accuracy (pronunciation, grammar and vocabulary) but also improve the students' ability to speak fluency (smoothness).

The data showed after doing the second cycle, the higher improvement reached from both of aspect in accuracy and fluency. These could be known from the aspect of pronunciation, the criteria of fairly good at the first cycle was 20% up to 50 % at the second cycle, and at the first cycle no one students got good, and very good, but at the second cycle 20% of students got good, and 5% got very good. In addition for grammar and fluency aspect, 5% got fairly good at the first cycle up to 15% at the second cycle, 40% good up to 50% at the second cycle, and for very good from 5% to 15% at the second cycle.

Furthermore, the same case happened in vocabulary, for the criteria of fairly good was 15% at the first cycle up to 40% at the second cycle. The criteria of good either the result of first cycle or the second cycle was 15% got it, for very good from 10% at the first cycle up to 15% at the second cycle, and for criteria of excellent at the first cycle no one student got it but at the second cycle was 10% of students got excellent.

Based on the finding above it could be concluded that the Oral Approach and Situational Language Teaching can improve the students' speaking ability at the first year students of SMP Negeri 1 Bajeng Barat especially for the VII C. the data showed a very significant improvement of first cycle and the second cycle. The data showed the second cycle improved more than the first cycle.

CHAPTER V CONCLUSION AND SUGGESTION

A. Conclusion

Based on the result of findings and discussion previously, it can be concluded that:

1. Oral Approach and Situational Language Teaching can improve the students' speaking accuracy at the second year students of SMP Negeri 1 Bajeng Barat especially class VII.C. The result shown from the first cycle the students' achievement was too low there were only 35 percent students got succeed, and 75 percent not succeed, but at the second cycle improved to 80 percent students succeed, and 20 percent failed.
2. In the result of the research conducted on 26th February until 6th April 2013. There was a significant improvement for students' fluency (smoothness), The first cycle showed that from indicator successful of students fluency which was categorized success was 50 percent succeed and not success 50 percent while at the second cycle the categories of success was 80 percent and not success was 20 percent.

B. Suggestion

In relation to the conclusion above, the writer would like to suggest:


1. The English teacher should often give practice how to improve the speaking skill of the students.
2. The English teacher should be more creative in choosing the methods or approach that will be used in teaching process.
3. The role of the English teacher in managing the material for speaking skill is very important. The teacher should be more creative in arranging and comprehending a strategy to develop the students' ability in speaking.
4. To anyone who would like to conduct similar research in order to conduct the research patiently and carefully for the sake of getting better result of the research.

Bibliography

- Arikunto, Suharsimi. 2005. *Prosedur Penelitian Suatu Pendekatan Praktek*. Jakarta: PT Rineka Cipta.
- Arikunto, Suharsimi. 2006. *Prosedur Penelitian Suatu Pendekatan Praktek*. Jakarta: PT Rineka Cipta.
- Asrul, Asri. 2010. *Improving Students' Speaking Ability Through the Use of Suggestopedia Method (A Study at the X-2 Class of SMU Negeri 2 Bontotiro Kabupaten Bulukumba)*. Thesis of UNISMUH.
- Binder, Carl. 2002. *Fluency: Achieving True Mastery in the Learning Process*. Retrieved from http://curry.edsschool.virginia.edu/go/specialed/papers/binderet-al_fluency_Pdf.
- Deller, S., & Price, C. 2011. *Teaching Other Subject Through English*. New York: Oxford University Press.
- Depdikbud. 1994. *Kurikulum Pendidikan Dasar, Garis-Garis Besar Program Pengajaran Mata Pelajaran Bahasa Inggris* : Jakarta: Depdikbud.
- Echols, M. John., & Shadily, Hassan. *Kamus Indonesia Inggris (An Indonesian-English Dictionary)*. Jakarta: PT Gramedia Pustaka Utama.
- Ferrance, Eileen. 2000. *Action Research*. Brown University.
- Heaton, J. B. 1988. *Writing English Language Testing*. Longman. Inc: New York.
- Hornby, A. S. 1995. *Oxford Advanced Learners Dictionary*. London: Oxford University Press.
- Jaharuddin. 2007. *The Effectiveness of Case Building Debate to Improve the Students' Speaking Ability. A case Study at the Fourth Semester Students of English Department of Tarbiyah and Teacher Training Faculty Alauddin State Islamic University of Makassar*. A thesis of UIN.
- John, Mellie. 1982. *Basic Language*. Harper & Row Publisher: United State of America.
- Karwono, H. 2008. *Penelitian Tindakan Kelas (Classroom Action Research) Article*. Retrieved from http://www.karwono.wordpress.com.2008/artikel_p-t-k.
- Khafifah. 2007. *The Use of Thematic Simulation in Improving the Speaking Ability of the Second Year Students of MAN 1 Makassar*. A thesis of UIN.
- Layman. 1972. *Technique in Testing*. New York: Oxford University Press.
- Muhaemin, Ahmad. 2012. *Increasing the Students' Speaking Ability Through Asking and Answering Technique at the Second Year of Madrasah Aliyah Putra As'adiyah Sengkang Kab. Wajo*. A thesis of UIN.
- Tuatoy, Nurlaila. 2007. *The Effectiveness of Using Telling Story Technique In Improving The Speaking Ability of the Members of UEF Meeting Club at UIN Alauddin Makasssar*. Thesis UIN
- Pitriani. 2007. *The Role of Oral Production Test in Improving the Students' Speaking Ability at the Second Year Students of SMUN 1Bontomate'ne Selayar*. Thesis UIN.

- Rahmaniar. 2010. *Improving the Students' Speaking Proficiency Through Presentation, Practice and Production Approach (A Classroom Action Research at the Third Grade in class A of MTs Islamic Boarding School Muhammadiyah Pinrang)*. Thesis of UNISMUH.
- Richards, Jack. C. 1995. *Approaches and Methods in Language Teaching*. New York: Cambridge University Press.
- Samsu, Alam. 2007. *Improving the Students' Speaking Skill through Self Determination Approach at the Second Year Students' of MTs Modern Islamic Boarding School Biru Kab. Bone*. A thesis of UIN.
- Wiriadmadja. 2006. *Metode Penelitian Tindakan Kelas*. Bandung: PT Remaja Rosdakarya.





UNIVERSITAS ISLAM NEGERI
ALAUDDIN
M A K A S S A R

alauddin

PRE CYCLE TEST

Repeat the dialogue after your teacher:

a. A: where are you going Febby?

B: Oh I'm going to the canteen

A: any way what is your favorite food?

B: I love fried noodle, but I can't stand with fried prawn. What about you Baim?

A: I see. Well I enjoy vegetables, soup and I hate nuts.

A: What do you think of Indonesian horror movies recently? Do you like them?

B: I would say I don't really like them.

b. A: hello Risa, where have you been?

B: oh, hello uncle Ferdi, I'm very busy with my school project

A: by the way, can you give me newspaper? I have not read it yet.

B: sure uncle, here you are. Anyway would you please pass me the syrup, uncle?

A: yes of course.

B: by the way, where is your daughter?

A: oh, she goes to the market

B: Could you please give this book to her?

A: sure, glad to help you.

B: Thank you very much

PRONUNCIATION	GRAMMAR	VOCABULARY	SMOOTHNESS
a. Where are you going?	a. where are you?	a. canteen	a. where are you
b. what is your favorite food?	b. i am going	b. favorite	b. what is your favorite food?
c. I love fried noodle	c. what is your favorite?	c. newspaper	c. I am very busy
d. I can't stand	d. I can't stand with	d. thank you	d. I love fried noodle
e. I enjoy vegetables	e. where have you been?	e. like	e. would you please.
f. would you please pass me that newspaper?	f. I am very busy	f. daughter	f. I can't stand with
g. would you please pass me the syrup?	g. would you please	g. sure	g. thank you very much
h. my school project	h. thank you very much	h. glad	h. I have not read it yet
i. where have you been?	i. can you give me?	i. help	i. can you give me?
i. here you are	j. I have not read	j. market	j. can you give me?
j. just study hard	it yet.		

Instrument test

Cycle 1 (express like and dislike/ask for opinion)

Baim: where are you going Feby?

Feby: oh, I'm going to the canteen

Baim: can I join?

Feby: sure, let's go

Baim: anyway, what is your favorite food?

Feby: I love fried noodle so much, but I can't stand with fried prawn. I'm allergy.

What about you Baim?

Baim: I see. Well I enjoy vegetables soup and I hate nuts.

Feby: alright. Baim, let's talk about movie. What do you think of Indonesian horror movies recently? I mean do you like them?

Baim: well I would say I don't really like them. I'd prefer comedy. What about you?

Feby: I think. It's a good movie. Horror movie is very entertaining.

a. Pronunciation

- Where are you going?
- Canteen
- Sure, let's go
- Favorite food
- Fried noodle
- Stand with
- What about you
- Enjoy vegetables
- Let's talk about
- I'd prefer comedy

UNIVERSITAS ISLAM NEGERI

ALAUDDIN

MAKASSAR

b. Grammar

- Where are you
- I'm going
- can I join?
- What is your favorite food?
- I can't stand with fried prawn
- I'm allergy
- What do you think?
- do you like them
- I don't really like them
- Horror movie is very entertaining

c. Vocabulary

- Where
- Canteen
- Join
- Sure
- Favorite
- Love
- Recently
- Comedy
- Movie
- Entertaining

d. Smoothness

- Where are you
- I'm going
- Can I join?
- What is your favorite food?
- I can't stand with fried prawn
- I'm allergy



- What do you think of?
- Do you like them?
- I don't really like them
- Horror movie is very entertaining



Cycle 2 (asking and giving something)

Uncle Ferdi: hello Risa, where have you been?

Risa: oh, hello uncle Ferdi, I am very busy with my school project

Uncle ferdi: oh. I see. Risa by the way, can you give me that newspaper? I haven't read it yet.

Risa: sure uncle, here you are

Uncle Ferdy: how's your school anyway?

Risa: doing good uncle, I must face final exam next week. By the way would you please pass me the syrup uncle?

Uncle Ferdy: yes of course. Here it is

Risa: well, uncle Ferdy, where is your daughter?

Uncle Ferdy: oh, she goes to the market with her mother. Why?

Risa: I see. Could you please give this book to her? I have rent it for three days

Uncle Ferdy: sure, glad to help you.

Risa: thank you very much, uncle.

Uncle ferdy: don't mind it.

a. Pronunciation

- Where have you been?

- Busy

- School project

- Give me that newspaper

- Read it yet

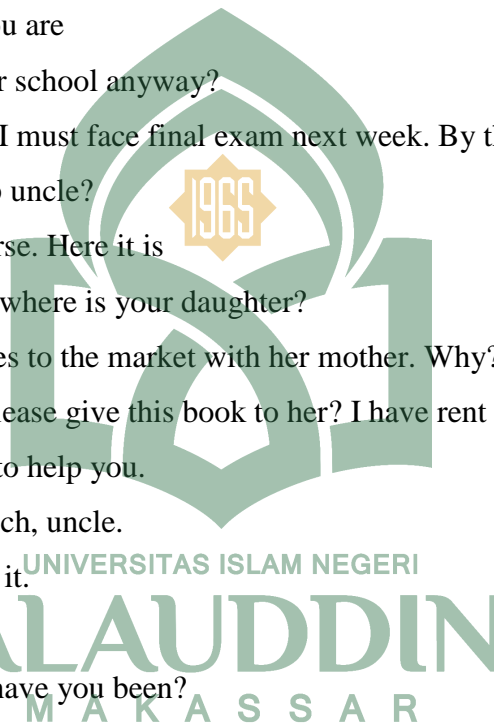
- Here you are

- Final exam

- Here it is

- Could you please

- don't mind it



b. Grammar


- Where have you been?
- I am very busy
- Can you give me that newspaper?
- I haven't read it yet
- How's your school anyway?
- I must face
- Would you
- Where is your daughter?
- She goes to the market
- Could you

c. Vocabulary

- Hello
- Project
- Newspaper
- Good
- Exam
- Of course
- Daughter
- I see
- Thank you
- Don't mind it

d. Smoothness

- Where have you been?
- I am very busy
- Can you give me that newspaper?
- I haven't read it yet
- How's your school anyway?



- I must face
- Would you
- Where is your daughter?
- She goes to the market
- Could you



Name:

Nis:

OBSERVATION SHEET

Aspects	Rating/score
Eye contact Use eye to connect with partner	1
Vocal variety Use variation in voice and tone to engage with partner	2
Pace and timing Use variety in pace and timing to communicate to his/ her partner	3
Language Word use, partners and interest	4
Movement and location Use movement to communicate and connect with partner	5
Avoids distraction Vocal movement distraction, such as “umm, eee” or pacing back and forth area at a minimum	6
Mean score	7

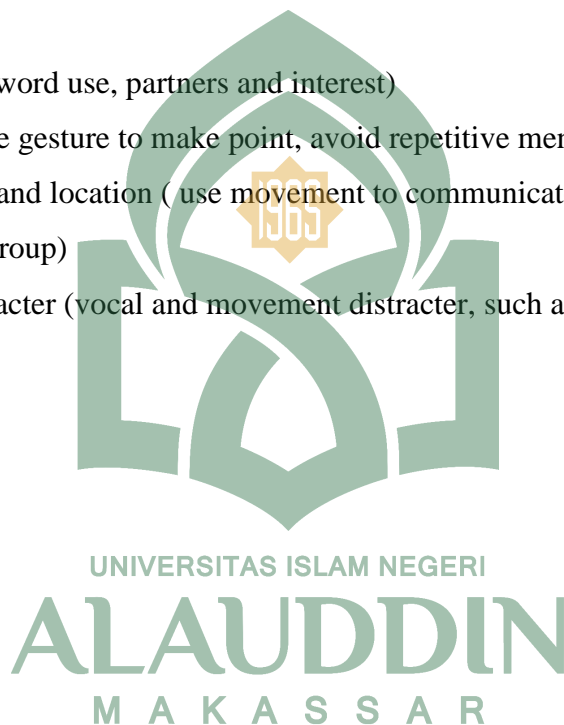
Adapted from Tom Steven in Muhaemin 2012)

Observation sheet

This is one of the instruments of my research. The purpose of this instruments are to know the students' activities during the teaching and learning process, and to know the students' activities in learning process in increasing the students speaking ability.

There are some aspects will be observed during the teaching and learning process, they are

1. Eye contact (use eye contact with partner)
2. Vocal variety (use variation in voice and tone engage partner)
3. Pace and timing (use variety in pace and timing to communicate to his/her partner)
4. Language(word use, partners and interest)
5. Gesture (use gesture to make point, avoid repetitive mention)
6. Movement and location (use movement to communicate and connect with partner or group)
7. Avoid distracter (vocal and movement distracter, such as emm, eee, etc)



**RENCANA PELAKSANAAN PEMBELAJARAN
(RPP)**

Sekolah : SMP Neg. 1 Bajeng Barat

Mata Pelajaran : Bahasa Inggris

Kelas / Semester : VII / 2

Standar : Express like and dislike

Kompetensi : Asking for opinion

Kompetensi Dasar : Express like and dislike appropriately
Ask for opinion appropriately

Alokasi Waktu : 6 X 40 menit (3 pertemuan)

Tujuan Pembelajaran

- Siswa dapat menguasai cara mengekspresikan perasaan like dan dislike
- Siswa dapat mengetahui cara meminta pendapat

Karakter siswa yang diharapkan : Dapat dipercaya (*Trustworthines*)
Rasa hormat dan perhatian (*respect*)
Tekun (*diligence*)
Tanggung jawab (*responsibility*)

Materi Pembelajaran

- Conversation about like and dislike and asking for opinion

Cycle 1 (express like and dislike/ask for opinion)

Baim: where are you going Feby?

Feby: oh, I'm going to the canteen

Baim: can I join?

Feby: sure, let's go

Baim: anyway, what is your favorite food?

Feby: I love fried noodle so much, but I can't stand with fried prawn. I'm allergy. What about you Baim?

Baim: I see. Well I enjoy vegetables soup and I hate nuts.

Feby: alright. Baim, let's talk about movie. What do you think of Indonesian horror movies recently? I mean do you like them?

Baim: well I would say I don't really like them. I'd prefer comedy. What about you?

Feby: I think. It's a good movie. Horror movie is very entertaining.

Metode Pembelajaran

- Oral Approach and situational language teaching

Langkah-langkah Kegiatan Pembelajaran

Kegiatan Pendahuluan

- Guru bersama siswa membentuk kursi dengan membentuk huruf U
- Guru memperkenalkan metode oral approach kepada siswa dan menjelaskan tujuan pembelajaran
- Guru memotivasi siswa mengenai pentingnya belajar speaking
- Guru membagi siswa ke dalam beberapa kelompok, masing – masing beranggotakan dua orang

Kegiatan Inti

1). Eksplorasi

- Guru membagi selembar kertas kepada siswa yang berisikan materi pembelajaran

- Choral imitation, guru membaca script percakapan di depan kelas dan memita siswa untuk mengikuti, dengan menggunakan kata “ulangi setelah saya/repeat after me”.

2). *Elaborasi*

- Siswa mengulangi script percakapan setelah guru
- Guru menunjuk beberapa orang siswa untuk membacakan percakapan dan diikuti oleh siswa yang lain

3) *Konfirmasi*

- Guru mengoreksi jika terdapat kesalahan yang dilakukan oleh siswa

Kegiatan Penutup

- bersama-sama dengan peserta didik dan/atau sendiri membuat rangkuman/simpulan pelajaran;
- melakukan penilaian dan/atau refleksi terhadap kegiatan yang sudah dilaksanakan secara konsisten dan terprogram;
- menyampaikan rencana pembelajaran pada pertemuan berikutnya.

Sumber Belajar

- Buku *English In focus grade VII*

Penilaian

a. Pronunciation

- Where are you going?
- Canteen
- Sure, let's go
- Favorite food

- Fried noodle
- Stand with
- What about you
- Enjoy vegetables
- Let's talk about
- I'd prefer comedy

b. Grammar

- Where are you
- I'm going
- can I join?
- What is your favorite food?
- I can't stand with fried prawn
- I'm allergy
- What do you think?
- do you like them
- I don't really like them
- Horror movie is very entertaining

c. Vocabulary

- Where
- Canteen
- Join
- Sure
- Favorite
- Love
- Recently
- Comedy
- Movie
- Entertaining

d. Smoothness

- Where are you
- I'm going
- Can I join?
- What is your favorite food?
- I can't stand with fried prawn
- I'm allergy
- What do you think of?
- Do you like them?
- I don't really like them
- Horror movie is very entertaining

....., 20.....

Mengetahui

Kepala Sekolah Guru

Mapel Bhs.Inggris



NIP

NIP

**RENCANA PELAKSANAAN PEMBELAJARAN
(RPP)**

Sekolah : SMP Neg. 1 Bajeng Barat
Mata Pelajaran : Bahasa Inggris
Kelas / Semester : VII / 2
Standar Kompetensi : Ask and giving something
Kompetensi Dasar : Ask and giving something appropriately
Alokasi Waktu : 2 X 40 menit (1 pertemuan)

Tujuan Pembelajaran

- Siswa dapat menguasai cara meminta sesuatu
- Siswa dapat meegtahui cara memberi sesuatu

Karakter siswa yang diharapkan : Dapat dipercaya (*Trustworthines*)

Rasa hormat dan perhatian (*respect*)

Tekun (*diligence*)

Tanggung jawab (*responsibility*)

Materi Pembelajaran

- Conversation about ask and give something

Cycle 2 (asking and giving something)

Uncle Ferdi: hello Risa, where have you been?

Risa: oh, hello uncle Ferdi, I am very busy with my school project

Uncle ferdi: oh. I see. Risa by the way, can you give me that newspaper? I haven't read it yet.

Risa: sure uncle, here you are

Uncle Ferdy: how's your school anyway?

Risa: doing good uncle, I must face final exam next week. By the way would you please pass me the syrup uncle?

Uncle Ferdy: yes of course. Here it is

Risa: well, uncle Ferdy, where is your daughter?

Uncle Ferdy: oh, she goes to the market with her mother. Why?

Risa: I see. Could you please give this book to her? I have rent it for three days

Uncle Ferdy: sure, glad to help you.

Risa: thank you very much, uncle.

Uncle ferdy: don't mind it.

Metode Pembelajaran

- Oral Approach and situational language teaching

Langkah-langkah Kegiatan Pembelajaran

Kegiatan Pendahuluan

- Guru mengecek daftar hadir siswa
- Guru menjelaskan entingnya materi yang akan dipelajari
- Guru memotivasi siswa mengenai pentingnya belajar speaking
- Guru membagi siswa ke dalam beberapa kelompok, masing – masing beranggotakn dua orang

Kegiatan Inti

1). Eksplorasi

- Guru membagi selemba kertas kepada siswa yang berisikan materi pembelajaran

- Choral imitation, guru membaca script percakapan di depan kelas dan meminta siswa untuk mengikuti, dengan menggunakan kata “ulangi setelah saya/repeat after me”.

2). *Elaborasi*

- Individual imitation, siswa membaca script percakapan secara berpasang-pasangan
- Guru menunjuk siswa secara bergiliran untuk mempraktekkan script di depan kelas

3) *Konfirmasi*

- Guru mengoreksi jika terjadi kesalahan pronunciation atau meminta siswa lain untuk mengoreksinya secara langsung
- Guru mengoreksi jika terdapat kesalahan grammar dan vocabulary secara langsung

Kegiatan Penutup

- bersama-sama dengan peserta didik dan/atau sendiri membuat rangkuman/simpulan pelajaran;
- melakukan penilaian dan/atau refleksi terhadap kegiatan yang sudah dilaksanakan secara konsisten dan terprogram;
- menyampaikan rencana pembelajaran pada pertemuan berikutnya.


Sumber Belajar

- Buku *English In focus grade VII*

Penilaian

a. Pronunciation

- Where have you been?
- Busy
- School project
- Give me that newspaper
- Read it yet
- Here you are
- Final exam
- Here it is
- Could you please
- don't mind it



**RENCANA PELAKSANAAN PEMBELAJARAN
(RPP)**

Sekolah : SMP Neg. 1 Bajeng Barat
Mata Pelajaran : Bahasa Inggris
Kelas / Semester : VII / 2
Standar Kompetensi : Ask and giving something
Kompetensi Dasar : Ask and giving something appropriately
Alokasi Waktu : 2 X 40 menit (1 pertemuan)

Tujuan Pembelajaran

- Siswa dapat menguasai cara meminta sesuatu
- Siswa dapat meegtahui cara memberi sesuatu

Karakter siswa yang diharapkan : Dapat dipercaya (*Trustworthines*)
 Rasa hormat dan perhatian (*respect*)
 Tekun (*diligence*)
 Tanggung jawab (*responsibility*)

Materi Pembelajaran

- Conversation about ask and give something

Cycle 2 (asking and giving something)

Uncle Ferdi: hello Risa, where have you been?

Risa: oh, hello uncle Ferdi, I am very busy with my school project

Uncle ferdi: oh. I see. Risa by the way, can you give me that newspaper? I haven't read it yet.

Risa: sure uncle, here you are

Uncle Ferdy: how's your school anyway?

Risa: doing good uncle, I must face final exam next week. By the way would you please pass me the syrup uncle?

Uncle Ferdy: yes of course. Here it is

Risa: well, uncle Ferdy, where is your daughter?

Uncle Ferdy: oh, she goes to the market with her mother. Why?

Risa: I see. Could you please give this book to her? I have rent it for three days

Uncle Ferdy: sure, glad to help you.

Risa: thank you very much, uncle.

Uncle ferdy: don't mind it.

Metode Pembelajaran

- Oral Approach and situational language teaching

Langkah-langkah Kegiatan Pembelajaran

Kegiatan Pendahuluan

- Guru mengecek daftar hadir siswa
- Guru menjelaskan pentingnya materi yang akan dipelajari
- Guru memotivasi siswa mengenai pentingnya belajar speaking
- Guru membagi siswa ke dalam beberapa kelompok, masing – masing beranggotakn dua orang

Kegiatan Inti

1). Eksplorasi

- Guru membagi selembar kertas kepada siswa yang berisikan materi pembelajaran
- Choral imitation, guru membaca script percakapan di depan kelas dan meminta siswa untuk mengikuti, dengan menggunakan kata “ulangi setelah saya/repeat after me”.

2). *Elaborasi*

- Individual imitation, siswa membaca script percakapan secara berpasang-pasangan
- Guru menunjuk siswa secara bergiliran untuk mempraktekkan script di depan kelas

3) *Konfirmasi*

- Guru mengoreksi jika terjadi kesalahan grammar atau meminta siswa lain untuk mengoreksinya secara langsung
- Guru mengoreksi jika terdapat kesalahan grammar dan smoothness secara langsung

Kegiatan Penutup

- bersama-sama dengan peserta didik dan/atau sendiri membuat rangkuman/simpulan pelajaran;
- melakukan penilaian dan/atau refleksi terhadap kegiatan yang sudah dilaksanakan secara konsisten dan terprogram;
- menyampaikan rencana pembelajaran pada pertemuan berikutnya.

Sumber Belajar

- Buku *English In focus grade VII*

Penilaian

a. Grammar

- Where have you been?
- I am very busy
- Can you give me that newspaper?
- I haven't read it yet
- How's your school anyway?
- I must face
- Would you
- Where is your daughter?
- She goes to the market
- Could you

B. Smoothness

- Where have you been?
- I am very busy
- Can you give me that newspaper?
- I haven't read it yet
- How's your school anyway?
- I must face
- Would you
- Where is your daughter?
- She goes to the market
- Could you

**RENCANA PELAKSANAAN PEMBELAJARAN
(RPP)**

Sekolah : SMP Neg. 1 Bajeng Barat
Mata Pelajaran : Bahasa Inggris
Kelas / Semester : VII / 2
Standar : Ask and giving something
Kompetensi
Kompetensi Dasar : Ask and giving something appropriately
Alokasi Waktu : 2 X 40 menit (1 pertemuan)

Tujuan Pembelajaran

- Siswa dapat menguasai cara meminta sesuatu
- Siswa dapat meegtahui cara memberi sesuatu

Karakter siswa yang diharapkan : Dapat dipercaya (*Trustworthines*)
 Rasa hormat dan perhatian (*respect*)
 Tekun (*diligence*)
 Tanggung jawab (*responsibility*)

Materi Pembelajaran

- Conversation about ask and give something

Cycle 2 (asking and giving something)

Uncle Ferdi: hello Risa, where have you been?

Risa: oh, hello uncle Ferdi, I am very busy with my school project

Uncle ferdi: oh. I see. Risa by the way, can you give me that newspaper? I haven't read it yet.

Risa: sure uncle, here you are

Uncle Ferdy: how's your school anyway?

Risa: doing good uncle, I must face final exam next week. By the way would you please pass me the syrup uncle?

Uncle Ferdy: yes of course. Here it is

Risa: well, uncle Ferdy, where is your daughter?

Uncle Ferdy: oh, she goes to the market with her mother. Why?

Risa: I see. Could you please give this book to her? I have rent it for three days

Uncle Ferdy: sure, glad to help you.

Risa: thank you very much, uncle.

Uncle ferdy: don't mind it.

Metode Pembelajaran

- Oral Approach and situational language teaching

Langkah-langkah Kegiatan Pembelajaran

Kegiatan Pendahuluan

- Guru mengecek daftar hadir siswa
- Guru menjelaskan entingnya materi yang akan dipelajari
- Guru memotivasi siswa mengenai pentingnya belajar speaking
- Guru membagi siswa ke dalam beberapa kelompok, masing – masing beranggotakn dua orang

Kegiatan Inti

1). Eksplorasi

- Guru membagi selembar kertas kepada siswa yang berisikan materi pembelajaran
- Choral imitation, guru membaca script percakapan di depan kelas dan meminta siswa untuk mengikuti, dengan menggunakan kata “ulangi setelah saya/repeat after me”.

2). *Elaborasi*

- Individual imitation, siswa membaca script percakapan secara berpasangan
- Guru menunjuk siswa secara bergiliran untuk mempraktekkan script di depan kelas

3) *Konfirmasi*

- Guru mengoreksi jika terjadi kesalahan pronunciation atau meminta siswa lain untuk mengoreksinya secara langsung
- Guru mengoreksi jika terdapat kesalahan vocabulary secara langsung

Kegiatan Penutup

- bersama-sama dengan peserta didik dan/atau sendiri membuat rangkuman/simpulan pelajaran;
- melakukan penilaian dan/atau refleksi terhadap kegiatan yang sudah dilaksanakan secara konsisten dan terprogram;
- menyampaikan rencana pembelajaran pada pertemuan berikutnya.

Sumber Belajar

- Buku *English In focus grade VII*

Penilaian**Vocabulary**

- Hello
- Project
- Newspaper
- Good
- Exam
- Of course
- Daughter
- I see
- Thank you
- Don't mind it



....., 20.....

Mengetahui

Kepala Sekolah

UNIVERSITAS ISLAM NEGERI

Guru Mapel Bhs. Inggris

ALAUDDIN
M A K A S S A R

NIP

NIP

The Result of Students' Accuracy and Fluency at Pre-Cycle Test

No	Name	Accuracy			Fluency
		Pronunciation	Grammar	Vocabulary	
1.	Student A	60	70	60	70
2.	Student B	50	80	70	80
3.	Student C	30	70	30	70
4.	Student D	60	60	60	60
5.	Student E	60	80	70	80
6.	Student F	30	70	60	70
7.	Student G	50	60	50	60
8.	Student H	50	60	50	60
9.	Student I	50	40	10	40
10.	Student J	10	40	50	40
11.	Student K	10	60	60	60
12.	Student L	60	60	60	60
13.	Student M	40	10	50	10
14.	Student N	60	80	80	80
15.	Student O	60	50	60	50
16.	Student P	60	10	60	10
17.	Student Q	10	10	50	10
18.	Student R	30	80	60	80
19.	Student S	10	30	10	30
20.	Student T	60	80	80	80

The Result of Students' Speaking Accuracy and Fluency at the First Cycle

No	Name	Accuracy			Fluency
		Pronunciation	Grammar	Vocabulary	
1.	Student A	70	80	70	80
2.	Student B	70	80	90	80
3.	Student C	60	80	60	80
4.	Student D	60	70	70	70
5.	Student E	60	80	80	80
6.	Student F	60	80	60	80
7.	Student G	60	60	40	60
8.	Student H	60	60	50	60
9.	Student I	60	80	10	80
10.	Student J	40	40	60	40
11.	Student K	30	60	60	60
12.	Student L	60	50	70	50
13.	Student M	60	30	60	30
14.	Student N	70	80	80	80
15.	Student O	60	60	60	60
16.	Student P	70	60	60	60
17.	Student Q	20	50	60	50
18.	Student R	40	80	80	80
19.	Student S	30	30	30	30
20.	Student T	60	90	90	90

The Result of Students' Speaking Accuracy and Fluency at the Second Cycle

No	Name	Accuracy			Fluency
		Pronunciation	Grammar	Vocabulary	
1.	Student A	80	80	80	80
2.	Student B	80	90	100	90
3.	Student C	70	80	80	80
4.	Student D	70	80	80	80
5.	Student E	70	80	90	80
6.	Student F	70	80	90	80
7.	Student G	70	80	70	80
8.	Student H	70	80	70	80
9.	Student I	70	80	60	80
10.	Student J	60	60	70	60
11.	Student K	30	80	70	80
12.	Student L	70	60	70	60
13.	Student M	70	50	70	50
14.	Student N	90	90	90	90
15.	Student O	70	70	60	70
16.	Student P	80	70	70	70
17.	Student Q	30	70	70	70
18.	Student R	60	80	60	80
19.	Student S	60	60	60	60
20.	Student T	80	90	100	90



CURRICULUM VITAE

Susi Linda Riani is the first child of Saparuddin and Janowati. she was born on December, 15th 1991 in Tanuntung. She has one brother and no sister. She and family live on Jl. Buayya, Tanunutng, east Bulukumba. She finished her study in elementary at SD No. 193 Tanuntung 2003, then continued her study to junior high school and received as a student at SMP Negeri 1 Herlang. She finished her study in 2006. After that she continued her study in senior high school, and was a student in SMA Negeri 1 Herlang, then graduated in 2009. At the same year she became a student in university, especially in Islamic State University of Aladdin (UIN Alauddin) Makassar, as a student of English Education Department.

UNIVERSITAS ISLAM NEGERI
ALAUDDIN
 M A K A S S A R