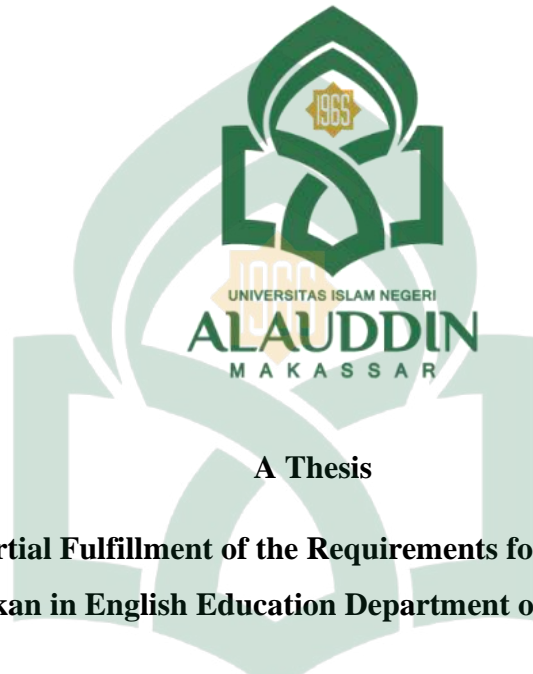


**THE STUDENT'S PERCEPTION ON LEARNING MANAGEMENT SYSTEM
(LMS) MODEL OF ENGLISH EDUCATION DEPARTEMENT OF UIN
ALAUDDIN MAKASSAR**



A Thesis

**Submitted in Partial Fulfillment of the Requirements for the Degree of Sarjana
Pendidikan in English Education Department of Tarbiyah and
Teaching Training Faculty of UIN Alauddin Makassar**

**UNIVERSITAS ISLAM NEGERI
ALAUDDIN
M A K A S S A R**

By:

Annisa

Reg. Number: 20400116087

**ENGLISH EDUCATION DEPARTMENT
TARBIYAH AND TEACHING TRAINING FACULTY
ISLAMIC STATE UNIVERSITY OF ALAUDDINMAKASSAR**

2022

PENGESAHAN SKRIPSI

Skripsi berjudul “*The Student’s Perception on Learning Management System (LMS) Model of English Education Departement of UIN Alauddin Makassar*”, yang disusun oleh saudari **Annisa**, NIM **20400116087**, mahasiswa Jurusan Pendidikan Bahasa Inggris Fakultas Tarbiyah dan Keguruan UIN Alauddin Makassar, telah diuji dan dipertahankan dalam sidang munaqasyah yang diselenggarakan pada hari Rabu tanggal 10 Februari 2021 M, bertepatan dengan tanggal 09 Rajab 1443 H, dinyatakan telah dapat diterima sebagai salah satu syarat untuk memperoleh gelar Sarjana dalam Ilmu Pendidikan, Jurusan Bahasa Inggris dengan beberapa perbaikan.

Gowa, 07 Maret 2022 M
04 Sya`ban 1443 H

DEWAN PENGUJI: (Nomor SK 389 Tahun 2022)

Ketua Sidang : Dra. Hj. St. Azisah, M.Ed.St., Ph.D.

Sekretaris : Dr. Sitti Nurpahmi, S.Pd., M.Pd.

Munaqisy I : Dr. H. Abdul Muis Said, M.Ed. TESOL

Munaqisy II : Dr. H. Nur Asik, M.Hum

Pembimbing I : Dr. Hj. Mardiana, M.Hum.

Pembimbing II: Muhammad Jabal An Nur, S.Pd., M.Pd

(*[Signature]*)

(*[Signature]*)

(*[Signature]*)


(*[Signature]*)

(*[Signature]*)

(*[Signature]*)

Diketahui oleh:

Dekan Fakultas Tarbiyah dan Keguruan
UIN Alauddin Makassar



Dr. Hj. Marjuni, S.Ag., M.Pd.I.
NIP 197810112005011006

ACKNOWLEDGEMENTS

بِسْمِ اللَّهِ الرَّحْمَنِ الرَّحِيمِ

Alhamdulillah Rabbil Alamin, the researcher would like to express her deepest gratitude to The Almighty Allah SWT, The Only Provider, The Most Merciful who gives His guidance, inspiration, and good health for all time to conduct the writing of this thesis. Shalawat and Salam are always delivered to The Great Prophet Muhammad SAW who has brought us from the darkness to the lightness.

The success of the researcher in writing this thesis is supported and encouraged by many people who gave valuable assistance and guidance. The researcher realizes that this thesis would have not been completed without their support. Therefore, the researcher would like to express her special gratitude to her beloved family, especially for her parents, **Dahlan Abdullah** and **Hj. Marianti** who always pray, motivate, educate, struggle, and gave the best support for the researcher in finished her study at UIN Aladdin Makassar. The researcher also would like to express her greatest gratitude and appreciation to:

1. **ProfH. Hamdan Juhannis, M.A, Ph.D.**, the Rector of UIN Alauddin Makassar and his vices.
2. **Dr. H. Marjuni, M.Pd.I.**, the Dean of Tarbiyah and Teaching Training Faculty of UIN Alauddin Makassar and his vices.

3. **Dra. Hj. St. Azisah, M.Ed. St., Ph.D.**, the Head of English Education Department who always give the best support and motivational advice for the researcher in conducting this research.
4. **Dr. Sitti Nurpahmi, M.Pd.**, the Secretary of English Education Department of Tarbiyah and Teaching Science Faculty of UIN Alauddin Makassar who always give the best suggestion for researcher.
5. **Dr. Hj. Mardiana, M. Hum.**, as the first consultant of researcher who had provided the best time and guidance as well as extraordinary support in completing this thesis.
6. **Muhammad Jabal An Nur, S.Pd., M.Pd.**, as the second consultant who always give the best solution and motivational suggestion for the researcher in completing this research.
7. **Dr. Abd Muis Said, M.Ed., M.TESOL** as the first examiner who had guided the researcher during writing this thesis.
8. **Dr. H. Nur Asik, M.Hum**, as the second examiner who had given the best guidance in completing this research.
9. The researcher beloved family who were became the best facilitator for the researcher during finished the study at UIN Alauddin Makassar.
10. Special thanks to **Ariadi R, S.Pd.**, as the best counselor who always faithfully accompany the researcher in completing all of the examinations.

11. The researcher best friends in Gengster, Basecamp, Kumi-Kumi who always provide assistance and encouragement when the researcher was tired to complete this thesis.
12. All of the researcher friends in English Education Department (2016) especially in group 3 and 4 (PBI 3-4) which cannot be mentioned one by one overall thank you for the friendship, togetherness and support for the researcher in completing this thesis.
13. All the researcher friends in Senior High School at Mamuju who always gave the support and help for researcher in finishing this thesis.

The researcher realized that the writing of this thesis still has many shortcomings. Therefore, constructive criticism and suggestion must highly appreciate. Hopefully, this thesis would give a positive contribution for the educational development or those who want to carry out further research.



Gowa, 1 Januari 2022

Researcher,

Annisa

NIM. 20400116087

TABLE OF CONTENTS

PAGE TITLE	i
ACKNOWLEDGEMENTS.....	ii
TABLE OF CONTENTS.....	v
LIST OF TABLES	vii
LIST OF CHARTS	vii
LIST OF APPENDICES	ix
ABSTRACT.....	x
CHAPTER I:INTRODUCTION	1
A. Background	1
B. Research Questions	4
C. Research Objectives	4
D. Significances of the Research	4
E. Scope of the Reserch	5
F. Operational Definition of Terms.....	6
CHAPTER II: REVIEW OF RELATED LITERATURE.....	7
A. Previous of Related Research Findings.....	7
B. Some Partinent Ideas.....	8
C. Theoretical Framework	16
CHAPTER III:RESEARCH DESIGN.....	21
A. Research Method and Location.....	21
B. Population and sample	22
C. Research Instrument.....	23
D. Data Collection Procedures.....	23
E. Data Analysis Technique	24
CHAPTERIV: FINDINGS AND DISCUSSION.....	27
A. Findings.....	27
B. Discussions.....	36

CHAPTER V: CONCLUSIONS AND SUGGESTIONS	38
A, Conclusions	38
B. Suggestions	39
BIBLIOGRAPHY	41
APPENDICES	44
DOCUMENTATIONS.....	72



UNIVERSITAS ISLAM NEGERI
ALAUDDIN
M A K A S S A R

LIST OF TABLES

Table 3.1 Gradation of Likert Scale.....	21
Table 3.2 Frequencies and Criteria of students' response on the performance of LMS.....	22
Table 4.1 Categories of students' response on the performance of LMS in Online Learning.....	27
Table 4.2 Categories of students' response on the performance of LMS in Task Submission.....	29
Table 4.3 frequencies of students' perception on the implementation of LMS.....	31
Table 4.4 Frequencies and Criteria of students' response on the performance of LMS in online learning.....	37
Table 4.5 Frequencies and Criteria of students' response on the performance of LMS in task submission.....	37



LIST OF CHARTS

- Chart 4.1** The students' response on the performance of LMS in Online Learning.....26
- Chart 4.2** The students' response on the performance of LMS in task submission.....28



LIST OF APPENDICES

APPENDIX A Questionnaire of the performance of LMS in online learning and task submission.....	45
APPENDIX B Interview guideline	47
APPENDIX C The result of the questionnaire in online learning.....	48
APPENDIX D Percentage of students response on the performance of Google Classroom in online learning.....	49
APPENDIX E The result of the questionnaire in task submission.....	50
APPENDIX F Percentage of students' response on the performance of Google in task submission.....	51



ABSTRACT

Name : Annisa
Reg. Number : 20400116087
Department : English Education
Faculty : Tarbiyah and Teaching Science
Title : *The Student's Perception on Learning Management System Model in English Education Department at UIN Alauddin Makassar*
Consultant 1 : Dr. Hj. Mardiana, M. Hum.
Consultant 2 : Muhammad Jabal An Nur, S.Pd., M.Pd

Nowadays, there are a lot of online learning platforms. New technologies developed to make learning process easier. One of the examples of online learning platforms is Learning Management System (LMS) Model. This research aimed to find out the students' perception on the implementation of Learning Management System (LMS) Model in English Education Department batch 2018 at UIN Alauddin Makassar.

The data was analyzed by using the frequencies of Likert Scale and mean score. The frequency of students' response on the performance of LMS in online learning . While, in submitting task . The mean score of the students' perception on the implementation of LMS . The result indicated that student had positive perception with the implementation of LMS. Based on the findings and discussions of the research, the researcher recommends especially for the university to continue in applying LMS as an instructional media in English Education Department.

This research employed quantitative, exactly survey research where the data obtained from the questionnaires. The questionnaires divided into two kinds, such as the students' response on the performance of Google Classroom in online learning and task submission. The subject of this research was 75 students of English Education Department batch 2018 at UIN Alauddin Makassar.

CHAPTER 1

INTRODUCTION

A. Background

The development of the era is not separated from the development of technology because it has entered the aspect of human life, such as in the field of education related learning process. In the modern era, the educational or learning model cannot be separated from technology practices now. The role of technology and media is very significant in learning. If learning is focused on the teacher, the role of media and technology can be a supporter in presenting the learning material. In addition, if learning is focused on student, the media and technology can serve as the facilitators in completion their assignments. In the past, learning process could only be held synchronously. Nowadays, learning process can be held asynchronously. The learning process actually has an important role in increasing the quality of education. Thus, the current learning process always refers to modern-based learning activities with the aim to facilitate learners in digest, complete, or submit tasks easily. In addition, it is also aimed to allow students to apply technology to avoid the technology stuttering.

One of the technology utilizations in the learning process is e-learning, which can be accessed using web. It is undeniable that most of the learners already have

smartphone. Therefore, they can access the application easily anytime and anywhere. Aparicio, Bacao, and Oliveira (2016) found that the students' online learning system (e-learning) can increase productivity and facilitate their duties. In addition, the research of Nabiyeu cited by Filippova (2015) indicates that online learning has several advantages and disadvantages. The advantages are learning process can take place quickly, the availability of learning for everyone, and fast feedback. The disadvantages are lack of direct communication students, lack of attention about the condition of the learners, and the lack of support to access software application. The use of e-learning that can be used now is Learning Management System (LMS).

Learning Management System (LMS) is one of an instructional media at UIN Alauddin Makassar which is used to conduct online learning by using web. According to Brush (2019), LMS is a software application or web-based technology used to plan, implement and assess a specific learning process. It is use for E-learning practices and it is most common form consists of two elements such as a server that performs the base functionally and a user interface that is operated by instructors, students, and administrators. Typically, a Learning Management System provides an instructor with a way to create and deliver content, monitor student participation and assess student performance. Based on the preliminary research, the researcher found that the implementation of LMS in English Education Department has pros and cons. There are several reasons to support the implementation of

LMS (Learning Managements System). The first, it can save money. This is because students did not need to print out the materials or tasks to be submitted. The second, it can save time because to submit an assignments, a student does not need to met directly with the teacher. The third, it can be accessed anytime and anywhere. The fourth is not constrained by space. The presence of LMS can be personalized the class are held by online like presenting the material and discussion.

On the other hand, there are several reasons which oppose the implementation of LMS (Learning Managements System). The first, students have to stay alert to see the notification of this application. Automatically, students must still have an internet connection for preparation of tasks that have been given to avoid the missing of the assignments. In addition, the internet connection in the university not supported this application. The second, online learning can reduce the interaction between students. Whereas a teacher have to met with students directly to know their rising in learning. The last, the variety of student's educational background become the problem in implementation of LMS, because the students who still stuttering in technology will difficult to apply this application. The reasons above become the interest for the researcher to know the perception of students about the implementation of LMS application. In Addition, the implementation of LMS (Learning Managements System) was not responding well from the university . The reasons above become the interest for the researcher to know the perception of the students about the

implementation of LMS (Learning Managements System at UIN Alauddin Makassar especially for English Education Department.

B. Research Questions

Based on the background above the research questions are:

1. What is the student's perception on the implementation of Learning Management System in online learning at UIN Alauddin Makassar?
2. What is the student's perception on the implementation of Learning Management System in task submission at UIN Alauddin Makassar?

C. Research Objectives

Based on the research questions above, the research objectives are:

1. To find out the student's perception on the implementation of Learning Management System in online learning at UIN Alauddin Makassar.
2. To find out the student's perception on the implementation of Learning Management System in task submission at UIN Alauddin Makassar.

D. Research Significances

This research is expected to delivered benefits for the various parties, such as:

1. Theoretical significances

Theoretical significant of this research is expected to support the theory about the implementation of Learning Management System (LMS) model for the students.

2. Practical Significances

a. For academic

The result of this research is expected to provide more information for the university on what is the student's perception on the implementation of Learning Management System (LMS). Therefore, it can be consideration for the university whether the application is suitable to be applied or not.

b. For the next researcher

The result of this research is expected to provide knowledge or more information for the next researcher about Learning Management System in terms of advantages, disadvantages, and how to access it. In the other words, it can be the reference for the next researchers when they want to conduct the same or relevant research with this research.

E. Research Scope

This research focus on the student's perception on the implementation of Learning Management System (LMS) especially in English Education Department Batch 2018 for two aspects namely in online learning and task submission.

F. Operational Definition Of Terms

1. Perception

Perception is an individual view about an object to be perceived. In this case, perception is the student's views about the implementation of Learning Management System as an instructional media at UIN Alauddin Makassar

2. Learning Management System (LMS)

Google Learning Management System (LMS) is one of an instructional media at UIN Alauddin Makassar which is used to conduct online learning by using web. The use of this application relay an internet connection which can be accessed by using smart phone and personal computer.



CHAPTER II

REVIEW RELATED LITERATURE

1. Previous of Related Research Findings

Various studies have proved the research about the perception and the implementation of Google Classroom:

First, Sabran and Sabara (2019) did research about the effectiveness of Learning Management System Model as a learning media found that it was effective as a learning media. The relation of this research with my research is measuring the students' perception on the implementation of LMS as a learning media for students. As for the difference of this research with my research is this research used experimental research with the development step to produce an e-learning using LMS while my research using survey research without the development step to produce an e-learning using LMS.

Second, Alim et al. (2019) did research about the effectiveness of Learning Management System as an instructional media found that the use of LMS was good as an instructional media. The relation of this research with my research is measuring how the implementation of Google Classroom application for the students. But, this research used descriptive qualitative method while my research using quantitative method exactly survey research.

Third, Todo (2018) did research about the perception of the student toward the use of Learning Management System to support blended learning for the linguist introduction course found that student have positive perception about an implementation of LMS. The relation of this research with my research is using perception of the student to measure how the potency of LMS in learning. Then, in collected the data of this research by gave questionnaire for the students twice, exactly in the early and last semester. While, in my research will give once questionnaire for the students.

2. Some Partinent Ideas

A. Cognitive pshycology

Psychology is a branch of psychology that studies mental processes such as attention, languageuse, memory, perception, problem solving, and though tpatterns.

In particular, research describes perceptions that itcan be explained as follows:

1. Definition of Perception

In Oxford dictionary, perception is the ability to perceive something through the sense. The sensing is derived from the physical and social stimulus in environment. This Stimulus is digested by individuals' senses. The senses act as a connector between the individuals with the environment.

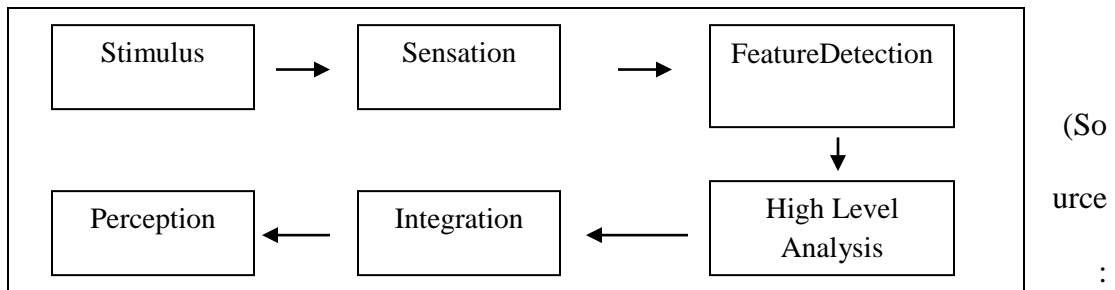
James (1904) stated that perception is the awareness of certain material things present to the senses. Perception relates to fact implied by individual consciousness.

Besides that, Gibson et al. (2006) stated that perception as an organizing set of behavior expected from individual in a specific position. While, Greory (1997) stated that perception is a hypothesis, where the formation of incorrect hypothesis will lead to errors in perception. He argues that prior knowledge and past experience are the important part in perception. Besides that, perception allows behavior to be generally appropriate to non sense object characteristics.

Reitz (2000) stated that perception includes all processes by an individual which receiving information about environment. The information received by seeing, hearing, feeling, tasting and smelling. Where, the perception can be affected by three classes of variables, exactly the objects, environment, and the perceiver. While McShane and Von Glinow (2015) state that perception as process of receive and acceptable. The processes occur include selecting, organizing, and interpreting the information received. Perception can shape a persons' attitude and behavior because not all information can be accepted by individuals.

2. Process of Perception

Essentially, perceive is a process of observing an object by senses, exactly seeing, hearing, smelling, and tasting. What has gotten and interpreted has derived from the sensing of the social environment (Matlin & Foley 1992). Look for the scheme below to understand the process of perception forming:



(Source : Goldstein 1984 in Feldman 2003)

The first one in the perception process is the emergence of the stimulus received from environment. Then, the stimulus would produce sensation in the five senses. The sensation that has been received by the five senses will be forwarded to the feature detection. In this step, sensation would be analyzed using a higher level than the previous one. The analysis would be done in detail and depth. The result of this analysis will be send to the brain form a complete perception of an object focus to be perceived.

3. Factor Influencing Perception

As an individual beings, mind of individual cannot be made to be same each others. It means that every individual has their own right in life. Whether, it is right in providing a view of environment and actions, similarly in providing a perception. It is undeniable that perceptions of each individual can be different. It because there are some aspects that effect the perception of an individual, exactly:

1. Senses

Some definition of perception according to the expert can be concluded that the beginning of perception formation was obtained from the stimulus received by the senses (Matlin & Foley 1992). As like the statement of Coren, Ward, and Enns that your world is what your senses tell you. Similarly, if the senses of individual had the problem, the perception given will unclear.

2. Observation and selection of focus

After receiving the stimulus from environment, the individual would observe the stimulus then focus on thinking about what will be the result of perception. According to Robbins (1991), the factors included the observation and selection of focus has:

a. Perceiver

It is undeniable that every perceiver will give the different perception according to stimulus had been received. The different perception caused by the personality and cognitive ability of an individual.

b. Object

Randolph and Blackburn (1989) state that the characteristics of objects that are seen as a focus in providing perception such as colors, uniqueness, and contrast.

c. Situational context

Robbins (1991) states that the situational context in this case including the time, place, and cultural context. The perception of an object is always conditioned with the place and culture. Whereas we know that culture in Indonesia is diverse. It is one of the causes of differences in perception of an individual.

3. Frame of Reference Filter

The intended frame in this case is experience and memory. Experience has never been detached from memory (Lewis 1999). Therefore, when an individual is faced with something that has been gained in the past, it will easily for them in giving perception.

4. Aspects perception

According to Baron and Byrne (2003), there are 3 aspects of perception, such as cognitive, affective, and conative aspects.

a. Cognitive Aspect

Cognitive Aspect is an aspect relate to the individuals view, knowledge and belief about an object. In this case, how the students view, knowledge and belief about an implementation of Google Classroom.

b. Affective Aspect

Affective aspect is an aspect relate to an individual emotional (feeling happy and unhappy) of an object. In this case, how the students feel with the implementation of Google Classroom.

c. Psychomotor Aspect

Psychomotor aspect is an aspect relate to an individual attitude in accordance with the perception given of an object. In this case, perception related to the student's attitude with Google Classroom implementation.

B. Learning Media

Learning media is anything that can be used to convey messages or information in the teaching and learning process so that it can stimulate students' attention and interest in learning. One type of learning media used in learning is E-Learning where this learning media is based on electronics that utilizes technology that is connected to the internet network. Some examples of E-learning learning media; Udemey, teacherroom, google classroom, zenius, zoom, and LMS. In this study, it is related to the LMS which is described as follows:

1. Learning Management System (LMS)

b. Concept of LMS

According to Brush (2019), LMS is a software application or web-based technology used to plan, implement and assess a specific learning process. It is use for E-learning practices and it is most common form consists of two elements such as a server that performs the base functionally and a user interface that is operated by instructors, students, and administrators. Typically, a Learning Management System provides an instructor with a way to create and deliver content, monitor student participation and assess student performance. LMS may also provide students with the ability to use interactive features such as threaded discussions, video conferencing, and discussion forums. Where, the implementation of LMS is using to conduct online discussion by using Lentera. Besides that, Ouadoud (2018) states that LMS is software including a range of

services that assist teachers with the management of their course. In the other words, the set of the available tools in LMS represent all these services that help in managing the teaching process and the interaction between users such as the access control services, synchronous and asynchronous tools of communication and user administration services. LMS is a computing device that group several tools and ensures the educational lines.

Across dedicated platforms to the open and distance learning, all conduits are preserved and expanded for the learner, tutor, coordinator and administrator within E-learning platform. It offers many services allowing the management of content, particularly by creating, importing and exporting learning objects. The presence of LMS as a learning media has several advantages and disadvantages as described by Christopher (2015). The advantages are:

1. Accessibility (easy to use)

The use of LMS application is accessibility because it can not only be used by computer. The application also can be used by smart phone. It is undeniable that students have smart phone which can make them easily to access the application. Besides that, the assignment in LMS not limited in word, but can be in picture and videos. In addition, the application is easy to use because there are clear instructions when we will create and submit the assignments.

2. Effective in communication and sharing

Beside accessibility, LMS has an advantage in communication, like the communication between the teacher and students. For example the teacher correction of the assignments performed by the students. In addition, LMS also has the advantages in sharing because not limited to sharing assignments for everyone.

3. Speed up the assignments process

With the LMS application, creating and submitting an assignment can be faster than offline. This is because to the assignments no need paper and it does not take long time to submit it.

4. Effective feedback

In LMS application, feedback given by the teacher is always in good language. Therefore, students will remain on positive thinking in doing the assignments. This is become the reason that Google Classroom application can be said as an application with the effective feedback.

5. No need for paper (cheap)

LMS is said a cheap application because students do not have to spend costs to print their assignments, because this application is an online application that can be used to collect assignments without paper.

While, the disadvantages of implementation Google Classroom are:

a. Internet network

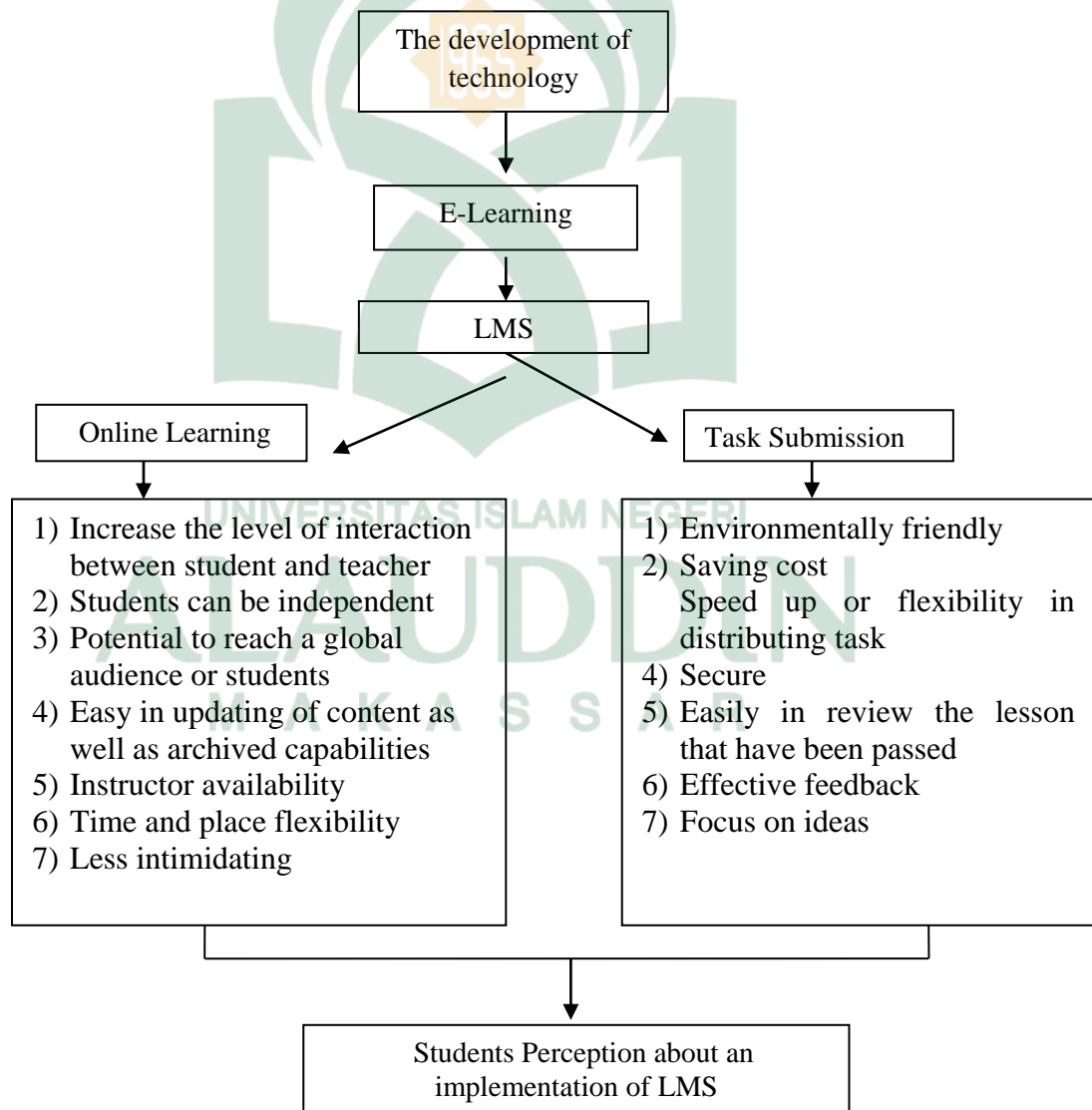
One of the disadvantages of LMS application is an internet network. Quality of this application depends on the quality of internet network.

Therefore, the students' assignment from the teacher can be missing when the quality of the internet network is bad.

b. Limited integration option

LMS has not integrated with Google calendar and any calendar. It can cause some issues in setting up the material and assignment deadlines.

3. Theoretical Framework



E-Learning according to Garrison and Anderson (2003) is regarded as natural evolution of learning attitudes, which always take advantages of the latest tools to emerge in context of technology for educational structures. One part of E-Learning is the use of Learning Management System (LMS). According to Brush (2019), LMS is a software application or web-based technology used to plan, implement and assess a specific learning process. It is use for E-learning practices and it is most common form consists of two elements such as a server that performs the base functionally and a user interface that is operated by instructors, students, and administrators. Typically, a Learning Management System provides an instructor with a way to create and deliver content, monitor student participation and assess student performance.

The implementation of LMS as an instructional media divided in 2 categories such as in online learning and task submission. Wulf in Euis (2014) described the implementation of LMS in online learning to 9 categories, which is also the advantages of Google Classroom such as:

- a. Increase the level of interaction between student and teacher

One of the greatest advantages of LMS is Google Docs, these documents are saved online and shares with a limitless number of people, we can create an announcement or assignment using Google Docs, students can access

it immediately through their Google drive, as long as teacher has shared it with students

b. Students can be independent

With LMS, students will be trained to complete their tasks with their own efforts and the opportunity to cheat on their friends' work will be reduced.

c. Potential to reach a global audience or students

The presence of LMS can be a platform for a teacher to reach out to their students anytime and anywhere.

d. Easy in updating of content as well as archived capabilities

Files that have been stored in the LMS application as well as tasks that have been sent to teachers will be stored as data that has been archived. Therefore, students will not worry about losing important files in the LMS application.

e. Instructor availability

With LMS application, the opportunity to interact with teachers is no longer limited by space. Students can ask questions that they do not think are obvious, for example in terms of assignments. In other words, students can discuss their work with teachers without having to meet in person.

f. Time and place flexibility

LMS is a huge time saver. With all resources saved in one place and the ability to access this application anywhere, teachers will have more free time to

complete other tasks. Since classroom can be accessed from a mobile device, teachers and students can participate through their phones or tablets.

g. Less intimidating

In LMS, feedback given by the teacher is always in good language. Therefore, students will remain on positive thinking in doing the assignments.

h. Accessibility

The use of Google Classroom application is accessibility because it can not only be used by computer. The application also can be used by smart phone. It is undeniable that students have smart phone which can make them easily to access the application. Besides that, the assignment in Google Classroom not limited in word, but can be in picture and videos. In addition, the application is easy to use because there are clear instructions when we will create and submit the assignments.

While, the categories of Google Classroom in task submission was described by Christopher (2015) in some statement such as:

a. Environmentally friendly

By centralizing e-learning materials in one cloud-based location, students and teachers have the ability to go paperless and stop worrying about printing, handing out, or even losing their work.

b. Saving cost

Google classroom is said a cheap application because students do not have to spent costs to print their assignments, because this application is an online application that can be used to collect assignments without paper.

c. Speed up or flexibility in distributing task

Assignment process has never been quicker and more effective, as in Google Classroom you can check easily who has submitted their assignment and who is still working on it, as well as students' feedback immediately.

d. Secure

This application counts as very safe. This is because to sign in to Google Classroom account, needed E-mail which is registered with an institution or college. In addition, the application does not display advertising. Therefore, the risk for fraud will be very small or even none at all.

e. Easily in review the lesson that have been passed

This app counts as very safe. This is because to sign in to your Google Classroom account, which is registered with an institution or college. In addition, the app does not display advertising so the risk for fraud will be very small or even none at all

f. Effective feedback

Speaking of feedback, Google Classroom gives you the opportunity to offer your online support to your learners right away, means that feedback become more effective as fresh comments and remarks have bigger impact on learners' mind.

CHAPTER III

RESESARCH DESIGN

A. Research Method and Location

a. Research Method

This research belongs to quantitative survey research. Gay (2012) stated that quantitative research is a research to describe the current conditions, investigate relations, and study about cause and effect of phenomena. Then survey research according to Creswell (2008) is the procedures in the quantitative research which investigate administer a survey to a sample or to entire the population of the people to describe the attitude, perception, behavior or characteristic of the population. The use of survey research is gathering information about the attitude, opinion, group beliefs, and demographic composition. The data of this research is collected by asking question for a sample which can be administrated by questionnaire.

There are two designs of survey research namely cross sectional studies and cross longitudinal studies. However, this research belongs to survey cross sectional study because just giving one survey to the sample.

b. Research Location

This research conducted at UIN Alauddin Makassar located in Samata. It was because UIN Alauddin Makassar is a campus that applied this application as an instructional media. In addition, the researcher also a student's of English Education Department at UIN Aluiddin Makassar, therefore it can be the opportunity for the researcher to collected data easily.

B. Population and Sample

a. Population

Population in this study involved the students of English Education Department at UIN Alauddin Makassar who used Learning Management System (LMS) exactly batch 2018. Where the student consists of 2 classes namely PBI A with the total students 37 students and PBI B with the total 38 students. Therefore, total populations of this research were 75 students.

b. Sample

Sampling is a process of selecting a number of individual for a study. Arikunto (2010) stated that if the number of population under 100 peoples, the researcher can take the entire population as a research sample, but if the number of population above 100 peoples, the researcher can take a few percent of population as a sample. In this research, the researcher used total sampling

which involved all of the population become a sample. Therefore, sample of this research were 75 students.

C. Research Instrument

Gay (2012) stated that research instruments are tools to collect the data. The instrument for collecting data is important in research because by using instrument, the researcher could get clear data from the subject. In this research, the researcher used questionnaires to find out the perception of students in English Education Department force 2017 on the implementation of Learning Management System. Where, the questionnaire consists of 2 parts namely the students' response on the performance of LMS in online learning which adapted from Wulf in Euis (2014) and the students' response on the performance of LMS in task submission which adapted from Christoper (2015).

D. Data Collection Procedure

Data collection procedures are ways to obtain data and information needed in the study. The data collecting procedure in this research was questionnaire. In the questionnaires step, the researcher asked the respondent to answer the question based on the present choices toward their perception on the implementation of LMS. The

design of questionnaire presented the students' identity such as name, class, and phone number. In addition, to answer the question, respondents might give a sign or check list mark for the presenting gradation based on their feeling toward the statement. Where, the questionnaire was given for the respondents by using Google form.

In measuring the answers of the questionnaires form of the respondents, the researcher used Likert scale. The Likert scale is used to measure attitudes, opinions, and perceptions of a person about social phenomena. Gay (2012) stated that the answer of each instrument item using the Likert scale has a gradation of positive to very negative, which consist of:

Table 3.1. The Gradation of Likert Scale

Components	Score	
	Positive	Negative
Strongly agree	5	1
Agree	4	2
Neutral	3	3
Disagree	2	4
Strongly disagree	1	5

(Source: Gay 2012)

Data Analysis Technique

Data Analysis technique defines as an activity after collecting data from all respondents accumulated. In this study, the researcher used a quantitative data analysis technique by using statistical method. The steps were:

1. Tabulated and scored the data according to gradation criteria has been determined, exactly strongly agree (5), agree (4), neutral (3), disagree (2), and strongly disagree (1).
2. Determined total score of respondents' answer of each form by Nazir (2005):

$$T \times P_n$$

Note:

T = Total number of respondents who answered

P_n= Choice of likert score

3. Finding the percentage score of each questionnaire with the form by Nazir (2005):

$$\text{Index (\%)} = \frac{\text{Total Score}}{Y} \times 100\%$$

Y = Highest score of Likert scale X total respondent

4. Finding the interval class to determined positive and negative response of students on the performance of LMS in online learning and task submission by the form below:

$$I = \frac{100\%}{\text{Likert Score}}$$

Where, the interval class was:

Table 3.2.Interval class of frequency and criteria of LMS

Frequency (%)	Criteria
0% - 19.99%	Strongly Disagree
20% - 39.99%	Disagree
40% - 59.99%	Uncertain
60% - 79.99%	Agree
80% - 100%	Strongly Agree

Source: Nazir (2005)

5. Finding the mean score of each questionnaire with the form below:

$$\text{Mean} = \frac{\sum X}{N}$$

Where:

$\sum X$ = Total percentage score of the questionnaire

N= Number of data of questionnaire

6. Finding the students' perception on the implementation of Learning Management System(LMS) in English Education Department batch 2018 at

UIN Alauddin Makassar with determined the criteria of the mean score that has been previously found.



CHAPTER IV
FINDINGS AND DISCUSSIONS

This chapter described the findings and discussion of the research. In the findings section, the researcher showed all the data which collected by the researcher during the research. In the discussion section, the researcher analyzed and discussed all the data in the findings section. Besides that, discussions section also linking the result of this study with existing research.

A. Findings

The findings of the research were taken from the result of questionnaires from 75 students in English Education Department at UIN Alauddin Makassar, exactly force 2018 about their perception on the implementation of Learning Management System (LMS). The questionnaire was divided into two parts, namely the response of students on the performance of LMS in online learning and task submission.

- a. Students' response on the performance of LMS in online learning

The chart below showed the percentage of students' response on the performance of LMS, exactly in online learning by the questionnaire. Where, the questionnaire consists of nine statements. They were:

- a) Increase the level of interaction between student ad lecturer.
- b) Students can be independent
- c) Potential to reach a global audience or students
- d) Easy in updating of content as well as archived capabilities
- e) Instructor availability
- f) Time and place flexibility
- g) Less intimidating

Where, to find the percentage of students' response on the performance of LMS in online learning, the researcher used the form by Nazir (2005) which previously determine the total score of students' response with the form below:

$$\frac{\sum X}{Pn}$$

Where:

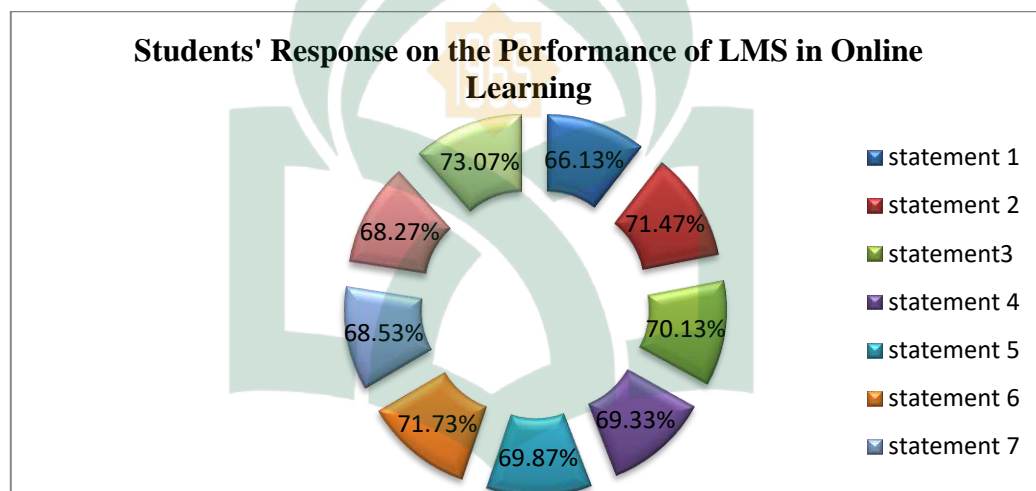
T = Total number of respondents who answered

Pn= Choice of Likert score

Meanwhile, to find the percentage of each point of students' response on the performance of LMS in online learning, the researcher used the form below:

$$\text{Index (\%)} = \frac{\text{Total score}}{Y} \times 100$$

Chart 4.1: The result of question



From the chart above, it appeared that the highest percentage of students' response on the performance of LMS in online was in the statement 9 namely accessibility with 73.07% percentage score. Then, it was followed by the statement 6 namely time and place flexibility with 71.73% percentage score. Then, it was followed with the statement 2 namely students can be independent with 71.47% percentage score. Next, it was followed by the statement 3 namely potential to reach a global audience or students with 70.13% percentage score. After that, it was followed with the statement 5 namely instructor availability with 69.87% percentage score.

Next, it was followed by the statement 4 namely easy in updating of content as well as archived capabilities with 69.33% percentage score. Then, it was followed by the statement 7 with 68.53%. Then, it was followed by the statement 8 namely review teacher instantly with 68.27% percentage score. From the each percentage of the questionnaire points above, the categories of each statement can be seen based on the interval class of frequency and criteria of LMS:

Table 4.1. Categories of students' response on the performance of LMS in online learning

No	Statements	Categories	Score
1.	Increase the level of interaction between student	Agree	4
2.	Students can be independent	Agree	4
3.	Potential to reach a global audience or students	Agree	4
4.	Easy in updating of content as well as archived capabilities	Agree	4
6.	Instructor availability	Agree	4
7.	Less intimidating		4
8.	Review teacher instantly	Agree	4
9.	Time and place flexibility	Agree	4

Based on the table above, total score of students' response on the performance of LMS in online learning was 36. Meanwhile, the mean score was:

$$\text{Mean} = \frac{\sum X}{N}$$

$$\frac{36}{9} \\ = 4$$

Based on the range below, the result of students' perception on the performance of LMS in online learning indicated that students had the positive perception on the perception on the performance of LMS in online learning:

Table 4.2 Range and criteria of Students' Perception on the implementation of LMS in online learning

Range	Categories
1.0 - 1.8	Strongly negative
1.8 - 2.6	Negative
2.6 - 3.4	Neutral
3.4 - 4.2	Positive
4.2 - 5.0	Strongly positive

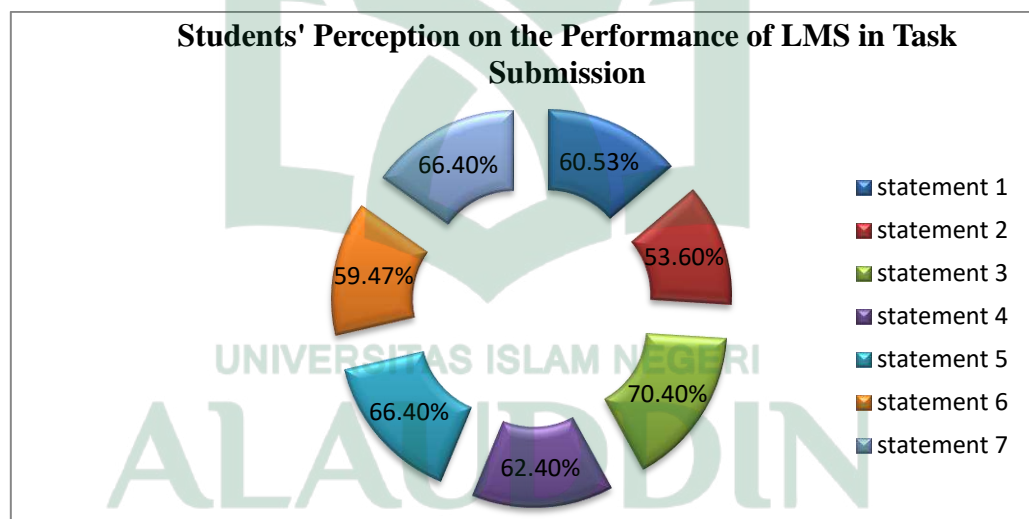
b. Students' response on the performance of LMS in task submission

The chart below showed the percentage score of students' response on the performance of LMS in task submission. Where there are 7 statements which became a benchmark to find out the students' perception on the implementation LMS, namely:

- a) Environmentally friendly
- b) Saving cost

- c) Speed up or flexibility in distributing task
- d) Secure
- e) Easily in review the lessons that have been passed
- f) Effective feedback
- g) Focus on ideas

Chart 4.2: The result of question



The chart above showed the percentage of students' response on the performance of LMS exactly in task submission. The chart above showed that the highest percentage of students' response on the performance of LMS in task submission was in the statement 3 namely speed up or flexibility in distributing task with 70.40% percentage score. Then, it was followed by the statement 5 namely in

review the lessons that have been passed and statement 7 namely focus on ideas with 66.40% percentage score. Next, it was followed by the statement 4 namely secure with 62.40%. After that, it was followed by the statement 1 namely environmentally friendly with 60.53% percentage score. Then, it was followed by the statement 6 namely effective feedback with 59.47% percentage score. Meanwhile, the lowest score was in the statement 2, namely saving cost with 53.60% percentage score. From the each percentage of the questionnaire points above, the categories were:

Table 4.3 Categories of students' response on the performance of LMS in task submission

No.	Statements	Categories	Score
	Environmentally Friendly	Agree	4
2.	Saving cost	Neutral	3
3.	Speed up or flexibility in distributing task	Agree	4
4.	Secure	Agree	4
5.	Easily in review the lessons that has been passed	Neutral	3
6.	Effective feedback	Neutral	3
7.	Focus on ideas	Agree	4

Based on the table above, total score of students' response on the performance of LMS in task submission was 25 score. Meanwhile, the mean score was:

$$\text{Mean} = \frac{\sum X}{n}$$

$$= \frac{25}{25}$$

$$= \frac{\quad}{7}$$

$$= 3.5$$

As well as the result of the performance of LMS in online learning, , the result of students' perception on the performance of LMS in task submission also indicated that students had the positive perception on the performance of LMS in online learning:

Table 4.4 Range and criteria of Students' Perception on the implementation of LMS in Task submission

Range	Categories
1.0 - 1.8	Strongly negative
1.8 - 2.6	Negative
2.6 – 3.4	Neutral
3.4 – 4.2	Positive
4.2 – 5.0	Strongly positive

B. Discussions

This research aimed to find out the students' perception on the implementation of LMS in English Education Department Batch 2018 at UIN Alauddin Makassar by the questionnaire. The questionnaires consist of two parts namely the performance of LMS in online learning and task submission. The result of this indicated that the students had the positive perception. In addition, the result of this research was

suitable with some research that had been found in the previous research. The first, from Sabran and Sabara did research about the effectiveness of LMS as a learning media. They found that LMS was effective as a learning media. Some factors which supported in the implementation of LMS in their study include the readiness of human resources to improved e-learning, software facilities to develop learning media, internet facilities and the need for the implementation of learning media to improved and increased learning activities in the classroom. While, the strength reason of students in support the implementation of LMS in this study was the accessibility of LMS. As well as this research, the previous research also complaint the internet connection in their institution toward the applied of LMS application. The second from Alim et al. (2019) which research about the effectiveness of LMS as an instructional media. The result of this research indicated that Google Classroom was effective as an instructional media.

The result of this research also strengthen the theory by Oudaoud (2018) which stated of the available tools in LMS represent all these services that help in managing the teaching process and the interaction between users such as the access control services, synchronous and asynchronous tools of communication and user administration services.



UNIVERSITAS ISLAM NEGERI
ALAUDDIN
M A K A S S A R

BAB V

CONCLUSIONS AND SUGGESTIONS

A. Conclusions

the researcher conclude that the students of English Education Department at UIN Alauddin Makassar batch 2018 had the positive perception on the performance of LMS in online learning and task submission. The positive perception of the students based on the classification of Likert scale which indicated that the positive perception can be categorizes when the students agree with all of the statements of the questionnaire. This is based on the range and criteria of students' perceptions about the application of LMS in online learning which is in the range of 3.4-4.2 with a positive category. It indicated that the use of LMS as a learning media more interactive than the other learning media because it could input learning module data, reading materials, assignment assignments and evaluations more easily. but not a few also disagree with the determination of the Learning Management System (LMS) due to the lack of features, namely video calls, thereby reducing direct interaction between lecturers and students.

B. Suggestions

Based on these conclusions, the researcher would like to suggest the of State Islamic University of Alauddin Makassar to continue applying LMS as an

instructional media by preparing a good internet connection in campus to make students easily in applying and accessing LMS.

BIBLIOGRAPHY

- Aagaard, J. 2017. "Breaking Down Barriers: The Ambivalent Nature of Technologies in the Classroom". *New Media & Society*, 19(7), 1127-1143.
- Al-Marroof, R.A.S., & Al-Emran, M. 2018. "Students Acceptance of Google Classroom: An Exploratory Study Using PLS-SEM Approach". *International Journal of Emerging Technologies in Learning (iJET)*, 13(06) 112-123.
- Alim, N., Linda, W., Gunawan, F., & Shamsuri, M. 2019. "The Effectiveness of Google Classroom as an Instructional Media : A Case of State Islamic Institute of Kendari, Indonesia". *Journal of Humanities and Social Science*.
- Aparicio, M., Bacao, F., & Oliveira, T. 2016. "An E-learning Theoretical Framework". *Journal of Educational Technology and Society*, 19(1).
- Baron, R. & Byrne, D. 2003. "Psikologi Sosial". Edisi 10. *Jakarta: Airlangga*.
- Creswell, John W. 2008. *Educational Research : "Planning, Conducting, and Evaluating Qualitative and Quantitative Approaches"*. London, Sage Publications
- Christoper.P. 2015. "Google Classroom Review: Pros and Cons of Using Google Classroom". Downloaded from <https://elearningindustry.com/google-classroom-review-pros-and-cons-of-using-google-classroom-in-elearning> on February, 3rd 2020.
- Dicocco, K.M. 2016. "The Effects of Google Classroom on Teaching Social Studies for Students with Learning Disabilities". *Theses and Dissertations*. 1583.
- Euis, K. 2014. "The Influence of E-Learning based on Information Technology Toward Students Quality of Learning. *Journal of Humanities and Social Science*.
- Feldman, R. S. 2012. "Pengantar Psikologi : Understanding psychology". *Jakarta: Salemba Humanika*. Edisi 10.

- Filippova, T. 2015. "Priority Fields of E-learning Development in Russia". *Linguistic and Cultural Studies*
- Gay, L.R., Mills, G. E. & Airasia P, W. 2012. "Educational Research : competencies for analysis and Applications". *Tenth Edition*
- Garrison, D. R. & Anderson, T. 2003. " E-learning in the 21st Century". A *Framework for Research and Practice*. London: *RoutledgeFalmer*.
- Gibson, J.L., Ivancevich, J. M., Donnelly, Jr, J. H., & Kanopaske, R. 2006. "Organizations: Behavior, Structure, Process". *Twelfth Edition*. Singapore: *McGraw-Hill Education*.
- Greory, R, L. 1997. "Perception as hypothesis". *Phil. Trans. R. Soc. Lond. B* 290.
- Gutyette, S. 1983. "Community-based Research : A Handbook for Native Americans". *Downloaded on February 18th 2020*
- Iftakhar, S. 2016. "Google Classroom : What Works and How?". *Journal of Education and Social Science*.
- Izenstark A.& Leahy, K.L. (2015) "Google Classroom for Librarians : Features and Opportunities". *Library Hi Tech News*, 32(9), 1-3
- James, R, A. 1997. "Perception : An Introductory Study of the Structure and function of Human Conscious". *Third Edition. Revised*. New York: *Henry Holt and Company*.
- Janzen, M. 2014. "Hot Tem: Google Classroom". *Retrieved from tlt.psu.edu/2014/12/04/hot-team-google-classroom*
- Lewis, A. 1999. "Past and present perceptions surrounding mission education: A historical metabletical".
overview. DEd dissertation, University of Stellenbosch, Stellenbosch.
- Liu, H.C., & Chuang, H.H. 2016 "Integrating Google Classroom to Teach Writing in Taiwan". *Minnesota e-Learning Summit*.
- Matlin, M. W. & Foley, H. J. 1992. "Sensation and perception". *Third edition*. *Needham Heights, MA: Allyn & Bacon*.
- Martinez, M.A., Reffay, C., Torio J.H., & Cristobal, J.A.M. 2017. "Learning Analytics wit Google Classroom : Exploring the Possibilities". *In Proceeding of the 5th International Conference on Technological Ecosystems for Enchancing Multicultural*

- McShanducation.e, S, L. & Von Glinow, M, A. 2015. "Organizational Behavior: Emerging Knowledge". *GlobalReality.Seventh Edition. Singapore: McGraw-Hill Education.*
- Nazir, M. 2005. "MetodePenelitian". *Bogor :Ghalia Indonesia.*
- Randolph, W, A. & Blackburn, R, S. 1989. "Managing Organizational Behavior".*Boston, MA: Irwin.*
- Reitz, J., 2000. "Behaviour in Organization".*Management and the Behavioral Science.*
- Robbins, S, P. 1991. "Organizational Behavior".*Englewood Cliffs, NJ: Prentice-Hall.*
- Sabran&Sabara,Edi. 2019. "The Effectiveness of Google Classroom as as a learning Media". *Prosiding Seminar NasionalLembagaPenelitianUniversitasNegeri Makassar*
- Smaldino, S. E, Russell, J.D., Henich, R.,&Molenda, M. (2008). "Instructional Media and Technology for Learning". *Upper Saddle Rive, New Jersey: Pearson Education, Inc.*
- Todo, F.B. 2018. "Students' Perception on The Use of Google Classroom to Support Blended Learning for the Linguist Introduction Course". *Dian Nusantara of University.*



APPENDICES

APPENDIX A

This questionnaire is a tool used to collect data related to students' perception of the implementation of LMS as an instructional media at UIN Alauddin Makassar. Therefore, in between your busy life, I ask with respect for his willingness to fill out this questionnaire. Your opinion is very helpful in the completion of this research and it is expected that you will be able to fill out this questionnaire honestly so as to produce valid data. But before filling out the questionnaire, fill the attached identity first. For your participation I would like to say thank you

Registration number:

Class :

1. LMS in Online Learning

No.	Statements	SD	D	N	A	SA
1.	Increase the level of interaction between students.					
2.	Time and place flexibility					
3.	Potential to reach a global audience or students					
4.	Easy in updating of content as well as archivable capabilities					
5.	Instructor availability					
6.	Accessibility					

7.	Less intimidating					
8.	Students can be independent					

(Adapted from WulfinEuis: 2014)

2. LMS in ask submission

No.	Statements	SD	D	N	A	SA
1.	Speed up or flexibility in distributing task					
2.	Saving cost					
3.	Environmentally friendly					
4.	Secure					
5.	Easily in review the lessons that have been passed					
6.	Effective feedback					
7.	Focus on ideas					

(Adapted from Christopher: 2015)

Number of statement	Categories of Likert scale					Total
	SA (5)	A (4)	N (3)	D (2)	SD (1)	



UNIVERSITAS ISLAM NEGERI
ALAUDDIN
 M A K A S S A R

APPENDIX B

The results of the questionnaires

1.	13	18	26	15	3	248
2.	16	28	18	9	4	268
3.	8	35	21	9	2	265
4.	10	32	19	11	3	260
5.	9	29	27	10	-	262
6.	8	34	27	6	-	269
7.	11	27	22	13	2	257
8.	14	26	23	11	1	256
9.	16	29	18	12	-	274
Total Number						2.349

a. The performance of LMS in online Learning

UNIVERSITAS ISLAM NEGERI
ALAUDDIN
 M A K A S S A R

APPENDIX C

b. The percentage of LMS performance in online learning

1. *Students can be independent*

$$\text{Index (\%)} = \frac{268}{100}$$

375

= **71.47%**

2. *Potential to reach a global audience or students*

$$\text{Index (\%)} = \frac{265}{375} \times 100$$

375

= **70.13%**

3. *Easy in updating of content as well as archiving capabilities*

$$\text{Index (\%)} = \frac{260}{375} \times 100$$

375

= **69.33%**

2. *Instructor availability*

$$\text{Index (\%)} = \frac{262}{375} \times 100$$

375

= **69.87%**



3. *Accessibility*

$$\text{Index (\%)} = \frac{269}{375} \times 100$$

375

= **71.73%**

4. *Less intimidating*


$$\text{Index (\%)} = \frac{248}{375} \times 100$$
$$= \mathbf{68.53\%}$$

5. *Review teacher instantly*

$$\text{Index (\%)} = \frac{256}{375} \times 100$$
$$= \mathbf{66.13\%}$$

6. *Time and place flexibility*

$$\text{Index (\%)} = \frac{274}{375} \times 100$$
$$= \mathbf{73.07\%}$$



APPENDIX D

b. The performance of LMS in task submission

Number	Categories of Likert scale	
--------	----------------------------	--

of statements	SA	A	N	D	SD	Total
1.	8	20	21	18	8	227
2.	6	17	16	19	17	201
3.	17	21	26	6	5	264
4.	11	16	27	13	8	234
5.	14	22	19	14	6	249
6.	11	11	26	19	8	223
7.	19	18	22	12	4	249
Total Number						1674

UNIVERSITAS ISLAM NEGERI
ALAUDDIN
 MAKASSAR

APPENDIX E

b. The percentage of LMS performance in task submission

1. *Environmentally friendly*

$$\text{Index (\%)} = \frac{227}{375} \times 100$$

$$= \mathbf{60.53\%}$$

2. *Saving cost*

$$\text{Index (\%)} = \frac{201}{375} \times 100$$

$$= \mathbf{53.60\%}$$

3. *Speed up or flexibility in distributing task*

$$\text{Index (\%)} = \frac{264}{375} \times 100$$

$$= \mathbf{70.46\%}$$

4. *secured*

$$\text{Index (\%)} = \frac{234}{375} \times 100$$

$$= \mathbf{62.40\%}$$

5. *easily in review the lessons that have been passed*

$$\text{Index (\%)} = \frac{249}{375} \times 100$$

$$= \mathbf{66.40\%}$$

6. *effective feedback*

$$\text{Index (\%)} = \frac{223}{375} \times 100$$

$$= \mathbf{59.47\%}$$