


**DESIGNING ELT MATERIAL OF CHILDBIRTH FOR MIDWIFERY
DEPARTMENT STUDENTS AT ALAUDDIN STATE ISLAMIC
UNIVERSITY OF MAKASSAR**



A Thesis

**Submitted in Partial Fulfillment of Requirements for the Degree of
Sarjana Pendidikan (S.Pd) of English Education Department
Tarbiyah and Teaching Science Faculty
Alauddin State Islamic University
of Makassar**

**UNIVERSITAS ISLAM NEGERI
ALAUDDIN
M A K A S S A R**

By:
Nursidiq Dwi Praditva
Reg. Number: 20400117019

**ENGLISH EDUCATION DEPARTMENT
TARBIYAH AND TEACHING SCIENCE FACULTY
ALAUDDIN STATE ISLAMIC UNIVERSITY OF MAKASSAR
2022**

PERNYATAAN KEASLIAN SKRIPSI

Mahasiswa yang bertanda tangan dibawah ini:

Nama : Nursidiq Dwi Praditya
Nim : 20400117019
Tempat/Tgl.Lahir : Jeneponto, 6 Desember 1999
Jur/Prodi/Konsentrasi : Pendidikan Bahasa Inggris
Fakultas/Program : Tarbiyah dan Keguruan
Alamat : Jl. Pahlawan, Empoang Selatan, Karisa
Judul : *Designing ELT Material of Childbirth for Midwifery Department Students at Alauddin State Islamic University of Makassar*

Menyatakan bahwa skripsi ini benar adalah hasil karya penyusun sendiri. Jika dikemudian hari terbukti bahwa ia merupakan duplikasi, tiruan, atau dibuat oleh orang lain sebagian atau seluruhnya, maka skripsi dan gelar yang diperoleh karenanya dinyatakan batal demi hukum.

Gowa, 2022

UNIVERSITAS ISLAM NEGERI

ALAUDDIN
M A K A S S A R

Penyusun,



Nursidiq Dwi Praditya

NIM: 20400117019


PERSETUJUAN PEMBIMBING

Pembimbing penulisan skripsi saudara **Nursidiq Dwi Praditya**, NIM: 20400117019 mahasiswa Jurusan Pendidikan Bahasa Inggris pada Fakultas Tarbiyah dan Keguruan UIN Alauddin Makassar, setelah meneliti dan mengoreksi secara saksama skripsi yang bersangkutan dengan judul "*Designing ELT Materials of Childbirth for Midwifery Department Students at Alauddin State Islamic University of Makassar*" memandang bahwa skripsi tersebut telah memenuhi syarat-syarat ilmiah dan dapat disetujui untuk diajukan ke sidang Munaqasyah.

Demikian persetujuan ini diberikan untuk diproses lebih lanjut.

Gowa, 2022

Pembimbing I



Dr. Kamsinah, M.Pd.I. M.Hum.
NIP. 19680328 1999603 2 002

Pembimbing II



Indah Fadhilah Rahman, S.Pd.I.
NIDN. 2030098502

UNIVERSITAS ISLAM NEGERI
ALAUDDIN
M A K A S S A R

PENGESAHAN SKRIPSI

Skripsi berjudul, "Designing ELT Materials of Childbirth for Midwifery Department Students at Alauddin State Islamic University of Makassar", yang disusun oleh Nursidiq Dwi Praditya, NIM: 20400117019, mahasiswa Jurusan/Prodi Pendidikan Bahasa Inggris, Fakultas Tarbiyah dan Keguruan, UIN Alauddin Makassar, telah diuji dan dipertahankan dalam sidang Ujian Skripsi/Munaqasyah yang diselenggarakan pada hari Senin, tanggal 08 Agustus 2022 M, bertepatan dengan 10 Muharam 1444 H, dinyatakan telah dapat diterima sebagai salah satu syarat untuk memperoleh gelar sarjana dalam ilmu Tarbiyah dan Keguruan, Jurusan/Prodi Pendidikan Bahasa Inggris dengan beberapa perbaikan.

Samata-Gowa, 08 Agustus 2022 M
10 Muharam 1444H

DEWAN PENGUJI:

Nomor SK 643 Tahun 2022

Ketua	: Prof. Dra. Hj. St. Azisah, M.Ed.St., Ph.D.	()
Sekretaris	: Dr. Sitti Nurpahmi, S.Pd., M.Pd.	()
Munaqisy I	: Prof. Dr. Muhammad Yaumi, M.Hum., M.A.	()
Munaqisy II	: Dr. Hj. Mardiana, M.Hum.	()
Pembimbing I	: Dr. Kamsinah, M.Pd.I.	()
Pembimbing II	: Indah Fadhilah Rahman, S.Pd.I., M.Hum.	()

Diketahui oleh:

Dekan Fakultas Tarbiyah dan Keguruan
UIN Alauddin Makassar



Dr. H. A. Marjuni, S.Ag., M.Pd.I.

NIP 197810112005011006

ACKNOWLEDGEMENT

بِسْمِ اللَّهِ الرَّحْمَنِ الرَّحِيمِ

Alhamdulillah Rabbil Alamin, the researcher would like to express his profound gratitude to the almighty Allah SWT., the most beneficent and the most merciful, for blessing, guidance, opportunity, health and equanimity to conduct the production of this thesis. *Shaalawat* and *salaam* are always presented to our Prophet Muhammad SAW., who has who has led us from an age of no morals to an age of morality.

Further, the researcher also expresses heartfelt gratitude to their cherished parents (**Gantimin, S.Pd., M.M.** and **Rohani**) for their prayer, motivation for her success, financial support, plus love and affection. In carrying out the research and writing this thesis, the researcher consider that several people have also contributed their suggestion, correction, valuable guidance, assistance, and advice to production of this thesis.

In light of this, the researcher would like to provide particular gratitude to the following individuals, primarily to:

1. **Prof. H. Hamdan Juhannis, MA., Ph.D.**, The Rector of Alauddin State Islamic University (UIN) of Makassar for the words and policies during the researcher pursued her education at UIN Alauddin Makassar.
2. **Prof. Dr. Mardan, M.Ag.** as the first vice chancellor of Alauddin State Islamic University of Makassar. **Prof. Dr. H. Wahyuddin Naro, M.Hum.** as the second vice chancellor of Alauddin State Islamic University of Makassar. **Prof. Dr. Darussalam Syamsuddin, M.Ag.** as the third chancellor of Alauddin State Islamic University of Makassar. **Dr. H. Kamaluddin Abunawas, M.Ag.** as the fourth chancellor of Alauddin State Islamic University of Makassar.
3. **Dr. H. Marjuni, S.Ag., M.Pd.I.**, the Dean and all of the administrative staff of Tarbiyah and Teaching Science Faculty of Alauddin State Islamic University of Makassar. **Dr. M. Sabir U, M.Ag.** as the Vice Dean of Academic Faculty of Alauddin State Islamic University of Makassar. **Dr.**

M. Rusdi, M.Ag. as the Vice Dean for General Administration of Tarbiyah and Teaching Science Faculty of Alauddin State Islamic University of Makassar. **Dr. H. Ilyas, M.Pd., M.Si.** as the Vice Dean for the Students Affair for their support and kindness during the researcher continued her education at UIN Alauddin Makassar.

4. **Prof. Dra. Hj. St. Azisah, M.Ed.St., Ph.D.** as the Head of English Education Department, Tarbiyah and Teaching Science Faculty of Alauddin State Islamic University of Makassar. **Dr. Sitti Nurpahmi, S.Pd., M.Pd.,** as the secretary of English Education Department of Tarbiyah and Teaching Science Faculty of Alauddin State Islamic University of Makassar, as well as the first validator who had evaluated the prototype syllabus and e-book of this research.
5. **Dr. Kamsinah, M.Pd.I.** and **Indah Fadhilah Rahman, S.Pd.I., M.Hum.,** as the first and the second consultants who had patiently guided, helped, and supported the researcher.
6. **Prof. Dr. Muhammad Yaumi, M.Hum., M.A.** and **Dr. Hj. Mardiana, M.Hum.,** as the first and second examiners who spent a significant amount of time enhancing the researcher's thesis.
7. **Nur Aliyah Nur, S.Pd.I, M.Pd.,** as the second validator who had evaluated the prototype syllabus and e-book of this research.
8. All of the lecturers of Tarbiyah and the Teaching Science Faculty of the Alauddin State Islamic University of Makassar for their inspiration, guidance, and leads to the researcher.
9. The researcher RnD of Midwifery Team.
10. The Researchers' beloved brother and sister, **Nugraha Surya Pranata** and **Dian Ayu Puspaningtias.**
11. The researcher's friend in English Education Department, PBI 1 and 2 Academic year 2017, also supports the researcher while completing the thesis.
12. All the students, lecturers and administrative staff of Midwifery Department who had friendly accepted and helped the researcher to conduct a research.

13. All of the people in the researcher's life that he was unable to mention individually but who provided him with a considerable measure of inspiration, motivation, insight, and prayer.

Ultimately, the researcher realized that this thesis was far from ideal; as a result, they would really appreciate changes, ideas, comments, and criticisms in order to make it better. Finally, by reciting *Alhamdulillah Rabbil Alamin*, the researcher can successfully complete her thesis; may all the labor and suffering receive unending blessings from Allah Subhanahu Wa ta'ala.

Gowa, 2022

Researcher

Nursidiq Dwi Praditya
Nim. 20400117019



UNIVERSITAS ISLAM NEGERI
ALAUDDIN
M A K A S S A R

TABLE OF CONTENTS

TITLE PAGE	i
PERNYATAAN KEASLIAN SKRIPSI	ii
PERSETUJUAN PEMBIMBING	iii
PENGESAHAN SKRIPSI	iv
ACKNOWLEDGMENT	v
TABLE OF CONTENTS	viii
LIST OF FIGURES	ix
LIST OF TABLES	x
LIST OF CHARTS	xi
LIST OF APPENDICES	xii
ABSTRACT	xiii
CHAPTER I. INTRODUCTION	1
A. Background	1
B. Research Problems	8
C. Research Objectives	9
D. Research Significances	9
E. Research Scope	10
F. Operational Defenition of Terms	11
CHAPTER II. LITERATURE REVIEW	13
A. Review of Related Research Findings	13
B. Some Pertinent Ideas	16
C. Theoretical Framework	23
CHAPTER III. RESEARCH METHODOLOGY	25
A. Research Method	25
B. Research Subject	27
C. Data Collection Procedures	27
D. Research Instruments	29
E. Data Analysis Technique	30
CHAPTER IV. FINDINGS AND DISCUSSIONS	32
A. Analysis Phase	32
B. Designing Phase	52
C. Developing Phase	60
D. Evaluation Phase	62
CHAPTER V. CONCLUSIONS AND SUGGESTIONS	72
A. Conclusions	72
B. Sugestions	73
BIBLIOGRAPHY	74
APPENDICES	76

LIST OF FIGURES

FIGURE 2.1 : Theoretical Framework	24
FIGURE 3.1 : ADDIE Approach	26
FIGURE 3.2 : ADDIE Approach Phase	29



LIST OF TABLES

TABLE 3.1	: Categories Score of Likert Scale	31
TABLE 4.1	: The Important of English Skills.....	34
TABLE 4.2	: Level of Ability in English	35
TABLE 4.3	: Strengths in Listening	35
TABLE 4.4	: Strengths in Speaking.....	36
TABLE 4.5	: Strengths in Reading	37
TABLE 4.6	: Strengths in Writing	38
TABLE 4.7	: Strengths in Grammar	38
TABLE 4.8	: Weaknesses in Listening	39
TABLE 4.9	: Weaknesses in Speaking	40
TABLE 4.10	: Weaknesses in Reading	41
TABLE 4.11	: Weaknesses in Writing.....	41
TABLE 4.12	: Weaknesses in Grammar	42
TABLE 4.13	: The Important Level of Learning Style.....	43
TABLE 4.14	: The Purpose of Study English in Midwifery	45
TABLE 4.15	: The Syllabus Design of English for Midwifery.....	55
TABLE 4.16	: Validator's comments and suggestions.....	64
TABLE 4.17	: The Result of the Organization of E-book	66
TABLE 4.18	: The Result of the Content of E-book	69

UNIVERSITAS ISLAM NEGERI
ALAUDDIN
M A K A S S A R

LIST OF CHARTS

CHART 4.1 : The Important of English Skills.....	34
CHART 4.2 : Level of Ability in English	35
CHART 4.3 : Strengths in Listening	36
CHART 4.4 : Strengths in Speaking	37
CHART 4.5 : Strengths in Reading	37
CHART 4.6 : Strengths in Writing	38
CHART 4.7 : Strengths in Grammar	39
CHART 4.8 : Weaknesses in Listening	40
CHART 4.9 : Weaknesses in Speaking	40
CHART 4.10 : Weaknesses in Reading	41
CHART 4.11 : Weaknesses in Writing	42
CHART 4.12 : Weaknesses in Grammar	43
CHART 4.13 : The Important Level of Learning Style.....	44
CHART 4.14 : The Purpose of Study English in Midwifery	45



LIST OF APPENDICES

APPENDIX 1: Questionnaire for Students	77
APPENDIX 2: Interview Guideline	86
APPENDIX 3: Rubric of Evaluation Checklist	92
APPENDIX 4: Interview Transcript.....	96
APPENDIX 5: Validator Evaluation Checklist.....	129
APPENDIX 6: The Syllabus Design of English for Midwifery	132
APPENDIX 7: English Electronic Book Material	134



ABSTRACT

Thesis Title : **Designing ELT Material of Childbirth for Midwifery Department Students at Alauddin State Islamic University of Makassar**
Year : **2022**
Researcher : **Nursidiq Dwi Praditya**
Consultant I : **Dr. Kamsinah, M.Pd.I.**
Consultant II : **Indah Fadhilah Rahman, S.Pd.I., M.Hum.**

This research was aimed to design ELT Material of Childbirth for Midwifery Department at UIN Alauddin Makassar. This material was used to support midwifery students in learning English Specific Material. The purpose was to discuss childbirth topic in English to improve their knowledge about english.

The Education Research and Development model implemented in this research was used ADDIE Approach (Analysis, Design, Development, Implementation, Evaluation), but the implementation phase was not conducted because of Corona pandemic. In this research involved Midwifery Department, two lecturers of Midwifery Department, and two validators from English Education Department at UIN Alauddin Makassar. The researcher used three instruments which were a questionnaire for students, the interview guideline for students and lecturers and an evaluation checklist used to analyze the e-book material and were validated by the validator's judgment. The results of this research are the material which developed by the researchers have been well designed after taking several revisions.

The data of need analysis became the basis in designing syllabus and developing e-book. As a result of this research, a book of an e-book was created. This research could be used as a learning resource by both lecturers and students. Furthermore, this could be a useful guideline in designing language teaching material by adopting the ADDIE approach.

Keywords: English for Specific Purposes, material development, integrated skills material, ADDIE approach.

CHAPTER I

INTRODUCTION

A. Background

Teaching English to non-native English speakers, especially midwifery department, such as midwifery study programs, has its own set of challenges. In his publication *Developing a Taks-Based Syllabus Based on Needs Analysis for Midwifery at UIN Alauddin Makassar*, Dahniar of the Midwifery Department at UIN Alauddin Makassar wrote, "The outcomes of his preliminary investigation suggested that the students believe English subject to be not very vital." As a result, they become passive English learners with low motivation, and the majority of learners are uninterested in learning because the information is still in general english.

The syllabus utilized in the midwifery study program was not effectively developed, in part because the components of the syllabus in terms of learning activities, instructional materials and media, time allocation, and rating/evaluation were not expressed clearly. Furthermore, it was discovered that the lecturer's subjects were not properly structured, and the language was too tough for the students; most of the subjects were obtained from sources that were not appropriate for the students' competency. The courses were merged without variation in the exercises, resulting in a boring learning experience for the students.

According to observations, there is no minimum standard that English lecturers must follow, limited time for learning English should be divided into other subjects, English in general, there were no appropriate materials to be used, and it is difficult to find Particular English textbooks for midwifery students in book stores or even university libraries.

The curriculum used in the Midwifery Study Program at Alauddin State Islamic University in Makassar is one that covers a variety of topics pertaining to the realm of the midwifery profession. Furthermore, the curriculum encourages students to be able to work worldwide by honing their communication abilities in the international language, English.

According to Ralph W. Tyler, the real purpose of education is not for instructors to carry out specific tasks, but to effect major changes in students' behavior patterns. As a result, it is critical to recognize that every declaration of school goals must include a statement of student improvements. In other words, it is possible to conclude that a curriculum is just a collection of papers for execution.¹

Meanwhile, a requirements analysis is being conducted for the needs of midwifery students and professional midwives in terms of English learning resources. The almost identical needs for English instructional materials among midwifery students and professional midwives is a good example of a well-targeted experiment in creating an e-book with special attention to the structure of the book.

¹ Ralph W Tyler, *Basic Principles of Curriculum and Instruction*, (Chicago: University of Chicago press, 1949), p.4.

Many researchers have recently attempted to develop or design instructional products in a variety of formats, including non-printed and printed materials. The creation of instructional materials may assist students and teachers in achieving their learning goals.

An electronic book (e-book) is one of the non-printed resources that can be utilized as a learning resource in this regard. Nowadays, e-books have made it possible to incorporate additional electronic resource into existing hybrid library services. In this pandemic situation, students are increasingly relying on electronic resources to help them learn. For example, students typically download electronic academic content such as an e-journal or electronic journal, an electronic article, a CD room, an access website, a webpage, a digital book or an electronic book, and so on.

The most general definition of an electronic book is a text similar to a book that is in digital form and may be shown on a computer screen. This e-book is an excellent learning resource to supplement, complement, and serve as an alternative reference to textbooks or printed materials (modules, textbooks, articles, journals, magazine, handouts, newspaper, etc)²

Furthermore, learning materials are useful in assisting students in meeting their educational objectives. Furthermore, English learning resources can be characterized as an introduction to the language, assisting individuals in gaining English Language Proficiency.

² Muhammad Yaumi, *Media dan Teknologi Pembelajaran* (Jakarta: Prenadamedia Group, 2019), p.106.

The R&D technique refers to the steps of this process, which include researching relevant research findings to the product to be developed, developing the product based on the findings, field testing it in the context where it will eventually be used, and evaluating it to correct any weaknesses discovered during the field evaluation phase. This demonstrates that the product fulfills its emotive goal.

Students who learn English as part of their field study have a better chance of finding a job that matches their academic curriculum. Students will be able to learn about topics and texts that are relevant to their studies or career sectors with greater enthusiasm. English courses at non-English Departments of Higher Education in Indonesia are commonly referred to as General Educational Courses. It is intended to provide students with fundamental information and skills in their subject through the use of English.

Furthermore, in English classes for midwifery students, the trend away from the concept of General English (GE) toward a closer analysis of the students' needs is relevant. As a result, English instruction in a midwifery program is appropriate for the primary context of English for Specific Purposes (ESP).

Uli Agustina Gultom wrote in her journal, "Developing English Learning Materials for Nursing Students of Burneo University of Tarakan," a quote from Davie's (2000) book, "Success in English Teaching," that: Language Teaching has its own goal in the learning process. One of the primary goals of all English

language instruction should be to enable pupils to communicate in English as efficiently and accurately as possible.³

If students want to continue their studies or work in an international hospital, they must have a good knowledge of English in the Midwifery Department. Students will be able to study midwifery activities and medical terms more easily if they take an English class. They facilitate teaching material in achieving the learning process's goal.

As a result, English learning resources for midwifery students must be created to meet their field's real-world needs. Teaching materials are an important part of most language programs⁴. They should encourage and promote students' communication with others by utilizing specialized and specific English appropriate to the midwifery department's social circumstances. As a result, specific English learning resources related to the social environment of the midwifery department are required for the students.

According to preliminary research conducted on Tuesday, March 8, 2021, with an English lecturer who taught midwifery students in the first and second semesters in 2018. She stated that midwifery students learn general English, and the materials served in basic English such as learning parts of speech, practicing English macro skills (speaking, writing, listening, reading), and introducing specific vocabularies were usually related to their major, but were more frequently

³ Uli Agustina Gultom, "Developing English Learning Materials for Nursing Students of Borneo University of Takaran" LingTera, Journal. Vol. 3 Nomor 2, October.2016. p.224.

⁴ Uli Agustina Gultom, "Developing English Learning Materials for Nursing Students of Borneo University of Takaran" LingTera, Journal. Vol. 3 Nomor 2, October.2016. p.224.

given basic vocabularies. The lecturer guided discussion as follows: self-introduction, while writing was teaching how to create a sentence and perform the assignment related to midwifery major, such as writing daily activity, dream, experience as medical students, or about their future employment as a midwife.⁵

In grammar, they learn about tenses, and in reading, they learn about finding the main concept of the chapter, such as underlining, nouns, adjectives, and so on. Furthermore, the lecturer stated that there is no specific English syllabus in the midwifery study program, nor do midwifery students have a modul or specific textbooks, therefore the lecturer utilized the pharmacy modul and modified the content for midwifery students, frequently creating her own materials.⁶

On March 20, 2021, another online interview with one of the lecturers was done. He stated that he taught midwifery students in semesters 1 and 2 of the 2019 class, as well as semesters 1 and 2 of the 2018 class. Midwifery students learned general English utilizing two sources: Prof. Dr. Azhar Arsyad, MA's "Dasar-dasar penguasaan Bahasa Inggris melalui your fundamental vocabulary" and a specific book of studying PIBA (Program Intensifikasi Bahasa Asing), Students concentrated on being taught elements of speech and some phrases in speaking, as well as receiving tasks in the form of grammar (50 percent) and speaking (50 percent) (50 percent).⁷

⁵ Preliminary research with Midwifery English Lecturer on March 08th, 2021.

⁶ Preliminary research with Midwifery English Lecturer on March 08th, 2021.

⁷ Preliminary research with Midwifery English Lecturer on March 20th, 2021.

Based on these previous reasons and the supervisor's recommendation, the researchers will create an electronic book of English learning materials for midwifery students. Teaching theory, aligned with the integrated understanding of the learner and the learning material to be studied, will demonstrate successful learning procedures on a given day for learners that can be used under various constraints of a particular learning context, according to Brown (2007), cited by Uli Agustina Gultom in her journal entitled "Developing English Learning Materials for Nursing Students of Burneo University of Tarakan."⁸

After completing a need analysis for the Sixth Semester Students of the Midwifery Department at UIN Alauddin Makassar, this design will be encouraged to be created.

In this study, the research took the discussion of childbirth. Childbirth material is very important for midwifery students to know. Childbirth is also mentioned in the Qur'an. It is discussed in Surah Maryam 22-29 about the process of Childbirth. This process begins with pain in the abdomen or in the field of midwifery called contraction. Also explain about the ideal position during childbirth process and the best foods before and after childbirth as mentioned in verses 23 and 25 below.

مَنْسِيًّا نَسِيًّا وَكُنْتُ هَذَا قَبْلَ مِثِّ لَيْتَنِي يَا قَالَتْ النَّخْلَةَ جِذْعٌ إِلَى الْمَخَاضِ فَأَجَاءَهَا

(19:23) And the pains of childbirth drove her to the trunk of a palm tree. She said, "Oh, I wish I had died before this and was in oblivion, forgotten."

⁸ Uli Agustina Gultom, "Developing English Learning Materials for Nursing Students of Borneo University of Takaran" LingTera, Journal. Vol. 3 Nomor 2, October.2016. p.224.

جَنِيًّا رُطْبًا عَلَيْكَ تُسَاقِطُ النَّخْلَةَ بِجَذْعِ إِلَيْكَ وَهَزِّي

(19:25) And shake toward you the trunk of the palm tree; it will drop upon you ripe, fresh dates.⁹

The childbirth procedure described in the Qur'an's Surah Maryam verses 22-26 does not clash with the birth process described in midwifery. However, the Qur'an does not explain in detail about the birth process because some of the contents of the Qur'an are universal and require explanation. In midwifery it is explained, as a sign that labor is near, beginning with contractions, as implied in Surah Maryam verse 22. Then the reclining position described in the Qur'an, it turns out that in midwifery this position is the best position for the mother. give birth. Because it supports the force of gravity, so that the baby is easily and quickly out and reduces tears in the birth canal.¹⁰

To summarize, researchers design an Electronic Book for the Department of Midwifery Students, with ESP included, and using the ADDIE approach, which includes analysis, design, development, implementation, and evaluation. Because of time constraints, budgeting, and the pandemic situation, the implementation phase is not included in this study.

B. Research Problems

The primary challenge was the attracted learning of english language teaching, which requires the students' requirements and their context, based on the

⁹ <https://quran.com/19/22>

¹⁰ Ati Hidayati, "Persalinan Perspektif Mufasssir dan Ilmu Kebidanan" Minithesis 2020, p. 19

expanded background. The researcher therefore formulates the following research questions:

1. What types of Midwifery English Materials Language are needed for Midwifery students?
2. What is the prototype of the English Language Material of Childbirth of Midwifery department at UIN Alauddin Makassar?
3. How is the validity rate of English Language Material of Childbirth of Midwifery department?

C. Research Objectives

The aim of this research was designing English materials for midwifery students. However, based on the research problems above, the specific objectives of this research were:

1. To discover out the kind of material that the students of midwifery assistance consider program need.
2. To deliver the prototype ELT material of childbirth based on Midwifery program.
3. To examine the validity rate of English Language Material of Childbirth of Midwifery department.

D. Research Significances

1. Theoretical Significance

The theoretical significance of this research was to assist students of Midwifery in learning English through easily understood materials that are suitable for their needs. In addition, this findings of this research can be a

reference for further studies. This material on English language teaching can support students and enhance their motivation to learn English because English will help them at the competitive level among students.

2. Practical Significance

First this research expected to be beneficial for midwifery students, English Lecturers in the department, institutions, and all the stakeholders in the midwifery department. In the future, this research finding and result can help midwifery students to understand the materials, especially with all the topics that contains in the e-book.

Second for the English lecturer, this result of the research would be an alternative or reference to teach English in faculty of health, especially midwifery department, and can be expected to help students get self - confidence and enthusiasm for learning English and to support their future jobs, with easily English language materials.

E. Research Scope

The goal of this study was to create English Language Teaching resources that were directed in printed materials like designing an electronic book. The researcher designed English Language Teaching Materials of Childbirth for Midwifery Department Students in this study. This set of resources uses English for Specific Purposes (ESP) to generate English products that focus on student needs analysis.

In expansion, due to the circumstance of widespread covid-19, and restriction of time and budgeting to wrapping up this investigate, the researchers

would conduct this analysis in many stages, to be specific: require analysis, designing syllabus and developing prototype materials by utilizing the ADDIE approach.

F. Operational Definition of Terms

1. Designing English Language Teaching Materials

Design refers to design a new product plan or design or to improving current product design. While the ELT materials is English language materials containing ideas, explanation, or information in many forms (module, textbook, worksheet, electronic book etc. So, designing English language teaching materials is a process to creating, designing, or developing materials to teach English as international language, to the learners. The researchers will create ELT materials in the form an electroic book.

2. Development process of instructional material

The instructional material development process was the process of creating instructional materials by following certain steps (systematically) to achieve learning capabilities depending on the needs of the students.

According to Tomlinson (1998), “The learning materials should give, learners experiences of interacting with authentic use of English through spoken and written texts.”

3. Childbirth

Childbirth talks about the process of human birth. This discussion is interesting and suitable for midwifery. They must know the procedures for the birth process because they will practice it when needed. Not only that, all topics related to childbirth are covered in the material.

The most important thing is not only getting knowledge about Childbirth but they can know English about Childbirth topics. How about Childbirth vocabulary and conversations about Childbirth. A midwife must know English related to this topic to face if one day working abroad or dealing with foreign patients. That's why English language materials on Childbirth are useful for obstetrics.

CHAPTER II

LITERATURE REVIEW

A. *Review of Related Research Findings*

There were a few previews of related research findings to English language teaching (ELT) materials, exercise, and English for Specific Purposes. As a follow-up, the researcher would give some of the past findings as a reference:

First, Dahniar stated in his research diary journal entitled “Developing a Task-Based Syllabus Based on Require Examination for Midwifery at UIN Alauddin Makassar” that he wanted to create a Task-Based Syllabus based on midwifery understudy require assessment, because the existing syllabus used in the midwifery office did not speak to students' needs. This articulation is based on a meeting and survey that the analyst conducted and agreed to her findings, the primary ability that the student required was within the macro aptitudes of English name, namely, talking, tuning in, perusing, and composing, in the meantime, within the existing syllabus, is as well common, in this respect as it is centered on common English uncommonly for structure.¹¹

The second comes from Appleton's study, "The utilize of electronic books in midwifery instruction: the understudied perspective" This study has three goals: first, to show the utility of e-books by healthy understudies, second, to comprehend how e-books can be supported by staff libraries in the wellness and scholarly setting, and third, to comprehend the experience of healthy understudies

¹¹ Dahniar, *Developing A Task-Based Syllabus Based on Needs Analysis for Midwifery At Uin Alauddin Makassar*. Journal, Vol. I Number 01, 2015, p.113.

in using e-books. This inquiry investigates the utilization of a center bunch with ten understudies of birthing aid. They pointed to see what they knew about e-books and how they used them in an academic professional setting. The end result was a mainly pleasant experience with e-books as an electronic knowledge resource.

The group sample conveyed between e-book and printed books, there is more disadvantage than advantage of e-books, which is an intriguing finding from the results of this article. Despite their intuitive reaction that e-books were not as effective as printed books as a learning tool, midwifery students assumed e-books as an alternative to printed books. To summarize, e-books have a role in a healthy library and as an information resource, but further research is needed to determine how beneficial the e-book is"¹²

The third comes from Resi Silvia's research in the article "ESP needs analysis for Midwifery students: A learner-centered approach" She stated that midwives prefer quick communication in order to provide patients with clinical history, information about their treatment, pregnancy, disease, and so on. They want to prepare themselves for the job market by learning good English.¹³

The fourth is Rachma Putri Kasimbara's research, "Developing ESP Instructional Materials for Students of Midwifery at Politeknik Kesehatan Brawijaya Malang," aims to identify the barriers to mastery of English in midwifery students and develop ESP instructional materials using Contextual

¹² Leo Appleton, *The Use of Electronic Books in Midwifery Education: The Student Perspective*, Health Information and Libraries Journal, 21, p.248

¹³ Resi Silvia, *ESP Needs Analysis for Midwifery Students: A Learner Centered Approach*. Scientia Journal, No.3 Vol.4, 2015, p.290.

Teaching and Learning (CLT) principles for students at Politeknik Kesehatan Brawijaya Malang. In phase II, the researcher are using R&D and include 30 students. The researcher then handed them two questionnaires, the first to gather information on students' perspectives on learning English, motivation, barriers to learning English, and the type of learning model they prefer in the classroom.¹⁴

The fifth comes from Setyowaty. R entitled Developing ELT Speaking Skills Materials for Pharmacy Students at UIN Alauddin Makassar. Her research used development research adapted ADDIE Models. She intended to make a prototype of ELT materials speaking skills with total 84 respondents, consist, 20 graduates, 2 lecturers, 2 validators and 60 students, from pharmacy department. Those data from this research will be the basis of syllabus design.¹⁵

Based on those some previous research findings, there is similarity between this research with previous research's above, that is developing or designing English Language Teaching Material based on need analysis by using English for Specific Purposes and ADDIE approach but different in the concentration of skills. In this research, the product (e-book) will be contained five skills (integrated skills) while other researchers only focusing in a few skills.

Furthermore, the novelty of this research is Designing English Language Teaching Materials in Midwifery Department, specifically electronic book and the researcher expected that the material would be easy to understand to the learners.

¹⁴ Rachma Putri Kasimbara, *Developing ESP Instructional Materials for Students of Midwifery at Politeknik Kesehatan Brawijaya Malang*. JALIE: Journal of Applied Linguistics and Islamic Education, Vol.02, No. 2, 2018, p.352

¹⁵ Dewi setyowati R, *Developing ELT Speaking Skills Materials for Pharmacy Students at UIN Alauddin Makassar in The Academic year of 2019-2020*, Thesis, 2020, p.1.

B. *Some Pertinent Ideas*

English for Midwifery Department was a part of English for Specific Purposes or ESP exactly in the part of EAP or English for Academic purposes, that was English for medical purposes. In this section the researcher would explain some pertinent ideas related to the research and theoretical framework, involves of designing electronic book, development of ELT material, need analysis, English for specific purposes (ESP), and childbirth.

1. Designing ELT Materials in Context Electronic Book

In recent years, the electronic book (also known as an e-book) has arisen, allowing for the integration of additional electronic resources into hybrid library facilities. The term "electronic book" refers to literature that has been made available digitally and electronically over the Internet and is displayed on a computer screen with the ability to print and download pages locally. Information literacy skills training could promote the electronic book as one of the electronic resources. Even though, especially in current pandemic situation, utilizing e-books as a replacement to paper books will be quite beneficial to students.

Meanwhile, designing, according to Beta, is a creative method for solving a problem, as well as items relating to an object's functional or aesthetic design. That is, perceive the technical characteristics, function, and material without affecting the color, line, texture, compositional balance, or form elements. This demonstrates that design is a method of making items based on technical features,

functionalities, and materials, beginning with an idea or a problem¹⁶. Finally, constructing an electronic book entails creating information or an e-book as part of a learning package to assist students in accomplishing their learning objectives.

In addition, instructional content, in this case ELT e-book resources, necessitates the creation of a syllabus to serve as a guide for material preparation. A syllabus is a description of what happens in the classroom that often contains instructional objectives, material, and methodological advice¹⁷. There are six components of a syllabus, according to Brown's curriculum development models¹⁸

- a. Needs analysis: lecturer would have to be able to identify and prioritize educational instruction for students to learn English specifically in the parts they need to succeed in their courses and professional career.
- b. Goals and objectives: The goals and objectives are detailed statements of what material or skill the students must master to achieve a specific goal.
- c. Language testing: one of the methodologies used in analyzing the teaching and learning process to see if students have improved the skills and knowledge specified in the course objectives and if the learning process is running smoothly.
- d. Materials development: Refers to lecturers' creation, evaluation, and adaptation of language teaching materials for their classrooms. They can be

¹⁶ Vhany Agustini Witarso, “*Eksplorasi Aplikasi Alas Kaki yang Terinspirasi dari Kelom Geulis*” Thesis 2015, pp. 7.

¹⁷ Hakim Yassi and Kaharuddin, *Syllabus Design for English Language Teaching*; Second Edition (Kencana: TrustMedia Publishing, 2018), p. 17.

¹⁸ Hakim Yassi and Kaharuddin, *Syllabus Design for English Language Teaching*; Second Edition (Kencana: TrustMedia Publishing, 2018), p. 24-27.

linguistic, visual, auditory, or kinesthetic, and they can be represented in print, on stage, or cd player, CD-Room, DVD, or the internet.

- e. Language teaching: lecturers should be given more freedom in the classroom than usual to teach how they choose adaptably.
- f. Evaluation: a process that involves gathering, analyzing, and synthesizing data to continuously improve each component of a curriculum.

2. The Development of ELT Material

Material development refers to anything, which is done by writers, teachers or learners to provide sources of language input and exploit those sources but have the sources materials before as the product that will be develop¹⁹. Consider students (personal goals, proficiency levels, interest, etc), develop the learning context (duration, resources, relationship to other subjects), critical analysis of the target context (future roles of learners and the text and tasks they require), and establish course goals, according to Ken Hyland. Material development is divided into two components, both an interactive field of study and a practical effort.²⁰

Materials development is a topic of research that focuses on design, implementation, and assessment concepts and techniques. Meanwhile, it refers to anything a writer, teacher, or student has done to encourage language acquisition

¹⁹ Sitti Nurpahmi, *An Introduction to English for Specific Purposes* (Makassar: Alauddin University Press, 2013), p.133

²⁰ Pryla Rochmahwati, “*English Curriculum and Material Development*”, (STAIN Po PRESS, 2017), p. 59-60.

as a practical endeavor²¹. Everything used in the learning process, including linguistic, visual, auditory, cd players, CD-ROOM, textbooks, videos, handouts, newspapers, whiteboard paragraphs, and anything else that displays or informs the language being studied, can be discovered. To put it another way, materials development is the creation of material that is related to instructional practices and based on particular principles that can be utilized to determine how to learn.

3. Need Analysis

The process of identifying language and abilities in order to determine or improve learning materials based on the needs of students in academic and professional sectors is known as need analysis²². It means that any actions targeted at gathering data about students' learning needs, wants, wishes, and desires, among other things, are included in need analysis. During the process, several interested parties are taken into account, such as the teacher, administrators, financial backers, and others who may be affected by the program. A requirements analysis is also a technique for finding and addressing gaps in present and desired circumstances. The discrepancy between the actual and desired circumstances must be quantified in order to effectively define the need. The need can be motivated by a desire to improve present performance or remedy a shortcoming. During the process, both of these interested parties, such as the

²¹ Brian Tomlinson, "*Material Development in Language Teaching*", (Cambridge: Cambridge University Press, 2011), p. 3.

²² Helen Basturkmen, "*Developing Courses in English for Specific Purposes*", University of Auckland, New Zealand, 2010, p.17.

teacher, administrators, and financial assistance, are occasionally taken into account.²³

The following steps are involved in the need analysis process:²⁴

- a. Target situation analysis: determining the students' task, activities, and skills.
- b. Discourse analysis: determining the students' language.
- c. Present situation analysis: determining that what students can and cannot perform concerning the target situation.
- d. Learner factor analysis: Identifying factors that influence students' motivation, perceptions of language learning, and how they learn.
- e. Teaching context analysis: Identifying factors that influence the environment in which students will learn.

4. English for Specific Purposes (ESP)

English for specific purposes is an approach of language learning that involves creating courses based on the needs of the students. ESP is a method of teaching English as a second language that is centered on creating courses to meet the needs of students. ESP, on the other hand, has been focused on the needs of English learners since its inception and has been innovative²⁵. Language descriptions, learning models, and need analyses are all part of the ESP course design. The structure, vocabulary, and discourse of ESP must be altered from the

²³ Pryla Rochmahwati, “*English Curriculum and Material Development*”, (STAIN Po PRESS, 2017), p.12-13.

²⁴ Helen Basturkmen, “*Developing Courses in English for Specific Purposes*”, University of Auckland, New Zealand, 2010, p.19.

²⁵ Jianfeng Zhang, *The ESP Instruction: A Study Based on the Pattern of Autonomous Inquiry*, English Language Teaching; Vol. 6, No. 3; 2013, p.77.

specific usage of English because the content must connect with the specific major and is fundamentally different from English for general reasons.

English for Specific Purposes: Absolute and Variable Characteristics (ESP). ESP is meant to address the learner's individual needs based on absolute qualities, utilizing the disciplines' underlying methodology and activities, and focused on language, skills, discourse, and genres. ESP is based on diverse qualities and is related to or created for specific fields, that is used in specific educational circumstances, a different technique from general English, designed for adult learners, and generally intermediate or advanced students. ESP-related or tailored for specific fields, use in specific educational scenarios, a different methodology than general English, intended for adult learners, and generally intermediate or advanced students.²⁶

ESP is goal-oriented and focused on English teaching and learning, customized to the academic and professional goals of unique learners, according to the debate and analysis. The teaching environment, methods, and material of ESP differ from those of General English. Many ESP writers believe that conducting a needs analysis in an ESP context is crucial for recognizing learners' individual needs based on their academic and professional backgrounds. The needs analysis models mentioned and highlighted in this work are not the same. They do, however, focus on the individual needs of the students. The key components of language requirements analysis are TSA (Target Situation Analysis), LSA (Learning Situation Analysis), PSA (Present Situation Analysis),

²⁶ Momtazur Rahman, "English for Specific Purpose": A Holistic Review. (Universal Journal of Educational Research 3(1): 24-31, 2015), p.25.

and MA (Means Analysis), which should be prioritized and implemented in any ESP needs assessment. Practitioners and researchers in the field of English for Specific Purposes (ESP) should gain a solid understanding of some basic ESP concepts and theoretical models of needs assessment.²⁷

5. Childbirth

Childbirth is the process of opening and thinning of the cervix and the fetus descending into the birth canal. Normal delivery and birth is the process of expulsion of the fetus that occurs at term pregnancy, born spontaneously with presentation behind the head without complications for both mother and fetus (Bandiyah, 2012).²⁸

Childbirth is the process of moving the fetus, placenta, and membranes out of the uterus (womb) through the birth canal. During labor, the cervix opens and thins and the fetus descends into the birth canal. Normal delivery occurs at term (37-42 weeks) (Bobak, 2012)²⁹. According to Rohani et al (2011) Childbirth is the process of moving the fetus, placenta, and membranes out of the uterus through the birth canal. This process begins with cervical dilatation and dilatation as a result of uterine contractions with regular frequency, duration, and strength.³⁰

Based on definition above, Research can conclude that Childbirth is the process of evacuating conceptional materials or generally term a fetus or womb is

²⁷ Momtazur Rahman, "English for Specific Purpose": A Holistic Review.(Universal Journal of Educational Research 3(1): 24-31, 2015), p.30.

²⁸ Bandiyah, S. (2009). *Kehamilan, Persalinan, dan Gangguan Kehamilan*. Yogyakarta : Numed

²⁹ Bobak, I. M. (2005). *Buku Ajar Keperawatan Maternitas*. (ed. 4), Jakarta: Buku Kedokteran EGC

³⁰ Rohani, dkk. (2011). *Asuhan kebidanan pada masa persalinan*. Jakarta : Salemba Medika

characterized. A mother generally feels glad and delighted after a long wait before the delivery.

C. Theoretical Framework

Students in the Midwifery Department had difficulty understanding English instructional materials since they were still using English for General Purposes rather than English for Specific Purposes. Furthermore, English materials, textbooks, modules, and instructional English materials for midwifery students are difficult to come by.

Using English for Specific Purposes (ESP) and the ADDIE approach, the researcher attempted to suggest a new way by Designing English Language Teaching Material, specifically an electronic book for midwifery students, depending on the students' needs.

The following figure displays the research theoretical framework:



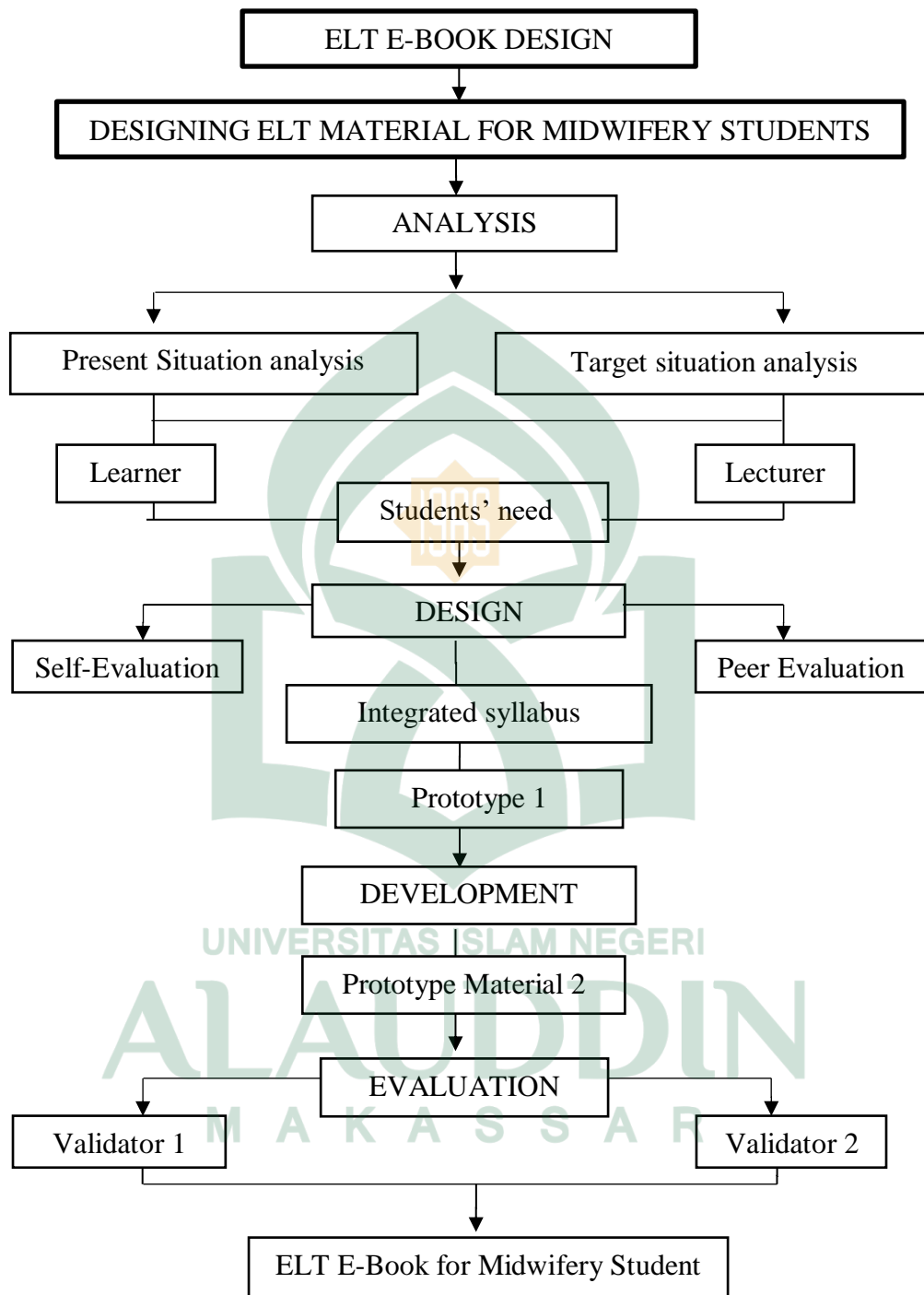


Figure 2.1 Theoretical Framework

CHAPTER III

RESEARCH METHODOLOGY

A. *Research Method*

In this research, the researcher utilized the design of Education Research and Development (R&D). Education Research and Development is the name of research designs which involves studying recent theories of educational product development, developing the educational products, problem in classroom, product validation by validators, and field testing the product. Moreover, Education Research and Development is a process of developing educational equipment which is carried out through a series of research using various methods in a cycle that goes through various phases.³¹

In addition, the educational product referred in R&D contains four main meanings. First, the product does not only include hardware such as modules, textbooks, learning videos and films or similar hardware, but also software such as curriculum, evaluation, learning models, procedures and learning processes. Second, the product can be a new product or a modification of an existing product. Third, the product developed is a product that is really useful for the world of education. Fourth, the product can be accounted for both practically and scientifically³². In this research, the researchers followed Borg and Gall theory research patterns in designing the prototype product, and uses ADDIE approach in designing.

³¹ Mohammad Ali dan Muhammad Asrori, *Metodologi dan Aplikasi Riset Pendidikan*, (Jakarta: PT Bumi Aksara, 2014), p. 105.

³² Zainal Arifin, *Model Penelitian dan Pengembangan*, (Bandung: PT Remaja Rosdakarya, 2012), p. 127.

ADDIE is an acronym for Analyze, Design, Develop, Implement, and Evaluate. ADDIE is a product development that is applied to design learning by preparing a learning environment that can facilitate complex learning by optimally involving the learning environment by responding to a variety of scenarios, interactions within context, and interactions between contexts.³³

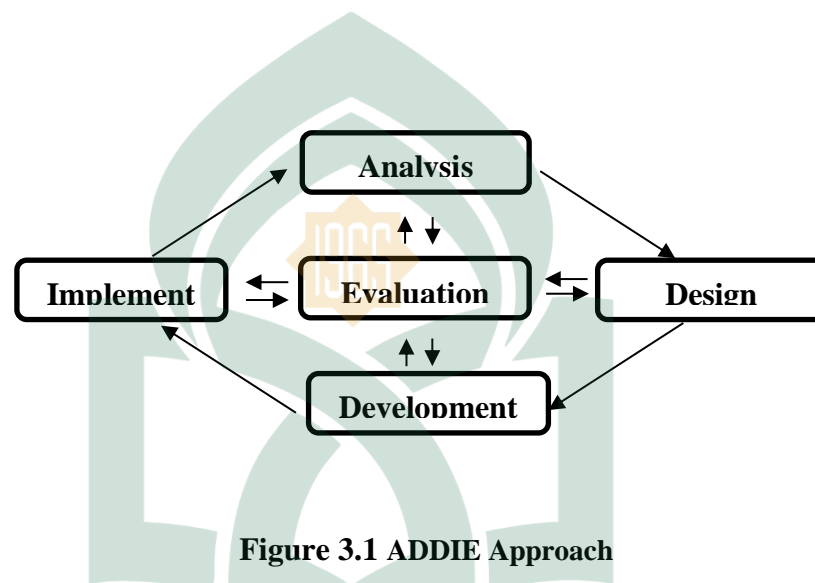


Figure 3.1 ADDIE Approach

The researcher employs this design because the ADDIE approach is intended to help students accomplish the aims and objectives of the learning purposes. It also enables for material evaluation and offers straightforward procedures for planning, design and develop the tests. It is easy and simple to learn and has systematic structure. The ADDIE Approach consist of five components, and all the components are interconnected in a systematic and structured manner.

³³ Tala Alodwani & Mosaab Almosa “*Learning Design Using ADDIE Approach to Improve Students' Critical Thinking Skills In Becoming Ethical Librarians*. (Jurnal Volume 8 No. 1, 2018), p. 102.

B. Research Subject

The subject that involved in this research were Midwifery Department at UIN Alauddin Makassar which was classified into:

1. Students (Target Group): 61 students divided into two classes. They were divided into two classes: 26 from midwife class A and 35 from midwife class B
2. Lecturers (Audience Group): 2 English lecturers who teach English study program in Pharmacy Department were involved in this research.
3. Validators: 2 validators involved in this research to validate the appropriateness of prototype materials.

C. Data Collection Procedures

There were several phases in data collection procedures, and those were compiled based on the ADDIE approach used in designing the materials. The ADDIE approach involves five steps; Analysis, Design, Development, Implementation, and Evaluation, but due to the current situation pandemic, the implementation phase could not include in this research. Therefore, this was the overall data collection process as follows:

1. Analysis

The first step was analysis. Based on the needs analysis, the questionnaire and interview guidelines are used by the researchers. The researcher gathered information for the questionnaire by analyzing the students' Present Situation Analysis (PSA), Target Situation Analysis (TSA), and learning needs. Questionnaires were distributed to validators in the target, audience, and subject of research, while interviews with lecturers and students were conducted to gather more information. Following the collection of interview results, the researcher analyzes the data to determine the students' needs.

2. Design

The second phase was design. The researcher designs the material in this phase based on the results of the inventory need. This phase's output was prototype material 1 for the midwifery department.

3. Development

The third phase namely development. Materials were developed by researchers using the theoretical framework established in the previous phase. The material was then referred to as prototype material 1 and would be evaluated through self-evaluation and peer evaluation. The output of this stage was prototype material 2.

4. Evaluation

The last phase was evaluation. In this phase, the researchers evaluated the product. In this phase also, the product or prototype e-book validated by validator 1 and validator 2 to ensure this product had been arrange well and can be used in the classroom.

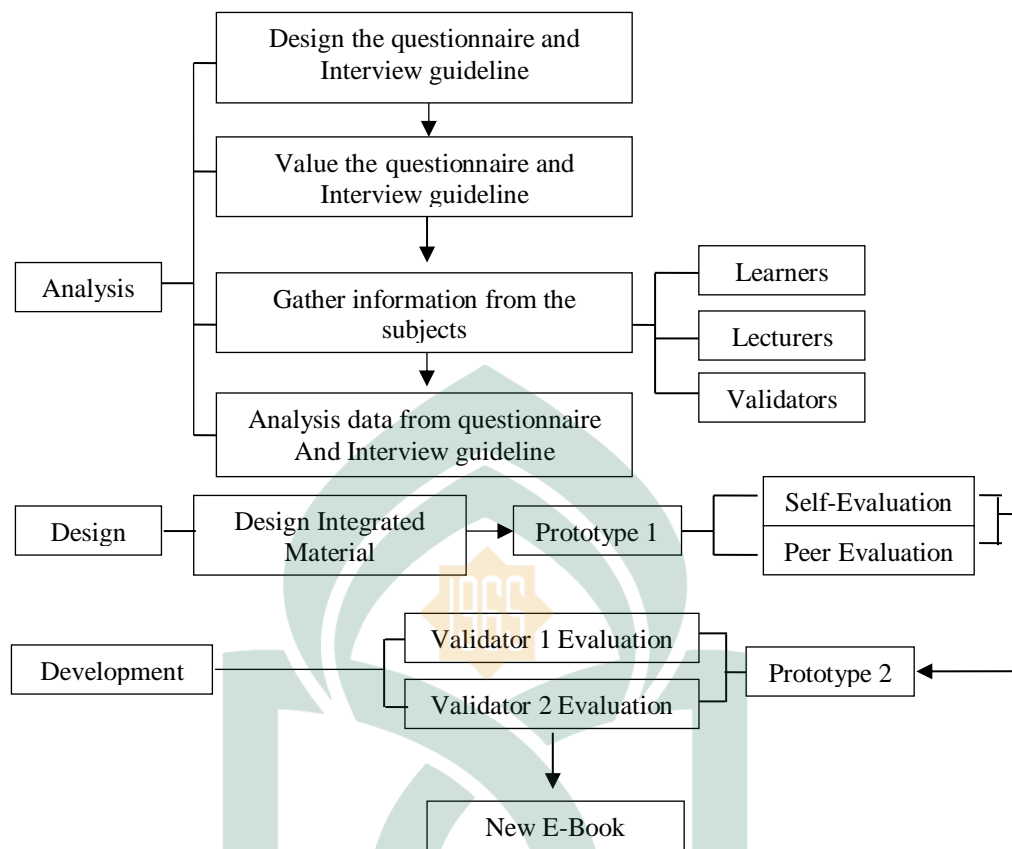


Figure 3.2 ADDIE Approach Phases

D. Research Instrument

Instrument is a tool that the researchers used in collecting the data. In this research, researchers used three instruments. The instruments in this research namely; questionnaires, interviews, and evaluation checklists. The questionnaires and interviews were applied to obtain some information related to the ability of students and the needs of students to design a syllabus and develop prototype materials. While the evaluation checklist was used to determine whether the prototype material were suitable to meets the needs of students or not. This evaluation checklist as a validator judgment would also be given to the validator in the validation product process.

E. *Data Analysis Technique*

The data analysis that used by researchers in this study was a mix method, which consists of qualitative and quantitative data techniques. The researcher analyzed the interview data obtained from students as qualitative techniques. Then for the questionnaire data and evaluation checklist, quantitative techniques would be used. The results of the data obtained used as attachments and notes for researchers in the development of their research. The process of qualitative and quantitative analysis was presented as follows::

1. Qualitative Analysis

The step followed in analyzing qualitative data was the theory by Gay R. Lorraine (2016). This step consists of three steps, the first is pre-coding, the second is coding and the third is summarizing.

a. Pre-Coding

In this phase, the researcher read the data and interpreted the key idea or the issue related to the questions in the interview session. It generated recorded data, which was subsequently converted into textual form before categorized.

b. Coding

The researcher evaluated the information and classified the key idea throughout this step. Furthermore, each data set was evaluated independently in order to assist the researcher in determining the relationship between those issues.

c. Summarizing

The researcher drew a final statement to answer the questions in the interview session at this step.

2. Quantitative Analysis

To evaluate the design of the E-Book material based on validator opinion, researchers employed the questionnaire and evaluation checklists as quantitative analysis. Content and construct validity are among the categories of assessment checklist items, which are then organized on a Likert scale. Each assessment checklist item will have a "yes or no" option. Microsoft Excel was also used to determine the outcomes of the evaluation response summing. The mean score of respondents' views and expectations of students' English material needs was calculated by ranking each category on a scale of one to five.:

Table 3.1 Categories Score. Liker Scale

Scores	Score range	Qualitative description
1	1-1.80	Very Bad
2	1.81- 2.60	Bad
3	2.61- 3.40	Sufficient
4	3.41- 4.20	Good
5	4.21 – 5.00	Very good

CHAPTER IV

FINDINGS AND DISCUSSION

Based on the previous chapter, in the process of designing ELT material for the students of Midwifery department, it applied ER&D or Education Research and Development. The results of the research were completed using ADDIE approach. The results of the research in this chapter presented an analysis of student needs and learning materials that were designed and developed.

A. Analysis Phase

Needs analysis is a formal systematic method of identifying and analyzing training needs or particular needs of a person or group of employees, customers, suppliers, and so on. The researcher made this research by conducting three systematic processes based on Brown theory³⁴, as follows:

1. Making Basic Decisions about the Need Analysis

In this phase, the researcher determined the participants who involved, the information needed, and the instruments to be used. The respondents involved 61 students of Midwifery Department of sixth semester and 2 lecturers of Midwifery Department and two validators. Information for analyzing student includes learning styles, students' abilities, experiences in learning English and the learning materials needed. To find out the required information, researchers used questionnaire, interview and evaluation checklist as the instrument. The researcher validate the instrument to the validators

³⁴ Brown.J.D, *The Elements of Language; A Systematic Approach to Program Development* (Boston: Heinle & Heinle Publishers, 1995), p.37-38.

before separating to the respondent. After the instrument was valid, then the researcher gave it to the respondent.

2. Gathering Information

After collecting all the data and analyze the students' needs the researcher gathering all the information. The questionnaire which consisted of 6 questions and the interview which consisted of 11 questions. The questionnaire, interview and evaluation checklist had been distributed via online.

3. Using Information

A need analysis process potentially provide a wealth of relevant information that could be used within the curriculum or syllabus to first and foremost declare goals and objectives, as well as serve as the foundation for designing syllabus, materials, and teaching strategies. Following the completion of the questionnaire and interview, the researchers obtained the data analysis shown below:

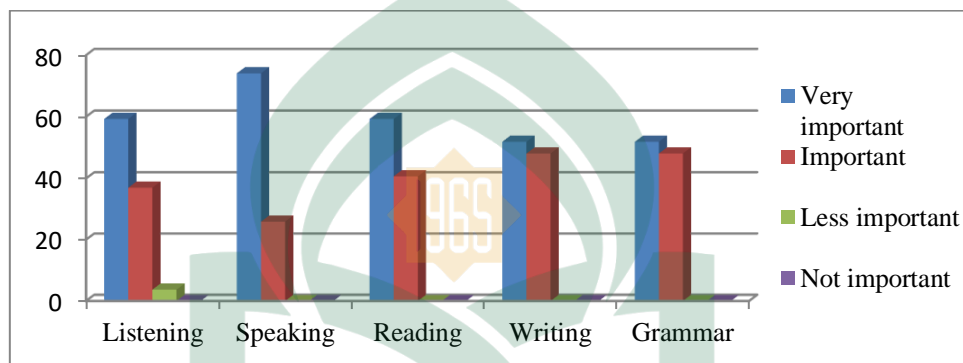
a. The Data Obtained through Questionnaire

Questionnaire is one of the quantitative data. The questionnaire in this research consist of six main questions, where each question had several parts.

The questionnaire had been distributed via online using google form and the data obtained was processed through Statistical Program for Social Science or SPSS application and after collecting the data, the researcher arranged them, using Microsoft Office and Microsoft Excel. The researchers could inform the results as follows:

Table 4.1 The Importance of English Skills

The Importance of English Skills					
Option	Listening	Speaking	Reading	Writing	Grammar
Very Important	59.3 %	74.1%	59.3%	51.9%	51.9 %
Important	37.0%	25.9%	40.7 %	48.1%	48.1%
Less Important	3.7%	0%	0%	0%	0%
Not Important	0%	0%	0%	0%	0%
Total	100%	100%	100%	100%	100%

**Chart 4.1 The Importance of English Skills**

There were 27 students as respondents who have filled out the questionnaire.

Where in listening 16 respondents have chosen very important (59.3 %); 10 have chosen important (37.0%); one respondents have chosen less important (3.7%); and zero respondent for not important. In speaking 20 respondents have chosen very important (74.1%); 7 have chosen important (25.9%) and none of the respondents chose less important and not important. In reading 16 respondents have chosen very important (59.3%); 11 have chosen important (40.7 %) and none of the respondents chose less important and not important.

In writing and grammar have the same result there are, 14 respondents have chosen very important (51.9 %); 13 have chosen important (48.1%) and none of

the respondents chose less important and not important. The conclusion data above showed that the students answered all of the skills are very important. .

Table 4.2 Level of Ability in English

Level of Ability in English					
Option	Listening	Speaking	Reading	Writing	Grammar
Very Good	0%	3.7%	0%	0%	0%
Good	11.1%	11.1%	25.9%	11.1%	11.1%
Fair	59.3%	63.0%	55.6%	70.4%	55.6%
Bad	25.9%	22.2%	18.5%	14.8%	29.6%
Others	3.7%	0%	0%	3.7%	3.7%
Total	100%	100%	100%	100%	100%

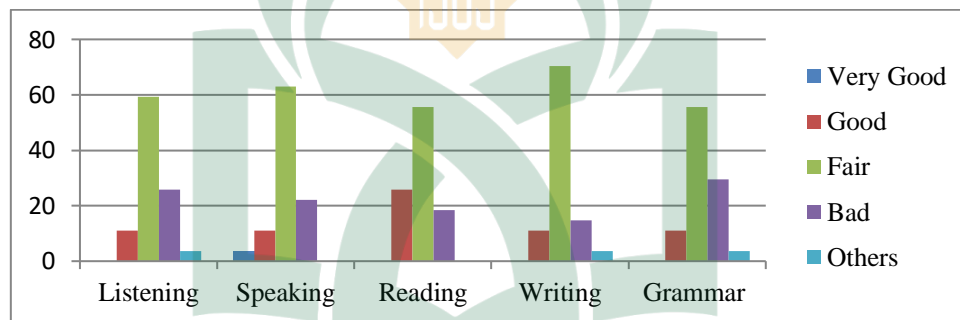


Chart 4.2 Level of Ability in English

There were 27 students as respondents who had filled out the questionnaire. The data indicated that the student proficiency level of all the integrated skills ranges around "Fair" level.

Table 4.3 Strengths in Listening

Strengths in Listening	Tally	Result
Able to understand the meaning or core things conveyed from the listening material (audio, video, etc.)	5	18.5 %
Able to understand easy listening material, such as simple conversation or short audio	22	81.5 %

Able to understand long monologue that conveyed from the listening material (audio, video, etc.)	0	0%
Total	27	100%

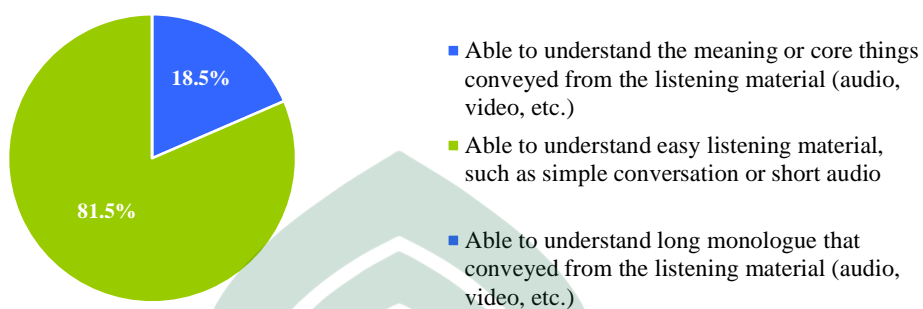


Chart 4.3 Strengths in Listening

Based on the data above, 22 respondents as many as 81.5 % claimed that they were able to understand easy listening material, such as simple conversation or short audio.

Table 4.4 Strengths in Speaking

Strengths in Speaking	Tally	Result
Able to speak English with the correct grammar structure	9	33.3 %
Able to speak fluently	11	40.7 %
Able to speak	7	26 %
Total	27	100%

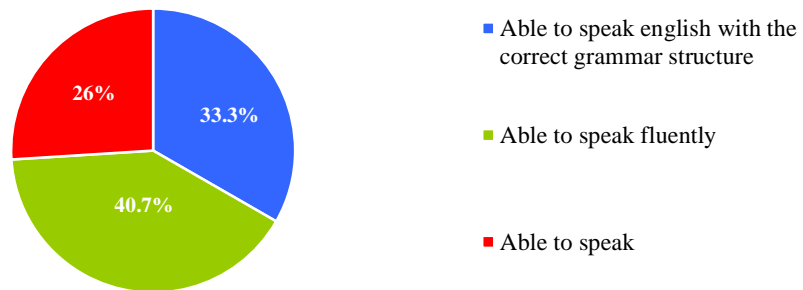


Chart 4.4 Strengths in Speaking

Based on the data above, 11 respondents as many as 40.7% claimed that they were able to speak fluently.

Table 4.5 Strengths in Reading

Strengths in Reading	Tally	Result
Able to understand all types of reading material	2	7.4%
Able to understand the type of reading material that is short or simple	7	25.9%
Able to understand simple reading material little by little	17	63%
Others	1	3.7%
Total	27	100%




Chart 4.5 Strengths in Reading

Based on the data above, 17 respondents as many as 63% claimed that they were able to understand simple reading material little by little.

Table 4.6 Strengths in Writing

Strengths in Writing	Tally	Result
Write with the correct grammar structure	3	11.1%
Write cohesive and coherent paragraphs	5	18.5%
Write using paraphrases	4	14.8%
Write using vocabulary that is not common or academic	13	48.1%
Others	2	7.5%
Total	27	100%

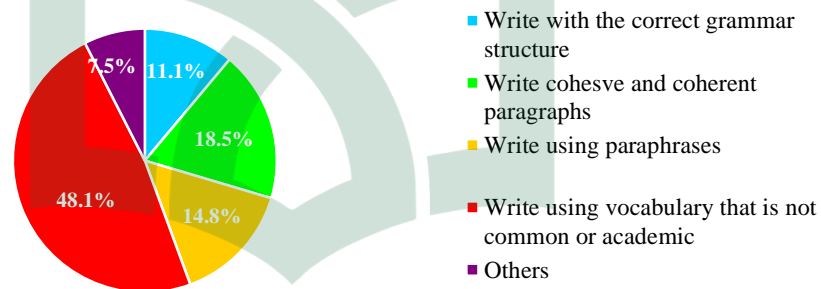


Chart 4.6 Strengths in Writing

Based on the data above, 13 respondents as many as 48.1% claimed that they were able to write using vocabulary that is not common or academic.

Table 4.7 Strengths in Grammar

Strengths in Grammar	Tally	Result
Mastering Tenses well	3	11.1%
Able to use English with a good language structure	3	11.1%
Able to understand simple Part of Speech in English (noun,	15	55.6%

pronoun, verb, adverb, adjective, preposition, and interjection)		
Others	6	22.2%
Total	27	100%

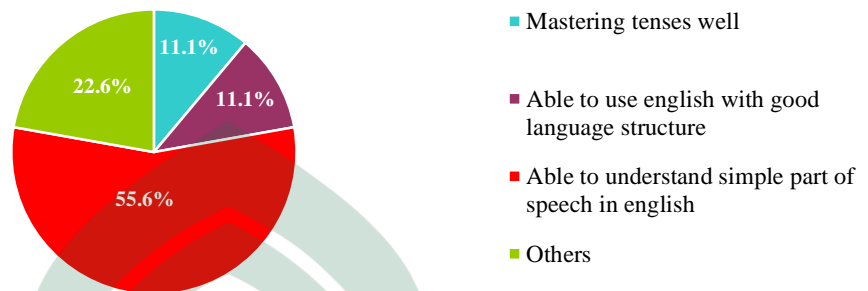


Chart 4.7 Strengths in Grammar

Based on the data above, 15 respondents as many as 55.6% claimed that they were able to understand simple Part of Speech in English (noun, pronoun, verb, adverb, adjective, preposition, and interjection).

Table 4.8 Weaknesses in Listening

Weaknesses in Listening	Tally	Result
Not able to understand the meaning or core things conveyed from the listening material (audio, video, etc.)	14	51.9 %
Not able to understand listening material based on any context	1	3.7%
Others	12	44.4%
Total	27	100%

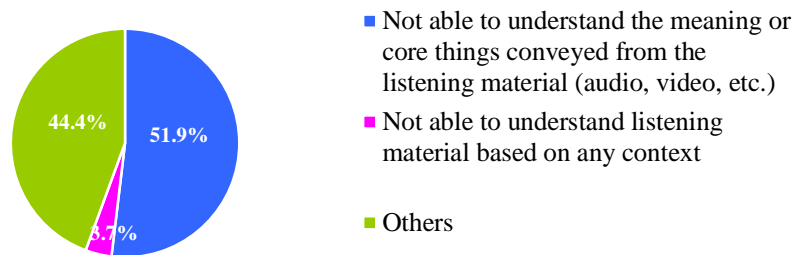


Chart 4.8 Weaknesses in Listening

Based on the data above, 14 respondents as many as 51.9% claimed that they were not able to understand the meaning or core things conveyed from the listening material (audio, video, etc.)

Table 4.9 Weaknesses in Speaking

Weaknesses in Speaking	Tally	Result
Not able to speak English with the correct grammar structure	9	33.3%
Not able to speak fluently	11	40.7%
Not able to speak in context	7	26%
Total	27	100%

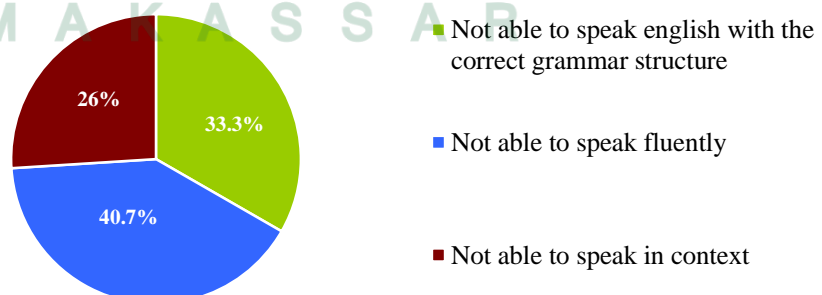


Chart 4.9 Weaknesses in Speaking

Based on the data above, 11 respondents as many as 40.7% claimed that they were not to speak fluently.

Table 4.10 Weaknesses in Reading

Weaknesses in Reading	Tally	Result
Not able to understand all types of reading material	11	40.7%
Not able to understand the type of reading material that is short or simple	3	11.1%
Not able to understand simple reading material little by little	5	18.5%
Others	8	29.7%
Total	27	100%

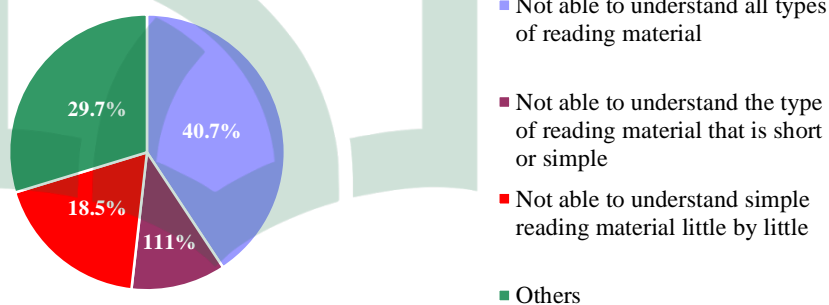


Chart 4.10 Weaknesses in Reading

Based on the data above, 11 respondents as many as 40.7% claimed that they were not able to understand all types of reading material.

Table 4.11 Weaknesses in Writing

Weaknesses in Writing	Tally	Result
Not able to write with the correct grammar structure	8	29.6%
Not able to write cohesive and coherent paragraphs	6	22.3%

Not able to write using paraphrases	5	18.5%
Not able to write using vocabulary that is not common or academic	8	29.6%
Total	27	100%



Chart 4.11 Weaknesses in Writing

Based on the data above, 8 respondents as many as 29,6% claimed that they were not able to write with the correct grammar structure and they are not able to write using vocabulary that is not common or academic.

Table 4.12 Weaknesses in Grammar

Weaknesses in Grammar	Tally	Result
Not mastering tenses well	10	37%
Not able to use English with a good language structure	16	59.3%
Not able to understand simple Part of Speech in English (noun, pronoun, verb, adverb, adjective, prepositio, and interjection)	1	3.7%
Total	27	100%

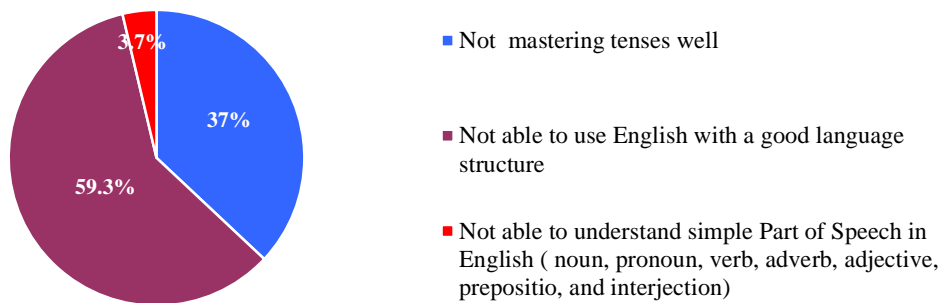


Chart 4.12 Weaknesses in Grammar

Based on the data above, 16 respondents as many as 59.3% claimed that they were not able to use English with a good language structure.

Table 4.13 The Importance Level of Learning Style

The Importance Level of Learning Style						
Options	Learning through Listening	Learning through Reading	Learning through Video	Learning through Picture	Learning through Repetition	Learning through Speaking
Very Important	40.7 %	40.7%	33.3%	33.3%	29.6%	29.6%
Important	55.6 %	55.6%	66.7	55.6%	63.0%	59.3%
Less Important	3.7%	3.7%	0%	7.4%	7.4%	11.1%
Not Important	0%	0%	0%	3.7%	0%	0%
Options	Learning through Role Play	Learning through Games	Self Study	Study in Pairs	Study in Small Group	Study in Big Group
Very Important	25.9%	33.3%	29.6%	22.2%	18.5%	29.6%
Important	55.6%	55.6%	66.7%	70.4%	66.7%	55.6%
Less important	18.5%	11.1%	3.7%	7.4%	7.4%	7.4%
Not Important	0%	0%	0%	0%	7.4%	7.4%

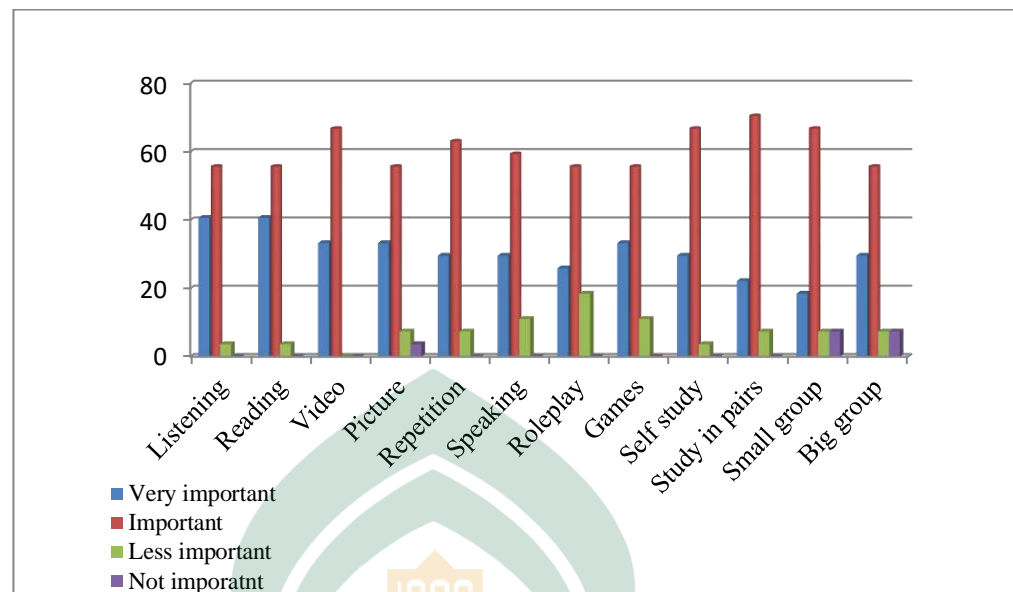


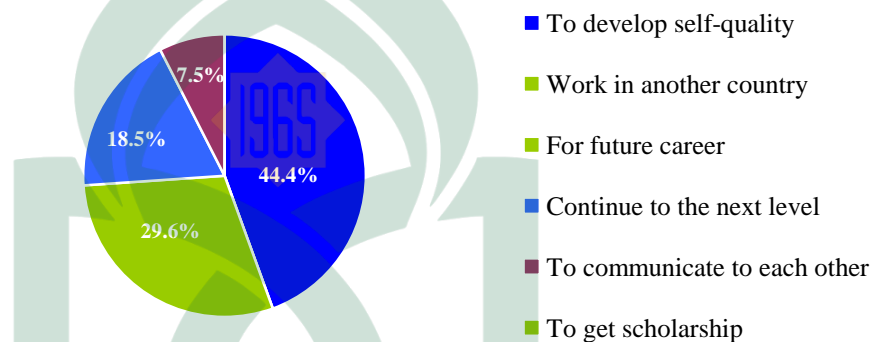
Chart 4.13 The Importance Level of Learning Style

Learning style is defined as how the learners behave, think of, interact with and respond to the learning environment. There are 27 students as respondents who have filled out the questionnaire. Especially all the high percentages have chosen the important option, those are 15 respondents have chosen learning through Listening and learning through Reading (55.6%); 18 respondents have chosen Learning through Video (66.7%); 15 respondents have chosen learning through Picture (55.6%); 17 respondents have chosen learning through Repetition (63.0%); 16 respondent have chosen learning through Speaking (59.3%);

Furthermore, 15 respondents have chosen learning through Role Play and learning through Game (66.7%); 18 respondents have chosen self-study (66.7%); 19 respondents have chosen Study in Pair (70.4%); 18 respondents have chosen Study in Small Group (66.7%); 15 respondents have chosen Study in Big Group (55.6%).

Table 4.14 The Purposes of Study English in Midwifery

The Purposes of study English in Midwifery	Tally	Result
Continue to the next level	5	18,5%
For future career	8	29,6%
To get scholarship	0	0%
To develop self-quality	12	44,4%
Work in another country	0	0%
To communicate with each other	2	7,5%
Total	27	100%

**Chart 4.14 The Purposes of Study English in Midwifery.**

Based on the data of table above, there were 27 respondents who had filled out the questionnaire. The conclusion was 12 out of a total of 27 respondents had chosen to develop self-quality as many as 44.4%.

The researchers have sum up the data above and is presented below:

1) English Ability

No	Skills	Percentages	Proficiency Level
1	Listening	59,3%	Fair
2	Speaking	63,0%	Fair
3	Reading	55,6%	Fair
4	Writing	70,4%	Fair

5	Grammar	55,6%	Fair
---	---------	-------	------

2) Learning Priority

No	Skills	Percentages	Proficiency Level
1	Listening	59,3%	Very Important
2	Speaking	74,1%	Very Important
3	Reading	59,3%	Very Important
4	Writing	51,9%	Very Important
5	Grammar	51,9%	Very Important

3) Linguistics Needs

Learning Ability	Learning Priority
<ul style="list-style-type: none"> - Listening Able to understand easy Listening material, such as simple conversation or short audio. - Speaking Able to speak fluently. - Reading Able to understand simple Reading material little by little - Writing Write using vocabulary that is not common or academic - Grammar Able to understand Part of Speech in English (noun, pronoun, verb, adverb, adjective, prepositio, and interjection) 	<ul style="list-style-type: none"> - Listening Not able to understand the meaning or core things conveyed from the listening material (audio, video, etc.) - Speaking Not able to speak fluently. - Reading Not able to understand all types of reading material. - Writing Not able to write with the correct grammar structure and not able to write using vocabulary that is not common or academic. - Grammar Not able to use English with a good language structure

4) Learning Styles

No	Learning Style	Percentages	Importance Level
1	Learning through Listening	55.6%	Important

2	Learning through Reading	55.6%	Important
3	Learning through Video	66.7%	Important
4	Learning through Picture	55.6%	Important
5	Learning through Repetition	63.0%	Important
6	Learning through Speaking	59.3%	Important
7	Learning through Role Play	55.6%	Important
8	Learning through Games	55.6%	Important
9	Self-Study	66.7%	Important
10	Study in Pairs	70.4%	Important
11	Study in Small Group	66.7%	Important
12	Study in Big Group	55.6%	Important

5) Learning Purposes

No	Learning Purposes	Percentages
1	Continue to the next level	18,5%
2	For future career	29,6%
3	To develop self-quality	44,4%
4	To communicate with each other	7,5%

b. The Data Obtained through Interview Guideline

To strengthen the data analysis about student needs, the researcher used an interview consisting of 12 questions. These questions included 6 numbers related to students need while the other 6 questions were related to the content of the e-book to be designed. In collecting the data, the researcher interviewed the lecturers and students of Midwifery Department. The components as interview

guide were open ended questions. The questions of interview guidelines were classified into seven components, as follows:

1) The English Skills Priority

Students of Midwifery Department realized that English skill is crucial skill for their study. Eventually midwifery students have a tendency want to be able to mastered all skills in English, also have an interest in speaking skill as their priority to develop self-quality or for future carrer. This argumentation is supported by lecturer statement.

Respondent AJ as an English lecturer in Midwifery department stated that:

He said speaking and grammar skills, because Grammar is how to know the basic rules and vocabulary while Speaking is how to use English in real conversation, and according to him, all students need to be mastered all of skill, because most of student in reading, speaking, writing, grammar skill, still in beginner level except for listenng skill that in intermediate level.

Another statement to support this argumentation was from respondent SM:

I think all English skills are very important to learn, especially in the education sector. We need to master Grammar, because when we master grammar, all skills would be easier to be understood, but if English is only used for communication purposes, I think mastering speaking skills is sufficient.

2) The Level of Proficiency in English

Mastering English skills are midwifery students' expectation. They have high intention to learn English skill. Therefore most of the students prefer to master for speaking skill. It has some reasons by following the students' statement: Respondent HHN state:

I choose Speaking, because I am interested in communication, but of course all skills are important and supporting each others.

Supporting HHN statement, Respondent J state that:

Speaking, because we choose the profession to be a Midwife who talks more with patients, patients' families, and others.

3) The Learning Styles

The students' style comprehensions have variation. In Midwifery Departement for example, some of students have the auditory, visual style in learning English. Furthermore, read and write are their style comprehension as well. All of those have some reasons by following their statement:

Respondent R state that:

Through reading, because if it is readable, it can be done, how and can be immediately to search it in dictionary or application if you do not know about it.

Then, Respondent NDS state that:

I prefer auditory learning style, because I am the type of person who likes to listen what people said.

4) The Outcomes of Learning English

To be much concerned why learning English is important because there are several aims for the future planning. English can be used as a media to gain a job or it can be to develop a self-quality. The evidence of this reason can be seen by students' argumentation.

Respondent U state that:

I like English and English is an International Language. So, when I am dealing with Westerners, it can help me to communicate using English.

Respondent M statement for her carrier:

Personally, develop self-quality, because if I have mastered the skill, the career and the others will be followed.

5) The Problems of Learning English

Learning English is indeed difficult, if we do not have the the knowledge. Of course, this causes some problems when learning English either internal or eskternal factors. The first came from respondent J statement:

I have difficulties in learning English. The reasons are an unsupportive environment, a feeling of laziness that always comes at anytime, and feeling quickly discouraged in learning about it.

Respondent HHN state:

I have many problems, those are, its hard to understand, memorize the formulas, and the usage. I understand when someone speak in English but when you have to say it for example in speaking, it is still difficult.

However, there are also students who feel they have no problem learning English because they are familiar with it and have a sufficient foundation in English. As statement from Respondent N and NDS:

*No, I don't find it difficult, because English is easy to understand.
So far I have no problem in learning English.*

6) The Importance of Instructional Material

Electronic book or e-book is one of the teaching materials used to learn English. Therefore, the existence of an e-book is deemed necessary to assist in understanding English. As followed in Respondent NA statement:

Yes, e-books can be used anytime and anywhere because, as we know now, everything is digital where we can easily access things, and now most mobile phone users are android type. So that e-books in learning English are pretty influential and important because they make it easier for us as students, no longer need to carry books everywhere, just open our cellphones, and we can learn.

Respondent RA state:

E-books are good teaching materials in learn English especially because we can keep the version of the software file and make it easier if you want to read it anywhere and anytime.

7) The Components of Electronic Book (e-book)

a) Exercise

Most of Midwifery students said, exercise is important to put into the e-book.

As a statement from Respondent ND:

Yes, Exercise is important. For the type of exercise might be worth to try in terms of stories, conversations, and sentences structures.

b) Task

The majority of Midwifery students have thought that tasks is important to put in every chapter in the e-book. As Respondent M statement:

I think it's important to test the abilities that have been learn before.

c) Glossaries

Glossaries in an English learning e-book related to Midwifery department material would be made the students easier to know the metaning of new English vocabulary which can help them to apply English according to their discipline of knowledge. This statement came from respondent AJ as the lecturer of midwifery students:

Yes, It is important because usually the students misinterpret /misunderstand it.

Respondent FJSB as Midwifery student also state:

Yes. The glossary is an important part of finding words that are still unfamiliar to read.

d) Reference

As with other parts of e-book, the placement of references on the last page is also very important. With a reference, it would be easy for the students to find out the source of the material included in an e-book and make the material in each chapter more accurate. These reasons were proved in followed statement:

As followed in Respondent ND statement:

Yes. I think is necessary to find out the source where writing is obtained. Also provides an opportunity for readers to open the reference if you need the article on the other time.

Respondent AAM state:

I think references are also very important to be included so we as readers / user e-book know the source of the material listed.

e) Materials

The topics of "Reproductive System Disorder, Pregnancy, Postpartum, Childbirth, New Born, Effect of Baby Massage and Toddler " in context can help the students to understand English because it is related to Midwifery Department.

This reason approved in a followed statement:

(Yes), It because those topics is related to their major so it's better.

B. Designing Phase

The next phase is designing process. The researcher designed a syllabus of English for Midwifery based on students need and the priority requirements in English for Specific Purpose (ESP).

A syllabus is a learning plan on a particular group of subjects that included competency standards, basic competencies, learning materials, learning activities, indicators of competency achievement, assessment, allocation time, and a source

of learning³⁵. Syllabus acts as a guide for both teacher and learner by providing some goals to the first thing is choosing or even making the Syllabus design. In this research, purposed to develop the English language teaching based on five skills where are Speaking, Reading, Listening, Writing and Grammar.

There are several point should be included in designing this syllabus of the ELT materials of Toddler, as follows:

1. Stating Goals

This stage begin, after identifying the result of research instruments, the researcher specify the particular goal of the result instruments to establish learning objectives. After learning this lesson, the students are expected to be able to:

- a. Identify specific information and important details.
- b. Identify main idea from the passage.
- c. Practice Speaking by making simple conversation.
- d. Make compound sentences.
- e. Practice Writing about Report Text.

2. Learning Priority

The learning priorities in this syllabus are got from the result instrumens analysis. There are five items, listening, reading, speaking, grammar, and writing.

3. Skills

Skill is the main focus of the researcher choosing and the researcher has developed, whereas the skill here, is what the reseracher expeted that the students could learn from the material that the resercher served.

³⁵ Dr. Rina Febriana, *Kompetensi Guru; Silabus* (Jakarta:Bumi Aksara, 2019), p.153.

4. Materials

Material is the product of the researcher have designed and developed in appropriated way based on the result of research instrument analysis, which is consisted of 7 chapters and 5 skills in every chaphthers.

5. Activity

Activity here means the way the material will be implemented in the class, this also supported how the material will be deliver. In order to meet the learning priority of the students. For examples: learning through video, leraning through reading, learning on couple etc.

6. Functions

Function here means that after the students learn the material the researcher bring about. The reseracher expected, students will get the output of every skills in the material in every chapters.³⁶



⁶⁰Dr. Rina Febriana, *Kompetensi Guru; Silabus* (Jakarta:Bumi Aksara, 2019), p.153.

⁶¹Hakim, Yassi., and Kaharuddin. *Syllabus Design for English Language Teaching; Second Edition* (Kencana: Trust Media Publishing, 2018), p. 24-27.

Table 4.15 The Syllabus Design of English for Midwifery

CHAPTER 2 CHILDBIRTH				
Basic Competency	Indicators	Activity	Evaluation	Time Allocation
Listening : Students could listen for specific information and important details on video	Listening: ➤ Able to listen for specific information and important details on video	<ul style="list-style-type: none"> • Learning through video by Student click on the link or scan barcode. • Students listen the video from youtube. • Students answer questions about childbirth 	Answering question	
Reading : students could understand and identify information from texts or readings	Reading: ➤ Able to understand and identify information from texts or reading	<ul style="list-style-type: none"> • Student read the passage related topic of Midwifery • Find specific information from the passage • Students answer question about the passage. 	Answering question	
Speaking :	Speaking: ➤ to know and to be	<ul style="list-style-type: none"> • Students practice speaking 	Oral test	

Student could make a conversation and doing roleplay	able practice speaking.	with partner.		2 x 50 Minutes
Grammar : Students could write simple future tense	Grammar: ➤ Able to increase grammar skill about simple future tense	<ul style="list-style-type: none"> • Learning through context. • Student learn sentence types. 	Grammar comprehension	
Writing : Students could arrange paragraph, develop ideas and master vocabulary in the application of writing	Writing : ➤ Able to arrange paragraph, develop ideas and master vocabulary in the application of writing	<ul style="list-style-type: none"> • Students read passage in the e-book. • Students look for the right words that have been provided and then match them with sentence • Students find the words from the passage to complete the sentences • Students arrange paragraph 	Written test	

		related tho the childbirth topic		
--	--	-------------------------------------	--	--



The preparation of this e-book was carried by analyzing the need of Midwifery students and searching various references related to designing or developing ELT materials, especially in the medical sector.

In addition, the researcher have provided the advantages and disadvantages of this product (e-book) as a references material for further researchers. Some of the advantages of e-books could be described as follows:

1. Learn English as well as midwifery topics: the main advantage of this book is that apart from students learning English, they also learn about topics related to their major, for example postpartum, toddler, childbirth etc. so they get a lot of knowledge in making this e-book a learning resource. Students are able to speak English and also gain new knowledge from available topics related to their major. This e-book is specially made based on midwifery majors..
2. Understandable discussion: the materials and task or exercise complexity in this e-book matches their skill level (the content is simple not too long or complicated), the materials also relevant to their major, and student have freedom to express themself in practice assignments or role play.
3. Availability: this product is in digital form so this e-book is very easy to access also with small capacity for smartphone storage space (about 8-9 kilobyte)
4. Practical: e-book or various digital products and other softfile are very practical in use, only requires electronic devices such as smartphone, laptop etc. This makes it suitable and adaptive to conditions.
5. Alternative references beside printed materials.

Furthermore to having advantages, this e-book also has several disadvantages as described below:

1. Limited to the discussion of the skills: in this product, even though the researcher included five skills, but not all parts of the skills were included, or in other words not in a very detailed and complete form, because the focus of the content is from the results of need analysis.
2. Bad network: because e-books are accessed online, it will be difficult to access if the network is very bad, whether it's from places with minimal networks or network disturbances.

C. *Developing Phase*

After designing the syllabus, the third phase of ADDIE approach was developing materials. In this phase provided prototype material 2 of ELT Material for Midwifery Department in topic childbirth. In developing material, the researcher conducted three phases based on Hutchinson and Water which consisted of selecting from existing materials, writing your own material, and modifying existing materials.

1. Selecting from existing materials

In this phase, the researcher developed existing materials related to Childbirth. In develop the materials, the researchers adopted material from Midwifery books, some journals about midwifery, PDFs, and articles from internet. However, the researcher only took some materials related the topic of childbirth to be included in English Language Teaching Materials for Midwifery e-book.

D. Evaluation Phase

The last phase was evaluation, which was based on the ADDIE approach. Process evaluation was crucial phase to know the prototype of English Language Teaching Material for Midwifery in Context E-book was designed very well and had been appropriate or not. In addition in review the product, to make sure the prototype material have met the criteria of acceptability to use in the classroom.

Although evaluation was the last phase in the ADDIE approach, however to streamline the designing process of ELT e-book material for the students of Midwifery, the researcher conducted evaluation for each product produced in this case syllabus design, prototype material 1, and prototype material 2. In this research, the evaluation would indeed be carried out in three different ways., i.e. self-evaluation, peer evaluation, and validator evaluation.

Self-evaluation and peer evaluation were conducted at the design phases as a form of evaluation of the syllabus framework and prototype 1. Meanwhile, the validator evaluation was conducted after developing material into prototype material 2 by validators that consisted of two English education lecturers at UIN Alauddin Makassar by using evaluation checklist.

1. Self-Evaluation

In this evaluation phase did by the researcher itself. The researcher did some activities such as selecting, changing, and developing prototype material based on the student's need and also got instruction and guidance directly by researcher's consultant to develop suitable and acceptability of English Language Teaching Material for Midwifery in Context E-book.

2. Peer Evaluation

Peer evaluation was a kind of evaluation which was a critical process that researcher had to go through before publishing a research. The other researcher who concern in research of developing e-book would perform peer-evaluation. Meanwhile the comment of suggestions from other researchers were essential things to consider and help the researcher in improving the prototype materials.

In this research, peer evaluation did not use an evaluation sheet but prefer to ask suggestion from consultants and other researchers. The suggestion from consultants and other researchers suggested that the developed material adequate but needed to be improved. This statement supported from some of suggestions. The first suggestion from the first consultant said that the researcher should giving attractive colors in the e-book. Meanwhile the second suggestion from second consultant said the researcher must pay much attention towards the lay out and the font size to make the material was clear.

3. Validator Evaluation Result

Validator evaluation was the one of some step for making an e-book. Before the materials become an e-book, it must pass the evaluation phase. The purpose of validator evaluation was to find out whether the e-book was appropriate enough to use. In this research, there were two validators who validated the e-book. Both of the validators were the lecturer of English Education Department at Alauddin State Islamic University of Makassar. Here are several revisions after giving the syllabus and prototype e-book material, as follow :

Table 4.16 Validators' Comments and Suggestions

No.	Validators	Comments and suggestions
1	Validator 1	<ol style="list-style-type: none"> 1. The researcher should consider how the learning instructions presented and become understandable for easy to understand. 2. The exercises should match with the topic being discussed. 3. All skills in English must use sub-skills, use a simple color scheme and include references in all materials 4. The type of writing skill must be specific, as well as other types of assignments. Such us, narrative text, recount text, report text etc, which related to the medical topic or each topic in e-book.
2.	Validator 2	<ol style="list-style-type: none"> 1. Should pay attention to the lay out and the font size to make the material is clear. 2. Pay attention to the writing to avoid typos.

The table above displays the results of validators' comments and suggestions on the newly designing e-book material. The first validator gave some advices. The validator advised us that the researcher should consider how the learning instructions are presented and become understandable so that the researcher designed the learning material can effectively understand by the students during teaching and learning process.

The validator also provided instructions on how to utilize full English before this product was finished, such as in the learning objectives, which were originally written in Indonesian but were now written in full English and previously lacked conceptual maps and could be found in the thesis' appendix, the outcomes of the material that had been updated in accordance with the validator's instructions. The second suggestion was the exercises should match with the topic being discussed, such as initially using the word "understand," but the validator said that the meaning of the word was too broad, so it was replaced with the word "identification or identify," in order to make it simpler for students to better understand the topic under discussion as well as the learning topics that are related to the subjects in question.

The third suggestion was, all skills in English must use sub-skills, use a simple color scheme, and include references in all materials, so that the product or e-book designed was easy to learn and enjoyable to read. Previously, the researcher did not include where the reference material received was incomplete, so the researcher added references, links, or bar-codes to all skills.

The fourth suggestion was the type of writing should be more specific, such as narrative text, recount text, report text, etc., related to medical topics or each topic in the e-book, so that the writing style was easier to understand and more effective for writing needs related to the patient's condition or producing reports, papers, and other forms of writing.

The second validator has some ideas. First, Should pay attention to the lay out and the font size, because previously still used random writing styles, such as using the Calibri font, the Times New Roman font, and then changed it to the Times New Roman font. Besides that, the researcher also added snippets of Surah in Al-Qur'an related to each topic, and the second was pay attention to the writing to avoid typos.

In syllabus design, the validators had validated the syllabus design based on the evaluation sheet that had been given to the validators. The results of the syllabus evaluation look appropriate and valid based on scores, qualitative descriptive. Therefore, these data indicated that the syllabus design is feasible to be applied as a learning guide for the Midwifery Department.

The results of validators evaluation checklist can be seen, as follows:

Table 4.17 The Result of the Organization of E-book

Aspect	Component	Criteria	Score	Descriptive Qualitative
The organization of e-book	Cover Design	The cover design is informative and attractive for the learners.	4.0	Good
	Title	The title is appropriate with course of Midwifery.	4.0	Good
	Layout	E-book layout is clear for the learners.	4.0	Good
		E-book layout is attractive for the learners.	3.0	Sufficient
	Font	The font type is attractive	4.0	Good

		for the learners.		
		The font size is readable and appropriate.	4.0	Good
	Concept Maps	The concept maps is clear.	4.0	Good
		The concept maps cover the material (each part).	4.0	Good
		The concept maps is understandable.	4.0	Good
	Learning Outcomes	The learning outcomes are clear.	4.0	Good
		The learning outcomes are understandable.	4.0	Good
		The learning outcomes ordered appropriately.	4.0	Good
		The learning outcomes reflect to the topic.	4.0	Good
	Learning Guides	The learning Guides are clear.	4.0	Good
		The learning guides are understandable.	4.0	Good
	Material Organizations	Material Organizations cover the four types of knowledge (Factual, conceptual, procedural, and meta cognition).	4.0	Good
		Material performance given is clear and varied.	4.0	Good
		Material performance given is understandable.	4.0	Good
	Exercises	The exercises are	4.0	Good

		appropriate.		
		The exercises are clear.	4.0	Good
		The exercises are understandable.	4.0	Good
		The exercises are varied in format.	4.0	Good
		The exercises match with the topic being discussed.	4.0	Good
	Task	The task types are clear.	4.0	Good
		The task types are appropriate and understandable.	4.0	Good
		The task types are relevant to the subject of materials.	3.0	Sufficient
		The task types match with the aims of the course material.	4.0	Good
	Glossaries	The glossaries cover the unfamiliar word.	4.0	Good
		The glossaries are clear.	4.0	Good
		The glossaries help the learners to improve their vocabulary knowledge.	4.0	Good

The data above showed that the results of the evaluation of the e-book material received a very good assessment from validator 1 and validator 2, where there are only a few components that need to be revised. This meant that the e-book material had been designed well. In the aspect of e-book organization, the data showed that the e-book organizational components

which include cover design, title, layout, fonts, concept maps, learning outcomes, learning guides, material organization, exercises, assignments, and glossaries had been designed well. This was evidenced by the fact that there was many to need for revisions for these components and the two validators gave a good assessment of the organizational components of the e-book.

Table 4.18 The Result of the Content of E-book

Aspect	Component	Criteria	Score	Descriptive Qualitative
The content of e-book	Topics	The topics are appropriate with the syllabus of Midwifery.	4.0	Good
		The topics are developed systematically.	4.0	Good
		The topics are relevant to learners' need and interest.	4.0	Good
	Content of The Materials	The content of the materials is appropriate.	4.0	Good
		The content of the materials is clear.	4.0	Good
		The content of the materials is understandable.	4.0	Good
		The content of the materials match with the aims of the course	4.0	Good
		The content of the materials well-organized.	4.0	Good
		The content of the materials match with the learners' need	4.0	Good

		and interest.		
		The content of the materials is up-to-date.	3.0	Sufficient

The evaluation sheet in the content of the e-book consists of two components such as topics, and the content of the materials. The results of the evaluation sheet in the content of the e-book indicated that the prototype of materials had been well designed and checked with a good grade. The content of the e-book was then claimed valid it was proven with several revisions needed in some criterion.

Based on the result of the evaluation sheet above, it showed that the component of the topic with an average score of 4.0 which belongs to the descriptive qualitative was good. Meanwhile, the second component was the content of the materials, the average score of 4.0 was indicated in descriptive qualitative was good. Therefore based on these data indicated that the aspect of the content of the e-book was appropriate and valid.

The results of the evaluation of English e-book material indicated that the material e-book developed was appropriate and could be used as teaching material in English learning activities in the Department of Midwifery. From the result of the evaluation e-book materials. Overall, the e-book material had been very well designed and ready to be used as a learning guide for students of the Midwifery Departement after several revisions.

4 Limitation of the Research

In designing e-book, there were unavoidable limitation that faced by the researcher. The researcher used the ADDIE approach to design English material, but the implementation phase is not included in our research because limited by time and covid 19 situation.



CHAPTER V

CONCLUSIONS AND SUGGESTIONS

A. *Conclusions*

1. In designing the material and developing the E-Book, the researcher gathered data on students' needs based on the results of a previous researcher's inventory of needs. Meanwhile, the researcher conducts an interview regarding student preferences as a data primer. During an interview, students of midwifery provided a variety of responses to questions about the structure of the material, the content of the material, and the learner's own qualities. According to the respondents in this interview, mastering English skills is very significant since it can help them realize their goals, whether it is to build self-quality, complete the study, continue to the next level of education, or for future profession.
2. A prototype of ELT material for the Midwifery Department was created based on the needs of the students and was composed of childbirth topics. Furthermore, each topic included activities such as tasks and exercises to assist students to reading, writing, speaking, listening and grammar. Furthermore, the prototype materials include QR codes for listening skills, which could help kids study more effectively by leveraging technology.
3. Using an evaluation checklist, two validators from the English Education Department verified the prototype of ELT material for the Midwifery Department (validator judgement sheets). Based on the validator

judgement sheet results, the researcher's prototype materials have been well created after multiple revisions.

B. *Suggestions*

Based on the preceding finding, the researcher would like to make the following suggestions:

1. It is advised that a lecturer who teaches in a certain occupational major supply, instruct, and teach content to their students based on their needs and proficiency level in order to assist them reach their learning objectives.
2. It is advised that the Midwifery Department of UIN Alauddin Makassar utilize this product as one of their learning sources or as a guide learning material since it was planned and produced in learning English.
3. It is suggested that the next researcher continue this research, particularly throughout the implementation phase. However, because to time constraints, a restricted budget, and the Covid-19 pandemic crisis, the implementation step is skipped in this study. As a result, this research has to be researched further so that the E-Book information required by students is more relevant.

BIBLIOGRAPHY

- Ali, Mohammad., & Muhammad Asrori. (2014). *Metodologi dan Aplikasi Riset Pendidikan*. Jakarta: PT Bumi Aksara.
- Alodwani, Tala., & Mosaab Almosa. (2018). Learning Design Using ADDIE Approach to Improve Students' Critical Thinking Skills in Becoming Ethical Librarians. *Journal volume 8 No.1*.
- Appleton, L. (2004). The Use of Electronic Books in Midwifery Education: The Student Perspective. *Health Information and Libraries Journal*, 245-252.
- Arifin, Zainal (2012). *Model Penelitian dan Pengembangan*. Bandung: PT Remaja Rosdakarya.
- Basturkmen, Helen. (2010). *Developing Courses in English for Specific Purposes*. New Zealand: University of Auckland.
- Dahniar. (2015). Developing A Task-Based Syllabus Based on Needs Analysis For Midwifery. *Journal volume I, Number 01*, 112-130.
- Feather, J., & Sturges, P. (2003). *International Encyclopedia of Information and Library Science*. second edition London: Routledge.
- Gultom, Uli Agustina. (2016). Developing English Learning Materials for Nursing Students of Borneo University of Takaran. *LingTera Journal. Vol. 3 Nomor 2*.
- Hutchinson, Tom., & Alan Waters. (1987). *English for Specific Purposes: A Learning-centered Approach*. Cambridge: Cambridge University Press.
- Yassi, A.H., & Kaharuddin, A. (2018). *Syllabus Design for English Language Teaching*. Jakarta: Prenada Media Group.
- Kasimbara, R. P. (2018). Developing ESP Instructional Materials for Students of Midwifery at Politeknik Kesehatan Brawijaya Malang. *JALIE:Journal of Applied Linguistics and Islamic Education*, 352-380.
- Latief, Adnan. (2013). *Research Methods on Language Learning: An Introduction*. Malang: Universitas Negeri Malang Press.
- Mills, Geoffry. E., & Lorraine R. Grey (2016). *Educational Research Competencies for Analysis and Applications*. London: Pearson Education.

Needs Analysis. <https://www.cambridge.org/core>. University of Liverpool Library available at <https://www.cambridge.org/core/terms> .

Nur'aeni. (2016). *Developing English Syllabus and Materials for Midwifery Students*. Thesis.

University of Surrey. Testing the Viability of the Introduction of Electronic Books at UNIS: final report. (2004). 246-247.

Preliminary Research with Midwifery Department lecturer on March, 08 2020

Preliminary Research with Midwifery Department lecturer on March, 20 2020

Rahmat, Subhan. (2019). *Developing ELT Speaking Materials for Pharmacy Students at UIN Alauddin Makassar*. Thesis.

Rahman, Momtazur. (2015). English for Specific Purpose: A Holistic Review. *Universal Journal of Educational Research* 3(1), 24-31.

Rochmahwati, Pryla. (2017). *English Curriculum and Material Development*. STAIN Po PRESS.

Surah An Nisaa. <https://ayatalquran.net/2015/01/surah-an-nisa->.

Surah An-Nisa Ayat 9 Arab, Latin, Terjemahan Arti Bahasa Indonesia
.<https://tafsirweb.com/1541-quran-surah-an-nisa-ayat-9.html>.

Setyowaty R, Dewi. (2019). *Developing English Learning Materials for Pharmacy: Vocabulary Skill*. Thesis.

Silvia, Resi. (2015). ESP Needs Analysis for Midwifery Students: A Learner Centered Approach. *Scientia Journal*, No.3 Vol.4.

Tekerek, M. (2018). Integrated Instructional Material and Development Processes. *Turkish Journal of Education*, 156-168.

Toddler.<https://www.britannica.com>.

Tomlinson, Brian. (2011). *Material Development in Language Teaching (B. Tomlinson, Ed ; 2nd edition)*. Cambridge: Cambridge University Press.

Tyler, R. W. (1949). *Basic Principle of Curriculum and Instruction*. Chicago: Chicago Press.

Yassi, A. H., & Kaharuddin, A. (2018). *Syllabus Design for English Language Teaching: Second Edition*. Kencana: Trust Media Publishing.

Yaumi, Muhammad. (2019). *Media dan Teknologi Pembelajaran*. Jakarta: Prenadamedia Group.

Witarsa Vhany Agustini. (2015). *Eksplorasi Aplikasi Alas Kaki yang Terinspirasi dari Kelom Geulis*. Thesis.

Zhang, J. (2013). The ESP Instruction: A Study Based on the Pattern of Autonomous Inquiry,. *English Language Teaching; Vol. 6, No. 3, 77*.





APPENDICES

UNIVERSITAS ISLAM NEGERI
ALAUDDIN
M A K A S S A R

ENGLISH ELECTRONIC BOOK MATERIAL OF CHILDBIRTH

CHAPTER 2 **CHILDBIRTH**

(Improve Skills of Listening, Reading, Speaking, Grammar, dan Writing)



CONCEPTUAL MAP



LEARNING OBJECTIVES

1. Students are expected to be able to listen for specific information and important details on video related to the topic of Childbirth.
2. Students are expected to be able to understand and identify information from texts or readings related to the topic of Childbirth.
3. Students are expected to be able to practice conversations related to the topic of Childbirth.
4. Students are expected to be able to increase grammar skill about simple future tense related to the topic of Childbirth.
5. Students are expected to be able to arrange paragraph, develop ideas and master vocabulary related to the Childbirth topic in the application of writing.



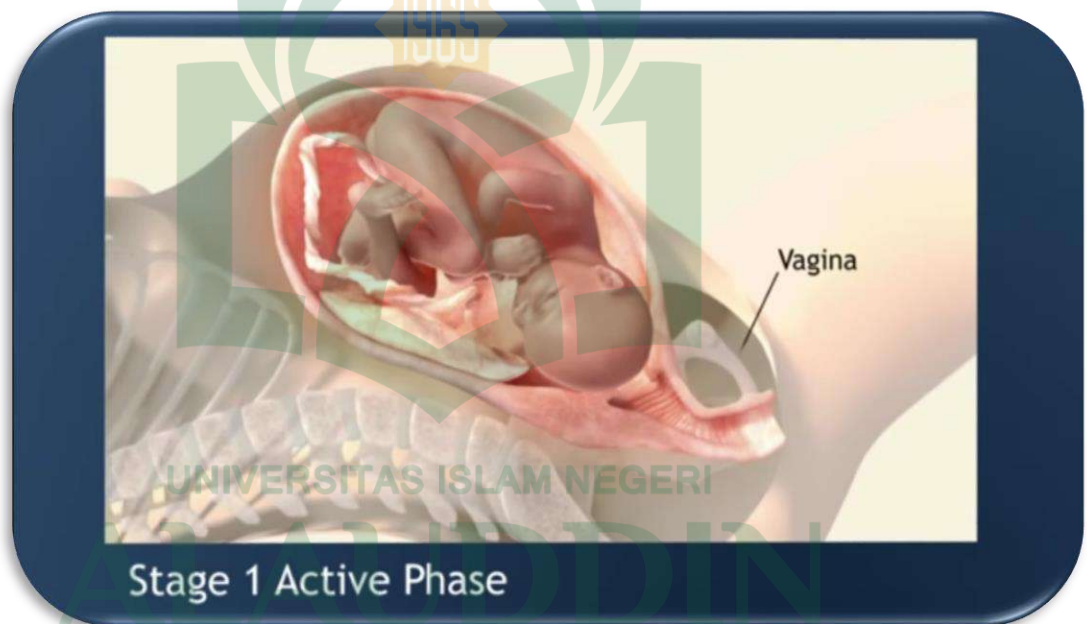
LEARNING MATERIAL

1. Listening

In this section, students are expected to listen carefully to identify informations to a video on Youtube related to the topic of Childbirth and then answer the questions that are given.

Listen the following video!

(Childbirth) Stage Of Labor



M A K A S S A R

Here is the link

<https://www.youtube.com/watch?v=samWyTjFmS8>

Or you can scand the barcode

QR CODE



1

Exercise

After listening the video above, please answer the following questions!

1. What is the term of opening to the uterus?
 - a. Pixiv
 - b. Early
 - c. Cervix
 - d. Efface
2. Typically, the woman will have a 30- to 70-second long contraction...
 - a. Every 5 to 20 minutes
 - b. Each 5 to 20 minutes
 - c. Every 5 of 20 minutes
 - d. Each 5 of 20 minutes
3. What is the term of a stringy and bloody discharge from the vagina?
 - a. Blood Show
 - b. Bloody Show
 - c. Bleed Show
 - d. Bleed Shock
4. In the second stage of labor, the child is born. A health care provider usually encourages the woman to “push” to help...
 - a. The baby move down the vagina
 - b. Baby move down the vagina
 - c. Baby move through the vagina
 - d. The baby move downward to vagina
5. During pregnancy, the placenta supplies food and oxygen to the fetus. Once the umbilical cord is cut...
 - a. These placenta has to come out
 - b. The placenta has to come out
 - c. That placenta had to come out
 - d. The placenta had to come out

(Source: <https://www.nichd.nih.gov/health/topics/labor-delivery/topicinfo/stages>)

Please determine which the sentences is true or false by a tick mark!

No	Statements	True	False
1	The provider then cuts and clamps the umbilical cord, which connected mom and baby during pregnancy.		
2	During pregnancy, the placenta doesn't supply food and oxygen to the fetus.		
3	Contractions typically begin 5 to 10 minutes after the baby's birth.		
4	During this time, the placenta detaches from the uterus.		
5	A health care provider usually encourages the woman to "push" to help the baby move down the vagina. She might push for hours or days.		
6	Active labor occurs when the cervix starts to dilate more quickly.		
7	In the first stage of labor, the body prepares to give birth. There are three phases: early, middle and active.		
8	The cervical changes are necessary so the baby can pass through.		



2. Reading

In this section, students are expected to understand and identify specific information from the passage related to the topic of Childbirth from the context.

Read the following passages!

(Childbirth) Process of Labor

When you are ready to have your baby, you'll go through labor. Labor is the process of giving birth. Signs that you might be going into labor include ; (1) Contractions that are regular then start to come closer together (2) leaking fluid or bleeding from the vagina (3) Low, dull backache (4) abdominal cramps. Call your health care provider if you have any of these signs, even if it is before your due date. Preterm labor can start before 37 completed weeks of pregnancy.

Labor happens in three stages. The first stage begins with contractions. It continues until your cervix has become thinner and dilated (stretched) to about 4 inches wide. The second stage is the active stage, in which you begin to push downward. Crowning is when your baby's scalp comes into view. Shortly afterward, your baby is born. In the third stage, you deliver the placenta. The placenta is the organ that supplied food and oxygen to your baby during pregnancy.

Mothers and babies are monitored closely during labor. Most women are able to have a baby through normal vaginal delivery. If there are complications, the baby may need to be delivered surgically by a Cesarean section.

(Source: <https://medlineplus.gov/childbirth.html>, 2022)

2

Exercise

After reading the passage above, please answer the following questions!

1. What is what is the main idea of the first paragraph?
 - a. 37 weeks of pregnancy
 - b. Go to labor to give birth
 - c. Process of labor
 - d. Signs of giving birth
2. What can be inferred from paragraph 2 about Stage of Labor?
 - a. It is a process of labor
 - b. It is about the placenta
 - c. It shows contraction
 - d. It is signs of labor
3. Which of the following is NOT mentioned in paragraph 2 stage of labor?
 - a. Contractions until become thinner and dilated (stretched)
 - b. Deliver the Placenta
 - c. The placenta is in the baby's stomach
 - d. The appearance of the baby's scalp coming out
4. The word “scalp”, as used in line 10 most nearly means...
 - a. Skin
 - b. Head
 - c. Hair
 - d. Face
5. “There are” as used in line 14, refers to...
 - a. Pregnancy
 - b. Mothers
 - c. Labor
 - d. Babies

3. Speaking

In this section, students are expected to understand and master various conversations in certain situations in order to find out what sentences are appropriate to use related to the topic of Childbirth.

Read the following conversations to understand it!

Dialogue I : Process of Childbirth

Midwife : "Keep pushing, Mom!"

-Patient is pushing downward a baby-

Midwife : "Hold on, Mom! A little bit more."

Midwife : "Keep going like that!"

Dialogue II : Giving Congratulation of Birth

Midwife: "Congratulation, Mom! You have a handsome baby boy!"

Patient: "Thanks a lot."

Midwife: "And also congratulation of being a mother."

Patient: "Thank you."

-After cleaning the baby-

Midwife: "Here you go, Mom. You may hold your baby. How are you feeling?"

Patient: "I'm feeling so emotional. It's like a dream."

Midwife: "The delivery went smooth, you must be happy."

(Source: <https://en.dhafi.link/id/2325959/membuat-percakapan-antara-bidan-dengan-pasien-menggunakan-bahasa-inggris-beserta-artinya/>)

Others Giving Congratulation of Birth

- **Congratulation for the birth of your beautiful baby girl! There is no doubt that she will be part of the most amazing and beautiful memory of your life.**

Hopefully, you will be happy with your new family.

Congratulations on the birth of Anindia Putri!. She is a beautiful baby, who will fill your day with happiness. You'll be a great parent!

- **Congratulation for your new role as the parents for your healthy baby!! We hope your life will be filled with happiness for your new family.**

- **I'm really happy with your new role as a parent. I am sure that both of you will become good parents for your little girl's life.**

We wish you luck with your new baby and your new life as a family.

Your baby boy is an answer to your prayers. He was destined to become your little angel.

Congratulation for the happiness you get. Hopefully your future filled with love, happiness, and laughter of your new baby.

- **Congratulations on the arrival of your handsome young man. He will certainly make mom and dad are busy all the time. But I believe you are enjoy all the moment.**

I wish you the best in exciting new phase in your life with your new baby.

(Source: <https://www.caramudahbelajarbahasainggris.net/10-ucapan-selamat-dalam-bahasa-inggris-untuk-kelahiran-bayi-dan-artinya/>)

3

Exercise

1. After reading the conversations above, please memorize!
2. Then practice it with your friend to improve your speaking skill!

4. Grammar

In this section, students are expected to understand one of formula sentences of grammar to master structure language of english related to the topic of Childbirth.

1. Studying Grammar : Simple Future Tense

The simple future is a verb tense that's used to talk about things that haven't happened yet. Use the simple future to talk about an action or condition that will begin and end in the future.

When to use? used when you have plans to do with a 50/50 ratio. Means it can only happen 50% or it's not certain to happen in the future even you want it.

Formula : (+) S + Will + Verb 1
 (-) S + Will + not + Verb 1
 (?) Will + S + Verb 1 ?
 (-?) Will + S + not + Verb 1 ?

Subject	Will	Verb	The Rest of the Sentence
I / You / They / We / She / He / It	Will	go	to the school by bus

Example :

- She **will give** birth.
- Reza **will not join** sport club at school.
- **Will** you **marry** me?

Now the second formula of simple future tense. It used when you have a plan that you really want to do with a 90/10 ratio. meaning it could happen 90% or it definitely should happen in the future.

Formula : (+) S + To Be (is, am, are) + Going To + Verb 1

(-) S + To Be (is, am, are) + Not + Going To + Verb 1

(?) To Be (is, am, are) + S + Going To + Verb 1 ?

(-?) To Be (is, am, are) + S + Not + Going To + Verb 1 ?

Subject	To Be	Going to	Verb	The Rest of the Sentence
I / You / They / We	Am / are	Going to	go	to the school by bus
She / He / It	is	Going to	go	to the school by bus

4

UNIVERSITAS ISLAM NEGERI

Exercise

1. Make 5 sentences of simple future tense about childbirth topic!

-
-
-
-
-

2. Fill the blank in the following sentences!

- _ you come to my party tonight ?
- Dini _ _ to finish her homework tonight.

- c. The president of Indonesia, Joko Widodo, _ visit Irian Jaya tomorrow.
- d. Rara _ take another flight, because her current flight have an accident.
- e. Anto _ _ borrow money from bank, because of its interest.
- f. _ they going to go to Dufan tomorrow ?
- g. Motorcycle will _ pass through sudirman street tomorrow, because tomorrow is Car Free Day.

5. Writing

In this section, students are expected to arrange jumbled sentences, develop an idea and master vocabulary related to the topic of Childbirth through writing.

Reading Text : Two stage of labor

In the second stage of labor, the child is born. A health care provider usually encourages the woman to “push” to help the baby move down the vagina. She might push for minutes or hours. Once the baby’s head starts to come out—called crowning—a provider guides the rest of the baby out. Childbirth is finished when the baby is completely out of the vagina. The provider then cuts and clamps the umbilical cord, which connected mom and baby during pregnancy.

The last stage of labor involves delivery of the placenta, or afterbirth. During pregnancy, the placenta supplies food and oxygen to the fetus. Once the umbilical cord is cut, the placenta has to come out. Contractions typically begin 5 to 10 minutes after the baby’s birth. During this time, the placenta detaches from the uterus. A provider may encourage the woman to “push” just as she did to deliver the baby. After 5 to 30 minutes, the placenta comes completely out of the vagina. Then, the process is complete.

5

Exercise

1. Complete the sentences with the words provided!
 - a. Contractions that are regular then start _ come closer together
 - b. It continues until your cervix has become thinner _ dilated (stretched) to about 4 inches wide.
 - c. The placenta _ the organ that supplied food and oxygen to your baby during pregnancy.
 - d. If there _ complications, the baby may need to be delivered surgically by a Cesarean section.
 - e. Call your health care provider if you have any _ these signs, even if it is before your due date.


are	to	and	of	is
-----	----	-----	----	----

2. Write one word to fill each gap!
 - a. The fetus, during pregnancy, is ___with food and oxygen from the placenta.
 - b. The child is born ___ the second stage of labor.
 - c. The baby comes ___of the vagina signaling the completion of labor.
 - d. The process is complete when the placenta ___ completely out of the vagina.
3. Write about Childbirth/Labor for 10 minutes at least 1 paragraph!

<input type="checkbox"/>	_____
<input type="checkbox"/>	_____

and 'BIRTH'

<input type="checkbox"/>	_____
<input type="checkbox"/>	_____
<input type="checkbox"/>	_____
<input type="checkbox"/>	_____
<input type="checkbox"/>	_____
<input type="checkbox"/>	_____
<input type="checkbox"/>	_____
<input type="checkbox"/>	_____
<input type="checkbox"/>	_____
<input type="checkbox"/>	_____



UNIVERSITAS ISLAM NEGERI
ALAUDDIN
M A K A S S A R

C. GLOSSARIES

Childbirth	Proses kelahiran bayi (lebih umum)
Labor	Proses kelahiran bayi (lebih spesifik/sering digunakan)
Stretched	Tampak terhampar; terbuka luas
Contraction	Pemendekan serta otot yang terjadi sementara
Abdominal (Abdomen)	Bagian tubuh yang berada di antara dada dan pelvis
Cramp	Kontraksi muskular spasmodic yang terasa nyeri
Leaking	Berlubang sehingga air (udara) dapat keluar atau masuk
Fluid	Materi yang bisa berubah-ubah bentuk sesuai wadah yang menampungnya, tetapi volumenya tidak berubah
Cervix	Bagian bawah rahim yang terhubung ke vagina
Scalp	Lapisan kulit di atas kepala tempat rambut tumbuh
Crowning	Kondisi ketika kepala bayi sudah melewati jalan lahir dan bagian atasnya (mahkotanya) terlihat dari lubang vagina yang terus melebar
Cesarean	Proses melahirkan bayi yang dilakukan dengan cara menyayat bagian perut hingga rahim ibu
Placenta	Jaringan yang bertugas menyalurkan oksigen dan makanan kepada janin