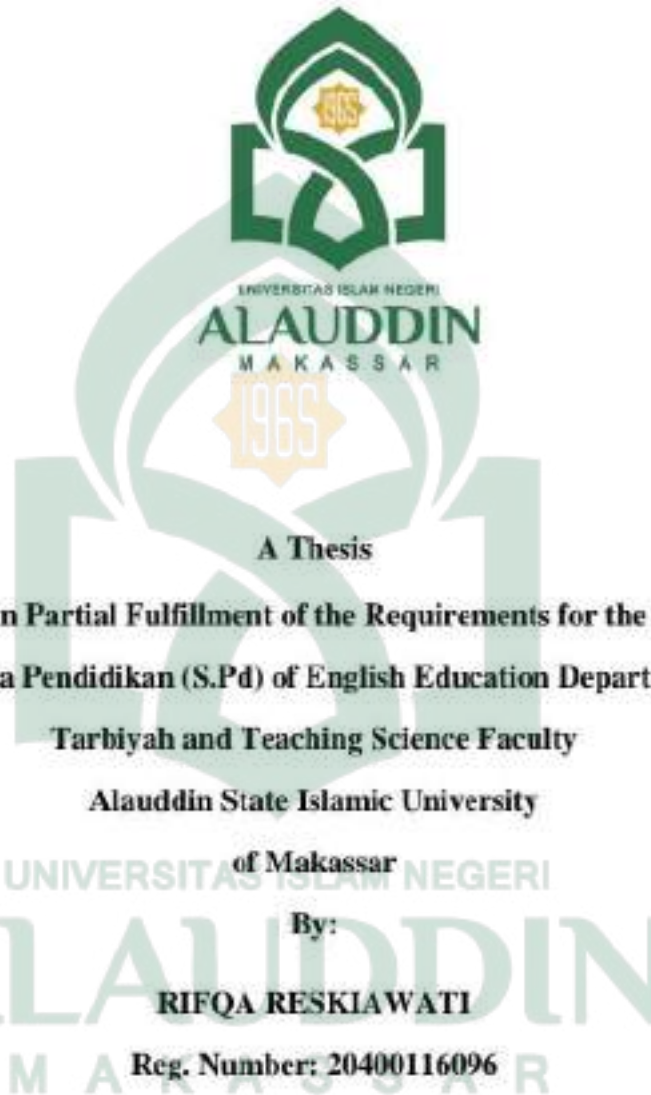


**INTEGRATING ISLAMIC VALUES INTO THE DEVELOPMENT OF  
ORDERING, INVITATION AND ASKING FOR PERMISSION  
UNIT FOR THE EIGHTH GRADE AT  
MTS MADANI PAO-PAO**



**A Thesis**

**Submitted in Partial Fulfillment of the Requirements for the Degree of  
Sarjana Pendidikan (S.Pd) of English Education Department  
Tarbiyah and Teaching Science Faculty**

**Alauddin State Islamic University**

**of Makassar**

**By:**

**RIFQA RESKIAWATI**

**Reg. Number: 20400116096**

**ENGLISH EDUCATION DEPARTMENT  
TARBIYAH AND TEACHING SCIENCE FACULTY  
ALAUDDIN STATE ISLAMIC UNIVERSITY OF MAKASSAR**

**2022**

## PERNYATAAN KEASLIAN SKRIPSI

Mahasiswi yang bertanda tangan dibawah ini:

Nama : Rifqa Reskiawati  
NIM : 20400116096  
Tempat/Tgl. Lahir : Makassar, 12 Juli 1998  
Jur/Prodi/Konsentrasi : Pendidikan Bahasa Inggris  
Fakultas/Program : Tarbiyah dan Keguruan  
Alamat : Nusa Harapan Permai Blok A21/1  
Judul : *"Integrating Islamic Values into Development of Orderin, Inviation and Asking for Permission Unit of the Eighth Grade Students at Madrasah Tsanawiyah Madani Pao-pao"*

Menyatakan dengan sesungguhnya dan penuh kesadaran bahwa skripsi ini adalah benar hasil karya sendiri. Jika kemudian hari terbukti bahwa ini merupakan duplikat, tiruan, plagiat, atau dibuat oleh orang lain, sebagian atau seluruhnya, maka skripsi dan gelar yang diperoleh karenanya batal demi hukum.

Gowa, 12 Agustus 2021

Penyusun,



Rifqa Reskiawati  
NIM: 20400116096

## PERSETUJUAN PEMBIMBING

Pembimbing penulisan skripsi saudara Rifqa Reskiawati, NIM: 20400116096 mahasiswi Jurusan Pendidikan Bahasa Inggris pada Fakultas Tarbiyah dan Keguruan UIN Alauddin Makassar, setelah meneliti dan mengoreksi secara seksama skripsi yang bersangkutan dengan judul "*Integrating Islamic Values into Development of Ordering, Invitation and Asking for Permission Unit of the Eighth Grade Students at Madrasah Tsanawiyah Madani Pao-pao*" memandang bahwa skripsi tersebut telah memenuhi syarat-syarat ilmiah dan dapat disetujui untuk diajukan dalam *Ujian Munaqqasyah*.

Demikian persetujuan ini diberikan untuk proses selanjutnya.

Pembimbing I



**Dr. Kamsinah, M.Pd.I**  
NIP. 19680328 199603 2 002

Pembimbing II



**Nur Alivah Nur, S.Pd.I, M.Pd.**  
NIP. 19840904 201903 2 010

Gowa, 12 Agustus 2021

Diketahui oleh:  
Ketua Jurusan FBI,



**Dra. Hj. St. Asizah, M.Ed., St., Ph.D.**  
NIP 19671231 199303 2 016



## PENGESAHAN SKRIPSI

Skripsi berjudul "*Integrating Islamic Values into Development of Ordering, Invitation and Asking for Permission Unit of the Eighth Grade Students at Madrasah Tsanawiyah Madani Pao-pao*", yang disusun oleh saudari **Rifqa Reskiawati**, NIM 20400116096, mahasiswa Jurusan Pendidikan Bahasa Inggris Fakultas Tarbiyah dan Keguruan UIN Alauddin Makassar, telah diuji dan dipertahankan dalam sidang munaqasyah yang diselenggarakan pada hari Rabu tanggal 09 Februari 2021 M, bertepatan dengan tanggal 08 Rajab 1443 H, dinyatakan telah dapat diterima sebagai salah satu syarat untuk memperoleh gelar **Sarjana** dalam Ilmu Pendidikan, Jurusan Bahasa Inggris dengan beberapa perbaikan.

Gowa, 08 Maret 2022 M  
05 Sya'ban 1443 H

### DEWAN PENGUJI: (Nomor SK 389 Tahun 2022)

Ketua Sidang : Prof. Hj. St. Azisah, M.Ed., St., Ph.D.

Sekretaris : Dr. Sitti Nurpahmi, S.Pd., M.Pd.

Munaqisy I : Prof. Dr. Hj. Djuwairiah Ahmiad, M.Pd., M.TESOL.

Munaqisy II : Dr. Hj. Mardiana, M.Hum.

Pembimbing I : Dr. Kamsinah, M.Pd.I

Pembimbing II: Nur Aliyah Nur, S.Pd.I, M.Pd.



Diketahui oleh:

Dekan Fakultas Tarbiyah dan Keguruan  
UIN Alauddin Makassar



H. A. Marjuni, S.Ag., M.Pd.I  
810112005011006

## ACKNOWLEDGEMENTS

بِسْمِ اللَّهِ الرَّحْمَنِ الرَّحِيمِ

In the form of love and affection of a servant to the Lord, first the researcher says *Alhamdulillah Rabbil'aalamin*, all gratitude goes to Allah *subhanahu wata'aala* because He never stops loving and caring, flows sustenance and health to the researcher, until finally the researcher can complete the research. As well as prayers, do not forget to send to His Messenger, Muhammad *sallallaahu 'alaihi wasallam*, who has brought his *ummah* out of the age of ignorance so that they can prepare themselves for a more modern era as today.

In completing this paper, the researcher is also inseparable from the help of many worthy people who have taken their time and energy to help the researcher. All guidelines, suggestions, criticism, coercion and invaluable support are the main foundation in the completion of this paper. Therefore, the researcher wants to appreciate and express gratitude to these people, especially to:

1. The researcher's family, her father **Adam Syarifuddin**, her lovely mother **Munawarah S, S.Pd.I** who always trust, love, motivate and especially to her siblings **Nurul Fhatima Adam S.H** and **Muh.Adnan Zulkifli** who always understanding her weakness.
2. **Prof. H. Hamdan, MA, Ph.D.** as the Rector of Alauddin State Islamic University of Makassar.
3. **Dr. H. Marjuni, S.Ag., M.Pd.I** as the Dean and also all of the staffs of Tarbiyah and Teaching Science Faculty of Alauddin State Islamic University of Makassar.

4. **Prof. Dra. Hj. St. Azisah, M.Ed., St. Ph.D.** as the Head of English Education Department and also all of the staffs of Tarbiyah and Teaching Science Faculty of Alauddin State Islamic University of Makassar.
5. **Dr. Sitti Nurpahmi, S.Pd., M.Pd.** as the secretary of English Education Department of Tarbiyah and Teaching Science Faculty of Alauddin State Islamic University of Makassar.
6. The researcher's consultants, **Dr. Kamsinah, M.Pd.I.** and **Nur Aliyah Nur, S.Pd.I., M.Pd.**, who have given knowledges, guided, and supported the researcher during the writing of her paper.
7. **Dr. H. Abdul Muis Said, M.Ed., TESOL.** and **Dr. Sitti Nurpahmi, S.Pd., M.Pd.** as the experts of validation team who have guided the researcher during the writing of her paper.
8. **Prof. Dr. Hj. Djuwairiah Ahmad, M.Pd., M. TESOL.** and **Dr. Hj. Mardiana, M.Hum.** as the examiners who have guided and helped the researcher during the writing of her paper.
9. Infinity thanks to all of the lecturers and the staff, especially for kak **Juhdah Ulwiyah, A.Md.** and kak **Indy Trini Humairah, S.Pd.**, who have helped and powered the researcher during her study.
10. **Abd. Rajab, S.Ag., M.Th.I.** as the Headmaster of MTs Madani Pao-pao, **A. Fatmawati, S.Pd.** as the English teacher of the Eighth grade students, and all of the students of the eighth grade, who has assisted researcher in carrying out research activities at the school
11. The RnD team members; **Husnurrahmah Syamsu, Haerani, Nurlatifah**



**Ramadani, Istiqamah, Tirah Suci Anggraeni**, and others for their spirits, helps and supports.

12. The Annoying Girls; **Dewi Kusuma Ningrum, Zulfaidah**, and others thank you for giving me the comfort, a ride and always giving me an advice
13. The PBI 5-6 family; **Murnin Ayu, Nurul Nasyiatul, Nurtasari** and others that can not be mentioned one by one, thank you for being pleasant and understanding me.
14. All of the members of **FLASHL16HT**, especially for **Kasyif Githa**, thank you for never giving up on being a leader during the study.
15. Last, I thank myself for being strong until the end of the study.

Lastly, the researcher is fully aware that this research is far from a standard of perfection. Therefore, the researcher expects suggestions or criticisms of this thesis so that it can be more useful for anyone.

UNIVERSITAS ISLAM NEGERI  
**ALAUDDIN**  
M A K A S S A R

The researcher,



Rifqa Reskiawati

## TABLE OF CONTENTS

<b>COVER PAGE</b> .....	i
<b>PERNYATAAN KEASLIAN SKRIPSI</b> .....	ii
<b>PERSETUJUAN PEMBIMBING</b> .....	iii
<b>PENGESAHAN SKRIPSI</b> .....	iv
<b>ACKNOWLEDGEMENTS</b> .....	v
<b>TABLE OF CONTENTS</b> .....	viii
<b>LIST OF FIGURES</b> .....	x
<b>LIST OF TABLES</b> .....	xi
<b>LIST OF APPENDICES</b> .....	xii
<b>ABSTRACT</b> .....	xiii
<b>CHAPTER I INTRODUCTION</b> .....	1
A. Background .....	1
B. Research Problems.....	5
C. Research Objectives .....	5
D. Research Significance .....	6
E. Research Scope .....	7
F. Operational Definition of Term .....	8
<b>CHAPTER II LITERATURE REVIEW</b> .....	9
A. Review of Related Research .....	9
B. Theoretical Foundation .....	10
C. Theoretical Framework .....	15
<b>CHAPTER III METHOD OF THE RESEARCH</b> .....	18
A. Research and Development Model .....	18
B. Research and Development Procedure.....	19
C. Research Subject .....	19
D. Types of Data .....	20
E. Research Instrument.....	20
F. Data Collecting Procedure .....	21



G. Data Analysis Technique .....	22
<b>CHAPTER IV FINDINGS AND DISCUSSIONS .....</b>	<b>25</b>
A. Findings.....	25
B. Discussions.....	39
<b>CHAPTER V CONCLUSIONS AND RECOMMENDATIONS .....</b>	<b>57</b>
A. Conclusions.....	57
B. Recommendations .....	58
<b>BIBLIOGRAPHY .....</b>	<b>59</b>
<b>APPENDICES .....</b>	<b>61</b>
<b>DOCUMENTATION.....</b>	<b>111</b>
<b>CURRICULUM VITAE.....</b>	<b>112</b>



## LIST OF FIGURES

<b>FIGURE 1.</b> Theoretical Framework.....	17
<b>FIGURE 2.</b> The Currently Used Book.....	33
<b>FIGURE 3.</b> The Adapted Book.....	34
<b>FIGURE 4.</b> The Template of Unit .....	37
<b>FIGURE 5.</b> Activity 1.....	41
<b>FIGURE 6.</b> Activity 3.....	41
<b>FIGURE 7.</b> Activity 4.....	42
<b>FIGURE 8.</b> Activity 5.....	43
<b>FIGURE 9.</b> Activity 6 & 7.....	43
<b>FIGURE 10.</b> Activity 8.....	43
<b>FIGURE 11.</b> Activity 9.....	44
<b>FIGURE 12.</b> Activity 10.....	44
<b>FIGURE 13.</b> Activity 11.....	45
<b>FIGURE 14.</b> Activity 12.....	45
<b>FIGURE 15.</b> Activity 13.....	46
<b>FIGURE 16.</b> Activity 14.....	46
<b>FIGURE 17.</b> Words List, Summary and Reflection.....	47

UNIVERSITAS ISLAM NEGERI  
**ALAUDDIN**  
M A K A S S A R

## LIST OF TABLES

<b>TABLE 1.</b> The Organization of Material .....	27
<b>TABLE 2.</b> The Content of Material .....	28
<b>TABLE 3.</b> The Students' Characteristics .....	29
<b>TABLE 4.</b> The List of Needs Inventory .....	31
<b>TABLE 5.</b> The Validation Checklist of First Validator .....	50
<b>TABLE 6.</b> The Validation Checklist of Second Validator .....	51
<b>TABLE 7.</b> The Validation Checklist of Third Validator .....	52
<b>TABLE 8.</b> The Students' Characteristics .....	53





## LIST OF APPENDICES

APPENDIX 1. Blueprint Item of Need Analysis Framework .....	62
APPENDIX 2. Questionnaire for Students .....	63
APPENDIX 3. Google-Form .....	66
APPENDIX 4. Design of Blueprint .....	70
APPENDIX 5. Validation Checklist .....	74
APPENDIX 6. Product .....	77
APPENDIX 7. Answer Key for Teacher .....	87
APPENDIX 8. School Profile .....	92
APPENDIX 9. School Syllabus .....	96



## ABSTRACT

<b>Thesis Title</b>	:	<i>Integrating Islamic Values into Development of Ordering, Invitation and Asking for Permission Unit of the Eighth Grade Student at Madrasah Tsanawiyah Madani Pao Pao</i>
<b>Year</b>	:	2022
<b>Researcher</b>	:	RifqaReskiawati
<b>Consultant I</b>	:	Dr. Kamsinah, M.Pd.I.
<b>Consultant II</b>	:	NurAliyahNur, S.Pd.I.,M.Pd.

---

This research was conducted to develop English teaching materials for class VIII students based on the 2013 curriculum, especially on basic competencies 3.4 and 4.4 about *Ordering, Invitation, and Asking for Permission* for the eighth grade students at MTs Madani Pao-Pao. In March 10<sup>th</sup>, 2021, researcher conducted preliminary research and found that the teachers and students did not yet have an English handbook that had Islamic elements. As we knows that *madrasah* always prioritizing morality and sticking to the Qur'an and Hadith and of course it is not in line with their vision and mission. In the other side teachers do not have much time and references to develop Islamic-based material.

The researcher used R&D with the ADDIE development model (Analysis, Design, Development, Implementation, and Evaluation). This product that has been developed cannot conduct in class VIII students of MTs Madani Pao-pao due to the pandemic COVID-19. The types of data collection in this research were quantitative and qualitative. The researcher used questionnaires for students as instruments and also used validation sheet for experts.

This feasibility product was determined by expert judgment based on systematic aspects namely; material content, learning systematic and graphic feasibility. Therefore, based on the expert validation sheet and the results of product development, "Let's Break the Fast Together" material that has been developed can be applied as additional teaching material for class VIII students of MTs which can increase students' knowledge according to basic competencies 3.4 and 4.4 about *Ordering, Invitation, and Asking for Permission* learning objectives in the 2013 curriculum.

# CHAPTER 1

## INTRODUCTION

### A. *Background*

Teaching material is a learning resource that until now has an important role in the learning process. Teaching materials allow students to learn competency coherently and systematically so that students are able to master all competencies in an integrated manner. According to Prastowo (2014), he stated that teaching materials are materials (both information, tools, and text) that are arranged systematically which displays a complete figure of competencies that would be mastered by students and used in the learning process with the aim for planning and analyzing learning implementation. Teaching materials are often found as printed and non-printed. Printed teaching materials include hand-outs, books, modules, and brochures. Meanwhile, non-printed teaching materials such as interactive audio and video.

In order to increase the success of students in the teaching and learning process. In the use of teaching materials itself, the teacher has an important role in choosing teaching materials. Textbooks are the teaching material that most often found in Indonesian schools. Based on the Regulation of the Minister of National Education Number 11 of 2005, it explains that books (handbook) are mandatory references used in schools that contain learning material in the context of increasing faith and piety, character and personality, ability to master science and technology,



sensitivity and aesthetic abilities, as well as physical and health potentials which are compiled based on national education standards.

According to Greene and Petty (2017 ) quoted formulating several roles and used of handbook, namely: (1) Reflecting a strong modern perspective and demonstrates application in the teaching materials presented; (2) Presenting a rich, easy-to-read and varied source of subject matter, according to the students' interests and needs, as a basis for suggested program activities in which expressional skills are acquired in real-life conditions; (3) Provides an organized and gradual resource for expressional skills; (4) Presenting (together with the accompanying manual book) teaching methods and facilities of motivating students; (5) Presenting the necessary initial fixations as well as a support for practical exercises and assignments; and (6) Presenting materials or tools for evaluation and remedial that are compatible and effective.

Related to the role and use of the handbook. Currently, handbook that are applied in schools are in accordance with the role and use of the handbook itself based on the applicable curriculum. As we know, public schools and *madrasah* have a slightly different vision and mission. *Madrasah* have their own characteristics they always prioritizing morality and sticking to the Qur'an and Hadith to teachers and students, both in the school environment and the material provided. In fact, based on preliminary research on March 10<sup>th</sup>, 2020 the English subject used by teachers at Madrasah Tsanawiyah Paopao still used general materials and

it causes the teacher have limited time and references in developing Islamic-based material. Therefore, the researcher was developed the ordering, invitation, and asking for permission unit by providing content of Islamic values material to be one of the teacher's references.

This research integrates Islamic values in learning aims to determine the activities of Muslim students, to control their behavior for the benefit of their self as individuals, and also to bring all students better in life not only in attitude but also in speech. As stated in Surah Al-Waqi'ah Verse 25

لَا يَسْمَعُونَ فِيهَا لَغْوًا وَلَا تَأْتِيهَا

*"...They do not hear in it vain words nor sinful words"*

Syaikh Abdurrahman bin Nashir as-Sa'di interpretation the meaning of this verse he stated that in that heaven full of pleasure. They will not hear vain words, neither will they hear words that have no benefit, nor will they hear sinful conversation, "but they only hear *Salam*," that is, they will only hear good words. That is because heaven is a place of good people, and there is nothing in it but all that is good. This shows that the inhabitants of Paradise have good manners in their conversations, and that what they speak is the best and the happiest words for the heart and the safest from all vanity and sin. We ask Allah for His bounty (heaven). Thus, the researcher hopes that this research will be useful knowledge for others in the future as explained in the following hadith, Abu Huraira reported: The Messenger of Allah, peace, and blessings be upon him, said:

إِنَّمَا نَأْتِ الْإِنْسَانَ لِقَاطِعَ عَمَلِهِ خَمَلَةٌ إِلَّا مِنْ ثَلَاثَةٍ إِلَّا مِنْ سُنْدَلَةٍ جَارِيَةٍ أَوْ عِلْمٍ يُنْتَفَعُ بِهِ أَوْ ذَلِّمٍ مَسْأَلَةٍ يَذْعُرُهُ .

*“When the human being dies, his deeds end except for three: ongoing charity, beneficial knowledge, or a righteous child who prays for him.”*

According to Abdul Al-Subkiy said that, the work of books is more useful because it is stronger and more durable over time. As long as the knowledge is still being studied, as long as it is also the person who teaches it at the initial stage will get a reward that will be continuously entered into the record of his good deeds. If someone who composes a book for the reference of many people, as long as his book can benefit others, Allah will give rewards and rewards. Abdul said that Islam is very focused on the need to study, practice the knowledge learned and convey the knowledge to be used by others.

In this research, the researcher was developing English learning material for eighth grade at MTs Tsanawiyah Pao Pao based on basic competencies 3.4 and 4.4 with Ordering, Invitation and Asking for Permission by providing content of Islamic values in accordance with the applicable curriculum and syllabus. Certainly, creativity was needed in integrating Islamic values into the material so that the materials would be accepted and the students in *madrasah* still get the same knowledge as the students in public schools.



## **B. Research Problems**

Related to the background, the following below is the formulated of research problems:

1. What is the students' need of English Teaching Materials dealing with Ordering, Invitation and Asking for Permission units that integrate Islamic values for the Eighth grade of MTs Madani Pao-Pao?
2. How is the design of English Teaching Materials dealing with Ordering, Invitation and Asking for Permission unit that integrate Islamic value for the Eighth grade of MTs Madani Pao-Pao?
3. How is the development of English Teaching Materials dealing with Ordering, Invitation and Asking for Permission units that integrate Islamic value for the Eighth grade of MTs Madani Pao-Pao?
4. How is the result of English Teaching Materials dealing with Ordering, Invitation and Asking for Permission units that integrate Islamic value for the Eighth grade of MTs Madani Pao-Pao in terms of experts' validation?

## **C. Research Objective**

Related to the research problem above, the following below is the research objective, there are:

1. To find out the students' need of English Teaching Materials dealing with the syllabus and students need analysis about Ordering, Invitation and Asking for Permission material that integrate Islamic value for the Eight grade of MTs Madani Pao-Pao.

2. To design a blueprint of English Teaching Materials dealing with the syllabus and students need analysis about Ordering, Invitation and Asking for Permission unit that integrate Islamic value for the Eight grade of MTs Madani Pao-Pao in term of students' need analysis.
3. To describe the profile of English Teaching Materials dealing with the syllabus, students need analysis about Ordering, Invitation and Asking for Permission unit that integrate Islamic value for the Eighth grade of MTs Madani Pao-Pao.
4. To know the result and quality of English Teaching Materials dealing with the syllabus and students need analysis about Ordering, Invitation and Asking for Permission unit that integrate islamic value for the eighth grade of Mts Madani Pao-Pao based on expert validity.

#### **D. Research Significance**

##### **1. Theoretical Significance**

This research can provide the effectiveness Islamic materials for Islamic school or it calls *madrasah* by developing a material for eighth grade at MTs Madani Pao-Pao dealing with Ordering, Invitation and Asking for Permission unit that integrate Islamic value based on the 2013 curriculum which includes basic competencies 3.4 and 4.4.

##### **2. Practical Significance**

###### **a. Significance for Researcher**

The researcher gets knowledge and experience of developing teaching English learning dealing with Ordering, Invitation, and

Asking for Permission unit that integrate Islamic value for eighth grade MTs Madani Pao-Pao.

b. Significance for the students

This research expects that the students will be able to make Ordering, Invitation, and Asking for Permission not only in general but also in Islamic concepts and the students can know how to apply it in their daily activities as Muslims.

c. Significance for the Teacher

The researcher hopes the teacher can use this Islamic material design as references according to the needs and characteristics of students in the teaching-learning process. In addition, the teachers can create a learning atmosphere that can increase the sense of faith to realize the greatness of God.

d. Significance for the School

The researcher hopes that this research can be used by the teacher in the process of learning English materials of the Eighth grade MTs Madani Pao-Pao, because it is related to the vision and mission of their program.

**E. Research Scope**

This research focuses on developing Ordering, Invitation and Asking for Permission unit that contain Islamic value of the Eight Grade in MTs Madani Pao-Pao. Moreover, this research based on 3.4 and 4.4 basic competencies in the Eight Grade syllabus dealing with the 2013

curriculum with regards to a social function, structure text, and linguistic element of transactional interactions.

#### **F. Operational of Key Term**

The title of this research is “Integrating Islamic Value into Development of Ordering, Invitation and Asking for Permission unit material at the Eight Grade Madrasah Tsanawiyah Pao-Pao”. To understanding this research, the researcher would like to give the key term, there are:

##### **1. Development**

Development in this research refers to the updating of existing material. This research was going to develop a material by integrating Islamic values into Ordering, Invitation, and Asking for Permission unit based on the 3.4 and 4.4 competencies.

##### **2. Islamic Value**

The Islamic value such as ways of communicating, interacting, and socializing that are specifically designed by Allah to build spiritually healthy researchers using Islamic name tags, Islamic vocabulary, Islamic dialogue and Islamic reading.

##### **3. English materials**

This research only develop Ordering, Invitation and Asking for Permission materials based on 3.4 and 4.4 basic competences in the Eight Grade syllabus dealing with the 2013 curriculum with regards to social function, structure text and linguistic element of transactional interactions



## CHAPTER II

### REVIEW OF RELATED LITERATURE

#### *A. Review of Related Research Findings*

Ummajjah (2017) "Designing an English Learning TextBook Nuanced Islamic Materials for PIBAS' Program in Alauddin State Islamic University Makassar" state that very important to develop teaching materials (textbook) English-based Islamic nuances highly aligned with the vision and mission of the Alauddin State Islamic University of Makassar particularly in view of the excellent programs PIBA. As well as known that it has not been a book patent that was used as a reference for teaching English material there. The tutors only used copies of some books or article leaflets to be distributed to the students. However, there are some things that need to fix one of them, making it more in line with the vision and mission of the Alauddin State Islamic University of Makassar.

Amelia (2012) "*Merancang Pembelajaran Bahasa Inggris Berbasis Pendekatan Islami*" states that effective teaching was fundamental in education process. It aims at developing excellent moral output. For Muslims, values of Islamic cover all aspects of life. Therefore, Islamic education is necessarily integrated into all instructional contents so students can fully develop their attitude accordingly. English is a necessary subject, but on the other-hand, it also teaches the idea of secularity which exists in English culture. Integrating Islamic values can be done through: 1). Add exercises that reflect Islamic values in the topic

being taught, 2). Insert Islamic names for people; 3). enclose relevant Al-quran or hadits; 4). Mix some Islamic expressions related to the given topic.

Annisa & Hadijah (2017) "The Integration of Islamic Values In English Teaching and Learning Process At Model Palangka Raya" find out the integration of values in teaching and learning process, to integrate the values can be carried out from planning, whilst activity and evaluation. There are four techniques that teachers implemented to integrate Islamic values in the teaching and learning process specifically in the lesson plan, the material, the process and the evaluation.

Related to the studies that have been done previously all the researcher developed Islamic-materials, and the researcher took the results of the research conducted as a reference material to assist researchers in developing. This research intends to incorporate religious value into the learning process that everything must be considered, especially in Islamic-schools.

## ***B. Theoretical Foundation***

### **I. Concept of Materials Development**

According to Tomlinson (1998:2), material designing is everything made by people (the writers, the teachers, or the learners) to give and utilize information and provide experience of the using language, which is designed to promote language learning. So, in designing materials they need to identify, first, learners' needs and consider the objective of the

learning. Then, they can design the materials by adapting them in order to improve or to make them more suitable to learners' needs. Adaptation can be carried out by reducing, adding, omitting, modifying and supplementing learning materials. Pardo and Téllez (2009) offer a definition for materials designing that they say is most apt due to its inclusivity. It includes adaptation, creation of learning and teaching exercises, a task, an activity, a lesson, a unit, or a module composed of several units.

Based on that theory, here the researcher was developing a teaching material about Ordering, Invitation and Asking for Permission which in there is Islamic values as the main foundation and the teacher could be taught to the Eight grade about how the delivery of Ordering, Invitation and Asking for Permission are in accordance with the context of Quran and Hadith and the teachings taught by the prophet Muhammad and can be able to implemented in their daily life

## **2. Concept of 2013 Curriculum**

### **a. Definition of Curriculum**

The success or unsuccessfulness of education is determined by a good curriculum. Therefore, the curriculum has a central and strategic position in all of the education process. The curriculum directs all forms of an educational activity to reach the objective of education. According to Good in Ahmad (2012: 18), that curriculum is a general overall plan of the content or specific materials of instruction that the school should offer the



student by way of qualifying him for graduation or certification or for entrance into a professional or vocational field. The curriculum is a plan that provides guidance in the process of teaching and learning activities (Nana Syaodih, 2009: 5). In addition, Nasution stated that the curriculum is seen as a plan designed to smooth the teaching and learning process under the guidance and responsibility of schools or educational institutions and their teaching staff. According to law number 20 of 2003 concerning the national education system article 1 point 19, the curriculum is a set of plans and arrangements regarding the objectives, content and learning materials as well as methods used as guidelines for implementing learning activities to achieve certain educational goals. In other words, the curriculum is the center of all educational processes which serves to direct educational activities for the achievement of educational goals. The application of the curriculum is also considered a reference for the success of education. Therefore, several times the curriculum has been changed because the implementation of the curriculum continues to undergo development because it must be adjusted to the development of society. The 2013 curriculum is a form of improvement from the previous curriculum, namely KTSP 2006.

#### b. Defenition of The 2013 Curriculum

In the 2013 curriculum, the learning activity is center or in this case famous with a scientific approach. The aim of the 2013 curriculum is to prepare for the golden generation of the Indonesian nation, with a



system where students are more active in teaching and learning activities. The students were expected to find out about the learning material and the teacher as facilitator. The assessment was not only the final result but the process to get the result assessment. The emphasis is that the 2013 curriculum aims to encourage students or students to be better at making observations, asking questions, reasoning, and presenting what they get or know after receiving learning material. The objects that become learning in structuring and refining the 2013 curriculum emphasize natural, social, artistic and cultural phenomena. Unlike the previous curriculum, the 2013 curriculum emphasizes three aspects, namely producing students with noble character (affective), skilled (psychomotor), and knowledgeable (cognitive) continuously. It is hoped that students will be more creative, innovative and more productive.

#### c. Component of The 2013 Curriculum

According to Poerwati (2013:35) the components of the 2013 curriculum, are;

- 1) Goals, there was a goal in the learning process;
- 2) The content of the curriculum, the students could obtain experiences from school. Those experiences had designed and organized before for student;
- 3) Learning process method, the way students obtain new learning experience for the better learning process and the students' goal;

- 4) Evaluation, to measure the process successfully or no.

### 3. Concept of English Materials

As a Muslims, the students should be able to have good communication among friends and also people around. There are several kinds of religious values that would be promoted in the English learning materials such as self-esteem, sincerity, work hard friendship, confidence, good communication, honest, faithful, good behavior, responsibility, patience and optimism, and much more in reference to the verse of al-Quran and hadith. Sunarto (2014) in his research results created an output in the form of modules that were integrated into Islamic values by (1) adding exercises that reflect Islamic values in the topic of learning, (2) using Islamic names for people, places and activities, (3) using Islamic expressions in accordance with the subject matter, and (4) combining codes and code-switching between English and Islamic expressions.

Material that has developed about Ordering, Invitation, and Asking for Permission unit by integrating Islamic values. Ordering is an action to ask someone to do something that must be done. e.g Please, buy some food for a pre-dawn meal? or Ali, open your holy Qur'an and please read Al-Zalzalah verse 7. The Invitation is a request to someone to attend an event. We can use "let's (let + us)". e.g let's break the fast at the mosque or in formal situation we can use would you like to come to Muhammad's house to pay *zakat*?. The last, Asking for permission is an action to ask

someone for permission as respect, e.g. We can use May I help you to distribute these Iftar's meals?.

### **C. Theoretical Framework**

The research developing Ordering, Invitation and Asking for Permission materials for the Eight grade students of Madrasah Tsanawiyah Pao-Pao. Based on the 2013 Curriculum, teachers as educators should be able to implement the 2013 Curriculum in teaching and learning processes. They had to be productive, creative, innovative in teaching, and be able to develop students' competence.

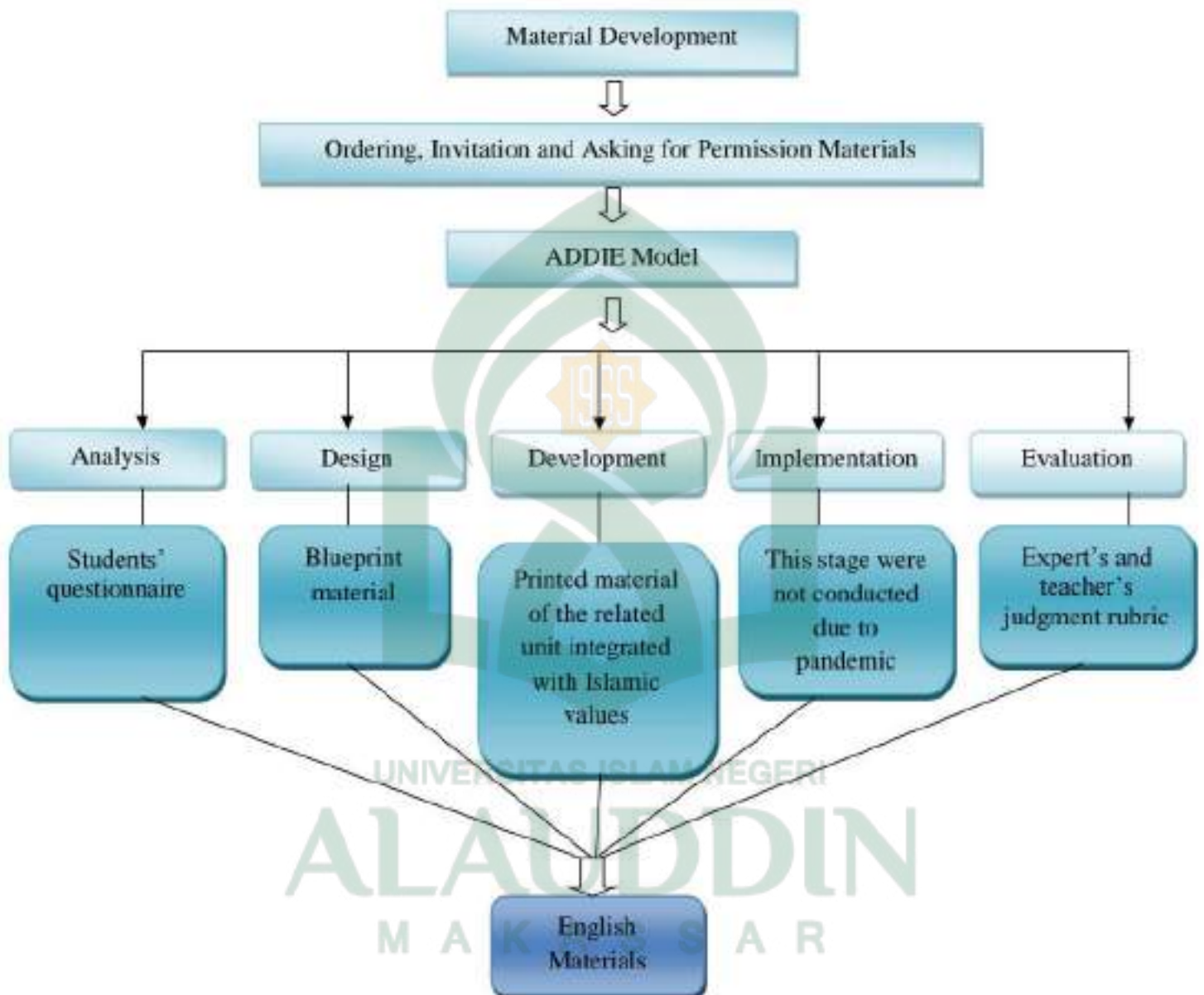
Since the teacher only used students' handbooks as English material for the learning activities the process in learning did not vary based on the 2013 Curriculum in the class. The teacher also did not integrate Islamic value into its material. Here, the teacher should provide some kinds of supplementary materials that support the English teaching. The reason why the material needed to be developed was that there was a lack of learning resources that provide enough opportunities for the students to be active and to use the objectives of language in daily life and the student should know about Islamic value because they study in Islamic School. If there are no materials that provide activities for the students, the objective of the English learning process was not successfully achieved.

There are many models in developing materials. One of them was the ADDIE Model that consists of Analysis, Design, Development, Implementation, and Evaluation. The reason why the researcher chose it as



the model in this study was that it saved more time and money than the other ones while they were easy to fix. There were some instruments that the researcher used in every phase to measure the rate of quality of the developed materials. In the Analysis phase, the researcher uses students' questionnaires, teacher primary books, and interviews to analyze students' needs. Next, Design phase, the researcher designs the systematic framework, learning process, and content of English materials about the materials that were developed. In line with the phase previously, the researcher used a syllabus and learning plan in developing the materials. In this phase, the expert evaluates the developed materials by using the expert's rubric assessment. Next, At the implementation and evaluation phase, the material that has been developed not be tested in the classroom but given to the teacher and the assessment rubric also given to the experts (teachers and lecturer) to check the feasibility of the product. They checked the quality of the product whether the developed materials fulfilled the students' needs as well as the aims and objectives of the course or not. If all of the phases were clearly fixed, the final product that contained of Islamic values dealing with the 2013 Curriculum could be used as an "English Materials" to support the teacher in teaching English in the Eighth-grade class.





**Figure 1.** *Theoretical Framework*

## CHAPTER III

### RESEARCH AND DEVELOPMENT METHOD

#### A. *Research Method and Development Model*

Research and Development method is the research method that is used to produce a certain product and validate the product (Sugiono:2010). According to Sujadi (2003: 164) Research and Development is a process or steps to develop a new product, or make a product perfect for which responsibility. From the definitions, the conclusion is Research and Development related to certain products. Developing a product using Addie's model is good enough. It was because Addie's model has 5 steps that is quite enough to do.

Actually, Research and Development (R&D) has many models, which can be applied by researchers such as Sugiono model, Addie model, Brog and Gall model, Dick and Carey model, Kemp model, and many others. Based on many models stated formally, this research used ADDIE model. It was developed by Florida State University to explain "the processes involved in the formulation of instructional System Development (ISD) program for military inter service training that will adequately train individuals to do a particular job and which can also be applied to any inter service curriculum development activity ". The model originally contained several steps under its five original steps (Analyze, Design, Development, Implementation and Development)

The idea was to complete each step before moving to the next. Over the years, practitioners revised the steps, and eventually the model became more dynamic and interactive than the original hierarchical version. By the mid-1990s, the version familiar today appeared. Finally, in this research applied ADDIE model because the model was very useful having stages clearly defined which makes implementation of instructions effectively. It strives to strive to save time and money by catching problems while they are still easy to fix. It also provides simple procedures to design and development materials.

#### **B. *Research and Development Procedures***

This research was adopted by ADDIE's model. The procedures in developing deal with the ADDIE model which provides five phases: First, in *analysis*, the researcher gathers the information by giving questionnaires to know the students' needs. And after that, the researcher distributes the questionnaire. The second, *design phase* where English materials dealing with 3.4 and 4.4 competencies at the 2013 curriculum considering the goals and objectives of the learning process. In this phase, the researcher designed the blueprint or materials framework of the organization materials, learning materials, contents, and assessment, then identified many sources to guide the writer for designing English materials that were relevant with Ordering, Invitation and Asking for Permission materials covered in the 3.4 and 4.4 competences. In the next *development*, in this

phase, the researcher develops the previous materials on the syllabus and produces the materials innovatively based on each of own basic competence on the syllabus. Next, validate the product to the experts to make sure whether the product is appropriate to the learners' needs as well as the goals and the objective of the course or not. The next phase is *implementation*; this phase deals with trying out the product. But the product was not implemented in the learning and teaching due to pandemic COVID-19. The last, *evaluation phase* to measure the rate of quality of the materials. It measures the appropriateness of the developing materials. In this evaluation, the experts were involved to check the quality of the product. The type of evaluation used was summative evaluation which deals with the final evaluation of developed materials.

### **C. Research Subject**

The researcher took the Eighth grade of the Madrasah Tsanawiyah Pao-Pao group C as the subject which is consists of 38 students, and also three experts as the product assessment team.

### **D. Types of Data**

The researcher used quantitative and qualitative data. The results of the questionnaire from students were gathered as quantitative data and expert validation sheet from experts' judgments as the source of information about the strengths and weaknesses of the developed material was carried out as qualitative data.



### **E. Research Instruments**

The researcher used questionnaires as instruments. The questionnaire used to identify the learners' needs. The questionnaire was distributed by using google-form to the Eighth grade students of Madrasah Tsanawiyah Pao-Pao to conduct need analysis. The question deals with the eight student need points with the need to construct the English materials for the student.

In addition, to find out validate of the product the researcher applied expert validation sheet that was addressed to the expert which bounded by three aspects, namely material aspect, learning aspect and graphics feasibility aspect that adapted from Anggraeni and Raden (2012).

### **F. Data Collecting Procedure**

This research used the ADDIE Model that consists of Analysis, Design, Development, Implementation, and Evaluation. The procedure of the data collecting is achieved in these ways. First, the questionnaire was distributed to students as a first step to analyze students' needs about the related material. After the result of questionnaire was selected, the researcher then conducts a filtering related to student needs based on the results of the questionnaire then distribute the results into a blueprint as design phase and then compiles it into material needed by students until the product integrated by Islamic values in accordance with the aims of basic competence 3.4 and 4.4. Secondly, after the product was developed, researchers provide expert validation checklist to the experts to asses the

validity of products as summative evaluation. Assessment can be in the form of scale assessment to find out the product's strengths and weaknesses by means of evaluation. If still any weaknesses found, the product must be revised until it is considered to have reached the effectiveness standard so it can be implemented in the classroom.

## G. Data Analysis Technique

### 1. Quantitative Data Analysis

The researcher used quantitative data analysis technique in gathering information from students need analysis, the researcher used a questionnaire that concluded learning needs that were suitable with eighth grade students which were used for assessing overall needs of the target and had been analyzed by calculating the highest percentage of the answers in the questionnaire. The highest percentage for each answer in the questionnaire was considered to be representing the students' needs.

Arikunto in Kamelta "*Utilization of the Internet by Students of the Civil Engineering Department, Faculty of Engineering, Padang State University*" (2013) pinned the scaling formula composed by Thorsten to calculate the data is as follows:

$$(P) = f/N (100\%)$$

P : percentage (%)

F : frequency of respondents' answer

N : number of respondents

100 : fixed number

## 2. Qualitative Data Analysis

The validation sheets were used to find the validity level of the product by using qualitative data analysis. In analyzing data qualitatively, there were three effective stages discussed by Miles and Huberman, namely data reduction, data display and the final stage was a summary of conclusions which were all related during and after data collection was done. Quoted from Nur Fadilasari in her research "Developing Inquiry Learning Model-Based English Instructional Materials for The Seventh Grade of Junior High School" (2019: 33), Agus Salim (2016) described the three stages as follows:

### a. Data Reduction

At this stage, the researcher obtained qualitative data from the subject by analyzing the material contained in the basic competencies that were developed or could also be said at this stage the old indicators were replaced with new indicators.

### b. Data Display

This stage was the conclusion of various data obtained in the form of tables, graphs, and networks and tables, which was an ongoing process where everything must be completed in data collection.

### c. Conclusion Drawing

In this last stage, researcher drew conclusions based on two stages that had been done previously where researcher set initial conclusions, then subsequently validated by experts.

The qualitative data analysis technique used to determine the results of the validity level of the product been developed that is displayed below:

$$\bar{X} = \frac{y_1 + y_2}{n}$$

Where:

$\bar{X}$  = The average of rating scale

y = The expert

n = Total number of Expert

The scale of validity level of the product developed displayed below:

1 = Very Inappropriate

2 = Inappropriate

3 = Quite Appropriate

4 = Appropriate

5 = Very Appropriate

UNIVERSITAS ISLAM NEGERI  
ALAUDDIN  
MAKASSAR



## CHAPTER IV

### FINDINGS AND DISCUSSION

#### A. *The Analysis of Student's Needs of Islamic English Material*

This phase was conducted to analyze students's needs for the materials developed by the researchers. In terms of integrating Islamic values into the student handbook which were based on general material that had been used as learning materials. Therefore, before developing the material the researcher carried out student's needs analysis, which is also an initial stage in addie models. In line, according to Otilia (2015) quoted by Mita & Eka, it is concluded that needs analysis is the main foundation for developing curriculum, teaching materials and teaching methods that can increase motivation and success in learning in students. After getting a student needs analysis, the researcher then develops the material based on the results of the student's needs.

##### a. *The Result of Student's Needs Analysis of Learning Materials*

###### 1. **Research Subjects**

In carried out students' needs analysis, the first thing the researcher has to do was find out who was involved before and after the research. Researchers have determined two aspects that have an important role in this activity, namely the target group and the assessment team.

a) Target Group.

Analysis was the first step in collecting research data. Researchers look for the main facts that appear in the field by looking at the student questionnaires that have been distributed. Based on the data collected, 32 of the 38 students of class VIII C have filled out the questionnaire while the other 6 students cannot answer because of communication limitations. The distribution was carried out on February 6, 2021 and consisted of 13 questions and reports of 3 target needs which were known as material organizing, material content and student character.

b) Assessment Team

The assessment team was formed based on the needs of the researcher in compiling a questionnaire that would be distributed to students. The questionnaire to be used was first checked for quality standards by the validator team. After being distributed and the questionnaires collected, the results of the questionnaire were then used for the material development stage and would be returned to the assessment team to test the effectiveness of the product before it could actually be applied to the classroom.

## **2. The Result of Students' Needs Analysis**

a) Organization of Material

The organizing stage was a provision in the development of teaching materials that transferred to students in the classroom including

the planning, prediction and projection stages of what has been done during learning activities including what is expected from the results of the learning process.

**Table 1**  
**The Organization of Material**

<b>The Organization of Material</b>			
<b>No</b>	<b>Statement</b>	<b>Items</b>	<b>Percentage</b>
1.	The instructional objective	Yes No	100% 0%
2.	Kinds of activity	Individual Pair Discussion (small group) Project (big group)	25% 37.5% 31.3% 6.3%
3.	Kinds of task activity	Writing Reading Speaking	21.9% 34.4% 43.8%
4.	Summary need to be put	Yes No	87.5% 12.5%
5.	Kinds of reflection	Note taking Presentation	31.3% 68.8%
6.	Words list	Yes No	90.6% 9.4%

Table 1 above describes that 100% students need to be put instructional objectives in learning. Then, in kinds of activity 25% students choose a task is given with individual, 37.5% prefer to be in pair, 31.3% students wants to discussion (small group) in learn, meanwhile 6.3% students choose the project (big group). The next is kinds of task activity, around 21.9% students liked to write, 34.4% choose reading and 43.8% wanted to have speaking task. 87.5% students agreed summary

need to be put and 12.5% choose not. Then, 31.3% students choose note taking as a reflection in learning and 68.8% prefer to presentation. And last, around 90.6% students want a word list to learn and some of them choose not.

#### b) Content of Material

Content is the core of the teaching and learning process. The delivery of content can be done in various ways, either directly or indirectly, such as the internet, television, audio CDs, even now through cell phones. The content of the material plays a very important role in a learning activity because it describes the material received by students through a learning topic.

**Table 2**  
**Content of Material**

<b>Content of Material</b>			
<b>No</b>	<b>Statement</b>	<b>Items</b>	<b>Percentage</b>
7.	Topics of materials	Dawn-meal on the road Let's break the fast together Let's pay an obligatory charity	21.9% 50% 28.1%
8.	Topics materials that have been heard	Dawn-meal on the road Let's break the fast together Let's pay an obligatory charity None	15.6% 28.1% 36.5% 18.8%
9.	Islamic values of ordering, invitation and asking for permission	Dawn-meal on the road & The verses of Al-Qur'an Let's break the fast together & Al-Hadith Let's pay an obligatory charity & The pearl words of muftis	34.4% 40.6% 25%



Refer to Table 2 above 21.9% of students choose dawn-meal on the road as the topic of materials, around 50% of students prefer to Let's break the fast together, and 28.1% choose to let's pay an obligatory charity as the topics of materials. On the other hand, 15.6% of students admitted that they had heard the topic about Dawn-meal on the road, 28.1% choose to let's break the fast together, 36.5% for let's pay an obligatory charity, some of them admitted never

#### c) Students' Characteristics

In knowing the characteristics of students, it is necessary to provide learning materials that are in accordance with the needs of students as well as to attract students' interest in learning. Teachers also need to understand the increase in student knowledge and also understand the problems and learning methods of students in class.

**Table 3**  
The Students' Characteristic

Students' Characteristic			
No	Statement	Items	Percentage
10.	Kinds of the material presentation given	Visual Auditory Kinestik	50% 25% 25%
11.	The ways to learn	Through playing games Through listening directly Through reading materials I like all the choices	28.1% 3.1% 15.6% 53.1%
12.	Kinds of learning preference	Texts Pictures Dialogues	18.8% 18.8% 12.5%

		I like all the choices	50%
13.	The problems encountered	Lack of vocabulary knowledge Uninteresting topics/bored material Unfamiliar context Uncommon word combination Too many has the same meaning	53,1% 12.5% 6.3% 6.3% 15%

Based on table 3 above the students mostly choose visual with a percentage of 50% they wanted to the presentation of the material given with visual, around 25% of students refer to auditory, and some of them choose kinesthetic. In the way to learn, 28.1% of the students choose to do playing games, 3.1% choose listening directly, 15.6% liked to do reading materials and 53.1% of the students choose I like all the choices (playing games, listening directly, and reading materials). Then, 18.8% of students choose to text and picture for learning preference, 12.5% preferred dialogues and half of the students in class choose I like all the choice. Last, the things that become problems in learning English, around 53.1% of students choose lack of vocabulary as their biggest problem, 12.5% choose uninteresting topics or boring materials, around 6.3% choose an unfamiliar context and uncommon word combination, meanwhile 15% of students choose too many have the same meaning in their problem in learning English.

**Table 4**  
The list of Needs Inventory

No	Questions	Answers
1.	In your opinion, do the instructional objectives need to be put in " <i>Ordering, Invitation and Asking for Permission</i> " unit?	The students want the instructional objectives to be put in Ordering, Invitation and Asking for Permission unit
2.	Related to the " <i>Ordering, Invitation and Asking for Permission</i> " unit, what kind of exercises activities do you want?	The students like if they are given in pair activity
3.	Related to the " <i>Ordering, Invitation and Asking for Permission</i> " unit, what kinds of tasks activities do you want?	The students like if they are asked to speaking in Ordering, Invitation and Asking for Permission unit
4.	Does the summary need to be put on the " <i>Ordering, Invitation and Asking for Permission</i> " unit?	The students want summary to be put in Ordering, Invitation and Asking for Permission unit
5.	In relation to the learning " <i>Ordering, Invitation and Asking for Permission</i> " unit, what kinds of reflection do you want?	The students like if they are asked to note taking as a reflection
6.	Does the glossary (words list) need to be put on the " <i>Ordering, Invitation and Asking for Permission</i> " unit?	The students want glossary to be put in Ordering, Invitation and Asking for Permission unit
7.	If the material " <i>Ordering, Invitation and Asking for Permission</i> " based on Islam has been created, so what topics do you want?	The students want Let's break the fast together as a topic in Ordering, Invitation and Asking for Permission unit
8.	What kind of " <i>Ordering, Invitation and Asking for Permission</i> " based on Islam that you have heard or read?	The students heard more about Obligation Charity
9.	In relation to the " <i>Ordering, Invitation and Asking for Permission</i> " unit, what kinds of islamic values do you want?	The students want Let's break the fast together & Al-Hadith in Ordering, Invitation and Asking for Permission unit

10.	In relation to the learning style, do you like learning by using?	The students like to learn the material through Visual way.
11.	In what way do you like to learn " <i>Ordering, Invitation and Asking for Permission</i> "?	The students like to learn the material through playing games, listening directly and through reading materials.
12.	In relation to learning " <i>Ordering, Invitation and Asking for Permission</i> ", do you like studying the material by using?	The students like to learn by texts, pictures and dialogues.
13.	In your mind, do you experience the following problems in learning English especially " <i>Ordering, Invitation and Asking for Permission</i> "?	The students most problem is lack of vocabulary knowledge

The list of needs inventory concluded the results of the student needs analysis and then became a source for designing a blueprint according to the questionnaire and the material standards in the syllabus.

### 3. The currently used English teaching materials

The English teaching material used by teachers at MTs Madani Pao-pao till this day is the companion textbook "English: When English Rings a Bell" The content of this book is still general and does not contain Islamic values.





11) Grammar Angle; 12) Reflection; 13) Reviews; 14) Let's Play; 15) Vocabulary; 16) Glossary which has 18 activities.



**Figure 3.** The Adopted Book

*b. The Result of Student's Needs Analysis Based on Expert Judgments*

When the student questionnaire was concluded, the expert suggested that the development of teaching materials be arranged in accordance with the results of the analysis of student needs. Besides that, it must also pay attention to material systematic standards in order to present the material, can be conveyed well, clearly in accordance with the learning

objectives in the syllabus. Researchers must pay attention to, consider and balance the results of the analysis of student needs with the content of the syllabus by varying the learning activity models at each meeting.

## **B. *The Result of Product Design***

### *a. The Result of Product Design Through Student's Needs*

After needs analysis was carried out, the next step was to design a blueprint. Blueprints was used as guidelines for preparing learning activities, templates, content and assessment of learning materials. In designing blueprints there are aspects that must be considered, namely; the need for analysis from the feedback of the expert judgment and the students' questionnaire was used as the consideration in designing the contents of materials. Then for context analysis, researchers consider the characteristics of students in providing contextual material. The blueprint is also in line with the 2013 curriculum, where the core competencies and their contents have been modified according to the need's analysis. The researcher focuses on increasing students' knowledge of Islamic English values in their daily life.

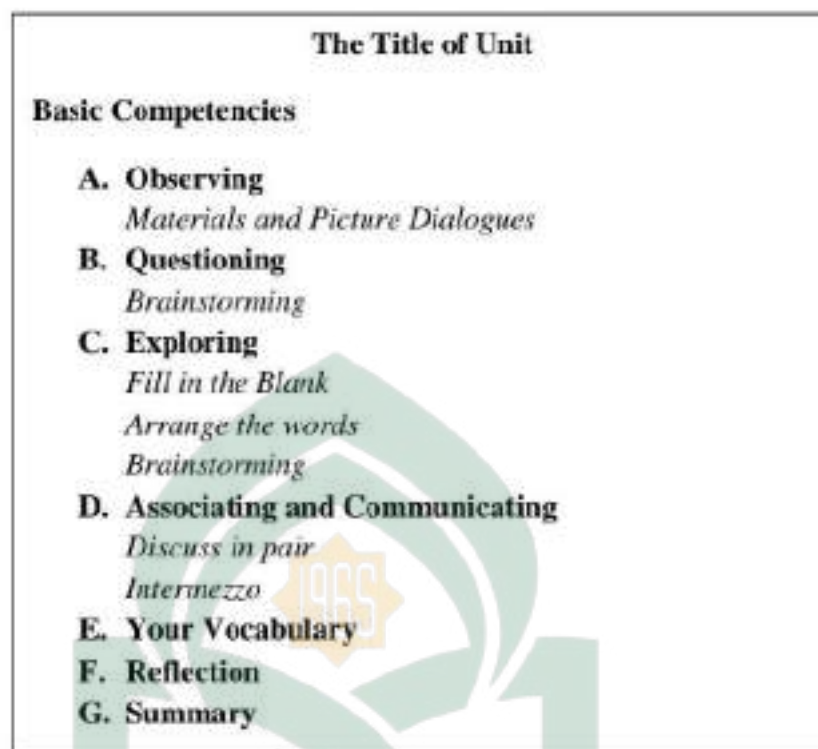
The blueprint consists of functions as a provider of information about the name of the unit under study, the basic competencies that have been predetermined by the government which regulates the 2013 curriculum learning system, Islamic values that provide a description of what Islamic values that will be accepted by students, learning objectives that provide details about the learning outcomes that students receive after



studying the unit, input that displays information about learning tools and models that students accept, list of vocabulary that students receive. Learning activities that students accept as material and assignments, assessment was a standard aspect of teacher assessment of student performance when receiving material in class and time allocation was determining the learning schedule activities on each material from the related unit.

This curriculum is based on a scientific approach in which there are activities, namely observing, questioning, exploring, associating and communicating (Kemendikbud, 2013). Units containing religious values then represented through the title and applied contextually in the form of names, objects, expressions, etc. Learning objectives and inputs were sourced from basic competencies 3.4 and 4.4. Then it was modified in the student's context situation so that students can apply it in their daily life. In learning activities there seven kinds of activities that must be followed according to a blueprint that has been developed using the results of student questionnaires as material templates. This unit templates focused on learning activities below





**Figure 4.** The Template of Unit

*Observing*, in training students to understand the materials with the pictures, text, or dialogue provided. Then, *Questions* in the form of simple question items that aim to find out the knowledge and thoughts of students about topics. *Exploration*, the main activities because students identified vocabulary and tenses followed by several activity in the given assignment. By *Associating* students are expected to be ready to make any text related to the topic through group discussions and present the results at the *Communicating* stage. Furthermore, *Reflection*, this activity facilitates students to self-assess the extent to which students understand the material being studied and also reflect religious values. *Vocabulary*

*lists* exist as changes in the form of vocabulary about related topics. Then a *Summary* was provided on the last pages of the unit.

*b. The Result of Product Design Based on Expert Judgments*

Based on the instructions, the researcher has revised several parts of the blueprint, such as the color, size of the font used, activity instructions, and presentation of teaching materials and conclusions that must be clear.

In this research, researchers have designed the framework of the material developed, taking into account some of the basic principles of second language acquisition proposed by Tomlinson (2011) regarding language learning, that the material developed must have an impact, the material must be perceived by students as relevant and useful, Learners should be interested in linguistic features, materials should provide opportunities for students to use the target language to achieve communicating goals, etc.

In addition, in designing blueprints, the researchers designed blueprint materials related to competencies 3.4 and 4.4 in the 2013 curriculum by considering the goals and objectives of the learning process based on student needs that have been obtained in the questionnaire. In line Ummajjah (2017) "Designing an English Learning TextBook Nuanced Islamic Materials for PIBAS Program stated that curriculum is one of the basic things that should not be overlooked when compiling a book-text. In the process, the curriculum becomes a philosophical foundation. In

addition, the curriculum 2013 curriculum uses a scientific approach in which there are activities, namely observing, questioning, exploring, associating, and communicating (Kemendikbud, 2013).

The learning material used by the researcher is ordering, invitation, and asking for permission which contains Islamic elements that have fulfilled the social and linguistic functions of the basic competencies contained in the syllabus. Researchers also use pictures and provide examples that contain Islamic elements, according to what students need, and do not forget the aims and objectives of basic competencies. Researchers incorporate Islamic elements into the material such as replacing "hello" to *assalamualaikum*, goodbye to *waalaikumsalam* and so on.

### **C. *The Result of Learning Materials Development***

This stage was the most important because it is a stage of development. The process and development in this research through several stages which adjusted to the ADDIE model. This stage shows the development of material based on several systematic aspects such as material, learning materials, graphic feasibility and expert assessment suggestions.

#### **a. *Aspect of Content Materials***

In this case, the researchers concluded the results of development into several parts, such as the contents, for example, the language and practice.

### 1. Content

After compiling the learning material systematically that is in line with the results of the student needs analysis with clear material coverage according to the students' needs.

### 2. Example

Examples serve to assist students in understanding the material. In this developed material, the proportion of examples given is precise and clear.

### 3. Language

The use of language in learning materials is very important to consider because using simple language can help students understand the material provided.

### 4. Exercise

The suitability of the exercise and the material should be in a good proportion to the set of questions presented.

### 5. Learning Activities

Based on the learning activities in the teacher's blueprint, the researcher developed material that was still general in nature by integrating Islamic values according to student needs based on the results of the analysis of student needs in the questionnaire that had been carried out.



**Activity 1**  
**Observing**

One day, Prophet Ibrahim received two guests he did not know. The guests were angels who came and by Allah SWT to reveal the news of the birth of Ismail, the son of Prophet Ibrahim from his wife, Hajar. In Arabic, Al-Qasas (The Story) is a chapter from Prophet Ibrahim's account for guests. He respectfully entered the presence from the guests, served them and welcomed and served food with his culture.

Later on, the Prophet Muhammad (saw) learned his guests, both from the Quran and the various sources. The Prophet did not hesitate to receive guests from non-Muslims either through. The Message of Allah contained a part of the Al-Qasas. To illustrate him, the Prophet advised to fulfill guests and honor by the guest. This was in up to the Quran. And a blessing to be fulfilled to him.

Guests to Islam have a very good position. Therefore, the people are ordered to honor the guests, so that it becomes a good and noble character. The Message of Allah on the main practice in Islam, namely doing well to neighbors and honoring guests, is stated in the following hadith:

"Whoever honors an Allah and His messenger (or his honor for his neighbor and visitor before an Allah and His messenger, he will have ten good deeds." (Narrated by Abu Dawud, 5142)

Islam al-Qasas (with an interpreting the above hadith explained, when people try to help not Islamic states, it is obligatory for them to honor the neighbors and guests, and in both of them and Allah does not give attention to the need to honor guests, but also provides an example for them to be done by the host, having more things, insurance for work, especially for an Islamic host, were forbidden, and fulfill the rights of the guests. This is when the guest comes from the home like him to the host, and honor close the door before the guest enters.

Figure 5. Activity 1

In *Observing*, students are asked to pay attention to their teacher explanation about short story related to the Ordering materials. This aims to see students' knowledge before the teacher explain about ordering materials (Activity 2).

**Activity 2**  
**Ordering**

Ordering is an expression to ask someone to do something. We use imperative sentences to make an order or giving instructions. We put don't before verb 1, to tell someone not to do something. Instruction has language features as follows:

<p><b>Using Simple Present Tense</b></p> <p>a. Using verb 1</p> <p>Examples:</p> <ul style="list-style-type: none"> <li>- Get dressed!</li> <li>- Sweep the floor!</li> </ul> <p>Contoh:</p> <ul style="list-style-type: none"> <li>- Bersihkan!</li> </ul>	<p>b. Using 'be' + adjective</p> <p>Examples:</p> <ul style="list-style-type: none"> <li>- Be careful!</li> <li>- Be quiet!</li> </ul> <p>Contoh:</p> <ul style="list-style-type: none"> <li>- Hati-hati!</li> </ul>	<p>c. Using 'Don't' + verb 1</p> <p>Examples:</p> <ul style="list-style-type: none"> <li>- Don't drink!</li> <li>- Don't do it!</li> </ul> <p>Contoh:</p> <ul style="list-style-type: none"> <li>- Jangan minum!</li> </ul>
---	--	---

To make instruction for public, we can use 'please' at the end of or at the end of the sentence.

Example:

- Please, make up!
- Be quiet, please!

Contoh:

- Tolong, bersihkan!
- Diam, tolong!

**activity 3**

**A. Read the following dialog with your partner!**

Ummi : "Attention, today we are going to clean up our house especially the living room. And please all of the member family do the same!"

Ali & Aisyah : "Oh Ummi!"

Ummi : "Why seems? Will there be an event in the house?"

Ummi : "To give what today we will break the fast with theophanes."

Ali : "Theophanes? why don't we go to their place?"

Ali : "Yes, I'll see about it that because in fact the best house is a house where theophanes are present and give them a good treatment."

Aisyah : "And also cleaning the part of the fast?"

Ali : "Ma'af, Allah that night Aisyah!"

Ali : "Assalamualaikum, take care, Ali!"

Ali : "It is clear the world's do what seems before please!"

Ummi : "Please, I will drink the milk, Ali and Aisyah please take the chair to be bring some tea the neighborhood. Ali please take all the materials, and Aisyah please, sweep and mop the floor. And I am going out to take evening food. Do you understand?"

Ummi : "To give what Ummi we get it!"

Ali & Ummi : "Assalamualaikum!"

**B. Answer the question below based on the part 1!**

1. Who are involved in the dialogue?
2. What does ummi ask to the member of family?
3. What tasks did ummi give to Aisyah?
4. Who was invited to break the fast together?
5. What advice did Ali give to Ali?

Figure 6. Activity 3

Observing and questioning in activity 3, in part 1 students are asked to observe dialogue and practice it with their peers, then in part 2 students are given some simple questions related to dialogue in part 1.

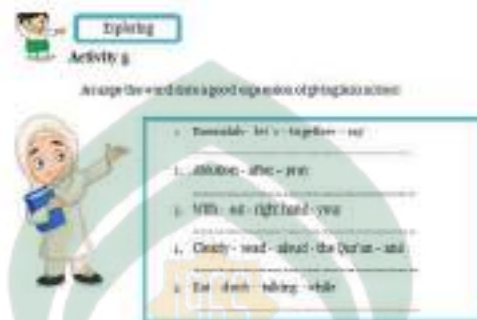


Figure 7. Activity 4

Exploring in activities 4, students were given random sentences and asked to arrange the words correctly and precisely so that they became sentences. Here students are trained in understanding word for word so that it becomes meaningful sentences.



Figure 8. Activity 5

Associating in activity 5 students are given 2 situation choices and choose 1 situation as a topic and make dialogue with their peers. As part of

the communicating dialogue that is made with my peers, it is presented in front of the class.

**Observing**

**Activity 6**

"Whoever is invited does not fulfill the invitation of *Tabarak* (Allah) unless he has obeyed Allah and His Messenger, and whoever attends a wedding or *Walimah* without being invited then he enters like a thief and comes out as a robber." (Narrated by *Abu Dawud*)

From this quote, we can conclude that if we are invited, it is highly recommended to come to fulfil the invitation or if not, it is considered disobedient to Allah SWT and His Messenger. On the other hand, people who come out of an event that is not invited, then he is likened to a robber. When he is full the food he eats is *haram*. Not because of the substance it contains but the way it violates *Islamic* ethics. As a Muslim, Allah SWT, Rasulullah SAW, and other prophets instruct us to maintain etiquette and ethics to others and around us.

**Activity 7**

Giving invitation is a request, a solicitation, or an attempt to get another person to join you at a specific event.

Expression to invite	Expression to respond
a. Would you like to + Verb 1	a. Accepting an invitation:
b. Would you + Verb 1	- With pleasure
c. Would you mind + Verb-ing	- Yes, it would be nice
Example:	- Thanks for your invitation
- Would you like to watch <i>Tales</i> with me?	b. Refusing an invitation:
- Would you go to school with me tomorrow?	- I'm sorry I can't
- Would you mind coming over on Saturday night?	- Thanks, but I'm afraid I can't
	- I'd love to but I have to work

Figure 9. Activity 6 & 7

In *Observing* in activity 7 students are asked to pay attention to teacher explanation about invitation materials and hadith related to the activity 6

**Observing**

**Activity 8**

1. Read the following dialogue then practice with your partner!

Aisyah: (Hello, are you ready to go?)  
Khadjah: (Yes, I am ready.)  
Aisyah: (What time will you go?)  
Khadjah: (I will go at 10 o'clock.)  
Aisyah: (Where will you go?)  
Khadjah: (I will go to the mosque.)  
Aisyah: (Why do you want to go there?)  
Khadjah: (I want to go to the mosque to pray.)  
Aisyah: (I will go with you.)  
Khadjah: (Thank you very much.)

**3. Answer the question based on the dialogue in part 1!**

- Who are involved in the dialogue?
- What will they do at Khadijah house?
- What does Khadijah say to Aisyah?
- How many inviting mentioned above?
- Who asked Aisyah to come?

Figure 10. Activity 8

In activity 8 part 1 students asked to observe the dialogue presented and practice it with their partner in order to find out the students'

speaking skills, then in part 2 students were given some questions related to the dialogue presented in part 1 to find out whether the students understood the dialogue or not.

The screenshot shows a worksheet for 'Activity 9' under the 'Exploring' section. The instructions are: 'Complete the following dialogue with information related to the information from the notes!'. There are three notes provided:

- Note 1:** 'I have an invitation to the mosque in Jakarta. Let's go with you. When? What? What?'
- Note 2:** 'I have an invitation to the mosque in Jakarta. Let's go with you. When? What? What?'
- Note 3:** 'I have an invitation to the mosque in Jakarta. Let's go with you. When? What? What?'

Below the notes, there are several boxes for writing answers, including one for 'Answer' and one for 'Answer'.

Figure 11. Activity 9

In exploring in activity 9 students are asked to complete the dialogue using the information from the notes presented then students are asked to complete the dialogue by giving a statement rejecting the invitation. Here students are trained in writing skills by making simple sentences in response to a given invitation

The screenshot shows a worksheet for 'Activity 10' under the 'Associating & communicating' section. The instructions are: 'Tick ( ) three activities below that you like to do in the month of Ramadan. Then practice inviting your partner to do these activities!'

1. Invite a friend to attend recitation
2. Prepare food for breaking the fast
3. Distributed Iftar meals to people on the street
4. Visited a religious community
5. Visited the Orphanage

Figure 12. Activity 10

Associating in activity 10 students are asked to choose three of the five topics presented and make dialogue based on the chosen topic which



aims to train students' writing skills. Then from the three dialogues that were given, one of the topics made was presented in front of the class with peers for students' communicating skills.

#### Activity 11

Asking for permission is an act of asking someone's permission politely, either when we needed or to borrow something.

Asking for permission	Giving permission	Refusing permission
<b>Examples:</b> - Can I go out, please? - Can I drink your coffee, please? - May I open the window, please? - Do you mind if I open the door?	<b>Examples:</b> - Yes, Please - Sure, Go ahead - No Problem - Of course you can	<b>Examples:</b> - No, please don't - I'm sorry, but that is not possible - I'm afraid you can't

Figure 13. Activity 11

In activity 11 students are asked to pay attention to teacher explanation about asking for permission and give students a chance to pronounce it.

**Check Your Understanding**

**Activity 11**

A. Read the following dialogues below and underline the important words in the given text!

Yusuf	Assalamualaikum Usman!
Usman	"Assalamualaikum Yusuf, "What's going on?"
Yusuf	"I'm sorry to bother you, would you mind if I ask you something?"
Usman	"Oh! I remember it, sure you can say anything."
Yusuf	"Excuse me, I saw you on the street and you are distributing that money for people."
Usman	"Oh! Yes, that's right, but why you don't come and see it?"
Yusuf	"Can I join your team?"
Usman	"Of course you can. But please don't forget to bring a food!"
Yusuf	"Oh! I have my own money, I will bring it."
Usman	"Oh! Yes, I will wait for you on Saturday."
Yusuf	"Thank you very much, I will see you on Saturday. Bye!"
Usman	"Bye! See you on Saturday!"

**B. Answer the question below based on the dialogue part A!**

1. What is the topic based on the dialogue above?
2. Who was distributed the iftar meal?
3. When Usman can join to Yusuf's club?
4. Where Yusuf can get the club address?
5. Why Usman do not have to bring a food?
6. How many permission words are there?
7. What did Yusuf say to ask for permission?

Figure 14. Activity 12

Exploring and communicating in activity 12 students are presented with dialogue in part 1 and the students asked to answer some simple questions in part 2.





**Figure 17. Word list, Reflection & Summary**

*Reflection* comes as the summary of students' knowledge about the material given whether they are good at or need some improvement on some aspects, while *word list!* It provided the list of words related to the topic for students to memorize. The unit was ended with *Summary* of the materials that were provided in the last pages of the unit.

*b. Aspect of Learning Materials*

1. Basic Competencies and Sub-topics

The suitability between basic competencies and material is good, supported by clear sub-topic titles.

2. Instructional Objectives

Learning instructions and material explanations both conceptually and practically are clearly complemented by the delivery of various and clear types of information.

3. Exercise

The clarity of the instructions and the formulation of the test questions is quite good in accordance with the difficulty level of the questions in accordance with the student ability.

*c. Aspect of Feasibility of Graphics*

The topic in this material is let's break the fast together, so that the cover of the book shows a complete and harmonious family waiting to break the fast and the other side a pair of siblings who are far from their father and mother are also doing the same thing. Even though they are still enjoying Ramadan full of happiness. Thus, the appearance of the book cover is quite able to attract students' interest by presenting various images for the material being developed and the use of good fonts and color combinations.

*d. Expert Judgment Suggestions*

Based on the teaching material developed, all the experts found several errors in grammar and the second expert suggest using fonts that are easy to access and remove less attractive images. The third expert suggests putting the sub-materials on each material because in this material has 3 sub-materials, to make it easier for students to know what material they are studying. In the future, all of the experts hope that the next researchers can take the product to the try-out stage when the pandemic has ended.

Related to the Sunarto's research (2014), states that modules that are integrated with Islamic values can be in the form of giving assignments that reflect Islamic values from learning topics; use Islamic names for people, places and activities; provide Islamic expression related to the topic; and use language codes between English and Islamic expressions.



By paying attention to aspects such as material content, learning materials, and graphic feasibility aspects, researchers have developed learning materials and succeeded in producing outputs that are integrated with Islamic values according to students' needs by developing the material "let's break the fast together" as a topic, also modifying the Islamic names of people, places and events for practice added, embedding the verses of the Qur'an and Hadith that relevant to the topics presented in the main material, using Islamic images, mixing Islamic phrases with relevant English expressions in the main material. This research is also in line Annisa & Hadija (2017) that there are three ways to integrate Islamic values in English and the teaching process. One of them is the integration of Islamic values and material development which is carried out in several ways such as: (a) adding exercises that reflect Islamic values on the topics presented, (b) modifying the Islamic names of people, places and events (c) embedding the verses of the Qur'an in the appropriate material (d) mixing Islamic expressions and English expressions that are relevant to the subject matter.

#### **D. *The Result of Evaluation of Expert Judgment Suggestions***

After the material was developed, the expert validates the material by using a validation checklist which contains several aspects, namely material aspects, learning aspects and graphic feasibility aspects. After being validated, the final result of the development of the material contains a message, invitation and, asking for permission which is integrated with

Islamic values, so that students will get both during the learning process. Islamic education prepares a student as a whole, physically and mentally and can play an active role in surviving the world and the hereafter, Hasan Langgulung in Amelia (2012) stated that to prepare the younger generation, Islamic basic education is needed to fill roles, transmit knowledge and values. Islam that is in line with the human function that must be carried out, both in the world and in everyday life, results in the afterlife. Thus, creating an environment that is full of Islamic values effectively is expected to transfer these values to students.

The questionnaire and materials were validated by the experts where Dr. H. Abdul Muis Said, M.Ed., TESOL as the first validator and Sitti Nurpahmi, S.Pd., M.Pd. as the second validator while A. Fatmawati, S.Pd., the English teacher as the third validator.

**Table 5**  
Validation Sheet of the First Validator

Statement	Scale				
	1	2	3	4	5
<b>A. The Aspect of Materials</b>					
1. Coverage (breadth and depth) of material content			√		
2. Clarity of content				√	
3. Organizational structure / order of content				√	
4. Clarity of examples included				√	
5. Adequacy of examples included			√		
6. Clarity of the language used				√	
7. Suitability of language with target users				√	
8. Clarity of the information on the illustration image				√	

9. Suitability of the assignment / task with the material			√	
10. Balance the proportion of practice questions / tests with the material		√		
11. Series of questions presented			√	
<b>B. The Aspect of Learning</b>				
1. Suitability of basic competences with the material		√		
2. Clarity of sub-unit titles			√	
3. Clarity of learning instructions		√		
4. Variations in the delivery of types of information			√	
5. Accuracy in explaining conceptual material			√	
6. Accuracy in explanation of practical material			√	
7. Clarity of Task instructions		√		
8. Clarity of question / test			-	
9. Series of questions presented			-	
<b>C. The Aspect of Graphics Feasibility</b>				
1. Cover of the chapter			√	
2. Variations in the use of images			√	
3. Combined use of fonts			√	
4. Clarity of the colors used		√		

**Table 6**  
Validation Sheet of the Second Validator

Statement	Scale				
	1	2	3	4	5
<b>A. The Aspect of Materials</b>					
1. Coverage (breadth and depth) of material content			√		
2. Clarity of content			√		
3. Organizational structure / order of content			√		
4. Clarity of examples included				√	
5. Adequacy of examples included				√	
6. Clarity of the language used			√		
7. Suitability of language with target			√		



users					
8. Clarity of the information on the illustration image				√	
9. Suitability of the assignment / task with the material				√	
10. Balance the proportion of practice questions / tests with the material			√		
11. Series of questions presented				√	
<b>B. The Aspect of Learning</b>					
1. Suitability of basic competences with the material				√	
2. Clarity of sub-unit titles				√	
3. Clarity of learning instructions				√	
4. Variations in the delivery of types of information			√		
5. Accuracy in explaining conceptual material			√		
6. Accuracy in explanation of practical material				√	
7. Clarity of Task instructions				√	
8. Clarity of question / test			√		
9. Series of questions presented			√		
<b>C. The Aspect of Graphics Feasibility</b>					
1. Cover of the chapter				√	
2. Variations in the use of images			√		
3. Combined use of fonts			√		
4. Clarity of the colors used				√	

**Table 7**  
Validation Sheet of the Third Validator

Statement	Scale				
	1	2	3	4	5
<b>A. The Aspect of Materials</b>					
1. Coverage (breadth and depth) of material content			√		
2. Clarity of content			√		
3. Organizational structure / order of content			√		
4. Clarity of examples included			√		



5. Adequacy of examples included		√		
6. Clarity of the language used			√	
7. Suitability of language with target users			√	
8. Clarity of the information on the illustration image			√	
9. Suitability of the assignment / task with the material		√		
10. Balance the proportion of practice questions / tests with the material			√	
11. Series of questions presented			√	
<b>B. The Aspect of Learning</b>				
1. Suitability of basic competences with the material		√		
2. Clarity of sub-unit titles		√		
3. Clarity of learning instructions			√	
4. Variations in the delivery of types of information		√		
5. Accuracy in explaining conceptual material		√		
6. Accuracy in explanation of practical material		√		
7. Clarity of Task instructions			√	
8. Clarity of question / test			√	
9. Series of questions presented			√	
<b>C. The Aspect of Graphics Feasibility</b>				
1. Cover of the chapter			√	
2. Variations in the use of images			√	
3. Combined use of fonts			√	
4. Clarity of the colors used			√	

The next, the result of the validation checklist form are reviewed below:

**Table 8**  
The Result of the Validation Sheet

Item	Score (Expert 1, 2 & 3)	Description
------	----------------------------	-------------

<b>The Aspect of Materials</b>		
1	3.3	Appropriate
2	3.3	Appropriate
3	3.3	Appropriate
4	3.3	Appropriate
5	3.6	Appropriate
6	3.6	Appropriate
7	3.6	Appropriate
8	3.6	Appropriate
9	3.6	Appropriate
10	3.6	Appropriate
11	4	Appropriate
<b>The Aspect of Learning</b>		
1	3.3	Appropriate
2	3.6	Appropriate
3	3.6	Appropriate
4	3.3	Appropriate
5	3.3	Appropriate
6	3.6	Appropriate
7	3.6	Appropriate
8	(Expert 1 dan 3) 3.5	Appropriate
9	(Expert 1 dan 3) 3.5	Appropriate
<b>The Aspect of Graphics Feasibility</b>		
1	4	Appropriate
2	3.6	Appropriate
3	3.6	Appropriate
4	3.6	Appropriate

Based on the theory of qualitative data analysis by Miles and Huberman in Fadilasari (2019), where the scale of the product validity level

for the data that had been collected can be seen in the formation; 1 = very inappropriate, 2 = inappropriate, 3 = quiet appropriate, 4 = appropriate, and 5 = very appropriate

Based on the teaching materials that the researcher had developed, the experts stated that the product was finished quite well but still needed some improvement, especially in the grammar and punctuation. In addition, the experts also said that the content of the teaching materials was quite in accordance with the results of the analysis of student needs, the visuals of the material were also interesting and fun. In line with Tomlinson (2012) in Ariana Amir (2019: 13) stated that one of some basic principles that should be considered in developing material is the teaching material that are prepared should be has a positive impact that can be learned. The impact of material can be seen from the effects on the learner such as their attraction, intention, and interest in the material.

The last stage, Evaluation of the material for this research was carried out by processing experts' judgment about related material because the implementation stage were not be able to conduct due to pandemic COVID-19. Then, The results of the material developed was given to the English teacher of eighth grade at Madrasah Tsanawiyah Madani Pao-pao.

## CHAPTER V

### CONCLUSIONS AND RECOMMENDATIONS

#### A. *Conclusions*

Based on findings and discussion that have been presented previously, it can be concluded that:

1. The students' needs for English material, especially on Ordering, Invitation and Asking for Permission unit are different, starting from the material organization, the content of the material and the characteristics of students.
2. The English material used in *madrasah* is still general and far from integrating Islamic values.
3. The English material was developed based on the blueprint and questionnaire that had been distributed to students. Therefore, "Let`s Break the Fast together" was chosen as the topic for the unit of Ordering, Inviting and Asking for Permission based on the questionnaire.
4. The product of English language material has been made and validated by the experts using a validation checklist, the results of the validation checklist show that the material can be used as another



referencess in learning Ordering, Invitation and Asking for Permission in junior high schools, especially Islamic junior high schools.

#### **B. Recommendations**

1. The researcher recommends that the developed material can be used by eighth grade students in MTs Madani Pao-pao to improve their knowledge about Islamic phrases.
2. The researcher recommends to the next researchers to continue this research especially in implementation phase as previously mentioned that caused by the pandemic the product was not implemented and in evaluation phase, this research only evaluated the validity, whereas there are two left behind; practicality and efficiency.



## BIBLIOGRAPHY

- Ahmad, Djuwariah 2012. *Curriculum Reform: An Overview of The English Teaching in Indonesian context*. Alauddin University Press.
- Ahfla, Rahmani, 2018. *Analisa Kebutuhan (Need Analysis) Mata Kuliah Bahasa Inggris Untuk Mahasiswa Kejuruan*. Sekolah Tinggi Bahasa Asing Pontianak. *Jurnal pendidikan bahasa*: Volume 7, No.1.
- Amelia, Riza. 2012. *Merancang Pembelajaran Bahasa Inggris Berbasis Pendekatan Islami*. *Jurnal pemikiran islami*: Volume 37, No.1.
- Annisa, Hadijah. 2017. *The integration of Islamic values in English teaching and learning process at MAN Model Palangka Raya*. *Proceedings of the 1st NACELTISBN*: 978602-60251-1-1.
- Fadilasari.N. 2019. *Developing Inquiry Learning Model-Based English Instructional Materials for The Seventh Grade of Junior High School: Makassar*. School of Undergraduate Studies, Alauddin State Islamic University.
- Kamelta, Edno.2013. *Pemanfaatan Internet Oleh Mahasiswa Jurusan Teknik Sipil Fakultas Teknik Sipil Universitas Negeri Padang*. Vol. 1, No. 2.
- Kemendikbud. 2014. *Modul Pelatihan Implementasi Kurikulum 2013*. Jakarta: Badan Pengembangan Sumber Daya Manusia dan Kebudayaan Penjamin Mutu Kementrian dan Kebudayaan.
- Poerwati, Loeloe Endah Amri. 2013. *Panduan Memahami Kurikulum 2013 (Sebuah Inovasi Struktur Kurikulum Penunjang Masa Depan)*. Jakarta: Prestasi Pustaka Raya.
- Prastowo. 2014. *Panduan Kreatif Membuat Bahan Ajar Inovatif*. Yogyakarta: Diva Press. hlm 17.
- Republik Indonesia, 2003 UU Number 11 Tahun 2005 Tentang Sistem Pendidikan Nasional, Jakarta. Sekretariat Negara.
- Rodli.2017. *Pengembangan Buku Ajar Bahasa Arab Berbasis Integrasi Interkoneksi untuk Mahasiswa Baru*. University of Sunan Kalijaga, Yogyakarta, Vol. 2, No. 1.
- Sugiyono. 2012. *Metode Penelitian Pendidikan: Pendekatan Kuantitatif, kualitatif, and R&D*. Bandung: Alfabeta.

- Sujadi, 2013. *Metodologi Pendidikan*. Jakarta. RinekaCipta.
- Sunarto. 2014. *Integration of Islamic Values in English Learning at SDIT Al-Mumtaz Pontianak City*: Thesis. Yogyakarta: School of Graduate Studies, Yogyakarta State University.
- Tomlinson, B. 2016. *The importance of materials development for language learning*. *Issues in Materials Development*, (1998), 1–9. [https://doi.org/10.1007/978-94-6300-432-9\\_1](https://doi.org/10.1007/978-94-6300-432-9_1)
- Umajjah, Tajirah, 2017. *Designing an English Learning Textbook Nuanced Islamic Materials for Pibas' Program in Alauddin State Islamic University Makassar*.
- <https://www.republika.co.id/berita/gcun9c320/3-amalan-pahalanya-senantiasa-mengalir-meski-sudah-wafat>
- <https://tafsirweb.com/10529-surat-al-waqiah-ayat-25.html>



UNIVERSITAS ISLAM NEGERI  
**ALAUDDIN**  
M A K A S S A R





**APPENDIX I**  
**BLUE PRINT ITEM OF NEED ANALYSIS FRAMEWORK**

No	Aspects	Indicator	Descriptor	Item number	Total
A	The organization of material	<ul style="list-style-type: none"> <li>● Instructional objectives (Inyang-Abia &amp; Esu, 2009)</li> <li>● Activities (Tomlinson, 2014)</li> <li>● Summary (Gage dan Berliner, 1979)</li> <li>● Reflection time (Permmendikbud No. 22 Tahun 2016)</li> <li>● Words list (Keraf, 2004)</li> </ul>	<ul style="list-style-type: none"> <li>● The importance of instructional objectives</li> <li>● Kinds of exercises and tasks</li> <li>● The importance of summary</li> <li>● Kinds of reflection</li> <li>● Kinds of words list</li> </ul>	1,2,3,4, 5,6,	6
B	Content of the material	<ul style="list-style-type: none"> <li>● Topics (Tomlinson, 2014)</li> </ul>	<ul style="list-style-type: none"> <li>● Topics preference</li> </ul>	7,8,9	3
C	Learners' characteristics	<ul style="list-style-type: none"> <li>● Learning style (Stewart and Felicetti, 1992)</li> </ul>	<ul style="list-style-type: none"> <li>● Kinds of learning styles</li> </ul>	10,11	4
		<ul style="list-style-type: none"> <li>● Learning preferences (VARK Neil Fleming and David Baume, 2006)</li> </ul>	<ul style="list-style-type: none"> <li>● Kinds of learning preferences</li> </ul>	12	
		<ul style="list-style-type: none"> <li>● Learning problems (Rossett, 1982 (cited in Brown 1995))</li> </ul>	<ul style="list-style-type: none"> <li>● The problems encountered by the students in learning "Ordering, Invitation and Asking for Permission" Unit</li> </ul>	13	
<b>Total</b>					<b>13</b>

## APPENDIX 2

### QUESTIONNAIRES FOR STUDENTS

#### INTRODUCTION

This questionnaire is given to collect data for a thesis research from English Education Department of Alauddin State Islamic University of Makassar entitled "Integrating Islamic Values into the Development of Ordering, Invitation and Asking for Permission Unit of the Eighth Grade Student in MTs Madani Pao Pao" and aims to determine students' need in English Subject for the Eighth Grade students in Junior High School for the 2020-2021 academic year, mainly regarding Ordering, Invitation and Asking for Permission material. Therefore, answer the questions below by putting a check mark (✓) according to the condition you face while studying English in the classroom. I hope that you answer each of the questions below honestly and according to the facts you have experienced to help research becomes success.

#### Biodata Surveys

First of all, please complete some information about yourself.

- Name :
- Class :

(Please tick (✓) the appropriate box as your answer)

#### A. THE ORGANIZATION MATERIAL

1. In your opinion, do the instructional objectives need to be put in the Ordering, Invitation and Asking for Permission unit?
  - a. Yes
  - b. No
  
2. Related to Ordering, Invitation and Asking for a Permission unit, what kind of activities do you want?
  - a. Individual
  - b. Pair
  - c. Discussion (small group)
  - d. Project (big group)

3. Related to *Ordering, Invitation and Asking for a Permission* unit, what kinds of tasks activities do you want?
  - a. Writing Ordering, Invitation and Asking for Permission
  - b. Reading Ordering, Invitation and Asking for Permission
  - c. Speaking Ordering, Invitation and Asking for Permission
4. Does the summary need to be put on *Ordering, Invitation and Asking for Permission* unit?
  - a. Yes
  - b. No
5. In relation to the learning *Ordering, Invitation and Asking for Permission* unit, what kinds of reflection do you want?
  - a. Note taking
  - b. Presentation
6. Does the glossary (words list) need to be put on *Ordering, Invitation and Asking for Permission* unit?
  - a. Yes
  - b. No

#### **B. CONTENT OF THE MATERIAL**

7. If the material *Ordering, Invitation and Asking for Permission* Unit based on Islam has been created, so what topics do you want?
  - a. Dawn-meal on the road
  - b. Let`s Break the fast
  - c. Let`s Pay an Obligatory Charity
8. What kind of *Ordering, Invitation and Asking for Permission* Unit based on Islam that you have heard or read?
  - a. Invitation to go to the mosque
  - b. Invitation for break the fast
  - c. Invitation for Dawn-meal on the road
  - d. None (Never)
9. Related to *Ordering, Invitation and Asking for Permission* what material of Islamic values do you want?
  - a. Dawn-meal on the road and The Verse of Al-Quran
  - b. Let`s Break the fast and Al Hadith
  - c. Let`s Pay an Obligatory Charity and The Pearl words of mufties

**C. LEARNERS' CHARACTERISTIC**

10. In relation to your learning style, do you like to learn by using?
- Visual (Pictures, graphs, charts, etc)
  - Auditory (videos, discussions, etc)
  - Kinesthetic (plays, experiments, etc)
  - All is true
11. In what way do you like to learn *Ordering, Invitation and Asking for Permission*?
- Through playing games
  - Through practicing directly
  - Through reading materials
  - All is true
12. In relation to learn *Ordering, Invitation and Asking for Permission*, do you like studying the material by using?
- Texts
  - Pictures
  - Dialogues
  - All is true
13. In your mind, do you experience the following problems in learning English especially *Ordering, Invitation and Asking for Permission*?
- Lack of vocabulary knowledge
  - Uninteresting topics/bored material
  - Unfamiliar context
  - Uncommon word combination
  - Too many has the same meaning



## APPENDIX 3

## STUDENTS QUESTIONNAIRE BY GOOGLE FORM

## Kuesioner "Ordering, Invitation and Asking for Permission" untuk kelas VIII Mts Madani Pao-pao

Kuesioner ini diberikan untuk mengumpulkan data penelitian dari jurusan pendidikan bahasa Inggris Universitas Negeri Alauddin Makassar yang berjudul "Mengintegrasikan Nilai-nilai Islami ke dalam pengembangan unit Ordering, Invitation and Asking for Permission" untuk siswa kelas VIII Mts Madani Pao-pao dan bertujuan untuk menentukan kebutuhan siswa dalam mata pelajaran Bahasa Inggris untuk tahun ajaran 2020/2021 terutama terkait materi Ordering, Invitation and Asking for Permission. Oleh karena itu jawablah pertanyaan dibawah ini dengan memberi tanda centang (✓) sesuai dengan kondisi yang anda alami saat ini selama belajar bahasa Inggris di kelas. Saya berharap anda menjawab setiap pertanyaan dibawah ini dengan jujur dan sesuai dengan fakta yang anda alami untuk membantu penelitian ini menjadi sukses.

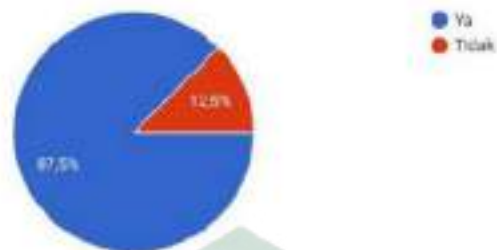
Salam  
Peneliti,

Rifqa Reskiawati.

UNIVERSITAS ISLAM NEGERI  
**ALAUDDIN**  
M A K A S S A R

Apakah kesimpulan dibutuhkan dalam unit Ordering, Invitation and Asking for Permission ?

32 jawaban



Sesuai dengan unit Ordering, Invitation and Asking for Permission, Jenis refleksi seperti apa yang anda butuhkan?

20 jawaban



Apakah daftar kosa kata dalam unit Ordering, Invitation and Asking for Permission dibutuhkan ?

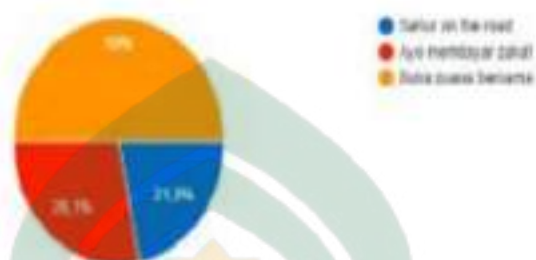
32 jawaban



### Konten Material

Jika unit Ordering, Invitation and Asking for Permission berbasis Islam dibuat, Topik seperti apakah yang anda inginkan?

12 jawaban



Sesuai dengan unit Ordering, Invitation and Asking for Permission, Topik yang berbasis Islam seperti apakah yang pernah anda dengar sebelumnya?

12 jawaban



Sesuai dengan unit Ordering, Invitation and Asking for Permission, Nilai islami yang seperti apakah anda inginkan?

12 jawaban



1

### Karakteristik Pelajar

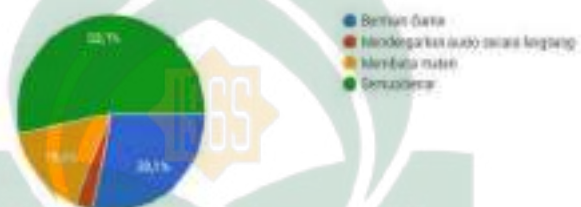
Dalam hal model belajar, model belajar yang seperti apakah yang anda ingin gunakan?

12 jawaban



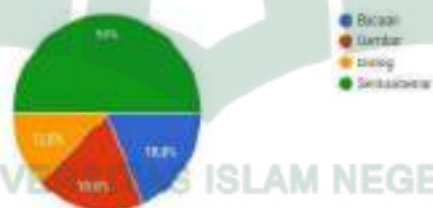
Dalam model apakah anda menyukai materi Ordering, Invitation and Asking for Permission?

12 jawaban



Pada materi Ordering, Invitation and Asking for Permission, apakah anda menyukai belajar dengan menggunakan?

12 jawaban



Masalah seperti apakah yang anda alami dalam mempelajari materi bahasa Inggris, khususnya Ordering, Invitation and Asking for Permission?

12 jawaban





**APPENDIX 4 (The Design of Blueprint)  
BLUEPRINT**

Unit	KD	Islamic values	Learning outcomes	Input	Vocabularies	Learning activities	Evaluation/ Assessment	Time allocation
Unit 4 Ordering, Invitation and Asking for Permission	<p>3.4 Implementing the social functions, text structure, and linguistic elements of oral and written interpersonal interaction texts that involve the actions of ordering, inviting, asking for permission, and responding to them, according to the context of their use.</p> <p>4.4 Compiling oral and written interpersonal interaction texts are very short and simple which involve the actions of ordering, inviting, asking for permission and considering them by paying attention to social</p>	<p>Peace be upon you (Assalamu alaikum)</p> <p>Peace be upon you too (wa'alaikum salam)</p> <p>All praises to Allah (Alhamdulillah)</p> <p>God willing (Insya Allah)</p> <p>My god (Ma syaa Allah)</p> <p>May god forgive me (Astagfirullah)</p>	<ul style="list-style-type: none"> <li>- Students are be able to knows how to invite someone to do something</li> <li>- Students are be able to knows how to ask for, give, and deny permission</li> <li>- Students are be able to knows how to give intructions</li> </ul>	<ul style="list-style-type: none"> <li>- Writing : students can write the material of Ordering, Invitation and Asking for permission</li> <li>- Speaking : students practicing the Dialog about how to Ordering, Invitation and Asking for permission</li> <li>- Listening : Students listen to the teacher to knows the correct</li> </ul>	<p>Noun :</p> <p>Orphanage</p> <p>Pilgrimage</p> <p>Ablution</p> <p>faith</p> <p>Adjective :</p> <p>Kindness</p> <p>Politely</p> <p>Visible</p> <p>Verb :</p>	<p><i>Observing</i></p> <p>Activity 1: Students are asked to practice the dialogue in pair</p> <p><i>Questioning</i></p> <p>Students are asked to answer the questions</p> <p><i>Exploring</i></p> <p>Activity 2: Students are asked to complete the dialogue with refusing the invitation based on notes</p> <p><i>Associating &amp; communicating</i></p> <p>Activity 3: Students</p>	<p>In the form of :</p> <ol style="list-style-type: none"> <li>1. Students' productive and participation in the class</li> <li>2. Students' conducts and attitudes in the class</li> <li>3. Students' performance in individual and in pairs</li> </ol>	<p>2 times meeting</p>

	<p>functions, text structure, and linguistic elements that are correct and in context.</p>			<p>pronunciation</p> <ul style="list-style-type: none"> <li>- Language features : expression of <i>let's ... can you... would you like ... may I, please</i></li> <li>- Nomina singular dan plural dengan atau tanpa <i>a, the, this, those, my, their, dsb.</i></li> <li>- Expression, emphasize word, intonation, spelling, punctuation, dan hand-writing</li> </ul>	<p>Break the fast Pray Recitation Visit Return Distribute</p>	<p>asked to works in pairs and choose three of five topic and make a dialogue and one of their dialogue will be presented in front of their classmates.</p> <p><i>Observing</i></p> <p>Activity 4: Teacher explain the material with al hadith nd the Students are asked to practice the dialogue in pair</p> <p><i>Questioning</i></p> <p>Students are asked to answer the questions</p> <p><i>Exploring</i></p> <p>Activity 5: Students are asked to arrange the words into the good sentence</p> <p><i>Associating &amp;</i></p>		
--	--	--	--	--	---	---	--	--

					<p><i>communicating</i></p> <p>Activity 6: Students asked to choose a situation and make a dialogue in pairs</p> <p><i>Observing</i></p> <p>Activity 7: The teacher explain the materials and Students are asked to practice the dialogue in pair</p> <p><i>Questioning</i></p> <p>Students are asked to answer the questions</p> <p><i>Exploring</i></p> <p>Activity 8 : Students are asked to complete the dialogue based on the blue box</p> <p><i>Associating &amp; communicating</i></p> <p>Activity 6 : Students are</p>		
--	--	--	--	--	--	--	--

					<p>asked to works in pairs and make a dialogue about Asking for Permission and present it in froat of their classmates</p> <p><i>Your Vocabulary:</i> students are given some vocabularies related to the material</p> <p><i>Reflection:</i> students are asked to write down the difficulties to understand the material</p>		
--	--	--	--	--	---	--	--

UNIVERSITAS ISLAM NEGERI  
**ALAUDDIN**  
 M A K A S S A R



## APPENDIX 5

### VALIDATION SHEET

This validation sheet is intended to find out the Expert's point of view, as an expert in English material. Opinions, criticisms, suggestions, assessments, comments, and corrections from the Expert will be very useful to improve and improve the quality of this learning material. In this regard, please respond to each question in accordance with the instructions below.

#### Instructions:

- a. This validation sheet is filled out by the Expert of English Material.
  - b. The evaluation includes aspects of learning, aspects of content, notes and suggestions for improvement, general comments and suggestions, and conclusions.
  - c. Evaluation ranges from "very poor" to "very good" by marking "√" in the column provided.
- 1: Very poor/very inaccurate/very unclear
  - 2: Not good/not precise/not clear
  - 3: Fairly good/fairly precise/sufficiently clear
  - 4: Good/right/clear
  - 5: Very good/very precise/very clear

Statement	Scale				
	1	2	3	4	5
<b>A. The Aspect of Material</b>					
1. Coverage (breadth and depth) of material content					
2. Clarity of Content					
3. Organizational structure/order of content					

4. Clarity of example included					
5. Adequacy of example included					
6. Clarity of language used					
7. Suitability of language with target users					
8. Clarity of information on the illustration image					
9. Suitability of the assignment/task with the material					
10. Balance the proportion of practice question/test with the material					
11. Series of question presented					
<b>B. The Aspect of Learning</b>					
1. Suitability of basic competence with the materials					
2. Clarity of sub-unit titles					
3. Clarity of learning instructions					
4. Variations in the delivery of the types information					
5. Accuracy in explaining conceptual material					
6. Accuracy in explanation of practical material					
7. Clarity of task instruction					
8. Clarity of question/test					
9. Difficulty level of question/test					
<b>C. The Aspect of Graphics Feasibility</b>					
1. Cover of the chapter					
2. Variations in the use of images					
3. Combined use of fonts					
4. Clarity of the colors used					

#### D. ERROR NOTES AND REVISION SUGGESTIONS

Instructions:

- If there are errors in the aspects of learning and content, please write down the number of slides in column 2 of the table below.
- In column 3, please write down the type of error; for example, error in sentence structure, use of words, pictures, etc.
- Suggestions for improvement; please write in column 4. If not enough, please write on another page that has been provided.

No.	Bagian yang salah	Jenis kesalahan	Saran perbaikan

*Source: Adapted From Raden Roro Widya Puspita Anggraeni (2012)*

#### **E. COMMENTS/SUGGESTIONS**

Please write your comments or suggestions in the column provided. If there is not enough space, please write on another page that has been provided. Thank you for your willingness to fill out this validation sheet.

1. \_\_\_\_\_
2. \_\_\_\_\_
3. \_\_\_\_\_

Gowa, M 2021

Validator I

Dr. H. Abdul Muis Said, M.Ed., TESOL

NIP. 196512311990031024

# CHAPTER IV

## Let's Break The Fast Together



In this chapter we will learn :

1. How to invite someone to do something
2. How to ask for,
3. How to give instruction,



**KD**

3.4 Menerapkan fungsi sosial, struktur teks, dan unsur kebahasaan teks interaksi interpersonal lisan dan tulis yang melibatkan tindakan menyuruh, mengajak, meminta izin, serta menanggapi, sesuai dengan konteks penggunaannya.

4.4 Menyusun teks interaksi interpersonal lisan dan tulis sangat pendek dan sederhana yang melibatkan tindakan menyuruh, mengajak, meminta izin serta menanggapi dengan memperhatikan fungsi sosial, struktur teks, dan unsur kebahasaan yang benar dan sesuai konteks.

**Learning Objective**

1. Students are be able to knows how to give instructions/order
2. Students are be able to knows how to invite someone to something
3. Students are be able to knows how to ask for, give, and deny permission

**MEETING 1****Activity 1****Observing**

One day, Prophet Ibrahim received two guests he did not know. The guests were angels who were sent by Allah SWT to convey the news of the birth of Isaaq, the son of Prophet Ibrahim from Siti Hajar. In Surah Az-Zariyat [51] verses 24-17, it is explained how Prophet Ibrahim honored his guests. He immediately returned the greetings from the guests, invited them into the house and served food with fat calf meat.

Likewise, the Prophet Muhammad always honored his guests, both from the friends and the common people. The Prophet did not hesitate to receive guests from non-Muslim circles though. The Messenger of Allah entertained a guest who disbelieved. To entertain him, the Prophet asked to be milked goat's milk, and drunk by the guest. This went on up to seven times. And in the morning he had converted to Islam.

Guests in Islam have a very good position. Therefore, the people are ordered to honor the guest, so that it becomes a *good* and noble character. The Messenger of Allah relies on two main practices in Islam, namely doing well to neighbors and honoring guests, as stated in the following hadith:

*"Whoever believes in Allah and the hereafter, let him honor his neighbors, and whoever believes in Allah and the hereafter, let him honor his guests." (Narrated by Abu Hurairah R.A.)*

Imam al-Qadhi Iyadh in interpreting the above hadith, explained, when people try to carry out Islamic sharia, it is obligatory for them to honor their neighbors and guests, and do both of them well. Islam does not pay attention to the need to honor guests, but also specifies the things that need to be done by the host. Among other things, welcome him with a pleasant face, invite him to sit, serve food and drink, and fulfill the rights of his guests. Even when the guest comes home, the house takes him to the door, and does not close the door before the guest leaves.

Source: Dialog Jumat Republik

[Chapter IV: Let's break the fast together unit]

### Activity 1

Ordering is an expression to ask someone to do something. We use imperative sentence to make an order or giving instruction. We put don't before verb 1 to tell someone not to do something. Instruction has language feature as follow:

<p>Using Simple Present Tense a. Using verb 1 Examples: - Sit down! - Sweep the floor! - Clean the whiteboard!</p>	<p>b. Using 'be' + adjective Examples: - Be careful! - Be quiet - Be nice!</p>	<p>c. Using 'Don't' + verb 1 Examples: - Don't climb! - Don't do it! - Don't let them in!</p>
<p>To make instruction be politer, we can use 'please' in front of or at the end of the sentence Example: - Please, wake up! - Be quiet, please!</p>		
<p>Using the exclamation mark in the end of the instruction.</p>		

- Ali : "Astagfirullah, I am sorry Abi"  
 Abi : It is okay my son let's do what ummi order, please!  
 Umni : "Now, I will divide the tasks, Abi and Ibrahim please take the chair in the living room into the warehouse!, Ali please wipe all the windows!, and Aisyah please sweep and mop the floor!. And I am going out to take catering food. Do you understand?"  
 Kiddos : "In syaa allah Umni we got it!"  
 Abi & Umni : "Alhamdulillah"

### B. Answer the question below based on the part I!

1. Who are involved in the dialogue?
2. What does ummi ask to the member of family?
3. What tasks did ummi give to Aisyah?
4. Who was invited to break the fast together ?
5. What advice did Abi give to Ali?



#### Activity 4

##### Exploiting

Arrange the words into a good expression of giving instruction!



1. Basmalah - let's - together - say  
.....
2. Ablution - an - after - pray - take  
.....
3. With - eat - right hand - your - please  
.....
4. Clearly - read - aloud - the Qur'an - and  
.....
5. Eat - don't - talking - while  
.....

Source: <https://www.vectorsart.com/royalty-free-vector-artwork-illustration-vector-2161284>

[Chapter IV: Let's break the fast together unit]

##### Associating & communicating

#### Activity 5

In pairs, make a dialogue for each situation below!

##### Situation 1

Your friend ask you how to memorize the qur'an and tell her/him what to do in order to easily remember the quran

##### Situation 2

You have done pilgrimage and your friend ask you what thing that we should do there. Give her/him the direction.







### Observing & Questioning

#### Activity 8

A. Read the following dialogue then practice with your partner!



B. Answer the question based on the dialogue in part 1!

1. Who are involved in the dialogue ?
2. What will they do at Khadijah's house ?
3. What does khadijah say to Aisyah ?
4. How many inviting word mentioned above ?
5. Who asked Aisyah to come Khadijah's house?

[Chapter IV: Let's break the fast together unit]



### Explore

#### Activity 9

Complete these following dialogue. Use the information from the notes!

1

#### Come and join us!

Today, at 5 p.m.  
Visit the orphanage  
and break the fast  
with them.

Alfah : Ma Sha Allah we get the same  
note, do you want to go there with me?

Umar : .....

Alfah : In Sha Allah I'll be at your home  
before 4.30 p.m.

Fhatima : Assalamuhalikum Maryam,  
Zulaiha leaving a note for you!

Maryam : ..... Do you want to  
go with me?

Fhatima : It is my pleasure.

Maryam : .....

To: Maryam

You are invited for  
recitation

On Monday, 17 July  
2021, at 5 p.m. in

2

### Associating & communicating

#### Activity 10

Tick ( ) three activities below that you like to do in the month of ramadan. Then practice inviting your partner to do these activities!

1. Invite a friend to attend recitation
2. Prepare food for breaking the fast at mosque
3. Distributed iftar meals to people on the street
4. Visited a religious community
5. Visited the Orphanage

### Activity 11

Asking for permission is an act of asking someone's permission politely, either when we needed or to borrow something.

Asking for permission	Giving permission	Refusing permission
Examples: - Can I go out, please? - Can I drink your coffee, please? - May I open the window, please? - Do you mind if I open the door?	Examples: - Yes, Please. - Sure, Go ahead. - No Problem. - Of course you can	Examples: - No, please don't. - I'm sorry, but that is not possible. - I'm afraid you can't



### Observing & Questioning

#### Activity 12

A. Read the following dialogue below and underline the expression of asking for permission!

Yusuf	: Assalamualaikum Usman
Usman	: Waalaikumsalam Yusuf. What's going on?
Yusuf	: I'm sorry to bother you, would you mind if I ask you something?
Usman	: Don't mention it, sure you can my brother.
Yusuf	: Yesterday, I saw you on the street and you are distributing iftar meals for people.
Usman	: Ouhhh yeah alhamdulillah, but why you don't call me and join us?
Yusuf	: Can I join your club?
Usman	: Ma syaa allah, of course you can. Just come to our basecamp on sunday.
Yusuf	: May I have your basecamp's address?
Usman	: Of course I will send it on whatsapp.
Yusuf	: Okay I'll wait it. Ouhh yeah I have one more question. Shall I bring a food or what?
Usman	: No need. Alhamdulillah in our club there is financial donors.

B. Answer the question below based on the dialogue part A!

1. What is the topic based on the dialogue above?
2. Who was distributed the iftar meal?
3. When Usman can join to Yusuf's club?
4. Where Yusuf can get the club address?
5. Why Usman do not have to bring a food?
6. How many permission words are there?
7. What did Yusuf say to ask for permission?





Associating & communicating

Activity 14

11/20



- Work in pairs. Make the dialogue of asking for permission!

- Perform the dialogue in front of your friends with your partner!

Source:  
<https://www.thepink.com/press-releases/charter-schools-launching-the-collection-of-2019-02.html>

Summary

1. Inviting someone

To invite someone, we can use "let's" (let + us) and verb. Here are the example :

- a. Let's go to the Orphanage      b. Let's go to mosque

To accept an invitation we can use these expressions :

- a. In syaa Allah, Ok      b. That's an amazing activity

To refuse an invitation we can use these expressions :

- a. Qadarullah sorry I can't      b. That would be nice, but...

2. Giving instruction or an order

We use imperative sentence to make an order or give instruction. We put don't before V<sub>1</sub> to tell someone not to do something. Here are some example :

- a. Please, read the quran      b. Astagfirullah, don't say that...

Note : We can use Be when there is no verb in the sentence (Be Slowly)

3. Asking for permission

To ask for permission. We can use these expression:

- a. Can I (Verb 1)      b. May I (Verb 1)

To give permission we can use these :

- a. Of course.      b. Sure.

Reflection !

Make a reflection on your paper, write down your opinion about material, the inspiration you get, do you find the material easy to understand?. If no, what the material makes you difficult to understand.

## APPENDIX 6

### LEARNING ACTIVITY GUIDE AND ANSWER KEY FOR TEACHER

#### Meeting 1

##### ➤ *Focus of Learning Activities: Observing*

###### Activity 1

- The teacher explains an hadith and short story about prophet Ibrahim AS and prophet Muhammad SAW treat guest

###### Activity 2

- The teacher explains the material and gives the students an example

##### ➤ *Focus of Learning Activities: Observing and Questioning*

###### Activity 3

- The teacher read the dialogue text so that students know how to pronounce the dialogue. And choose the students randomly to practice the dialogue.
- In Part B, the students ask to answer the simple question!

- ✓ Who are involved in the dialogue?

**Answer: Abi, Ummi, Ali, Ibrahim and Aisyah.**

- ✓ What does Ummi asks to the member of family?

**Answer: Clean up the house.**

- ✓ What tasks did Ummi gives to Aisyah?

**Answer: sweep and mop the floor.**

- ✓ Whose was invited to break the fast?

**Answer: The Orphanages.**

- ✓ What advice did Abi give to Ali?

**Answer: The best house is a house where orphans are present and give them a good treatment and also cleaning the house is a part of faith.**

➤ *Focus of Learning Activities: Exploring*

Activity 4

- In this activity students are asked to arrange the word into a good sentence
  - ✓ Basmalah - let`s – together – say  
**Answer: Let`s say basmalah together**
  - ✓ Ablution - an - after – pray – Take  
**Answer: Pray after take an ablution**
  - ✓ With - eat - right hand - your – please  
**Answer: Please, eat with your right hand**
  - ✓ Clearly - read - aloud - the Qur`an – and  
**Answer: Read the Qur`an aloud and clearly**
  - ✓ Eat - don't - stand - while - you  
**Answer: Do not eat while you stand**

➤ *Focus of Learning Activities: Associating and Communicating*

Activity 5

- In this activity students are asked to form in pairs
- Students can discuss with their friends to choose one situation .
- Students are expected to be able to make a dialogue and presented it.

✚ **Meeting 2** UNIVERSITAS ISLAM NEGERI

➤ *Focus of Learning Activities: Observing*

Activity 6

- The teacher explains an hadith which is related to the material (Invitation)

Activity 7

- The teacher explains the material and gives the students an example

➤ *Focus of Learning Activities: Observing and Questioning*

Activity 8

- The teacher reads the dialogue text so that students know how to pronounce the dialogue. And ask the students practice the dialogue in pairs.
- Students ask to answer the simple question.
  - ✓ Who are involved in the dialogue?  
**Answer: Khadijah and Aisyah.**
  - ✓ What will they do at Khadijah's house?  
**Answer: Break the fast together.**
  - ✓ What does Khadijah say to Aisyah?  
**Answer: would you like to come to my house? and would you join us?**
  - ✓ How many inviting words mentioned above?  
**Answer: 2**
  - ✓ Who asked Aisyah to come Khadijah's house?  
**Answer: Khadijah's Mom.**

➤ *Focus of Learning Activities: Exploring*

Activity 9

- The teacher asks students to complete the dialogue based on notes provide!
  1. Maa sha Allah, can you give me a ride?
  2. Waalaikumsalam Fhatima, thank you so much. And Of course you can if you want.

➤ *Focus of Learning Activities: Associating & communicating*

Activity 10

- Firstly, Teacher divided students in pairs and gives them a chance to pick 3 of 5 topics provide
- Next, Teacher asks the students to make dialogue based on the topic choice.



- Last, one of their dialogue must present in front of their classmates

➤ *Focus of Learning Activities: Observing*

Activity 11

- The teacher explains the material and gives the students an example

➤ *Focus of Learning Activities: Observing and Questioning*

Activity 12

- The teacher explains the material and read the dialogue text so that students know how to pronounce the dialogue. And choose the students randomly to practice the dialogue.
- In Part B, the students answer the simple question!

- ✓ What is the topic based on the dialogue above?

**Answer: Usman distributing iftar meals for people on the street.**

- ✓ Whose was distributed the iftar meal?

**Answer: Usman and his club.**

- ✓ When Usman can join to Yusuf's club?

**Answer: On sunday**

- ✓ Where Yusuf can get the club address?

**Answer: Usman will send it on whatsapp**

- ✓ Why Usman do not have to bring a food?

**Answer: Because his club has a financial donour.**

- ✓ How many permission words are there?

**Answer: 4**

- ✓ What did Yusuf say to ask for permission?

**Answer: would you mind if I ask you something, Can I join your club, May I have your basecamp's address, and Shall I bring a food or what**

➤ *Focus of Learning Activities: Exploring*

Activity 13

- In this activity students are expected to be able to complete the dialogue based on the box provide.
- **Answer:**
  1. **May I lead the prayer?**
  2. **Can I go with you Mom?**
  3. **Can I eat them right now?**
  4. **Mom Would you mind if ask you something?**

➤ *Focus of Learning Activities: Associating and Communicating*

Activity 14

- In this last activity students are asked to work in pairs and they are expected to be able to make a dialogue and presented it.

➤ *Focus of Learning Activities: word list!*

- Teacher trains students to pronounce the vocabularies that have been provided.
- Teacher can ask students to memorize vocabularies.
- The next meeting teacher will ask students one by one in randomly

➤ *Focus of Learning Activities: Reflection*

- In this section students are asked to conduct an independent evaluation of what they have understood.
- First, students are asked to write their opinions about the material that has been studied.
- Second, students were asked to write down the inspiration they found on the material they liked.
- Third, students were asked to write down the difficulties they faced while studying the related material.

In this last section the teacher can see this as student evaluation, and also providing remedial to students who still do not fully understand the materials.

## APPENDIX 7

### SCHOOL PROFILE

#### A. The History of MTs Madani Pao-Pao

Start from the idea of the importance of educational institutions in 2001, the Chancellor of IAIN Alauddin Makassar (At that time Prof. Dr. H. Abd. Muin Salim Period 1988-2002) approved the establishment of the large family foundation IAIN Alauddin which acted as a notary of establishment No. 29 of 2001 dated March 20, 2001.

In the same year, dated October 9, 2001, the establishment process began with the issuance of the Decree of the Governing Body of the IAIN Alauddin Makassar Big Family Foundation No. 2 of 2001 concerning the Preparation for Management of Alauddin Islamic Boarding School / Madrasah.

The management preparation team started its activities by holding a selection for the acceptance of prospective teachers (educators) on January 20, 2002, as many as 14 teachers passed. Based on the Decree of the Executive Board of the IAIN Alauddin Makassar Big Family Foundation No. 01 of 2002 dated 17 May 2002 with the educational qualifications received at that time. Pesantren / Madrasah Madani Alauddin began accepting new students for the 2002/2003 school year. The number of students accepted in the first year was 40 people. The acceptance and establishment of madrasahs was marked by the issuance of a letter of approval from the Head of the Department of Religion Office of Gowa

Regency which was started by the head of the Public Welfare Bureau (Assistant IV).

Since October 7, 2002, the development of Arabic, English, reading and writing of the Qur'an and experiences of worship was started by utilizing PKL plus students from the Tarbiyah and Teaching Faculty of UIN Alauddin Makassar. The guidance is continuous by rotating PKL plus students. After one period is over, the PKL plus students are replaced by other PKL plus students.

#### B. MTs Madani Pao-Pao Profile

##### a. Vision, Mission and Objectives of MTs Madani Alauddin

- Vision

To become a center of excellence for the formation of human resources, mastering science (religion and general) and technology, simple and have a laudable character.

- Mission

- 1) Improve the quality of students in the field of religion and science general as well as simple technology.
- 2) Improve students' abilities in the field of mastery foreign languages (Arabic and English).
- 3) Familiarize students with practicing moral values.
- 4) Improve the quality of teaching staff in order to improve the quality of teaching and learning.



5) Preparing adequate educational facilities to grow/develop the creative potential of students.

- Aims

Based on the vision and mission, the goals to be achieved is:

- 1) Achieving students who are smart, have character and have integrity.
- 2) Excellent and competitive language skills.
- 3) Have good character and have a broad view.
- 4) Educators who are dedicated and committed high.
- 5) Availability of adequate facilities.

C. MTs Madani Pao-Pao Identity

Name of Madrasah	: Macrasah Tsanawiyah Madani Alauddin
Address	: Jl. Bontotangnga No. 36
Village	: Paccinongan
District	: Somba Opu
District	: Gowa
Province	: South Sulawesi
Postal Code	: 92111
Email	: madani_alauddin@yahoo.com
NSN / NPSN	: 121273060002/40319979
Accreditation	: No. 614 / BAN-SM / SK / 2019 (Accreditation "A Superior")
Land Size	: 50,000 m <sup>2</sup> (No. 593.33 / 14 / Dit / Agr. 1987)9

Building area : 5000 m<sup>2</sup>

Deed of Establishment : No. 29 of 2001

Kemenkumham Decree : No. AHU-0030805.AH.01.04. 2016 year

Notary Deed : No. 02 of 2016 concerning, Big Family

Foundation UIN Alauddin Makassar

D. Total Students of MTs Madani Pao-Pao

Table of the total number of students at Madrasah Tsanawiyah Madani Alauddin 2020/2021 Academic Year presents below:

NO	KELAS	JUMLAH		TOTAL
		L	P	
1	VII A	18	20	38
2	VII B	16	24	40
3	VII C	19	19	38
4	VII D	19	19	38
5	VIII A	18	19	37
6	VIII B	27	10	37
7	VIII C	26	13	39
8	VIII D	18	21	39
9	VIII E	22	13	35
10	VIII F	26	10	36
11	IX A	19	21	40
12	IX B	17	20	37
13	IX C	16	22	38
14	IX E	13	26	39
<b>TOTAL JUMLAH</b>		<b>302</b>	<b>268</b>	<b>570</b>

*Sumber Data: Data Peserta Pendidik Madrasah Tsanawiyah Madani Alauddin*

*TP. 2020/2021*

A

**APPENDIX 8****SCHOOL SYLLABUS****I. KOMPETENSI DASAR, MATERI POKOK, DAN PEMBELAJARAN**

Kelas : VIII

Alokasi Waktu : 4 jam pelajaran/minggu

Kompetensi Sikap Spiritual dan Sikap Sosial dicapai melalui pembelajaran tidak langsung (*indirect teaching*) pada pembelajaran Kompetensi Pengetahuan dan Kompetensi Keterampilan melalui keteladanan, pembiasaan, dan budaya sekolah dengan memperhatikan karakteristik mata pelajaran serta kebutuhan dan kondisi siswa.

Penumbuhan dan pengembangan kompetensi sikap dilakukan sepanjang proses pembelajaran berlangsung dan dapat digunakan sebagai pertimbangan guru dalam mengembangkan karakter siswa lebih lanjut.

Pembelajaran untuk Kompetensi Pengetahuan dan Kompetensi Keterampilan sebagai berikut ini.

UNIVERSITAS ISLAM NEGERI  
**ALAUDDIN**  
M A K A S S A R

Kompetensi Dasar	Materi Pokok	Pembelajaran
<p>Siswa mampu:</p> <p>3.1 menerapkan fungsi sosial, struktur teks, dan unsur kebahasaan teks interaksi interpersonal lisan dan tulis yang melibatkan tindakan meminta perhatian, mengecek pemahaman, menghargai kinerja, meminta dan mengungkapkan pendapat, serta menanggapi, sesuai dengan konteks penggunaannya</p> <p>4.1 menyusun teks interaksi interpersonal lisan dan tulis yang pendek dan sederhana yang melibatkan tindakan meminta perhatian, mengecek pemahaman, menghargai kinerja, serta meminta dan mengungkapkan pendapat, dan menanggapi dengan memperhatikan fungsi sosial, struktur teks, dan unsur kebahasaan yang benar dan sesuai konteks</p>	<ul style="list-style-type: none"> <li>● Fungsi Sosial Menjagahubunganinterpersonal dengan guru dan teman</li> <li>● StrukturTeks <ul style="list-style-type: none"> <li>- Memulai</li> <li>- Menanggapi (diharapkan/di luar dugaan)</li> </ul> </li> <li>● UnsurKebahasaan <ul style="list-style-type: none"> <li>- Ungkapan a.l. <i>Excuse me, Is it clear?, Great, I think so.,</i>dsb.</li> <li>- Ucapan, tekanan kata, intonasi, ejaan, tandabaca, dan tulisaniangan</li> </ul> </li> <li>● Topik Interaksi antara siswa dan guru di dalam dan di luar kelas yang tindakanmeminta perhatian, mengecek pemahaman, menghargai kinerja, meminta dan mengungkapkan pendapat yang dapat menumbuhkanperilaku yang termuat di KI</li> </ul>	<ul style="list-style-type: none"> <li>- Menyimak, menirukan, dan memperagakan beberapa contoh percakapan, dengan ucapan dan tekanan kata yang benar</li> <li>- Mengidentifikasi ungkapan yang sedangdipelajari</li> <li>- Menanyakan hal-hal yang tidak diketahui atau yang berbeda</li> <li>- Menentukan ungkapan yang tepat secara lisan/tulis dari berbagai situasi lain yang serupa</li> <li>- Membiasakan menerapkan yang sedang dipelajari dalam interaksi dengan guru dan teman secara alami di dalam dan di luarkelas</li> <li>- Melakukan refleksitentang proses dan hasilbelajar</li> </ul>



<p>Siswa mampu:</p> <p>3.2 menerapkan fungsi sosial, struktur teks, dan unsur kebahasaan teks interaksi transaksional lisan dan tulis yang melibatkan tindakan memberi dan meminta informasi terkait kemampuan dan kemauan, melakukan suatu tindakan, sesuai dengan konteks penggunaannya. (Perhatikan unsur kebahasaan <i>can, will</i>)</p> <p>4.2 menyusun teks interaksi transaksional lisan dan tulis sangat pendek dan sederhana yang melibatkan tindakan memberi dan meminta informasi terkait kemampuan dan kemauan, melakukan suatu tindakan, dengan memperhatikan fungsi sosial, struktur teks, dan unsur kebahasaan yang benar dan sesuai konteks</p>	<ul style="list-style-type: none"> <li>● <b>Fungsisosial</b> Menjelaskan, membanggakan, berjanji, mengajak, dan sebagainya .</li> <li>● <b>Strukturteks</b> <ul style="list-style-type: none"> <li>- Memulai Menanggapi(diharapkan/di luar dugaan)</li> </ul> </li> <li>● <b>Unsurkebahasaan</b> <ul style="list-style-type: none"> <li>- Ungkapan kemampuan dan kemauan yang sesuai, dengan modal: <i>can, will</i>,</li> <li>- Nomina singular dan plural dengan atau tanpa <i>a, the, this, those, my, their, dsb.</i></li> <li>- Ucapan, tekanan kata, intonasi, ejaan, tanda baca, dan tulisantangan</li> </ul> </li> <li>● <b>Topik</b> <ul style="list-style-type: none"> <li>- Interaksi antara siswa di dalam dan di luar kelas yang melibatkan kemampuan dan kemauan melakukan tindakan yang dapat menumbuhkan perilaku yang termuat di KI</li> </ul> </li> </ul>	<ul style="list-style-type: none"> <li>- Menyimak, membaca, dan menirukan, guru membacakan beberapa teks pendek berisi kemampuan dan kemauan, dengan ucapan dan tekanan kata yang benar</li> <li>- Menanyakan hal-hal yang tidak diketahui atau yang berbeda</li> <li>- Menentukan modal yang tepat untuk diisikan ke dalam kalimat-kalimat rumpang</li> <li>- Bertanya jawab dengan teman tentang kemampuan dan kemauan masing-masing untuk melakukan tindakan-tindakan tertentu</li> <li>- Memaparkan hasil temuannya dalam bentuk teks pendek tentang temannya dan mempresentasikan di kelompok lain diikutinya jawab</li> <li>- Melakukan refleksi tentang proses dan hasil belajarnya</li> </ul>
--	---	---

<p>Siswa mampu:</p> <p>3.3 menerapkan fungsi sosial, struktur teks, dan unsur kebahasaan teks interaksi transaksional lisan dan tulis yang melibatkan tindakan memberi dan meminta informasi terkait keharusan, larangan, dan himbauan, sesuai dengan konteks penggunaannya (Perhatikan unsur kebahasaan <i>must, should</i>)</p> <p>4.3 menyusun teks interaksi transaksional lisan dan tulis yang pendek dan sederhana yang melibatkan tindakan memberi dan meminta informasi terkait keharusan, larangan, dan himbauan, dengan memperhatikan fungsi sosial, struktur teks, dan unsur kebahasaan yang benar dan sesuai konteks</p>	<ul style="list-style-type: none"> <li>● <b>Fungsisosial</b> Menyuruh, melarang, dan menghimbau,</li> <li>● <b>Strukturteks</b> <ul style="list-style-type: none"> <li>- Memulai</li> <li>- Menanggapi (diharapkan di luardugaan)</li> </ul> </li> <li>● <b>Unsurkebahasaan</b> <ul style="list-style-type: none"> <li>- Ungkapan keharusan, larangan, himbauan dengan modal <i>must, (don't) have to, ..., should,</i></li> <li>- Nomina singular dan plural dengan atau tanpa <i>a, the, this, those, my, their,</i> dsb.</li> <li>- Ucapan, tekanan kata, intonasi, ejaan, tanda baca, dan tulisantangan</li> </ul> </li> <li>● <b>Topik</b> <ul style="list-style-type: none"> <li>- Interaksi antara siswa dan guru di dalam dan di luar kelas yang melibatkan keharusan, larangan, himbauan yang dapat menumbuhkan perilaku yang termuat di KI</li> </ul> </li> </ul>	<ul style="list-style-type: none"> <li>- Menyimak, membaca, dan menirukan, guru membacakan beberapa percakapan, dengan ucapan dan tekanan kata yang benar</li> <li>- Menanyakan hal-hal yang tidak diketahui atau yang berbeda</li> <li>- Menentukan modal yang tepat untuk diisikan ke dalam kalimat-kalimat rumpang</li> <li>- Diberikan beberapa kasus, bertanya jawab dengan teman tentang keharusan, larangan, himbauan melakukan tindakan-tindakan tertentu</li> <li>- Memaparkan hasil temuannya dalam bentuk teks pendek tentang temannya dan mempresentasikan di kelompok lain diikutinya jawab</li> <li>- Melakukan refleksi tentang proses dan hasil belajarnya</li> </ul>
<p>Siswa mampu:</p> <p>3.4 menerapkan fungsi sosial, struktur teks, dan unsur kebahasaan teks interaksi interpersonal lisan</p>	<ul style="list-style-type: none"> <li>● <b>Fungsi sosial</b> Menjaga hubungan interpersonal dengan guru dan teman.</li> </ul>	<ul style="list-style-type: none"> <li>- Menyimak, menirukan, dan memperagakan beberapa contoh percakapan, dengan ucapan dan tekanan kata yang benar Mengidentifikasi ungkapan</li> </ul>

<p>dan tulis yang melibatkan tindakan menyuruh, mengajak, meminta ijin, serta menanggapi, sesuai dengan konteks penggunaannya</p> <p>4.4 menyusun teks interaksi interpersonal lisan dan tulis sangat pendek dan sederhana yang melibatkan tindakan menyuruh, mengajak, meminta ijin, dan menanggapi dengan memperhatikan fungsi sosial, struktur teks, dan unsur kebahasaan yang benar dan sesuai konteks</p>	<ul style="list-style-type: none"> <li>• Struktur teks       <ul style="list-style-type: none"> <li>- Memulai</li> <li>- Menanggapi (diharapkan di luardugaan)</li> </ul> </li> <li>• UnsurKebahasaan       <ul style="list-style-type: none"> <li>- Ungkapan <i>a.l let's ... , canyou... , would you like ... , may I, please.</i></li> <li>- Nomina singular dan plural dengan atau tanpa <i>a, the, this, those, my, their, dsb.</i></li> <li>- Ucapan, tekanan kata, intonasi, ejaan, tanda baca, dan tulisantangan</li> </ul> </li> <li>• Topik       <p>Interaksi antara guru dan peserta didik di dalam dan di luar kelas yang melibatkan tindakan menyuruh, mengajak, meminta ijin yang dapat menumbuhkan perilaku yang termuat di KI</p> </li> </ul>	<p>yang sedang dipelajari</p> <ul style="list-style-type: none"> <li>- Menanyakan hal-hal yang tidak diketahui atau yang berbeda</li> <li>- Menentukan ungkapan yang tepat secara lisan/tulis dari berbagai situasi lain yang serupa</li> <li>- Bertanya jawab dengan teman tentang tindakan menyuruh, mengajak, meminta ijin, dan menanggapi</li> <li>- Membiasakan menerapkan yang sedang dipelajari dalam interaksi dengan guru dan teman secara alami di dalam dan di luarkelas</li> <li>- Melakukan refleksi tentang proses dan hasil belajar</li> </ul>
<p>Siswa mampu:</p> <p>3.5 membandingkan fungsi sosial, struktur teks, dan unsur kebahasaan beberapa teks khusus dalam bentuk <i>greeting cards</i>, dengan memberi dan meminta informasi terkait dengan hari-hari spesial, sesuai</p>	<ul style="list-style-type: none"> <li>• Fungsisosial       <p>Menjaga hubungan interpersonal dengan guru dan teman.</p> </li> <li>• StrukturTeks       <p>Teks <i>greeting cards</i> dapat mencakup</p> <ul style="list-style-type: none"> <li>- Identifikasi (nama peristiwa, hari istimewa) bersifat</li> </ul> </li> </ul>	<ul style="list-style-type: none"> <li>- Mencermati dan menemukan perbedaan dan persamaan dari beberapa <i>greeting cards</i> untuk hari spesial tertentu</li> <li>- Mengidentifikasi dan menyebutkan ucapan selamat yang ada dengan ucapan dan tekanan kata yang benar</li> <li>- Mencermati dan menemukan perbedaan dan persamaan dari</li> </ul>



<p>dengan konteks penggunaannya</p> <p>4.5 menyusun teks khusus dalam bentuk greeting cards, sangat pendek dan sederhana, terkait hari-hari spesial dengan memperhatikan fungsi sosial, struktur teks, dan unsur kebahasaan, secara benar dan sesuai konteks</p>	<p>khusus</p> <ul style="list-style-type: none"> <li>- Ungkapan khusus yang relevan</li> <li>- Gambar, hiasan, komposisi warna</li> <li>● UnsurKebahasaan             <ul style="list-style-type: none"> <li>- Ungkapan a.l. <i>Congratulations. Well done. Good job.</i>, dll.</li> <li>- Ucapan, tekanan kata, intonasi, ejaan, tanda baca, dan tulisan tangan</li> </ul> </li> <li>● Topik             <ul style="list-style-type: none"> <li>Peristiwa, peringatan ulang tahun, naik kelas, kejuaraan dsb.yang dapat menumbuhkan perilaku yang termuat di KI</li> </ul> </li> </ul>	<p>beberapa greeting cards untuk event lain</p> <ul style="list-style-type: none"> <li>- Mengidentifikasi perbedaan dan persamaan, dan memberikan penilaiannya</li> <li>- Membuat Greeting cards terkait hari istimewa yang relevan dengan siswa saat itu.</li> <li>- Melakukan refleksi tentang proses dan hasil belajarnya</li> </ul>
<p>Siswa mampu:</p> <p>3.6 menerapkan fungsi sosial, struktur teks, dan unsurkebahasaan teks interaksi transaksional lisan dan tulis yang melibatkan tindakan memberi dan meminta informasi terkait keberadaan orang, benda, binatang, sesuai dengan konteks penggunaannya. (Perhatikan unsur kebahasaan <i>there is/are</i>)</p>	<ul style="list-style-type: none"> <li>● Fungsisosial             <ul style="list-style-type: none"> <li>Menyebutkan, mendeskripsikan, membuat inventaris, dan sebagainya.</li> </ul> </li> <li>● Strukturteks             <ul style="list-style-type: none"> <li>- Memulai</li> <li>- Menanggapi (diharapkan/di luar dugaan)</li> </ul> </li> <li>● UnsurKebahasaan             <ul style="list-style-type: none"> <li>- Ungkapan dengan <i>There is/are</i></li> <li>- Kata jumlah yang tidak tertentu: <i>little, few, some, many,</i></li> </ul> </li> </ul>	<ul style="list-style-type: none"> <li>- Menyimak dan menirukan guru menanyakan dan menyebutkan keberadaan orang, benda, binatang di rumah, sekolah, dan sekitarnya, dengan tata bahasa, ucapan dan tekanan kata yang benar</li> <li>- Mencermati beberapa teks pendek tentang situasi suatu tempat dengan menyebutkan keberadaan orang, benda, binatang dan jumlahnya untuk kemudian membaca dengan ucapan dan tekanan kata yang benar</li> </ul>



<p>4.6 menyusun teks interaksi transaksional lisan dan tulis sangat pendek dan sederhana yang melibatkan tindakan memberi dan meminta informasi terkait keberadaan orang, benda, binatang, dengan memperhatikan fungsi sosial, struktur teks, dan unsur kebahasaan yang benar dan sesuai konteks</p>	<p><i>much, a lot(of).</i></p> <ul style="list-style-type: none"> <li>- Frasa kata depan: <i>in, on, under, in front of, below, above,</i> dan lainlain.</li> <li>- Ucapan, tekanan kata, intonasi, ejaan, tanda baca, dan tulisantangan</li> <li>● Topik <ul style="list-style-type: none"> <li>- Keberadaan orang, binatang, benda, di kelas, sekolah, rumah, dan sekitarnya yang dapat menumbuhkan perilaku yang termuat di KI</li> </ul> </li> </ul>	<ul style="list-style-type: none"> <li>- Mengisikan dengan ungkapan jumlah yangtepat pada kalimat-kalimat rumpang</li> <li>- Membuat teks pendek untuk mendeskripsikan rumah masing-masing dan sekitarnya dengan menyebutkan keberaan orang, benda, binatang dan jumlahnya, dengan ejaan dan tanda baca yangbenar</li> <li>- Mempresentasikan di kelompok lain dan bertanya jawab tentang isiteks</li> <li>- Melakukan refleksitentang proses dan hasilbelajarnya</li> </ul>
<p>Siswa mampu:</p> <p>3.7 menerapkan fungsi sosial, struktur teks, dan unsur kebahasaan teks interaksi transaksional lisan dan tulis yang melibatkan tindakan memberi dan meminta informasi terkait keadaan/tindakan/kegiatan/ kejadian yang dilakukan/terjadi secara rutin atau merupakan kebenaran umum, sesuai dengan konteks penggunaannya. (Perhatikan unsur kebahasaan <i>simple presenttense</i>)</p> <p>4.7 menyusun teks interaksi transaksional lisan</p>	<ul style="list-style-type: none"> <li>● Fungsisosial Menjelaskan, mendeskripsikan</li> <li>● Strukturteks <ul style="list-style-type: none"> <li>- Memulai</li> <li>- Menanggapi (diharapkan/di luardugaan)</li> </ul> </li> <li>● Unsurkebahasaan <ul style="list-style-type: none"> <li>- Kalimat deklaratif dan interogatif dalam <i>Simple Present Tense.</i></li> <li>- Adverbia: <i>always, often, sometimes, never, usually, every</i></li> <li>- Nomina singular dan plural dengan atau tanpa <i>a, the, his, those, my, their, dsb.</i></li> <li>- Ucapan, tekanan kata, intonasi, ejaan, tanda baca, dan tulisantangan</li> </ul> </li> </ul>	<ul style="list-style-type: none"> <li>- Menyimak dan menirukan guru membacakan teks-teks pendek dan sederhana tentang kejadian rutin yang merupakan kebenaran umum yang sangat dikenal siswa, dengan ucapan dan tekanan kata yangbenar</li> <li>- Mengidentifikasi ungkapan- ungkapan yangmenunjukkan kejadian rutin dalamteks</li> <li>- Menanyakan tentang kejadian rutin yang serupa dengan yang disebutkan dalam teks pada kontekslain</li> <li>- Bertanya jawab tentang kegiatan rutin yang biasa, sering, kadang-kadang, biasanya, tidak pernah mereka lakukan sebagai anggota keluarga dan remaja sekolahmenengah</li> </ul>

<p>dan tulis sangat pendek dan sederhana yang melibatkan tindakan memberi dan meminta informasi terkait keadaan/ tindakan/kegiatan/ kejadian yang dilakukan/terjadi secara rutin atau merupakan kebenaran umum, dengan memperhatikan fungsi sosial, struktur teks dan unsur kebahasaan yang benar dan sesuai konteks</p>	<ul style="list-style-type: none"> <li>● Topik Kegiatan/kejadian sehari-hari dan kebenaran umum yang dapat menumbuhkan perilaku yang termuat di KI</li> </ul>	<p>Mengumpulkan informasi tentang hal-hal yang biasa, sering, kadang-kadang, biasanya dilakukan di keluarganya untuk membuat teks-teks pendek dan sederhana</p> <ul style="list-style-type: none"> <li>- Saling menyimak dan bertanya jawab tentang teks masing-masing dengan temannya</li> <li>- Melakukan refleksi tentang proses dan hasil belajarnya</li> </ul>
<p>Siswa mampu:</p> <p>3.8 menerapkan fungsi sosial, struktur teks, dan unsur kebahasaan teks interaksi transaksional lisan dan tulis yang melibatkan tindakan memberi dan meminta informasi terkait keadaan/ tindakan/ kegiatan/ kejadian yang sedang dilakukan/berlangsung saat diucapkan, sesuai dengan konteks penggunaannya. (Perhatikan unsur kebahasaan <i>present continuous tense</i>)</p> <p>4.8 menyusun teks interaksi</p>	<ul style="list-style-type: none"> <li>● Fungsisosial Menjelaskan, mendeskripsikan</li> <li>● Struktur teks <ul style="list-style-type: none"> <li>- Memulai</li> <li>- Menanggapi (diharapkan di laardugaan)</li> </ul> </li> <li>● Unsur kebahasaan <ul style="list-style-type: none"> <li>- Kalimat deklaratif dan interogatif dalam <i>Present Continuous Tense</i></li> <li>- Adverbial: <i>now</i></li> <li>- Nomina singular dan plural dengan atau tanpa <i>a, the, this, those, my, their, dsb.</i></li> <li>- Ucapan, tekanan kata, intonasi, ejaan, tanda baca, dan tulisantangan</li> </ul> </li> </ul>	<ul style="list-style-type: none"> <li>- Menyimak dan menirukan guru menyebutkan tindakan, kegiatan yang sedang dilakukan di kelas, sekolah, dan rumah pada saat diucapkan, dengan ucapan dan tekanan kata yang benar</li> <li>- Mengidentifikasi ungkapan-ungkapan yang menunjukkan kejadian yang sedang terjadi</li> <li>- Bertanya jawab untuk mengetahui tindakan, kegiatan yang sedang dilakukan oleh anggota keluarganya</li> <li>- Menyebutkan tindakan, kegiatan yang sedang dilakukan yang tampak pada tampilan visual (a.l. gambar, video)</li> </ul>

<p>transaksional lisan dan tulis sangat pendek dan sederhana yang melibatkan tindakan memberi dan meminta informasi terkait keadaan/tindakan/kegiatan/kejadian yang sedang dilakukan/berlangsung saat diucapkan, dengan memperhatikan fungsi sosial, struktur teks, dan unsur kebahasaan yang benar dan sesuai konteks</p>	<ul style="list-style-type: none"> <li>● Topik Kegiatan dan kejadian yang sedang berlangsung di rumah, sekolah dan sekitarnya yang dapat menumbuhkan perilaku yang termuat di KI</li> </ul>	<ul style="list-style-type: none"> <li>- Membuat teks pendek berdasarkan tampilan visual lainnya</li> <li>- Saling menyimak dan bertanya jawab tentang teks masing-masing dengan temannya</li> <li>- Melakukan refleksi tentang proses dan hasil belajarnya</li> </ul>
<p>Siswa mampu:</p> <p>3.9 menerapkan fungsi sosial, struktur teks, dan unsur kebahasaan teks interaksi transaksional lisan dan tulis yang melibatkan tindakan memberi dan meminta informasi terkait perbandingan jumlah dan sifat orang, binatang, benda, sesuai dengan konteks penggunaannya (Perhatikan unsur kebahasaan <i>degree of comparison</i>)</p> <p>4.9 menyusun teks interaksi transaksional lisan dan tulis sangat pendek dan sederhana yang melibatkan</p>	<ul style="list-style-type: none"> <li>● Fungsi sosial Mengidentifikasi, mengenalkan, memuji, mengkritik, mengagumi.</li> <li>● Struktur teks <ul style="list-style-type: none"> <li>- Memulai</li> <li>- Menanggapi (diharapkan di luardugaan)</li> </ul> </li> <li>● Unsur kebahasaan Kalimat perbandingan positif, komparatif dan superlatif dengan: <i>as ... as, -er, -est, more ..., the most ...</i></li> <li>- Perbandingan jumlah: <i>more, fewer, less</i></li> <li>- Nomina singular dan plural dengan atau tanpa <i>a, the, this, those, my, their</i>, dsb.</li> </ul>	<ul style="list-style-type: none"> <li>- Menyimak dan menirukan guru membaca interaksi yang menggambarkan perbandingan jumlah dan sifat orang, benda, binatang, dengan ucapan dan tekanan kata yang benar</li> <li>- Menjawab pertanyaan dengan menggunakan informasi yang terdapat dalam teks, secara lisan. Mendeskripsikan perbandingan jumlah dan sifat orang, benda, binatang yang tampak dalam dua gambar yang berbeda</li> <li>- Bertanya jawab untuk membandingkan orang, benda, binatang yang mereka ketahui di rumah, sekolah dan sekitarnya</li> <li>- Membuat beberapa teks pendek dan sederhana membandingkan orang, benda, binatang yang mereka ketahui</li> <li>- Saling menyimak dan</li> </ul>



<p>tindakan memberi dan meminta informasi terkait perbandingan jumlah dan sifat orang, binatang, benda, dengan memperhatikan fungsi sosial, struktur teks, dan unsur kebahasaan yang benar dan sesuai konteks</p>	<ul style="list-style-type: none"> <li>- Ucapan, tekanan kata, intonasi, ejaan, tanda baca, dan tulisantangan</li> <li>● Topik Perbandingan orang, benda, binatang di kelas, sekolah, rumah, dan sekitarnya yang dapat menumbuhkan perilaku yang termuat di KI</li> </ul>	<p>bertanya jawab tentang teks masing-masing dengan teman-temannya</p> <ul style="list-style-type: none"> <li>- Melakukan refleksi tentang proses dan hasil belajarnya</li> </ul>
<p>Siswa mampu:</p> <p>3.10 menerapkan fungsi sosial, struktur teks, dan unsur kebahasaan teks interaksi transaksional lisan dan tulis yang melibatkan tindakan memberi dan meminta informasi terkait keadaan/tindakan/kegiatan/ kejadian yang dilakukan/terjadi, rutin maupun tidak rutin, atau menjadi kebenaran umum di waktu lampau, sesuai dengan konteks penggunaannya. (Perhatikan unsur kebahasaan <i>simple past tense</i>)</p> <p>4.10 menyusun teks interaksi transaksional lisan dan tulis sangat pendek dan sederhana yang</p>	<ul style="list-style-type: none"> <li>● Fungsi sosial Melaporkan, menceritakan, menjelaskan kejadian yang dilakukan/terjadi, di waktu lampau.</li> <li>● Struktur teks <ul style="list-style-type: none"> <li>- Memulai</li> <li>- Menanggapi (diharapkan/di luar dugaan)</li> </ul> </li> <li>● Unsur kebahasaan <ul style="list-style-type: none"> <li>- Kalimat deklaratif dan interogatif dalam bentuk <i>Simple Past Tense</i></li> <li>- Nomina singular dan plural dengan atau tanpa <i>a, the, this, those, my, their, dsb.</i></li> <li>- Ucapan, tekanan kata, intonasi, ejaan, tanda baca, dan tulisantangan</li> </ul> </li> <li>● Topik Kegiatan, tindakan yang (rutin) terjadi di masa lalu di sekolah, rumah, dan</li> </ul>	<ul style="list-style-type: none"> <li>- Membaca dan mencermati teks-teks pendek dan sederhana tentang beberapa kejadian, kegiatan yang terjadi di masa lampau</li> <li>- Melengkapi kalimat dengan jawaban berupa ungkapan-ungkapan yang diambil teks, dengan ejaan dan tanda baca yang benar</li> <li>- Bertanya jawab tentang kegiatan/peristiwa di waktu lampau yang mereka dan anggota keluarga atau temannya alami</li> <li>- Mengumpulkan informasi tentang beberapa peristiwa atau kegiatan di waktu lampau untuk membuat teks-teks pendek dan sederhana</li> <li>- Saling mempresentasikan, menyimak dan bertanya jawab tentang teks masing-masing dengan teman-temannya, secara lisan, dengan ucapan dan tekanan kata yang benar Melakukan refleksi tentang proses dan hasil belajarnya</li> </ul>



<p>melibatkan tindakan memberi dan meminta informasi terkait keadaan/ tindakan/kegiatan/ kejadian yang dilakukan/terjadi, rutin maupun tidak rutin, atau menjadi kebenaran umum di waktu lampau, dengan memperhatikan fungsi sosial, struktur teks, dan unsur kebahasaan yang benar dan sesuai konteks</p>	<p>sekitarnya yang dapat menumbuhkan perilaku yang termuat di KI</p>	
<p>Siswa mampu:</p> <p>3.11 membandingkan fungsi sosial, struktur teks, dan unsur kebahasaan beberapa teks <i>personal recount</i> lisan dan tulis dengan memberi dan meminta informasi terkait pengalaman pribadi di waktu lampau, pendek dan sederhana, sesuai dengan konteks penggunaannya</p> <p>4.11 Teks <i>recount</i></p> <p>4.11.1 menangkap makna secara kontekstual terkait fungsi sosial, struktur teks, dan unsur</p>	<ul style="list-style-type: none"> <li>● Fungsisosial Melaporkan, mengambil teladan, membanggakan</li> <li>● Struktur teks Dapat mencakup: <ul style="list-style-type: none"> <li>- orientasi</li> <li>- urutan kejadian/kegiatan</li> <li>- orientasi ulang</li> </ul> </li> <li>● Unsur kebahasaan <ul style="list-style-type: none"> <li>- Kalimat deklaratif dan interogatif dalam <i>Simple Past tense</i></li> <li>- Adverbial dan frasa preposisional penunjuk waktu: <i>yesterday, last month, an hour ago</i>, dan sebagainya.</li> <li>- Adverbial penghubung waktu:</li> </ul> </li> </ul>	<ul style="list-style-type: none"> <li>- Menyimak guru membaca beberapa teks <i>recount</i> tentang pengalaman pribadi seseorang</li> <li>- Bertanya jawab tentang kejadian, kegiatan yang dialami secara kronologis</li> <li>- Menggunakan bagan untuk mempelajari alur cerita</li> <li>- Menuliskan beberapa teks pendek yang didiktekan guru dengan tulisantangan.</li> <li>- Melengkapi ringkasan pengalaman dengan kalimat- kalimat yang diambil dari teks, dengan ejaan dan tanda baca yang benar</li> <li>- Mengumpulkan informasi tentang pengalaman pribadi di waktu lampau untuk</li> </ul>

<p>kebahasaan teks <i>recount</i> lisan dan tulis, sangat pendek dan sederhana, terkait pengalaman pribadi di waktu lampau (<i>personal recount</i>)</p> <p>4.11.2 menyusun teks <i>recount</i> lisan dan tulis, sangat pendek dan sederhana, terkait pengalaman pribadi di waktu lampau (<i>personal recount</i>), dengan memperhatikan fungsi sosial, struktur teks, dan unsur kebahasaan, secara benar dan sesuai konteks</p>	<p><i>first, then, after that, before, at last, finally, dan sebagainya.</i></p> <ul style="list-style-type: none"> <li>- Nomina singular dan plural dengan atau tanpa <i>a, the, this, those, my, their, dsb.</i></li> <li>- Ucapan, tekanan kata, intonasi, ejaan, tanda baca, dan tulisantangan</li> </ul> <p>● Topik Peristiwa, pengalaman yang terjadi di sekolah, rumah, dan yang dapat menumbuhkan perilaku yang termuat di KI</p>	<p>membuat teks pendek dan sederhana</p> <ul style="list-style-type: none"> <li>- Saling mempresentasikan, menyimak dan bertanya jawab tentang teks masing- masing dengan teman- temannya secara lisan, dengan ucapan dan tekanan kata yang benar</li> <li>- Melakukan refleksi tentang proses dan hasil belajarnya</li> </ul>
<p>Siswa mampu:</p> <p>3.12 membandingkan fungsi sosial, struktur teks, dan unsur kebahasaan beberapa teks khusus dalam bentuk pesan singkat dan pengumuman/ pemberitahuan (<i>notice</i>), dengan memberi dan meminta informasi terkait kegiatan sekolah,</p>	<ul style="list-style-type: none"> <li>● Fungsisosial Memberi informasi tindakan dilaksanakan sesuai yang diharapkan.</li> <li>● Struktur text Dapat mencakup: <ul style="list-style-type: none"> <li>- Judul atau tujuan pengumuman</li> <li>- Informasi rinci yang diumumkan</li> </ul> </li> </ul>	<ul style="list-style-type: none"> <li>- Membaca dengan suara lantang setiap pengumuman/ pemberitahuan, dengan ucapan dan tekanan kata yang benar</li> <li>- Menyimak untuk menemukan perbedaan dan persamaan dari beberapa pengumuman/ pemberitahuan pendek dan sederhana, dengan menggunakan tabel analisis</li> <li>- Mempelajari contoh dan</li> </ul>

<p>sesuai dengan konteks penggunaannya</p> <p>4.12 teks pesan singkat dan pengumuman/pemberitahuan (<i>notice</i>)</p> <p>4.12.1 menangkap makna secara kontekstual terkait dengan fungsi sosial, struktur teks, dan unsur kebahasaan pesan singkat dan pengumuman/pemberitahuan (<i>notice</i>) lisan dan tulis, sangat pendek dan sederhana, terkait kegiatan sekolah</p> <p>4.12.2 menyusun teks khusus dalam bentuk pesan singkat dan pengumuman/pemberitahuan (<i>notice</i>), sangat pendek dan sederhana, terkait kegiatan sekolah, dengan memperhatikan fungsi sosial, struktur teks, dan unsur kebahasaan, secara benar dan sesuai konteks</p>	<ul style="list-style-type: none"> <li>● Unsur kebahasaan       <ul style="list-style-type: none"> <li>- Ungkapan-ungkapan yang lazim digunakan dalam pengumuman yang berbeda-beda Nomina singular dan plural dengan atau tanpa <i>a, the, this, those, my, their</i>, dsb.</li> <li>- Ucapan, tekanan kata, intonasi, ejaan, tanda baca, dan tulisan tangan</li> </ul> </li> <li>● Topik       <ul style="list-style-type: none"> <li>Kegiatan, kejadian, peristiwa, dan hal penting bagi siswa dan guru yang dapat menumbuhkan perilaku yang termuat di KI</li> </ul> </li> <li>● Multimedia       <ul style="list-style-type: none"> <li>- Layout dan dekorasi yang membuat tampilan teks lebih menarik.</li> </ul> </li> </ul>	<p>kemudian mempresentasikan hasil analisis tersebut di atas secara lisan, dengan ucapan dan tekanan kata yang benar</p> <ul style="list-style-type: none"> <li>- Membuat pengumuman/pemberitahuan yang lazim dibuat di kelas dan sekolah, untuk kemudian ditempel di dinding kelas</li> <li>- Melakukan refleksi tentang proses dan hasil belajarnya</li> </ul>
---	--	--

<p>Siswa mampu:</p> <p>3.13 menafsirkan fungsi sosial dan unsur kebahasaan dalam lirik lagu terkait kehidupan remaja SMP/MTs</p> <p>4.13 menangkap makna secara kontekstual terkait dengan fungsi sosial dan unsur kebahasaan lirik lagu terkait kehidupan remaja SMP/MTs</p>	<ul style="list-style-type: none"> <li>● <b>Fungsisosial</b> Mengembangkan nilai-nilai kehidupan dan karakter yang positif</li> <li>● <b>Unsurkebahasaan</b> <ul style="list-style-type: none"> <li>- Kosakata dan tata bahasa dalam lirik lagu</li> <li>- Ucapan, tekanan kata, intonasi, ejaan, tanda baca, dan tulisantangan</li> </ul> </li> <li>● <b>Topik</b> Hal-hal yang dapat memberikan keteladanan dan menumbuhkan perilaku yang termuat di KI</li> </ul>	<ul style="list-style-type: none"> <li>- Membaca, menyimak, dan menirukan lirik lagu secara lisan</li> <li>- Menanyakan hal-hal yang tidak diketahui atau berbeda</li> <li>- Menyebutkan pesan yang terkait dengan bagian-bagian tertentu</li> <li>- Melakukan refleksi tentang proses dan hasil belajarnya</li> </ul>
---	--	--



## II. MODEL SILABUS SATUAN PENDIDIKAN

Kelas : VIII (Delapan)

Alokasi Waktu : 4 Jam Pelajaran (2 Pertemuan)

Kompetensi Dasar	Materi Pokok dan Materi Pembelajaran	Kegiatan Pembelajaran	Penilaian
<p>3.4 Menerapkan fungsi sosial, struktur teks, dan unsur kebahasaan teks interaksi interpersonal lisan dan tulis yang melibatkan tindakan menyuruh, mengajak, meminta ijin, serta menanggapi, sesuai dengan konteks penggunaannya</p> <p>4.4 Menyusun teks interaksi interpersonal lisan dan tulis sangat pendek dan sederhana yang melibatkan tindakan menyuruh, mengajak, meminta ijin, dan menanggapi dengan memperhatikan fungsi sosial, struktur teks, dan unsur kebahasaan yang benar dan sesuai konteks</p>	<ul style="list-style-type: none"> <li>● Fungsi social Menjaga hubungan interpersonal dengan guru dan teman.</li> <li>● Struktur teks               <ul style="list-style-type: none"> <li>- Memulai</li> <li>- Menanggapi (diharapkan/di luadugaan)</li> </ul> </li> <li>● Unsur Kebahasaan               <ul style="list-style-type: none"> <li>- Ungkapan <i>I let's ..., can you..., would you like ..., may I, please.</i></li> <li>- Nomina singular dan plural dengan atau tanpa <i>a, the, this, those, my, their, dsb.</i></li> <li>- Ucapan, tekanan kata, intonasi, ejaan, tanda baca, dan tulisan tangan</li> </ul> </li> <li>● Topik Interaksi antara guru dan peserta didik di dalam dan di luar kelas yang melibatkan tindakan menyuruh, mengajak, meminta ijin yang dapat memunculkan perilaku yang termuat di KI</li> </ul>	<ul style="list-style-type: none"> <li>- Menyimak, menirukan, dan memperagakan beberapa contoh percakapan, dengan ucapan dan tekanan kata yang benar Mengidentifikasi ungkapan yang sedang dipelajari</li> <li>- Menanyakan hal-hal yang tidak diketahui atau yang berbeda</li> <li>- Menentukan ungkapan yang tepat secara lisan/tulis dari berbagai situasi lain yang serupa</li> <li>- Bertanya jawab dengan teman tentang tindakan menyuruh, mengajak, meminta ijin, dan menanggapi</li> <li>- Membiasakan menerapkan yang sedang dipelajari dalam interaksi dengan guru dan teman secara alami di dalam dan di luarkelas</li> <li>- Melakukan refleksi tentang proses dan hasil belajar</li> </ul>	<ul style="list-style-type: none"> <li>- Cara menilai: Penilaian dilakukan pada tiga unsur kompetensi, yaitu sikap, pengetahuan, dan keterampilan</li> <li>- Sikap: Observasi terhadap sikap yang menonjol selama proses pembelajaran, baik yang positif maupun yang negatif yang dicatat dalam buku jurnal.</li> <li>- Pengetahuan: penilaian lisan/ tertulis yang mencakup: Fungsi social, Struktur teks dan Unsur kebahasaan</li> <li>- Keterampilan: Penilaian praktik memberi dan meminta informasi terkait tindakan/ tindakan/ kegiatan/kejadian yang sedang dilakukan/ berlangsung saat diucapkan.</li> </ul>

## DOCUMENTATION



## CURRICULUM VITAE



The author, Rifqa Reskiawati, was born on July 12, 1998 in Makassar, South Sulawesi. She is the third of six children, three sisters and two brothers. Her father is an entrepreneur who sticks to the principles while her mother is a loving and patient teacher but still firm, the combination with the character of the parents is quite different so that the author grows up with a principle and loving

Because the author is in the environment of a teacher, since the age of 4 years she has attended formal school in Kindergarten, namely RA HS. Muhdar Al-Attas. Then she continued her studies at Sidodadi 008 Elementary School and graduated in 2010. Near to the school, she continued her studies at SMPN 1 Wonomulyo and graduated in 2013 then she continued her education at SMAN 1 Wonomulyo and graduated in 2016. In the same year, she moved to the city of Makassar to continue her studies at the Alauddin Makassar State Islamic University and graduated in 2022.



UNIVERSITAS ISLAM NEGERI  
**ALAUDDIN**  
M A K A S S A R