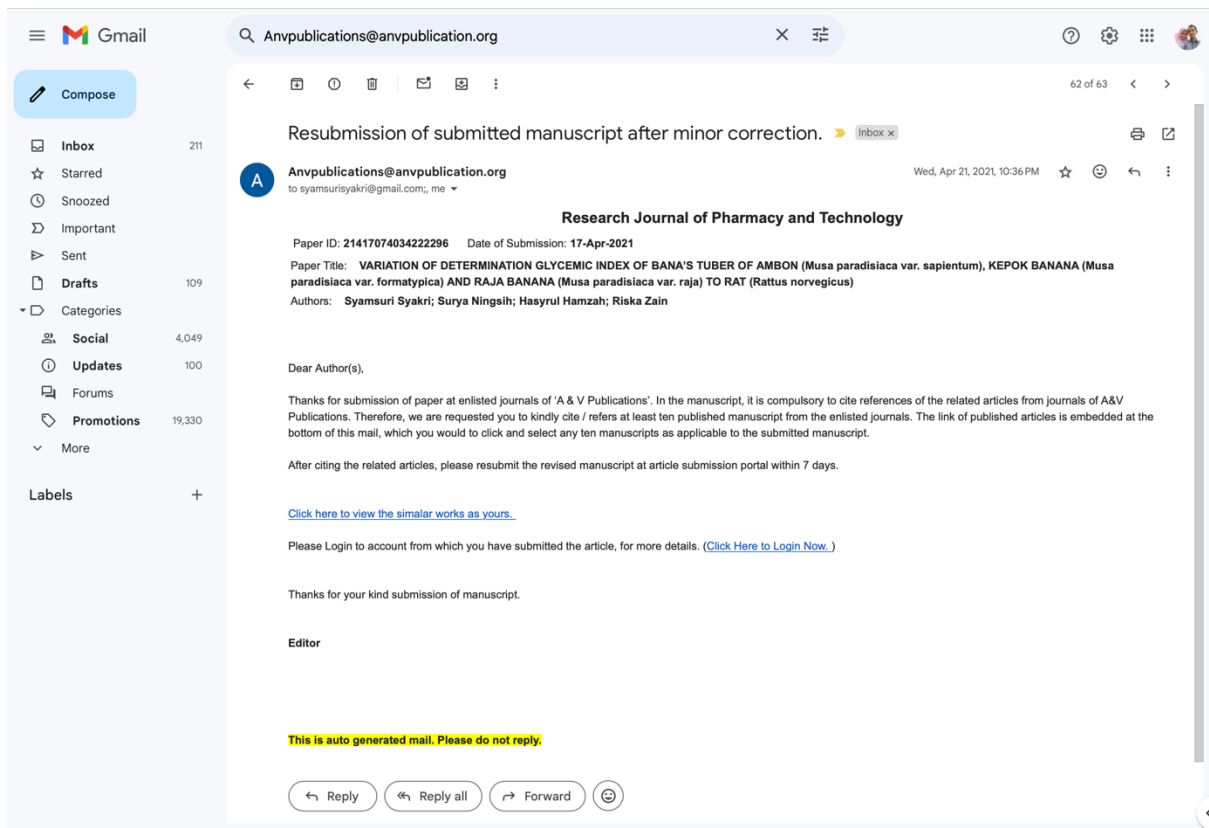
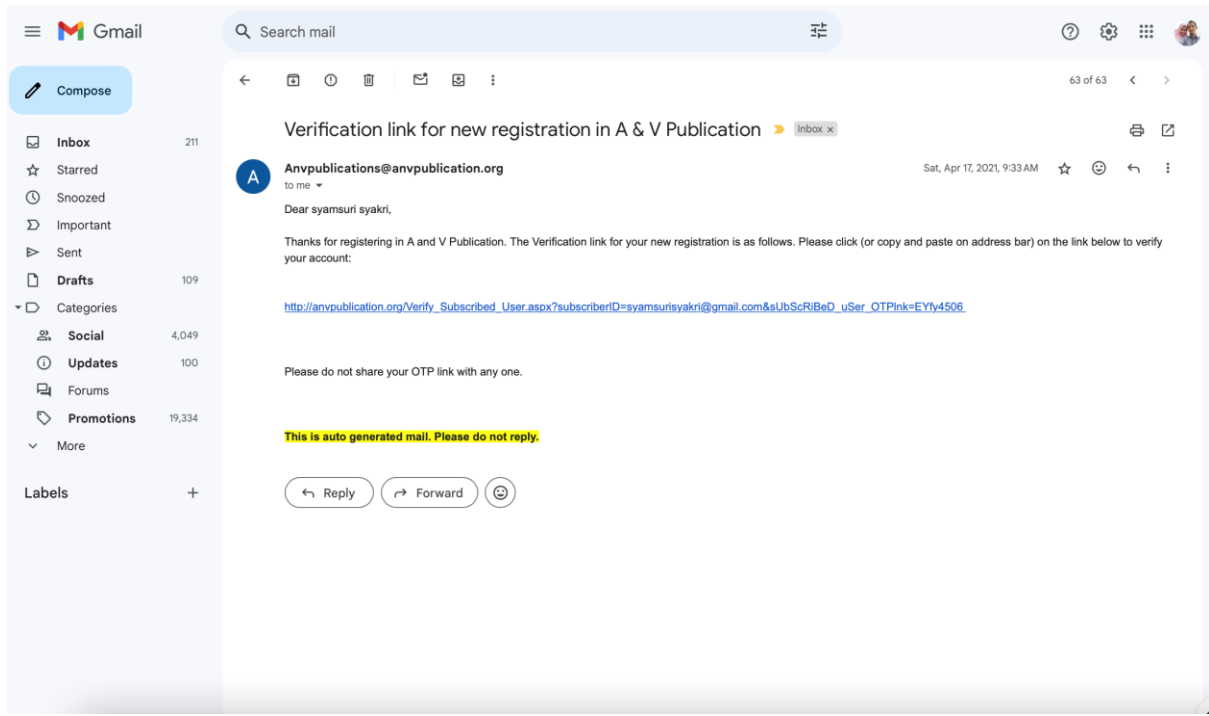


BUKTI KORESPONDENSI



Gmail

anvpublications@anvpublication.org

13 of 16

You have new comments for your submitted article (Paper ID: 21417074034222296).

Anvpublications@anvpublication.org
to anvpublications, me

Jun 18, 2021, 9:59 PM

Research Journal of Pharmacy and Technology

Paper ID: 21417074034222296 Date of Submission:

Paper Title: **VARIATION OF DETERMINATION GLYCEMIC INDEX OF BANA'S TUBER OF AMBON (Musa paradisiaca var. sapientum), KEPOK BANANA (Musa paradisiaca var. formatypica) AND RAJA BANANA (Musa paradisiaca var. raja) TO RAT (Rattus norvegicus)**

Authors: **Syamsuri Syakri; Surya Ningsih; Hasyrul Hamzah; Riska Zain**

Dear Author(s),

Thanks for submission of your article. You have following comments from Nurhabibah for your submitted article titled "**VARIATION OF DETERMINATION GLYCEMIC INDEX OF BANA'S TUBER OF AMBON (Musa paradisiaca var. sapientum), KEPOK BANANA (Musa paradisiaca var. formatypica) AND RAJA BANANA (Musa paradisiaca var. raja) TO RAT (Rattus norvegicus)**"

Date: DD-Jun-YYYY, 07:29 PM

COMMENTS:

Manuscript no. 21417074034222296
Title of Manuscript ''**VARIATION OF DETERMINATION GLYCEMIC INDEX OF BANA'S TUBER OF AMBON (Musa paradisiaca var. sapientum), KEPOK BANANA (Musa paradisiaca var. formatypica) AND RAJA BANANA (Musa paradisiaca var. raja) TO RAT (Rattus norvegicus)**''.

1. Is the subject matter suitable for publication?
yes it is very suitable for publication, this paper has a very high novelty value
2. Is the paper acceptable
yes very acceptable.
3. Comments:
yes very acceptable.



Manuscript no. **21417074034222296**

Title of Manuscript **_VARIATION OF DETERMINATION GLYCEMIC INDEX OF BANANA'S TUBER OF AMBON (Musa paradisiaca var. sapientum), KEPOK BANANA (Musa paradisiaca var. formatypica) AND RAJA BANANA (Musa paradisiaca var. raja) TO RAT (Rattus norvegicus)**

1. Is the subject matter suitable for publication?
Yes, it is worthy to be published with some revisions
2. Is the paper acceptable
 - a. In the present form
 - b. After revision (✓)**
3. Comments Reviewer :
 - a. Abstract :
 - Please include a clear research objective.
 - b. Introductions :
 - What substances are contained in banana tubers that can lower the glycemic index?
 - c. Methods :
 - How much did the mice used in the study weigh?
 - insert the provisions for low, medium, and high glycemic index categories
 - d. Results :
 - How is the amylose and amylopectin content related to the Glycemic Index intensity of a material?
 - Please include previous research that supports the research results?

Gmail interface showing an email from Anvpublication.org. The subject is "You have new comments for your submitted article." The email content includes:

Research Journal of Pharmacy and Technology
 Paper ID: 2141707403422296 Date of Submission: 17-Apr-2021
 Paper Title: VARIATION OF DETERMINATION GLYCEMIC INDEX OF BANA'S TUBER OF AMBON (Musa paradisiaca var. sapientum), KEPOK BANANA (Musa paradisiaca var. formatypica) AND RAJA BANANA (Musa paradisiaca var. raja) TO RAT (Rattus norvegicus)
 Authors: Syamsuri Syakri; Surya Ningsih; Hasyrul Hamzah; Riska Zain

Dear Author(s),

Thanks for submission of your article. You have following comments from Resubmission of article for your submitted article titled "VARIATION OF DETERMINATION GLYCEMIC INDEX OF BANA'S TUBER OF AMBON (Musa paradisiaca var. sapientum), KEPOK BANANA (Musa paradisiaca var. formatypica) AND RAJA BANANA (Musa paradisiaca var. raja) TO RAT (Rattus norvegicus)"
 Date: DD-Dec-YYYY, 04:11 PM
COMMENTS:
 Dear Author, Pl Resubmit the article after making corrections suggested by Reviewers. Thanks Editor

Please Login to account from which you have submitted the article for more details. ([Click Here to Login Now.](#))

Thank you.

Editor

This is auto generated mail. Please do not reply.

Buttons: Reply, Reply all, Forward, Emoticon

Gmail interface showing an email from Anvpublication.org. The subject is "Regarding resubmission of submitted manuscript." The email content includes:

Research Journal of Pharmacy and Technology
 Paper ID: 2141707403422296 Date of Submission: 17-Apr-2021
 Paper Title: VARIATION OF DETERMINATION GLYCEMIC INDEX OF BANA'S TUBER OF AMBON (Musa paradisiaca var. sapientum), KEPOK BANANA (Musa paradisiaca var. formatypica) AND RAJA BANANA (Musa paradisiaca var. raja) TO RAT (Rattus norvegicus)
 Authors: Syamsuri Syakri; Surya Ningsih; Hasyrul Hamzah; Riska Zain

Dear Author(s),

Thanks for submission of paper at enlisted journals of 'A & V Publications'. In the manuscript, reviewers has found some revisions. Therefore, we are requested you to kindly go through the comments of the reviewers and revise your article as needed.

Note:- Please resubmit the revised article after corrections with in 7 Days.

Please Login to your account from which you have submitted the article for more details. ([Click Here to Login Now.](#))

Thank you.

Editor

This is auto generated mail. Please do not reply.

Buttons: Reply, Reply all, Forward, Emoticon

You have new comments for your submitted article. Inbox x



Anvpublications@anvpublication.org
to syamsurisyakri@gmail.com, me ▾

Fri, Jan 14, 2022, 8:43 PM ☆ 😊 ↶ ⋮

Research Journal of Pharmacy and Technology

Paper ID: 2141707403422296 Date of Submission: 17-Apr-2021

Paper Title: **VARIATION OF DETERMINATION GLYCEMIC INDEX OF BANA'S TUBER OF AMBON (Musa paradisiaca var. sapientum), KEPOK BANANA (Musa paradisiaca var. formatypica) AND RAJA BANANA (Musa paradisiaca var. raja) TO RAT (Rattus norvegicus)**

Authors: Syamsuri Syakri; Surya Ningsih; Hasyrul Hamzah; Riska Zain

Dear Author(s),

Thanks for submission of your article. You have following comments from Resubmission of article for your submitted article titled "**VARIATION OF DETERMINATION GLYCEMIC INDEX OF BANA'S TUBER OF AMBON (Musa paradisiaca var. sapientum), KEPOK BANANA (Musa paradisiaca var. formatypica) AND RAJA BANANA (Musa paradisiaca var. raja) TO RAT (Rattus norvegicus)**"

Date: DD-Jan-YYYY, 06:13 PM

COMMENTS:

Dear Author, PI Resubmit the article after making following corrections. • The Ref no. are not mentioned serially in text.(1 , 2 , 3 , 5) Thanks Editor

Please Login to account from which you have submitted the article for more details. ([Click Here to Login Now.](#))

Thank you.

Editor

This is auto generated mail. Please do not reply.



Regarding submission of final version of article. Inbox x



Anvpublications@anvpublication.org
to syamsurisyakri@gmail.com, me ▾

Mon, Jan 17, 2022, 5:47 PM ☆ 😊 ↶ ⋮

Research Journal of Pharmacy and Technology

Paper ID: 2141707403422296 Date of Submission: 17-Apr-2021

Paper Title: **VARIATION OF DETERMINATION GLYCEMIC INDEX OF BANA'S TUBER OF AMBON (Musa paradisiaca var. sapientum), KEPOK BANANA (Musa paradisiaca var. formatypica) AND RAJA BANANA (Musa paradisiaca var. raja) TO RAT (Rattus norvegicus)**

Authors: Syamsuri Syakri; Surya Ningsih; Hasyrul Hamzah; Riska Zain

Dear Author(s),

Editorial board has considered your article titled "**VARIATION OF DETERMINATION GLYCEMIC INDEX OF BANA'S TUBER OF AMBON (Musa paradisiaca var. sapientum), KEPOK BANANA (Musa paradisiaca var. formatypica) AND RAJA BANANA (Musa paradisiaca var. raja) TO RAT (Rattus norvegicus)**". for publication in Year : 2022 , Vol : 15 , Issue : 9.You are requested to send the final version of your article by clearly mentioning the *Paper Title* and *Author(s) name, affiliation and email address* in proper sequence.

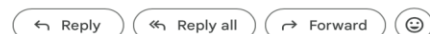
Note:- Please submit the final version of article with in 7 Days.

Please Login to account from which you have submitted the article for more details. (To login now click : http://www.anvpublication.org/Subscribed_User_Login.aspx)

Thank you.

Editor

This is auto generated mail. Please do not reply.



Date: January 17, 2022

Research Journal of Pharmacy and Technology

Paper ID:21417074034222296

Author's Name:Syamsuri Syakri*, Surya Ningsih, Hasyrul Hamzah, Rizka Zain

Paper Title: Variation Of Determination Glycemic Index Of Bana's Tuber Of Ambon (Musa Paradisiaca var.sapientum), Kepok Banana (Musa paradisiaca var.formatypica) and Raja Banana (Musa paradisiaca var.raja) to Rat (Rattus norvegicus).



Acceptance of Manuscript

With reference to your article titled '**Variation Of Determination Glycemic Index Of Bana's Tuber Of Ambon (Musa paradisiaca var.sapientum), Kepok Banana (Musa paradisiaca var.formatypica) and Raja Banana (Musa paradisiaca var.raja) to Rat (Rattus norvegicus)**' Author by **Syamsuri Syakri*, Surya Ningsih, Hasyrul Hamzah, Rizka Zain**. We wish to bring to your kind notice the following:

- We acknowledge the receipt of the above mentioned article.

The above mentioned article has been sent to the reviewer of expert comments.

The above mentioned article have been accepted for publication in Year : 2022 , Vol : 15 , Issue : 9 of the journal.

Thanking you for submission of manuscript.

Yours sincerely.



Sr. Baharwal
Editor in Chief

Note: -

1. To verify the originality of this certificate please visit the following link:

http://www.aavpublication.org/Download_Acceptance.aspx?PID=21417074034222296

PRINT

← [Icons] 49 of many < >

Regarding Publication of your Article. Inbox x ✕ 🖨 📧

A Anvpublications@anvpublication.org Thu, Nov 17, 2022, 8:30 PM ☆ 😊 ↶ ⋮
 to syamsurisyakri@gmail.com.; me ▾

Research Journal of Pharmacy and Technology

Temporary Paper ID: 21417074034222296 Date of Submission: 17-Apr-2021

Paper Title: **VARIATION OF DETERMINATION GLYCEMIC INDEX OF BANA'S TUBER OF AMBON (Musa paradisiaca var. sapientum), KEPOK BANANA (Musa paradisiaca var. formatypica) AND RAJA BANANA (Musa paradisiaca var. raja) TO RAT (Rattus norvegicus)**

Authors: Syamsuri Syakri; Surya Ningsih; Hasyrul Hamzah; Riska Zain

Dear Author(s),
 Regards,

Thanks for submission of paper at enlisted journals of 'A & V Publications'. It is our great pleasure to inform you that your manuscript titled: "VARIATION OF DETERMINATION GLYCEMIC INDEX OF BANA'S TUBER OF AMBON (MUSA PARADISIACA VAR. SAPIENTUM), KEPOK BANANA (MUSA PARADISIACA VAR. FORMATYPICA) AND RAJA BANANA (MUSA PARADISIACA VAR. RAJA) TO RAT (RATTUS NORVEGICUS)" has been published in **VOLUME - 15, ISSUE - 9** of **Research Journal of Pharmacy and Technology**. with published paper ID : 2022-15-9-35.

You can now download the e-Certificate for individual authors by logging in to your registered account from which you have submitted the article. You can also download the e-Certificate by clicking on the following links:

[Click Here to Download e-Certificate for Syamsuri Syakri](#)

[Click Here to Download e-Certificate for Surya Ningsih](#)

[Click Here to Download e-Certificate for Hasyrul Hamzah](#)

[Click Here to Download e-Certificate for Riska Zain](#)

Please Login to account from which you have submitted the article for more details. ([Click Here to Login Now](#))

We hope the submission of manuscript in future too.
 Thank you.

Editor

This is auto generated mail. Please do not reply.

E-ISSN: 0974-360X P-ISSN: 0974-3618

CERTIFICATE

This is to certify that paper entitled '**Variation of Determiation Glycemic Index of Banana's Tuber of Ambon (Musa paradisiaca var. sapientum), Kepok Banana (Musa paradisiaca var. formatypica) and Raja Banana (Musa paradisiaca var. raja) to Rat (Rattus norvegicus)**' author by **Syamsuri Syakri** has been published in **Research Journal of Pharmacy and Technology**, Volume - 15 Issue - 9, pages 4029-4032.

The paper has been published after getting reviewed by reviewers.

The journal is indexed in ISA: Indian Science Abstracts, CAS: Chemical Abstracts Service (CAS), CAB:Abstract, Google Scholar, Scopus, Pro Quest Central, Gale Group Inc. USA, Indian Cition Index.

Daharwal
Editor-in-Chief
 Dr. (Mrs.) Monika S. Daharwal




www.rjptonline.org
dslsd


www.ajrconline.org


www.anvpublication.org


www.asianpharmaonline.org


www.enggresearch.net

- Note: -**
1. This certificate is valid only with availability of online published manuscript in the respective Journal, Volume and Issue.
 2. To verify the originality of this certificate please visit the following link:
http://www.anvpublication.org/Download_E_Certificate.aspx?PID=21417074034222296&Author=Syamsuri Syakri

RESEARCH ARTICLE

Variation of Determination Glycemic Index of Banana's Tuber of Ambon (*Musa paradisiaca* var. *sapientum*), Kepok Banana (*Musa paradisiaca* var. *formatypica*) and Raja Banana (*Musa paradisiaca* var. *raja*) to Rat (*Rattus norvegicus*)

Syamsuri Syakri^{1*}, Surya Ningsi¹, Hasyrul Hamzah², Riska Zain¹

¹Department of Pharmacy, Faculty of Medicine and Health Sciences,
Universitas Islam Negeri Alauddin Makassar, Indonesia.

²Faculty of Pharmacy, Universitas Muhammadiyah Kalimantan Timur, Samarinda,
Kalimantan Timur 75124, Indonesia.

*Corresponding Author E-mail: syamsurisyakri@gmail.com

ABSTRACT:

The utilization of banana's tuber was considering the nutritional content of banana's tuber is quite high. This study aims to determine that glycemic index (GI) varieties of banana tuber given orally in rat. Banana tubers examined, among others, parasites banana ambon (*Musa paradisiaca* var. *sapientum*), kepok (*Musa paradisiaca* var. *formatypica*) and raja (*Musa paradisiaca* var. *raja*). Rats are grouped into 5 groups and each grup had 3 rats. The banana's tuber is given in the form of flour suspended into 0,1% NaCMC with a dose of 2,5g/kgBW, a positive control of glucose oral dose 2,5g/kgBW. Blood sampling of test animals at hour 0 (before administration of test or control compounds); 0,5;1 and 2 hours after administration of the test compounds. The blood serum is then determined glucose level using glucometer. The data in the blood glucose leve; of the test versus time animal were analyzed into Area Under Curve (AUC) glucose versus AUC (0-2 hours). The calculation of GI is done by comparing AUC (0-2 hours) of test compound to AUC (0-2 hours) glucose. The results showed that the three varieties of banana tuber had low GI values, were Ambon's banana's tuber had a glycemic index amount 32,5; Kepok's banana tuber had GI amount 25,5 and Raja's banana tuber had GI amount 45,6.

KEYWORDS: Glycemic Index, flour banana's tuber, blood glucose, white mice, AUC.

INTRODUCTION:

Degenerative diseases in Indonesia currently increasing. This matter due to food consumption patterns and people's lifestyle is not good. These degenerative diseases, among others coronary heart disease, hypertension, cancer, and diabetes mellitus. Research epidemiology in Indonesia shows that the prevalence of diabetes mellitus reaching 1.5 - 2.3% of the total population^{1,21}.

One way of prevention diabetes mellitus and obesity is by consumption selection the right food. Multiple products food has an active component beneficial to health. Food these are classified as functional foods. Functional food that is suitable for applied to diabetics mellitus and obesity are having low glycemic index.

Currently the use of IG is not the only limited to diabetics, will but also used in pattern selection healthy eating, reduction process weight, and in other processes for managing degenerative diseases. Food which raises blood glucose levels quickly, has a high Glycemic indekx value (>70). High Glycemic index carbohydrates show that these carbohydrates experience rapid digestion and absorbed in the digestive tract in large quantities so that it is reflected of increased blood glucose levels sudden increase followed by insulin rapidly^{3,4}. In diabetics mellitus is recommended to consume low GI foods. Some fruit that falls into the

index category low glycemic load are apples, durian, mango. Banana Weevil has the potential has a low glycemic index value. Quite high in fiber content banana weevil allows things this happens, due to dietary fiber plays an important role in the low index glycemic. In its whole form, fiber can slow down the rate of food inside digestive tract as well as inhibit enzymes so that the digestive process to slow and blood glucose response will be lower⁵. The glycemic index of the three banana weevils still needs to be proven, therefore conducted research regarding the determination glycemic index of Ambon banana weevil, kepok and raja on the white mouse (*Rattus norvegicus*). The purpose of this research is to know the value and category of the index the glycemic load of the three types of banana weevils.

MATERIALS AND METHODS:

Materials:

Materials used in this study are banana weevils Ambon, Kepok and Raja obtained in the area of Soppeng, South Sulawesi, Aquadest, 70% alcohol, glucose, NaCMC and sodium bisulfite, glucometer strip.

Equipment:

Equipment used on this research includes equipment in making banana weevil flour, namely oven, blender, basin, knife, glass jar, 60 sieve nets (provided at Pharmacy Faculty of Pharmacy Laboratory Health Poltekes of the Makassar Ministry of Health). The tools used in the manufacture suspension of banana weevil, namely beaker, stir bar, magnet mixer, analytical balance, horn spoon, mortar pestle, porcelain and glass dishes measuring. Tools used in induction and grade measurement rat's blood sugar is razor blade, stopwatch, glucometer, spout 1ml and 5ml. While tools used in laboratory animals including animal cages, rat pacifiers, rang mice and animal support tools other.

Methods:

This research is a quantitative research. Mice are divided into five treatment groups (n = 3). Three groups were given a variant of the suspension type banana weevil with the same dose (2.5g/kgBW). K1 is given a suspension Ambon banana hump, K2 was given a suspension of Kepok banana hump and K3 given the plantain weevil suspension. Two groups as positive control namely K4 is given glucose at the same dose the same and K5 as a negative control ie administration of 0.1% NaCMC suspension. Determination of the dosage of banana weevil flour based on estimated consumption flour by humans in a day converted to the dose of mice.

Animal Care:

The animal used is a male white mouse totaled 15 tails, aged 2-3 months, weights body (bb) ranges from 200-250g. The mice were adapted for seven days on room with feeding and drinking ad libitum. Making Banana Weevil Flour. Banana weevil cleaned of dirt attached,

washed later cut into thin strips to thickness +0.5cm with a knife, then washed again until it is completely clean, then soaked with sodium bisulfite solution 1000 ppm for 30 minutes, after that drained. Then weighed each 1kg wet banana weevil each (Ambon, Kepok and Raja), then weevil banana dried in the oven for 17 hour at a temperature of 70°C until dry. After it is blended and sieved on mesh 60 until you get banana weevil flour. Treatment of Experimental Animals. Animal fasted for 10 hours (except water), then measured all fasting sugar levels rat. Then the sample is induced according to the treatment of each group of mice. Measured rat glucose levels at 0, 30, 60 and 120 minutes. Measurement of Blood Glucose Levels Rat. Blood is drawn from the end mouse tail by cut a little end of the mouse tail with the scissors that have cleaned with 70% alcohol. Droplets the blood that comes out is then put on on the glucometer strip. Glucose levels the blood will be measured and appear on the screen glucometer after 10 seconds, is stated in mg/dl (Leonardus et al, 2016) [6]. Glycemic Index Determination. Levels blood glucose after weevil administration bananas and glucose at 0, 30, 60 minutes and 120 are shown on the grade graph blood glucose versus time using Ms. Excel. Sample blood glucose level the number of banana weevils is banana weevil blood glucose levels reduced glucose level administration NaCMC 0.1%. After that do calculation of the respective AUC values samples with the Trapezoid Method.

To obtain the value the glycemic index is a banana's tuber by comparing widely Area Under the Curve (AUC) 0-2 banana's tuber with (AUC) 0-2 glucose.

$$IG = \frac{\text{AUC Bananas tuber}}{\text{AUC glucose}} \times 100$$

Description:

IG : glycemic index

AUC : Area Under the Curve

After obtaining a glycemic index value, hereinafter defined categories where low glycemic index ie <55, the glycemic index was ranging between 55-69 and a high IG>70 .

RESULTS:

An understanding of the glycemic index is necessary for healthy people who wish to avoid disease and for patients with DM. The concept of the glycemic index explained that the foodstuffs have a glycemic index value varies influenced by the type, processing methods, content makronutrient, the content of dietary fiber, digestibility of starch, fat and protein, as well as the content of amylose and amylopectin^{7,8,25}. Of all the

components of each of the components have an important effect on glycemic response of a food and all these factors interact in affecting the value of IG^{5,9,22}. Based on the research, profiles of blood glucose test animals by pure glucose showed elevated levels of glucose significantly in the first hour and gradually dropped in the next hour, it indicates that the glucose is absorbed rapidly in the early hours so that the increase blood glucose levels rose significantly, but on the hour to 2 glucose test animals began to fall showed that eliminate glucose in the blood of experimental animals caused by the body's physiological reaction of mice that insulin. In contrast to the banana's tuber samples that did not show a rise in blood glucose levels significantly.

IG value classification is divided into three, namely food with low GI value <55, the IG was around 55-69, and high GI value >70. The calculation result IG glucose obtained in the study indicate 100, mean glucose includes a material having a high glycemic index value. Other banana's tuber studied have low GI values, namely from 25.5 to 45.6. Where, kepok banana's tuber has the lowest GI value is 25.5; raja banana's tuber have the highest GI value is 45.6 and ambon banana's tuber has a GI value of 32.5. Classification of carbohydrates is divided into two namely glycemic carbohydrates and non-glycemic carbohydrate. Where, glycemic carbohydrate is a carbohydrate that can be digested and absorbed in the intestine, whereas non-glycemic carbohydrates are carbohydrates that do not undergo digestion by enzymes that do not experience the absorption in the intestine, but fermented in the large intestine^{10,24}.

Digestion of carbohydrates by amylase is influenced by the structure of the starch granules, one example of starch granules to be digested by pancreatic amylase is starch granules in bananas and potatoes^{11,30}. The shape of the banana's tuber starch granules ovoid (oval) is the same as the form of starch granules banana and plantain flour starch^{12,13}. This suggests that low GI values obtained banana's tuber flour of ambon, kepok and raja caused by the structure of starch granules in the flour so difficult to be digested by digestive enzymes.

The carbohydrates into the body will be broken down into simpler forms (simple sugars). Monosaccharides that enter the blood circulation system will affect blood glucose levels. The amount of glucose in the blood can be determined by measuring glucose levels manually (using tool). The faster the glucose is released, the higher the levels of glucose in the blood, and vice versa. The release of glucose divided into two groups namely material that rapidly releases glucose (glucose available rapidly/RAG) and the slow release of glucose (glucose available slowly/SAG). Based on studies ever

conducted on 39 starch saying that the value of IG associated with SAG (the slow release of glucose)^{14,23}. From the research conducted, the glucose levels rapidly increase shown by the positive control which indicates that the digestion of glucose faster than the third banana's tuber flour so that the levels of glucose circulating in the blood at a relatively high compared to the three samples. Physical activity also affects the response to glucose in the blood. In the physiology of physical exercise increases glucose uptake by muscle compared to hepatic glucose release during exercise¹⁵. In this study, all mice underwent almost the same activity (do not do the treadmill or walking with moderate intensity/high or pool) so glycemic response obtained only reflect the process of digestion and absorption of carbohydrates contained in a variety of banana's tuber flour.

The content of amylose and amylopectin related to the intensity of the IG of a material. Amylose is often used in predicting the rate of starch digestibility. Raw foods have a higher amylose content compared with amylopectin tend to have a low Glycemic index value¹⁶. Higher amylose content causes slower digestion because of the structure of a branched polymer of glucose that is not so much a crystal structure with more extensive hydrogen bonding. The strength of hydrogen bonds in amylose than amylopectin cause difficult hydrolyzed by digestive enzymes^{17,27}. Banana's tuber flour produces a bluish color change after a few drops of iodine solution that is amylose^{18,28}. In this study, it can be said that the amylose content in the banana's tuber third higher than the amylopectin. Another factor affecting the low value of the glycemic index of a food that contains micro- and macronutrients. The content of protein and fat in food will affect the value of its IG. Food with a high fat content tend to slow the rate of gastric emptying so that the rate of digestion of food in the small intestine too slow. Meanwhile, the high levels of the protein thought to stimulate the secretion of insulin^{19,29}, so that glucose in the blood is not excessive and uncontrolled. The presence of the protein content in food will reduce the amount spent from the network to the systemic circulation thereby reducing IG value. Levels of the protein content in banana's tuber, namely 4.34%^{20,26}. However, there has been no research on the protein content of the specific third banana's tuber that has not been established that the low value of the third IG banana's tuber flour is influenced by the levels of protein. IG value is a qualitative overview of the classification of foodstuffs. Do not rule out the possibility there are foodstuffs that have a value equivalent IG/same. Selection of food that will be consumed are not fixated only on the basis of the angle value of IG, but also must consider other nutritional content contained in the food. IG is not the only factor

that pushed for the consumption of healthy food, for low or medium glycemc index food then factor in the macro and micronutrients in the food material also should be considered.

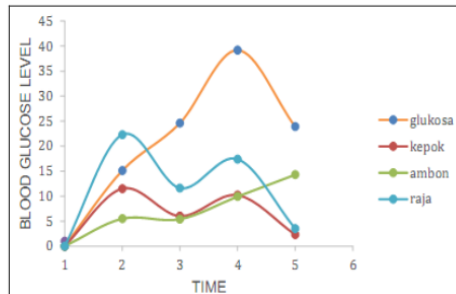


Figure 1. Profile of blood glucose levels (mg/dl) versus time (hours) after administration of 0.1% NaCMC banana hump flour dose 2.5 g/kgBW and glucose 2.5g/kgBW

Table 1. Blood Glucose Levels After Giving Banana's tuber and glucose

Ingredients	Blood glucose (mg/dL) in the minutes				AUC	IG
	0	30	60	120		
Glucose	15.1	24.6	39.2	23.9	57.41	100
Raja	22.3	11.6	17.4	3.5	26.18	45.6
Ambon	5.5	5.4	9.93	14.3	18.66	32.5
Kepok	11.5	6	10.2	2.3	14.66	25.5

CONCLUSIONS :

Glycemc index value of Ambon banana's tuber flour is 32.5; for the banana's tuber flour kepok 25.5; and banana's tuber flour raja is 45.6. The third flour banana's tuber has a low GI value.

REFERENCES:

- Astawan, M and S. Widowati. Evaluation of Nutritional Quality and Sweet Potato Glycemc Index as a Basis for Functional Food Development. RUSNAS Research Report, Bogor. 2006; 83-89
- Margaret, Julia. 2006. Evaluation of Nutritional Quality and Glycemc Index of Fried Processed Products Made from Sweet Potato Flour (Ipomea batatas L.) Clones BB00102.10 [Thesis]. Bogor. FTP IPB. 2006; Pg 1
- Campbell, B. Glycemc Load Vs Glycemc Index, Paper of National Strength & Conditioning Association. 2010; 1-5.
- Ika Puspita, Lukitaningsih E, Rumiayati, Irfan Muris. Glycemc Index of Uwi, Gadung and Taro Given to Rats. Tred Med J. 2013; 18(3), p. 127-131
- Abdullah Bin Arif, Agus Budiyanto, Hoeruddin. Glycemc Index Value of Food Products and Factors That Influence It. J. R & D Pert. 2013; 32(3): 91-99
- Leonardus B.A. Prakoso, Christi Mambo, Mona P. Wowor. Test the Effect of Okra (Abelmoschus esculentus) Fruit Extract on Blood Glucose Levels in Alloxan Induced Wistar (Rattus norvegicus) Rats. J e-Biomedicine. 2016; 4(2): July – December
- Ragnhild, A.L., N.L.Asp, M.Axelsen, and A. Raben. The Relevance of the Glycemc Index to Health, Dietary Recommendations and Nutrition Labels. Scandinavian J. Nutr. 2004; 48(2): 84-94
- Foresters and A. Siagian. Food Glycemc Index: Easy Ways to Choose Healthy Foods. Jakarta: Self-help Disseminator. 2004; p. 97-99
- Widowati, S. Utilization of The Green Extract (Camellia sinensis O.. Kuntze) in the Development of Functional Rice for Diabetes Mellitus Patients [Dissertation]. Bogor: Graduate School of IPB. 2007; p. 128
- Livesley, G. Low Carbohydrate Tolerance: an overview, Br. J. Nutr. 2001. 85: Suppl S7-S16
- Gallant, D.J., Bouchet, B., Buleon, A. & Perez, S. Physical Characteristics

- of Starch Granules and Susceptibility to Enzymatic Degradation. eur. J.klin. nutrition 1992; 46(2): 3-16
- Saragih's Christmas. Quality Analysis of Banana Weevil Flour From Various Varieties And Different Harvest Ages. TIBBS Journal of Food and Clothing Industry Technology 2013; 9(1): 22-29
- Rudito, A., Syaqui, E., Obeth W., Yuli. Characteristics of Chemically Modified Banana Hump Starch as Alternative Food Ingredients. Proceedings of the National Seminar on Industrialization and Commercialization of Local Food Products in Supporting Diversity and Food Security, Faculty of Agriculture, Mulawarman University, Samarinda 20 April 2010; 22
- Hoerudin. Fruit Glycemc Index and Its Implications in Controlling Blood Glucose Levels. Agricultural Postharvest Technology Bulletin. 2012; 8(2): 81
- Lukman Fauzi. Walking Intensity Against Blood Glucose Levels. Yogyakarta Public Health Journal (KESMAS). 2013; 8(2): 106-112
- Elis Septianingrum, Liyanan, Bram Kusbiantoro. Rice Glycemc Index Review: influencing factors and their relationship to body health. Cikampek Health Journal. 2016; 1(1): 1-9
- Behall, K.M. and J. Hallfrisch. Plasma Glucose and Decreased Insulin after Consumption of Bread with Variations in Amylose Content. eur. J.klin. nutrition 2002; 56(9): 913-920
- Herawati, H. Foodstuff Production Process Technology from Modified Tapioca. Agricultural Research and Development Journal. 2012; 31(2): 4-8
- Jenkins, D.J.A., T.M.S. Wolever, R.H. Taylor, H. Barker, H. Fielden, J.M. Baldwin, A.C. Bowling, H.C. Newman, A.L. Jenkins, and D.V. Goff. Food Glycemc Index: Physiological Basis for Carbohydrate Exchange. I. J.klin. nutrition 1981; 34:362-366
- Sukasa, I.M., Antara N.S., and Suter, I.K. Effect of Fermentation Time on Banana Weevil Media on Glucoamylase Activity of Aspergillus niger NRRL A-11. Agricultural Technology Scientific Magazine. 1996; 2(1): 18-20
- Devaliya R. Shirsat M. A Review On Indigenous Medicinal Plants for Diabetes Mellitus. Research Journal of Pharmacy and Technology. 2017; 10(8): 2828-2836. doi.org/10.5958/0974-360X.2017.00499.1
- Bhargava S. Shah M.B. Evaluation of Hypoglycemc Activity of Different Extract of Bombax ceiba L. Leaves. Research Journal of Pharmacy and Technology. 2016; 9(3): 205-208. doi.org/ 10.5958/0974-360X.2016.00036.6
- T. P. Nimbekar, P. P. Katolkar, and A. T. Patil. Effects Of Manilkara Hexandra On Blood Glucose Levels Of Normal And Alloxan Induced Diabetic Rats. Research Journal of Pharmacy and Technology. 2012; 5(3). 367-368.
- Nikhat F. Satyanarayana D. Sheikh A.S. Prajakta H. Ajaj A. Formulation and Development of Mouth Dissolving Tablets of Isolated Molecules and Evaluation for Anti-Hyperglycemc Activity. Research Journal of Pharmacy and Technology. 2014; 7(3). 275-283.
- Pandian R Suja. Ramalingam M. Consequences of Physical Activity on the Markers of Glycemc Status among Type 2 Diabetic Subjects. Research Journal of Pharmacy and Technology. 2012; 5(11). 1413-1416.
- Khatib N.A. Patil P.A. Evaluation of Garcinia indica Whole Fruit Extracts For Hypoglycemc Potential in Streptozotocin Induced Hyperglycemc Rats. Research Journal of Pharmacy and Technology. 2011; 4(6). 999-1003.
- Budhwani Ashok K. Shrivastava B. Singhai A.K. Gupta Prashant. Anthyperglycemc Activity Of Ethanolic Extract Of Leaves Of Dioscorea Japonica In STZ-Induced Diabetic Rats. Research Journal of Pharmacy and Technology. 2012; 5(4). 553-557.
- Jain AK. Naveen Sharma. Amit Upadhyay. Ashish Dixit. Hypoglycemc Activity of Curculigo orchoides Gaertn in Normal and Streptozotocin Induced Diabetic Rats. Research Journal of Pharmacy and Technology. 2010; 3(1). 133-135.
- Sanap GS. Sawant VA. Shende VS. Shid SL. Borkar SN. Tarannum S. Dama GY. and Suresh R. Anti-Hyperglycemc and Antioxidant Activities of the Mehari chooram. Research Journal of Pharmacy and Technology. 2010; 3(2). 402-405.
- Sahu, Pradeep. Anindh Sharma and Tanushree Chatterjee. Natural Products with Potent Hypoglycemc Activity. Research Journal of Pharmacy and Technology. 2010; 3(3). 650-656.

Bukti Artikel Ada Dalam Database Scopus

scopus.com

Source type: Journal

View all documents > set doc...

CiteScore CiteScore rank & t

CiteScore 2022

1.3 = 4,962 Citations 2 3,848 Documents

Calculated on 05 May, 2023

CiteScore rank 2022

Category

Pharmacology, Toxicology and Pharmu

Pharmacology, Toxicology and Pha (miscellaneous)

Medicine

Pharmacology (medical)

View CiteScore methodology > CiteS

About Scopus

What is Scopus

Efficacy of Oral Glucosamine Sulphate and Sulfasalazine combination in the treatment of Osteoarthritis	D'souza M.G., Ramu D., Reddy E.H., (...), Kumar N.S., B S.	2022	Research Journal of Pharmacy and Technology 15(9), pp.4208-4211
Development and Validation of Stability-indicating assay UHPLC Method for Simultaneous analysis of Dolutegravir, Lamivudine and Tenofovir disoproxil fumarate in Bulk and Pharmaceutical Formulation	Thakare B., Mittal A., Charde M., (...), Chandra P., Kadam M.	2022	Research Journal of Pharmacy and Technology 15(9), pp.4061-4066
Synthesis and Characterization of Tetrahydro-Isoquinoline containing Schiff's bases	Roy A., Kumar S., Sharma A.K., Meher B.	2022	Research Journal of Pharmacy and Technology 15(9), pp.4115-4118
Preliminary Pharmacognostical and Phytochemical Evaluation of stem of Cichorium intybus Linn. (Chicory)	Rajkumari, Aeri V., Sharma M.	2022	Research Journal of Pharmacy and Technology 15(9), pp.4078-4082
Variation of Determination Glycemic Index of Banana's Tuber of Ambon (Musa paradisiaca var. sapientum), Kepok Banana (Musa paradisiaca var. formatypica) and Raja Banana (Musa paradisiaca var. raja) to Rat (Rattus norvegicus)	Syakri S., Ningsi S., Hamzah H., Zain R.	2022	Research Journal of Pharmacy and Technology 15(9), pp.4029-4032
Fabrication and Evaluation of Solid Self Emulsifying Drug Delivery System of Dolutegravir sodium by using Adsorption to Solid Carrier Techniques	Deokule H.A., Pimple S.S., Mahajan K.C., Chaudhari P.D.	2022	Research Journal of Pharmacy and Technology 15(9), pp.4158-4165
The Prognostic value of Serum Ferritin in Breast cancer patients	Raya A., Hussein F., Kamis A.	2022	Research Journal of Pharmacy and Technology 15(9), pp.3975-3979
Molecular Analysis of bacteria isolated from the soil for its Potential Agnostic activity	Vinodhini K., Kavitha S., Saranya T., Geethalakshmi K.	2022	Research Journal of Pharmacy and Technology 15(9), pp.4135-4138

Bukti Jurnal Terindeks Scopus



Scopus Preview

Author Search Sources ? [Create account](#) [Sign in](#)

Source details

[Feedback](#)

Research Journal of Pharmacy and Technology

Years currently covered by Scopus: 1997, 2005, from 2011 to 2024

Publisher: A and V Publication

ISSN: 0974-3618 E-ISSN: 0974-360X

Subject area: [Pharmacology, Toxicology and Pharmaceutics: Pharmacology, Toxicology and Pharmaceutics \(miscellaneous\)](#) [Medicine: Pharmacology \(medical\)](#)

Source type: Journal

[View all documents](#) [Set document alert](#) [Save to source list](#)

CiteScore 2023

1.4

SJR 2023

0.266

SNIP 2023

0.620

[CiteScore](#) [CiteScore rank & trend](#) [Scopus content coverage](#)

CiteScore 2023

$$1.4 = \frac{5.694 \text{ Citations } 2020 - 2023}{4.021 \text{ Documents } 2020 - 2023}$$

Calculated on 05 May, 2024

CiteScoreTracker 2024

$$1.2 = \frac{4.187 \text{ Citations to date}}{3.390 \text{ Documents to date}}$$

Last updated on 05 August, 2024 • Updated monthly

CiteScore rank 2023

Category	Rank	Percentile
Pharmacology, Toxicology and Pharmaceutics		
Pharmacology, Toxicology and Pharmaceutics (miscellaneous)	#22/43	50th
Medicine		
Pharmacology (medical)	#203/272	25th

[View CiteScore methodology](#) [CiteScore FAQ](#) [Add CiteScore to your site](#)

[About Scopus](#)

[Language](#)

[Customer Service](#)

Bukti Jurnal Terindeks Scopus Q2 Pada Scimago

The screenshot displays the Scimagojr.com interface. The top-left chart, titled "Documents cited by public policy (Overton)", shows a flat line at zero from 1999 to 2023. The top-right chart, titled "Documents related to SDGs (UN)", shows a line graph with data points for 2018 (approx. 310), 2019 (approx. 300), 2020 (approx. 280), 2021 (approx. 380), 2022 (approx. 330), and 2023 (approx. 370). The bottom-left section features a widget for the "Research Journal of Pharmacy and Technology", highlighting its Q2 status in Pharmacology, Toxicology and Pharmaceutics, and an SJR 2023 score of 0.27. The bottom-right section is a promotional banner for "SCImago Graphica" with an image of a computer monitor displaying a network graph.

Documents cited by public policy (Overton)

Documents related to SDGs (UN)

Research Journal of Pharmacy and Technology

Q2 Pharmacology, Toxicology and Pharmaceutics... best quartile

SJR 2023 0.27

powered by scimagojr.com

Show this widget in your own website

Just copy the code below and paste within your html code:

```
<a href="https://www.scimagojr.com/"
```

SCImago Graphica

Explore, visually communicate and make sense of data with our **new data visualization tool**.