



Syarfaini Suyuti <syarfaini.suyuti@uin-alauddin.ac.id>

Hemos iniciado la producción de su artículo [ENFCLI_1908] para Enfermería Clínica

1 message

S.Yadav1@elsevier.com <S.Yadav1@elsevier.com>

Thu, Sep 30, 2021 at 8:53 PM

To: syarfaini.suyuti@uin-alauddin.ac.id

Nuestra referencia: ENFCLI 1908
Referencia del artículo:
Título del artículo: The effect of substituting carrots into tempeh brownies on the intake of protein energy deficiency in Indonesia
Se publicará en: Enfermería Clínica

Estimado/a Dr. Syarfaini:

Gracias por elegir publicar en Enfermería Clínica. Por favor, lea este mensaje detenidamente ya que contiene información importante.

FINALIZAR LA PUBLICACIÓN DE SU ARTÍCULO:

Nos esforzamos al máximo para publicar los artículos de nuestros autores con la mayor rapidez y eficiencia posible y, por tanto, ya hemos iniciado el proceso de producción de su artículo aceptado. Para asegurar que su artículo se publica de acuerdo a sus deseos, por favor, complete los formularios que encontrará aquí:

<http://authors.elsevier.com/authorforms/ENFCLI1908/b74416b0d9cff4346e79bf384bd75fc0>

Si este enlace no funciona copie la dirección URL completa en su navegador. Tenga en cuenta que es posible que la dirección ocupe varias líneas en este mensaje. Tendrá que acceder con la contraseña de su Elsevier Profile, que debió crear en el momento en que envió su artículo.

REVISE SUS DATOS DE CONTACTO:

Por favor, revise los siguientes datos de contacto para que podamos ponernos en contacto con usted si es necesario:

Dr. Syarfaini Syarfaini
Indonesia
Teléfono: not available
Fax: not available
Correo electrónico: syarfaini.suyuti@uin-alauddin.ac.id

SU NÚMERO DE REFERENCIA:

Por último, para que podamos ofrecerle el mejor servicio, tome nota del número de referencia de su artículo (ENFCLI 1908) e inclúyalo en todos sus mensajes cuando contacte con nosotros.

Muchas gracias por su colaboración. Por favor, no dude en ponerse en contacto con nosotros si tiene alguna consulta.

Atentamente,

Mr Sachin Sachin
Data Administrator
Elsevier
Correo electrónico: S.Yadav1@elsevier.com

¿TIENE ALGUNA PREGUNTA O NECESITA AYUDA?

Para obtener más ayuda, visite nuestra página de Customer Support, donde puede buscar soluciones a una gran

variedad de temas y encontrar respuesta a las preguntas más frecuentes (página web en inglés con una selección de artículos en español). También puede contactar con nuestro equipo de Atención al Cliente por teléfono o por correo electrónico (en español: de lunes a viernes de 09:00 a 17:00 GMT; en inglés: de lunes a viernes, las 24 horas) y 24/7 a través del chat en vivo (solo en inglés).

Puede empezar aquí (página web en inglés): <http://service.elsevier.com/app/home/supporthub/publishing>

Copyright © 2018 Elsevier B.V. | Privacy Policy <http://www.elsevier.com/privacypolicy>

Elsevier Limited, The Boulevard, Langford Lane, Kidlington, Oxford, OX5 1GB, United Kingdom, Registration No. 1982084



Syarfaini Suyuti <syarfaini.suyuti@uin-alauddin.ac.id>

Rights and Access form completed for your article [ENFCLI_1908]

1 message

Elsevier - Author Forms <Article_Status@elsevier.com>
To: syarfaini.suyuti@uin-alauddin.ac.id

Thu, Oct 7, 2021 at 1:56 PM

ELSEVIER

Dear Dr. Syarfaini,

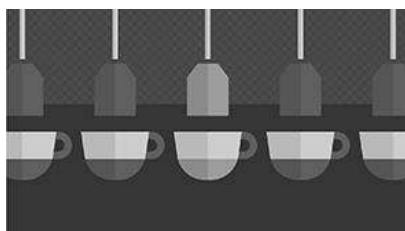

Thank you for completing the Rights and Access Form for your article *The effect of substituting carrots into tempeh brownies on the intake of protein energy deficiency in Indonesia* on October 07, 2021.

The Order Summary is attached to this email.

If you have any questions, please do not hesitate to contact us. To help us assist you, please quote our article reference ENFCLI1908 in all correspondence.

Now that your article has been accepted, you will want to maximize the impact of your work. Elsevier facilitates and encourages authors to share their article responsibly. To learn about the many ways in which you can share your article whilst respecting copyright, visit: www.elsevier.com/sharing-articles.

Kind regards,
Elsevier Researcher Support



Seven strategies for you to create a brand and promote your research

Learn how to give your research the visibility it deserves with these seven strategies.

> [Access module now](#)

Have questions or need assistance?

Please do not reply to this automated message.

For further assistance, please visit our Elsevier Support Center where you search for solutions on a range of topics and find answers to frequently asked questions.

You can also talk to our researcher support team by phone 24 hours a day from Monday-Friday and 24/7 by live chat and email.

© 2021 Elsevier Ltd | [Privacy Policy](http://www.elsevier.com/privacypolicy) <http://www.elsevier.com/privacypolicy>

Elsevier Limited, The Boulevard, Langford Lane, Kidlington, Oxford, OX5 1GB, United Kingdom, Registration No. 1982084. This e-mail has been sent to you from Elsevier Ltd. To ensure delivery to your inbox (not bulk or junk folders), please add article_status@elsevier.com to your address book or safe senders list.



Order Confirmation.html

12K



Syarfaini Suyuti <syarfaini.suyuti@uin-alauddin.ac.id>

Proofs of [ENFCLI_1908]

2 messages

corrections.eses@elsevier.thomsondigital.com <corrections.eses@elsevier.thomsondigital.com>Tue, Oct 12, 2021 at
2:34 AM

To: syarfaini.suyuti@uin-alauddin.ac.id

Cc: p.pau@elsevier.com

P-authorproof-ESES_Eng_v14(a)

PLEASE DO NOT ALTER THE SUBJECT LINE OF THIS E-MAIL

Dear Author

The proof of your article, to be published in ENFERMERÍA CLÍNICA, is attached to this e-mail as a PDF file. Also attached are instructions on the annotation of PDF files (notas.pdf). A 'Query Form' is also included as the front page of the proof, detailing any questions regarding your article that have arisen during the preparation of the proof.

We will do everything possible to get your article published quickly and accurately; to do this we need your cooperation. Please respond promptly (48 hours), even if you have no corrections: the sooner we hear from you, the sooner your corrected article will appear online. Please note that any delay in returning your corrections could result in a delay in publication and that any significant changes to the article as accepted for publication will only be considered at this stage with the permission of the Editor.

Please note that proof corrections can now be annotated on-screen, which allows you to mark directly in the PDF file, and return the marked file as an e-mail attachment. See the attached instructions for further information.

Alternative methods of returning proof corrections:

If you do not wish to use the PDF annotations function, you may list the corrections (including replies to the Query Form) in an e-mail and return them to us using the 'reply' button to this e-mail. Please list your corrections quoting line number.

If, for any reason, this is not possible, mark the corrections and any other comments (including replies to the Query Form) on a printout of your proof and fax this to the number given below, or scan the pages and return them by e-mail.

We prefer to receive your corrections by e-mail or fax so that we can process your article quickly and efficiently. However, if you wish to return your corrections by post then please contact us and we will provide the full postal address.

Please use this proof for checking the typesetting, editing, completeness and correctness of the text, tables and figures.

If you submitted usable colour figures with your article they will appear, at no extra charge, in colour on the web if reproduced in colour in the attached PDF proof of your article. In the printed issue, colour reproduction depends on journal policy and whether or not you agree to bear any costs (not applicable to journals which appear only online). Any 'supplementary' material to your article (i.e., not appearing in print) will be accessible after your corrected article is placed online; such material is not part of the proofing procedure and is therefore not attached here.

Before returning your proof corrections, please ensure that you have answered any questions raised on the Query Form and that you have indicated all corrections: this is the last opportunity to make corrections before the final publication of your article.

Kind regards,

Elsevier

E-mail corrections to: corrections.eses@elsevier.thomsondigital.com

Fax: +34 932 091 136

For further assistance, please visit our customer support site at <http://support.elsevier.com>. Here you can search for solutions on a range of topics. You will also find our 24/7 support contact details should you need any further assistance from one of our customer support representatives.

2 attachments

 **ENFCLI_1908.pdf**
251K

 **p-annotatepdf.pdf**
157K


Syarfaini Suyuti <syarfaini.suyuti@uin-alauddin.ac.id>
To: corrections.eses@elsevier.thomsondigital.com

Tue, Oct 12, 2021 at 7:38 PM

[Quoted text hidden]

 **ENFCLI_1908.pdf**
257K

AUTHOR QUERY FORM

| | | |
|--|-----------------------------|---|
|  ELSEVIER | Journal: ENFCLI | Please e-mail your responses and any corrections to: |
| | Article Number: 1908 | E-mail: |

Dear Author,

Please check your proof carefully and mark all corrections at the appropriate place in the proof (e.g., by using on-screen annotation in the PDF file) or compile them in a separate list. Note: if you opt to annotate the file with software other than Adobe Reader then please also highlight the appropriate place in the PDF file. To ensure fast publication of your paper please return your corrections within 48 hours.

For correction or revision of any artwork, please consult <http://www.elsevier.com/artworkinstructions>.

Any queries or remarks that have arisen during the processing of your manuscript are listed below and highlighted by flags in the proof. Click on the 'Q' link to go to the location in the proof.


| Location in article | Query / Remark: click on the Q link to go Please insert your reply or correction at the corresponding line in the proof |
|----------------------------|--|
| Q1 | Please confirm that given name and surname are correctly identified. The different colors indicate whether tagged as first or last name. Please note that proper identification is key for correct indexing of the article. |
| Q2 | Correctly acknowledging the primary funders and grant IDs of your research is important to ensure compliance with funder policies. We could not find any acknowledgment of funding sources in your text. Is this correct? <div style="border: 1px solid black; padding: 5px; margin-top: 10px;"> Please check this box or indicate your approval if you have no corrections to make to the PDF file <input type="checkbox"/> </div> |

Thank you for your assistance.



Enfermería Clínica

www.elsevier.es/enfermeriaclinica



ORIGINAL ARTICLE

The effect of substituting carrots into tempeh brownies on the intake of protein energy deficiency in Indonesia

Syarfaini*, Sukfitrianty Syahrir, Nildawati, Fatmawaty Mallapiang, Surahmawati, Uswatun Hasanah

Department of Public Health, Faculty of Medicine and Health Sciences, Universitas Islam Negeri Alauddin, Makassar 92113, Indonesia

Received 4 January 2021; accepted 19 July 2021

KEYWORDS

Protein energy
undernutrition;
Carrot substituted
(*Daucus carota* L.);
Tempeh brownies

Abstract

Objective: This research investigates the use of carrot (*Daucus carota* L.) to substitute tempeh as the main ingredient of tempeh brownies and its efficacy in changing the nutritional status of students with PEU.

Methods: Quasi-experimental method, non-randomized control group pretest research design. The samples consist of 22 students who were selected using purposive sampling technique (case and control).

Results: The energy intake of case group is 91.94 kcal ($p = 0.005$) while the one in control group is 80.6 kcal ($p = 0.005$). The protein intakes of case group and control group are 7.55 g ($p = 0.010$) and 6.95 g ($p = 0.038$) respectively. The findings also reveal that the body weight in case groups is 0.99 kg ($p = 0.000$) in the control group is 0.57 kg ($p = 0.000$).

Conclusions: There is an effect of giving carrot tempeh brownies (*D. carota* L.) to changes in energy intake and protein intake in students lacking in protein energy.

© 2021 Elsevier España, S.L.U. All rights reserved.

Introduction

Protein energy deficiency (PEM) is one of the nutritional disorders that is important for Indonesia and for developing countries in Asia, Africa, Central America and South America.¹ Children's protein needs include maintenance of tissues, changes in body composition and formation of new tissue. Protein requirements for growth are estimated to range from 1 to 4g/kg in addition to body tissue.^{2–5}

Peer-review process of the 3rd International Nursing & Health Sciences Students & Health Care Professionals Conference (INHSP) 2019 is under the responsibility of the scientific committee of the 3rd International Nursing & Health Sciences Students & Health Care Professionals Conference (INHSP).

* Corresponding author.

E-mail addresses: syarfaini.suyuti@uin-alauddin.ac.id, pmc@agri.unhas.ac.id (Syarfaini).

<https://doi.org/10.1016/j.enfcli.2021.09.005>

1130-8621/© 2021 Elsevier España, S.L.U. All rights reserved.

Please cite this article as: Syarfaini, S. Syahrir, Nildawati et al., The effect of substituting carrots into tempeh brownies on the intake of protein energy deficiency in Indonesia, *Enfermería Clínica*, <https://doi.org/10.1016/j.enfcli.2021.09.005>

World Health Organization (WHO) in 2015 reported that the prevalence of carelessness in children around the world was around 14.3% with the number of children experiencing carping as much as 95.2 million children.⁶ Trends in nutritional problems in Indonesia based on the results of monitoring nutritional status from 2015 to 2017 tend to decrease.⁷ In the category of malnutrition (BB/U) there were 18.8% (2015), 17.8% (2016) and 17.9% (2017).⁸ Optimal child growth and development depends on the provision of nutrients with good and correct quality and quantity.^{9,10}

Based on the results of Riskesdas in 2010, the nutritional status of children aged 6–12 years (BMI/U) in Indonesia with a thin prevalence of 12.2% consisted of 4.6% very thin and 7.6% thin.^{11–14} While the results of Riskesdas in 2013, it is known that the prevalence of malnutrition in the national thin category (BMI/U) aged 5–12 years is 11.2% consisting of 4% very thin and 7.2% thin.^{15,16} South Sulawesi is one of the provinces in Indonesia which has nutritional problems in children aged 5–12 years. Based on the 2016 Nutrition Status Monitoring (PSG) results in South Sulawesi Province for the category of school children aged 5–12 years (BMI/U) it was found to be very thin 2% and 9.4% thin while in 2017 it decreased for the category of very thin school children to 1.7% and thin 7.1%.^{8,17,18} Based on the results of monitoring the nutritional status of the Ministry of Health in 2017 in Gowa, it is known that the nutritional status of children aged 5–18 (BMI/U) years is the prevalence of very thin and thin 10.1%.¹⁵ Nutritional status of children aged 5–18 years according to BMI/U for the prevalence of very thin and thin in Gowa Regency is ranked eighth.¹⁹

This is consistent with the results of monitoring the nutritional status of the Ministry of Health in 2017 the highest is Palopo (15.3%), Maros (13.4%), Barru (12.6%), Bulukumba (11.9%), Sidrap (11.9%), Jenepono (10.9%), Sinjai (10.6%), Gowa (10.1%), Selayar (9.9%) and Pangkep (9.2%).¹⁶ The basic ingredients used during the intervention are tempeh made from grains and carrots from vegetables. Tempe is one of the foods with good nutrition and is fairly cheap but has many health benefits. Tempe is a perishable food ingredient, so to improve the durability, diversity and attractiveness of consumers, modifications are needed to the food ingredients. Besides tempeh has a distinctive taste because of the fermentation process so to modify the food ingredients need additions such as carrots that have attractive colors and sweet taste.^{17,20,21}

Methods

Research location

This research was conducted on a number of students in grades I-III aged 7–9 years who experienced a lack of protein nutritional status in SD Inpres Bakung, Gowa Regency. This study used a Quasi Experiment study, a non-randomized control group pretest design with a sampling method that is purposive sampling, aimed to determine the effect of giving carrot tempeh brownies (*Daucus carota L.*) to the intake of students lacking in protein energy in SD Inpres Bakung, Gowa Regency. Samples that met the inclusion and exclusion criteria were 22 students who were divided into 2 groups namely cases and controls.

Types and sources of data

Primary data obtained through direct observation on the research object that is doing anthropometric measurements based on BB/U include weight measurements of the research object and interviews to determine food intake in the sample using 24-h recall. Secondary Data Obtained through library research, research journals, relevant literature books, reports and related agencies.

Data collection techniques

This method starts with a 24-h food recall from the respondent waking up yesterday morning until the night's sleep rest or can also be started from the time when the interview was carried out backwards to 24 h full with the help of photographs of food based on household size (URT) to facilitate the respondent considering the size/portion of food that has been used for the past 24h. Then use the 24-h food recall form to find out energy and protein consumption. The recall results were then calculated with the help of the 2007 Nutry Survey computer software and then calculated with the Nutrition Adequacy Rate (RDA) of children aged 7–9 years and the level of respondents' consumption of the RDA. Furthermore, to monitor the consumption of tempeh brownies and carrot tempeh brownies (*D. carota L.*) on respondents. Monitoring brownie consumption is done by weighing the remaining brownies consumed by respondents using digital food scales. Then do a digital weight weighing to measure the weight of the sample (with a capacity of 150 kg with an accuracy of 0.1 kg).

Result

Table 1 shows the highest age group in the case group is 7 years old by 8 respondents (72.7%) and the lowest is the age of 9 years with 1 respondent (9.1%) while the highest control group was 7 years old with 7 respondents (63.6%) and the lowest was 8 and 9 years old with 2 respondents (18.2%) respectively. The sex in the highest case group was 8 respondents (72.7%) and the lowest was 3 respondents (27.3%) while the highest control group was 7 respondents (63.6%) women and the lowest was male with 4 respondents (36.4%). Class levels in the case group were 8 respondents (72.7%) class II and 3 respondents (27.3%) class III while the highest control group was class I as many as 5 respondents (45.5%) and the lowest was class II as much 2 respondents (18.2%).

Table 2 shows the average energy intake and protein intake of the respondents before the intervention obtained Independent Test t-test results on each variable. In the variable energy intake ($p=0.027$) and protein intake ($p=0.044$) p values <0.05 were concluded "statistically there are differences in the mean of energy intake and protein intake between the case group and the control group before the intervention". Based on the average energy intake and protein intake of the respondents after the intervention the Independent Test t-test results were obtained for each variable. On the variable energy intake ($p=0.026$) and protein intake ($p=0.020$).

Table 1 Characteristics of respondents the effect of giving carrot substitute brownies (*Daucus carota* L.) brownies against student intake of protein-less energy.

| Characteristics of respondents | Case | | Control | |
|------------------------------------|--------|------|---------|------|
| | N | % | N | % |
| Age | | | | |
| 7 years | 8 | 72.7 | 7 | 63.6 |
| 8 years | 2 | 18.2 | 2 | 18.2 |
| 9 years | 1 | 9.1 | 2 | 18 |
| Gender | | | | |
| Women | 3 | 27.3 | 7 | 63.6 |
| Men | 8 | 72.3 | 4 | 36.4 |
| Grade level | | | | |
| Class I | 0 | 0 | 5 | 45.5 |
| Class II | 8 | 72.7 | 2 | 18.2 |
| Class III | 3 | 27.3 | 4 | 36.3 |
| Fathers occupation | | | | |
| Laborers | 5 | 45.5 | 7 | 63.6 |
| General employees | 1 | 9.1 | 2 | 18.2 |
| Furniture work | 1 | 9.1 | 0 | 0 |
| TV service | 1 | 9.1 | 0 | 0 |
| PLN | 1 | 9.1 | 0 | 0 |
| Driver | 1 | 9.1 | 0 | 0 |
| Entrepreneur | 1 | 9.1 | 2 | 18.2 |
| Mothers job | | | | |
| Housewife | 11 | 100 | 10 | 90.9 |
| Entrepreneur | 0 | 0 | 1 | 9.1 |
| Total product consumption | | | | |
| Consumed | 3870.7 | 70.9 | 3655.5 | 67 |
| Not consumed | 1589.3 | 29.1 | 1804.5 | 33 |
| Average product consumption | | | | |
| Consumed | 148.9 | 70.9 | 140.6 | 67 |
| Not consumed | 61.1 | 29.1 | 69.4 | 33 |

Source: Primary Data, 2019.

Table 2 Univariate analysis based on average energy intake and protein intake of respondents before and after intervention.

| Average intake | Case group | Control group | Independent t-test |
|--|------------|---------------|--------------------|
| Before intervention energy intake (kcal) | 833.93 | 687.32 | 0.027 |
| Protein intake (g) | 34.06 | 25.45 | 0.044 |
| After intervention energy intake (kcal) | 925.88 | 767.92 | 0.026 |
| Protein intake (g) | 41.61 | 32.4 | 0.020 |

Source: Primary Data, 2019.

Table 3 Bivariate analysis based on average changes in energy intake and protein intake case group and control group before and after intervention.

| Intake | Intake mean | | Mean (difference) | Paired t-test |
|--------------------|-------------|--------|-------------------|---------------|
| | Before | After | | |
| Energy case group | 833.92 | 925.88 | 91.94 | 0.005 |
| Control group | 687.32 | 767.92 | 80.6 | 0.005 |
| Protein case group | 34.06 | 41.61 | 7.55 | 0.010 |
| Control group | 25.45 | 32.4 | 6.95 | 0.038 |

Source: Primary Data, 2019.

147 **Table 3** shows on the average change in energy intake and
148 protein intake in the case group and the control group before
149 and after the intervention. Energy intake in the case group
150 obtained p value = 0.005 and the control group obtained p
151 value = 0.005 which is smaller than the value of $\alpha = 0.05$, the
152 results obtained that there is the effect of intervention on
153 increasing energy intake in each group. In the case group,
154 the average increase in energy intake was 91.94kcal and
155 in the control group the average increase in energy intake
156 was 80.6kcal. Protein intake in the case group obtained p
157 value = 0.010 and the control group obtained p value = 0.038
158 which is smaller than the value of $\alpha = 0.05$, the results
159 obtained that there is an intervention effect on increasing
160 protein intake in each group. In the case group, the aver-
161 age increase in protein intake was 7.55g and in the control
162 group the average increase in protein intake was 6.95kcal
163 (Primary Data, 2019).

164 Discussion

165 Both intervention groups experienced an increase in energy
166 intake but a significant increase in energy intake occurred in
167 the case group with an average difference in energy intake
168 of 91.94kcal while in the control group showed an average
169 difference in energy intake of 80.6kcal The difference
170 in respondent's energy intake between the case and con-
171 trol groups was due to the different nutrients contained in
172 both of them that affected the metabolic process and the
173 nutritional content of tempe brownies and carrot tempeh
174 brownies (*D. carota* L.) given to each different group. The
175 lack of product intake in the control group was due to intake
176 based on organoleptic test results conducted by Isma (2016),
177 tempeh brownies (1:0) had lower organoleptic values than
178 carrot tempeh brownies in terms of color, aroma, texture
179 and taste. Although there was an increase in energy and pro-
180 tein intake in the case and control groups, this amount was
181 still less than the energy requirements in accordance with
182 the 2013 AKG.¹⁷ This can be seen in the energy consump-
183 tion of case group respondents and the control group in the
184 average energy intake before and after the intervention, but
185 not significant increase because both the case group and the
186 control group prefer outside snacks and consume less rice,
187 some respondents did not spend the brownies given because
188 of the taste of the brownies so that the recommended energy
189 intake based on the RDA was insufficient even still far from
190 the required RDA. However, students prefer to consume car-
191 rot tempeh brownies given instead of tempeh brownies. This
192 is what makes the students' body weight lacking in protein
193 energy both in the case group and the control group only
194 slightly increases and the nutritional status of malnutrition
195 into good nutrition is also slightly.

196 Conclusion

197 The results showed that: (1) There were differences in
198 energy intake and protein intake in students lacking protein
199 energy before and after administration of carrot tempeh
200 brownies (*D. carota* L.). (2) There is an effect of giving car-
201 rot substitution tempeh brownies (*D. carota* L.) to changes
202 in energy intake and protein intake in protein-deficient

students before and after giving carrot substitution tempeh
brownies (*D. carota* L.).

Ethical aspects

This research has been evaluated and given recommen-
dations from the Health Research Ethics Committee of
the Faculty of Medicine and Health Sciences, Alaud-
din State Islamic University, Makassar with Number:
A.075/KEPK/FKIK/II/2019.

Conflict of interest

The authors declare no conflict of interest.

References

1. Kementerian Kesehatan Republik Indonesia. Buku Saku Peman-
tauan Status Gizi (PSG) Tahun 2016. Jakarta: Dirjen Kesehatan
Masyarakat; 2017.
2. Purnamasari DU, Gizi P, Anak Sekolah K. Yogyakarta: Andi; s. f.
3. Almtsier S. Prinsip Dasar Ilmu Gizi. 1. ^a edición Jakarta: PT.
Gramedia Pustaka Utama; 2001.
4. Almtsier S. Prinsip Dasar Ilmu Gizi. 2. ^a edición Jakarta: PT.
Gramedia Pustaka Utama; 2009.
5. Adriani M, Wirjatmadi B. Peranan Gizi dalam Siklus Kehidupan.
Jakarta: Kencana Pranada Media Group; 2012.
6. World Health Organization. World health statistics; 2015.
7. Briawan D. Ilmu Gizi Teori dan Aplikasi. Jakarta: Penerbit Buku
Kedokteran EGC; 2017.
8. Kementerian Kesehatan Republik Indonesia. Bahan ajar penila-
ian status gizi.
9. Arsyad NN. Pengaruh pemberian otak-otak ikan kembung (*Ras-
trelliger brachysoma*) substitusi buah lamun (*Enhalus acoroides*)
terhadap status gizi pada siswa gizi kurang Di SDN cambaya
kecamatan ujung tanah kota makassar 2016. UIN Alauddin
Makassar; 2017.
10. Horib H, Darmawansyah D, Palutturi S, Razak A, Tham-
rin Y, Yunus R, Nurhayani N, Mallongi A. The influence of
individual characteristics on the performance of nutrition pro-
gram in Ambon City Public Health Center. *Med Leg Updat.*
2020;20:926-31.
11. Kementerian Kesehatan Republik Indonesia. Angka kecukupan
gizi energi, protein yang dianjurkan bagi bangsa Indonesia. Lam-
piran Peraturan Menteri Kesehatan Republik Indonesia Nomor
75/2013.
12. Badan Penelitian dan Pengembangan Kesehatan. Laporan Riset
Kesehatan Dasar. Jakarta; 2007.
13. Badan Penelitian dan Pengembangan Kesehatan. Laporan Riset
Kesehatan Dasar. Jakarta; 2013.
14. Badan Pusat Statistik Jakarta Pusat. Statistik Indonesia Tahun
2018. Jakarta Pusat: Badan Pusat Statistik; 2018.
15. Dinas Kesehatan Sulawesi Selatan. Dinas Kesehatan Sulsel Fokus
Delapan Program Prioritas.
16. Dinas Kesehatan Sulawesi Selatan. Data Bina Kesehatan
Masyarakat.
17. Isma R. Analisis kandungan zat gizi brownies tempe substitusi
wortel (*Daucus carota* L.) sebagai alternatif perbaikan gizi ter-
hadap masyarakat. *J Media Gizi Pangan.* 2016;24:76-82.
18. Lestari RA, Syarfaini, Satrianegara F. Pengaruh pemberian
nugget tempe dengan substitusi ikan gabus terhadap status gizi
anak sekolah dasar di MIS DDI ainus syamsi kel. Lette, kota
makassar 2014. *Al-Sihah Public Heal Sci J.* 2016;8:151-60.
19. Anggraeny O, Dianovita C, Putri EN, Sastrina M, Dewi RS. Kore-
lasi pemberian diet rendah protein terhadap status protein,

- 262 imunitas, hemoglobin dan nafsu makan tikus wistar jantan. IJHN
263 Indones J Hum Nutr. 2016;3:105-22.
- 264 20. Pratiwi CE. Pengaruh proporsi kedelai (*Glycine max*) dan lam-
265 toro gung (*Leucaena leucephala*) dengan penambahan angkak
266 terhadap karakteristik tempe. Universitas Sanata Dharma;
2018.
- 267 21. Kusumawati HN, Ratna Noer E. Perbedaan asupan zat gizi
268 makro sebelum dan setelah pemberian makanan pendamp-
269 ing ASI (MP-ASI) bubur instan berbasis ikan gabus dan
270 labung kuning pada balita gizi kurang. Universitas Diponegoro;
271 2016.

UNCORRECTED PROOF