



# ABSTRACT BOOK SEMINAR NASIONAL

“Rekognisi Riset Matematika, Sains,  
dan Pembelajaran MIPA”

**TIM PENYUSUN**  
**PANITIA SEMNAS FMIPA**  
**TAHUN 2022**



FMIPA UNIVERSITAS PENDIDIKAN GANESHA

 (0362) 25072

 <https://fmipa.undiksha.ac.id/>





# **SEMINAR NASIONAL FMIPA UNDIKSHA TAHUN 2022**

**SINGARAJA, 12 NOVEMBER 2022**

## **ASBTRACT BOOK**



## KATA SAMBUTAN

Om Swastyastu, Ass Wr Wb, Salam Sejahtera, Shalom, Namu Budaya, Salam Kebajikan, Salam Harmoni.

Semoga atas anugrah Hyang Widhi, Tuhan Yang Maha Pengasih, kita semua ada dalam keadaan sehat-walafiat, penuh semangat dan inspirasi, serta damai dan Bahagia.

Kegiatan Seminar Nasional FMIPA Undiksha adalah kegiatan ilmiah rutin yang dilakukan setiap dua tahun sekali, setiap tahun genap. Tahun 2022 ini adalah Seminar Nasional (Semnas) FMIPA yang keenam, setelah Semnas FMIPA 2010, 2014, 2016, 2018, dan 2020. Kami menghaturkan syukur atas terselenggaranya kegiatan Semnas 2022 ini. Hal ini tentu tidak lepas dari dukungan teman-teman panitia, peserta seminar dan para pembicara utama ataupun pembicara undangan.

Seperti biasa, Semnas FMIPA ini mengusung topik-topik tentang keMIPAan, Kelautan, dan Akuakultur. Semua topik ini dipilah ke dalam bidang Pendidikan dan non Pendidikan. Di bawah lingkup topik-topik di atas, pada Semnas FMIPA Undiksha tahun 2022 ini didukung oleh kehadiran dari peserta semina baik peserta non-pembicara maupun pembicara parallel dari beberapa perguruan tinggi yang tersebar dari sekian provinsi di Indonesia.

Sebagaimana kegiatan seminar-seminar lainnya, pertemuan ilmiah ini mempunyai tujuan untuk menjadi wahana sharing topik-topik kajian riset sehingga para peserta seminar dapat memperoleh gambaran tentang kemajuan riset dan hasil-hasilnya di beberapa bidang terkait. Hal yang juga sangat penting ingin diperoleh dari kegiatan seminar-seminar, termasuk Semnas FMIPA Undiksha 2022 ini, adalah inspirasi perkembangan riset-riset yang menarik sebagai bahan kajian riset berikutnya. Dengan bertemunya para peneliti dalam wahana ini, mempunyai peluang besar juga dalam meningkatkan kuantitas serta kualitas riset-riset bersama yang ke depannya seharusnya sudah menjadi kebutuhan kita semua. Kegiatan Semnas ini tidak menutup kemungkinan juga melahirkan jenis-jenis kegiatan scholar lainnya seperti pertukaran dosen, pertukaran mahasiswa, atau kunjungan-kunjungan lainnya seperti visiting lecturers/professors. Semua hal penting ini bermuara pada perluasan wawasan akademisi yang berperan penting bagi peningkatan kinerja masing-masing dalam penunaian tugas-kewajiban di masing-masing institusinya.

Sekali lagi kami menyampaikan terima kasih atas dukungan masing-masing yang disengaja atau tidak bagi dapat terselenggaranya kegiatan Semnas FMIPA 2022 ini dengan baik. Semoga pertemuan ilmiah ini memberikan makna yang berarti dan bermanfaat bagi pengembangan karir, peningkatan kualitas keterampilan atau



pengetahuan, serta peningkatan pencapaian hasil-hasil lainnya dalam setiap tugas yang ibu/bapak tunaikan.

Semoga Hyang Widhi, Tuhan Yang Maha Penyayang, senantiasa membimbing kita untuk senantiasa dapat menunaikan tugas-kewajiban kita dengan hasil-hasil optimal.

Om Shantih, Shantih, Shantih, Om.  
Salam kebajikan.

I Nengah Suparta,  
Dekan FMIPA Undiksha





## KATA PENGANTAR

Om Swastyastu, Ass Wr Wb, Salam Sejahtera, Shalom, Namu Budaya, Salam Kebajikan, Salam Harmoni,

Puji syukur kehadiran Tuhan Yang Maha Esa, atas rahmat-Nya Seminar Nasional 2022, Fakultas Matematika dan Ilmu Pengetahuan Alam (SEMNAS FMIPA 2022), Universitas Pendidikan Ganesha dapat diselenggarakan pada tanggal 12 November 2022. Ditengah kondisi new normal pasca pandemi Covid-19 di Indonesia, penyelenggaraan Seminar Nasional 2022 FMIPA ini dilaksanakan secara hybrid (luring dan daring) untuk mengakomodasi antusiasme peserta dalam mempresentasikan hasil penelitiannya secara langsung maupun secara daring di kediaman masing – masing, dengan tetap mengedepankan protokol kesehatan bagi pelaksanaan secara luring. Tema yang diangkat dalam SEMNAS FMIPA 2022 ini adalah “Rekognisi Hasil Riset Matematika, Sains, dan Pembelajaran MIPA”. SEMNAS FMIPA 2022 ini diharapkan dapat menjadi sebuah forum bertukar hasil pemikiran dan penelitian di antara akademisi, peneliti, mahasiswa, guru, maupun praktisi di bidang pendidikan dan penelitian Matematika, Sains, dan pembelajaran MIPA. Sebagai bagian dari upaya mendokumentasikan capaian – capaian penelitian dalam forum SEMNAS FMIPA 2022 ini, kami menerbitkan buku abstrak (abstract book), yang diharapkan dapat menjadi panduan dalam kelancaran teknis acara presentasi dan diskusi.

Mewakili panitia Seminar Nasional 2022, Fakultas Matematika dan Ilmu Pengetahuan Alam, kami mengucapkan terima kasih sedalam – dalamnya kepada para peserta dan presenter yang sangat antusias untuk berpartisipasi. Semoga forum seminar ini membawa ide – ide baru untuk kelanjutan dan kesempurnaan penelitian dan karya – karya ilmiah Bapak Ibu sekalian. Terima kasih juga kami sampaikan kepada jajaran pimpinan Fakultas Matematika dan Ilmu Pengetahuan Alam, Undiksha yang telah memberi dukungan penuh pada pelaksanaan SEMNAS FMIPA 2022 ini. Kami juga menyampaikan terima kasih kepada para panitia, pegawai, serta mahasiswa yang membantu untuk mempersiapkan dan mensukseskan pelaksanaan kegiatan seminar ini. Semoga kerja – kerja kita dapat menjadi sebuah kontribusi nyata bagi peningkatan pembangunan SDM bangsa Indonesia. Tidak lupa kami memohon maaf apabila terdapat kekurangan dalam penyelenggaraan Seminar Nasional 2022 ini. Semoga hal tersebut dapat menjadi saran dan masukan untuk perbaikan kegiatan di masa mendatang. Terima kasih.

Om Santi, Santi, Santi, Om. Wss Wr Wb, Salam Sejahtera, Shalom, Namu Budaya, Salam Kebajikan, Salam Harmoni.

Singaraja, 12 November 2022  
a.n. Panitia SEMNAS FMIPA



## DAFTAR ISI

<b>KATA SAMBUTAN</b> .....	ii
<b>KATA PENGANTAR</b> .....	iv
<b>DAFTAR ISI</b> .....	v
<b>SUSUNAN ACARA</b> .....	1
<b>JADWAL PARALLEL SESSION</b> .....	3
<b>PARALLEL SESSION 01</b> .....	4
<b>PARALLEL SESSION 02</b> .....	6
<b>PARALLEL SESSION 03</b> .....	7
<b>PARALLEL SESSION 04</b> .....	8
<b>ABSTRACT BOOK</b> .....	9
<b>Abstrak 01</b> .....	10
<b>Abstrak 02</b> .....	11
<b>Abstrak 03</b> .....	12
<b>Abstrak 04</b> .....	13
<b>Abstrak 05</b> .....	14
<b>Abstrak 06</b> .....	15
<b>Abstrak 07</b> .....	16
<b>Abstrak 08</b> .....	17
<b>Abstrak 09</b> .....	18
<b>Abstrak 10</b> .....	19
<b>Abstrak 11</b> .....	20
<b>Abstrak 12</b> .....	21
<b>Abstrak 13</b> .....	22
<b>Abstrak 14</b> .....	23
<b>Abstrak 15</b> .....	24
<b>Abstrak 16</b> .....	25
<b>Abstrak 17</b> .....	26



Abstrak 18.....	27
Abstrak 19.....	28
Abstrak 20.....	29
Abstrak 21.....	30
Abstrak 22.....	31
Abstrak 23.....	32
Abstrak 24.....	33
Abstrak 25.....	34
Abstrak 26.....	35
Abstrak 27.....	36
Abstrak 28.....	37
Abstrak 29.....	38
Abstrak 30.....	39
Abstrak 31.....	40
Abstrak 32.....	41
Abstrak 33.....	42
Abstrak 34.....	43
Abstrak 35.....	44
<b>PENUTUP.....</b>	<b>45</b>



**SUSUNAN ACARA**  
**SEMINAR NASIONAL FMIPA UNDIKSHA TAHUN 2022**  
“Rekognisi Riset Matematika, Sains, dan Pembelajaran MIPA”

**Hari/Tanggal** : Sabtu, 12 November 2022

**Venue** : Hybrid (Hotel Puri Saron dan Zoom Meeting)

**Link** : <https://go.undiksha.ac.id/SEMNAS-FMIPA-22>

NO.	ACARA	WAKTU (WITA)	PANITIA PELAKSANA
1	<b>REGISTRASI</b>	08.00 - 08.30	Sie acara
2	<b>PEMBUKAAN:</b> a. Video tarian Panyembrama b. Lagu Indonesia Raya c. Doa d. Laporan ketua panitia e. Sambutan KaLPPM Undiksha sekaligus membuka acara	08.30 - 09.15	Sie Acara
3a	<b>Keynote speaker-1</b> Prof. Komang Dharmawan, Ph.D (Matematika , FMIPA- Universitas Udayana) “ <i>Matematika Finansial: Terapan matematika dalam pasar modal</i> ”	09.15 - 10.00	Moderator: Dr. I Wayan Suja, M.Si
3b	<b>Keynote speaker-2</b> Dr. Mohamad Rafi (Kimia, FMIPA-IPB University) “ <i>Strategi Baru dan Perangkat Multiguna untuk Standardisasi Bahan Baku dan Produk Obat Herbal Menggunakan Pendekatan Metabolomik</i> ”	10.10 - 10.55	
3c	<b>Keynote speaker-3</b> Dr. I Wayan Sukrawarpala (Pendidikan Biologi, FMIPA- Undiksha) “ <i>Meta Analisis Asesmen Pembelajaran Untuk Keterampilan Berpikir Kritis (Landasan Pembelajaran,</i>	11.05 - 11.50	



NO.	ACARA	WAKTU (WITA)	PANITIA PELAKSANA
	<i>Tujuan, dan Pilihan Tipe-tipe Asesmentnya</i>		
4	<b>Istirahat Makan Siang</b>	11.50 - 13.00	Sie Konsumsi
5a	<b>Sesi paralel di Ruang I</b> a) <i>Invited speaker</i> (Dr. I Nyoman Putu Suwindra- Pendidikan Fisika, Undiksha) b) Peserta pemakalah bidang kajian: Pendidikan MIPA c) Pemberian <i>best presenter</i> sekaligus penutupan oleh moderator	a) 13.15 – 13.35 b) 13.45 – 15.15 (@ 10')	Moderator: Putu Widiarini, S.Pd., M.Sc
5b	<b>Sesi paralel di Ruang II</b> a) <i>Invited speaker</i> (Prof. Dr. I.B. Jelantik Swasta – Perikanan Kelautan Undiksha) b) Peserta pemakalah bidang kajian: Biologi dan Kimia. c) Pemberian <i>best presenter</i> sekaligus penutupan oleh moderator	a) 13.15 – 13.35 b) 13.45 – 15.05 (@ 10')	Moderator: I Made Oka Riawan, S.Pd., M.Sc
5c	<b>Sesi paralel di Ruang III</b> a) <i>Invited speaker</i> (Dr. Nyoman Sukajaya – Matematika Undiksha) b) Peserta pemakalah bidang kajian: Matematika c) Pemberian <i>best presenter</i> sekaligus penutupan oleh moderator	a) 13.15 – 13.35 b) 13.45 – 15.15 (@ 10')	Moderator: I Made Suarsana, S.Pd., M.Si
5d	<b>Sesi paralel di Ruang IV</b> a) <i>Invited speaker</i> (Dr.rer.nat I.G.A.N. Suryaputra – Kimia Terapan Undiksha) b) Peserta pemakalah bidang kajian: Kimia dan Fisika c) Pemberian <i>best presenter</i> sekaligus penutupan oleh moderator	a) 13.15 – 13.35 b) 13.45 – 15.15 (@ 10')	Moderator: Dr. Nurfa Risha, S.Si., M.Sc



# JADWAL PARALLEL SESSION



**PARALLEL SESSION 01**

**RUANG** : 01

**Moderator** : Putu Widiarini, S.Pd., M.Sc.

**Link Zoom** : <https://go.undiksha.ac.id/SEMNAS-FMIPA-22>

No	Nama Presenter	Judul	Kode
1	Putu Budi Adnyana (13.45 – 13.55 WITA)	Implementasi Starategi CIPBL Untuk Meningkatkan Pemahaman Konsep Biologi Siswa SMP	<a href="#">Abstrak 01</a>
2	Desak Made Citrawathi (13.55 – 14.05 WITA)	Peningkatan Kemandirian Belajar dan Kemampuan Berpikir Mahasiswa Pada Pembelajaran Genetika Populasi Menggunakan <i>Think Pair Share</i> dengan Pendekatan <i>Flipped Classroom</i>	<a href="#">Abstrak 02</a>
3	Sudirman (14.05 – 14.15 WITA)	Pengaruh Model Pembelajaran Kooperatif <i>Listening Team</i> Terhadap Hasil Belajar IPA Di Kelas VIII SMP	<a href="#">Abstrak 03</a>
4	Ni Made Pujani (14.15 – 14.25 WITA)	Pengaruh Model Pembelajaran <i>Flipped Classroom</i> Terhadap Keterampilan Berpikir Kritis Mahasiswa	<a href="#">Abstrak 04</a>
5	Ni Nyoman Parwati (14.25 – 14.35 WITA)	Efektivitas Penerapan Model Srl Berbantuan Multimedia Terhadap Kemampuan Pemecahan Masalah Matematika dan Motivasi Belajar Siswa	<a href="#">Abstrak 05</a>
6	Gst Ayu Mahayukti (14.35 – 14.45 WITA)	Analisis Pembelajaran Matematika Dan Persepsi Siswa Sekolah Luar Biasa Tuna Rungu di Klungkung Terhadap Pembelajaran Daring (Studi Kasus)	<a href="#">Abstrak 06</a>
7	I Putu Pasek Suryawan (14.45 – 14.55 WITA)	Inovasi Modul Digital Matematika Berbasis Masalah Etnomatematika Dengan Pendekatan Multimodal Untuk Siswa Smp	<a href="#">Abstrak 07</a>
8	Komang Hera Rahayu Gunada (14.55 – 15.05 WITA)	Pengembangan Tes Berpikir Kreatif Matematika Siswa SMA Kelas X pada Materi Perbandingan Trigonometri	<a href="#">Abstrak 08</a>



9	Rai Sujanem (15.05 – 15.15 WITA)	Pengembangan E-Modul Fisika Kelas XI Berbasis Masalah Untuk Meningkatkan Keterampilan Berpikir Kritis Siswa SMA	<a href="#">Abstrak 09</a>
---	-------------------------------------	--	----------------------------

**PARALLEL SESSION 02**

**RUANG** : 02

**Moderator** : I Made Oka Riawan, S.Pd., M.Sc.

**Link Zoom** : <https://go.undiksha.ac.id/SEMNAS-FMIPA-22>

No	Nama Presenter	Judul	Kode
1	Monica Claudia (13.45 – 13.55 WITA)	Pengujian Daya Hambat Larutan Kumur Madu Dan Kayu Manis Sebagai Penghambat Pertumbuhan <i>Streptococcus Mutans</i>	<a href="#">Abstrak 10</a>
2	Patricia Govanni (13.55 – 14.05 WITA)	Perbandingan Efektivitas Larutan Kumur Kayu Manis Dan Madu Dengan Obat Kumur Komersial Dalam Menghambat Pertumbuhan <i>Streptococcus Mutans</i>	<a href="#">Abstrak 11</a>
3	Ketut Srie Marhaeni Julyasih (14.05 – 14.15 WITA)	Sifat Karakteristik Dan Organoleptik Selai Pada Berbagai Komposisi Rumput Laut <i>Eucheuma Cottonii</i> dan Buah Strawberry ( <i>Fragaria Annanasa</i> )	<a href="#">Abstrak 12</a>
4	Ida Ayu Purnama Bestari (14.15 – 14.25 WITA)	Studi Anatomi Epidermis Daun Dan Indeks Stomata <i>Plumeria Alba Var Cendana</i> (Jepun Cenana) Berdasarkan Lingkungan Tumbuhnya	<a href="#">Abstrak 13</a>
5	Ryutaro Onuki (14.25 – 14.35 WITA)	Perbanyakkan <i>Saurauia Cauliflora</i> Dc. melalui Induksi Kalus Secara In Vitro	<a href="#">Abstrak 14</a>
6	Ni Luh Putu manik Widiyanti (14.35 – 14.45 WITA)	Analisis Volume Dan Jumlah Bakteri Asam Laktat Dari <i>Whey</i> Dalam Pembuatan Yogurt Dengan Sumber Karbon Gula Pasir	<a href="#">Abstrak 15</a>
7	I Putu Suparhana (14.45 – 14.55 WITA)	Pembentukan Kalus Oleh <i>Agrobacterium Tumefaciens</i> Sebagai Mediator Studi Potensi Sumber Senyawa Bioaktif Dari Tanaman Langka, Purnajiwa	<a href="#">Abstrak 16</a>
8	I Made Sutajaya (14.55 – 15.05 WITA)	Kearifan Lokal Sebagai Implementasi Dari Ergonomi Sosial Budaya Agar Mampu Berpikir Lokal Bertindak Global	<a href="#">Abstrak 17</a>

**PARALLEL SESSION 03**

**RUANG** : 03

**Moderator** : I Made Suarsana, S.Pd., M.Si.

**Link Zoom** : <https://go.undiksha.ac.id/SEMNAS-FMIPA-22>

No	Nama Presenter	Judul	Kode
1	Kadek Tresna Dwipayana (13.45 – 13.55 WITA)	Perbandingan Metode <i>Fuzzy Times Series Cheng</i> Dan <i>Fuzzy Times Series Markov Chain</i> Dalam Memprediksi Tingkat Pengangguran Terbuka di Bali	<a href="#">Abstrak 18</a>
2	Putu Andi Cipta Pratama (13.55 – 14.05 WITA)	Bilangan Kromatik Graceful Pada Graf $C_m \times P_n$	<a href="#">Abstrak 19</a>
3	A.A. Ayu Dwi Novitarisa (14.05 – 14.15 WITA)	Pelabelan Graceful Pada Beberapa Graf <i>Join</i>	<a href="#">Abstrak 20</a>
4	Gede Wahyu Ari Putra (14.15 – 14.25 WITA)	Optimasi Reduksi Volume Sampah Kabupaten Buleleng Melalui Pemodelan Dinamis	<a href="#">Abstrak 21</a>
5	I Gst Nyoman Yudi Hartawan (14.25 – 14.35 WITA)	Perbandingan Pendekatan PSO, SANN, BFGS, NM dalam Nilai Estimasi Parameter Pada Metode Maksimum <i>Likelihood</i>	<a href="#">Abstrak 22</a>
6	Dra. Endang Wahyu H., M.Si. (14.35 – 14.45 WITA)	Penentuan <i>Adjustment Coefficient</i> Pada Peluang Ruin Melalui Pendekatan Numerik	<a href="#">Abstrak 23</a>
7	I Nyoman Budayana (14.45 – 14.55 WITA)	Kekuatan Ketakteraturan Modular Pada Graf Rantai $C(nC4)$	<a href="#">Abstrak 24</a>
8	Gede Suweken (14.55 – 15.05 WITA)	<i>System Thinking</i> Dalam Pembelajaran Lingkungan	<a href="#">Abstrak 25</a>
9	I Made Suarsana (15.05 – 15.15 WITA)	Efektivitas Penggunaan Buku Digital Interaktif dengan Pendekatan Multirepresentasi dalam Pembelajaran Matematika Siswa Tuna Rungu	<a href="#">Abstrak 26</a>

**PARALLEL SESSION 04**

**RUANG** : 04

**Moderator** : Dr. Nurfa Risha, S.Si., M.Sc.

**Link Zoom** : <https://go.undiksha.ac.id/SEMNAS-FMIPA-22>

No	Nama Presenter	Judul	Kode
1	I Putu Parwata (13.45 – 13.55 WITA)	Amilase Stabil Garam Dari Bakteri Halofilik Isolat Tambak Garam Desa Pejarakan, Kecamatan Gerokgak, Buleleng, Bali	<a href="#">Abstrak 27</a>
2	I Wayan Muderawan (13.55 – 14.05 WITA)	Sintesis Garam Siklodekstrin Bermuatan Tunggal Sebagai Kandidat <i>Drug Carrier</i>	<a href="#">Abstrak 28</a>
3	Ari Widiyantoro (14.05 – 14.15 WITA)	Profil Standardisasi Ekstrak <i>Lygodium Microphyllum</i> Berdasarkan Kadar Asam Galat	<a href="#">Abstrak 29</a>
4	Ari Widiyantoro (14.15 – 14.25 WITA)	Perbandingan Aktivitas Penghambatan Enzim Tirosinase Ekstrak Daun Kenikir ( <i>Cosmos Caudatus</i> Kunth.) Dengan Berbagai Perlakuan Pengeringan Simplisia	<a href="#">Abstrak 30</a>
5	I Gede Aris Gunadi (14.25 – 14.35 WITA)	Sistem Keamanan Deteksi Gas Berbasis Teknologi Mikrokontroler Arduino	<a href="#">Abstrak 31</a>
6	I Nyoman Tika (14.35 – 14.45 WITA)	Kitosan Dalam Wine Lokal Yang Diproduksi Dengan Ragi <i>Saccharomyces Cereviciae</i> IIs 6: Pengaruh Keberadaannya Selama Fermentasi Sekunder	<a href="#">Abstrak 32</a>
7	Gede Agus Beni Widana (14.45 – 14.55 WITA)	Identifikasi Merkuri (Hg) Dalam Kosmetika Pencerah Kulit Yang Beredar di Kota Singaraja	<a href="#">Abstrak 33</a>
8	I Gusti Lanang Wiratma (14.55 – 15.05 WITA)	Manfaat dan Dampak “Transendental Meditasi” pada Siswa SMAN Bali Mandara: Inovasi Pengelolaan Sekolah	<a href="#">Abstrak 34</a>
9	I Wayan Suja (15.05 – 15.15 WITA)	Etnokimia Sindrong Sebagai Sumber Belajar Praktikum Kimia Organik	<a href="#">Abstrak 35</a>



# ABSTRACT BOOK





**Abstrak 03**

**PENGARUH MODEL PEMBELAJARAN KOOPERATIF *LISTENING*  
TEAM TERHADAP HASIL BELAJAR IPA DI KELAS VIII SMP**

**Sudirman<sup>1)</sup>, Inka Febrianti<sup>2)</sup>**

*<sup>1,2)</sup>UIN Alauddin Makassar*

*<sup>1)</sup>[Sudirman.raja@uin-alauddin.ac.id](mailto:Sudirman.raja@uin-alauddin.ac.id), <sup>2)</sup>[inkafebrianti1905@gmail.com](mailto:inkafebrianti1905@gmail.com)*

**ABSTRAK**

*Studi ini bertujuan untuk : 1.) Meningkatkan hasil belajar peserta didik yang diajar dengan model kooperatif listening team kelas VIII SMPN 2 Maniangpajo, 2) Meningkatkan hasil belajar peserta didik yang diajar dengan model konvensional kelas VIII SMPN 2 Maniangpajo, 3) Menjelaskan perbedaan hasil belajar peserta didik yang diajar dengan model kooperatif listening team dan model konvensional kelas VIII SMPN 2 Maniangpajo. Desain penelitian ini adalah The Nonequivalen Posttest-Only Control Group Design. Dengan populasi penelitian ini adalah semua peserta didik kelas VIII SMPN 2 Maniangpajo yang jumlahnya 70 peserta didik dan pengambilan sampel dilakukan dengan purposive sampling diperoleh sampel sebanyak 47 peserta didik. Instrumen yang digunakan adalah tes hasil belajar, lembar observasi guru dan peserta didik. Kesimpulan dari penelitian ini adalah 1) Hasil belajar peserta didik yang diajar dengan model pembelajaran kooperatif listening team memiliki kategorisasi sedang dengan rata-rata hasil belajar peserta didik 75,83. 2) Hasil belajar peserta didik yang diajar dengan model konvensional memiliki kategorisasi rendah dengan rata-rata nilai peserta didik adalah 67,39. 3) Model pembelajaran kooperatif listening team efektif daripada model pembelajaran konvensional terhadap hasil belajar peserta didik dari hasil perhitungan uji t2 sampel, dimana t hitung lebih besar dari t tabel ( $2,587 > 1,67943$ ).*

*Kata kunci : Pembelajaran; Kooperatif listening team; Hasil belajar*

## INTRODUCTION

The changing paradigm of learning in the 21st century demands continuous changes from teachers to improve the quality of learning [1]. The development of science and technology is growing rapidly everyday [2]. The world of education must respond well to this development[3]. Educational goals are the learning outcomes achieved by students after carrying out learning activities [4]. Learning is said to be successful if students have a good understanding of the teaching and learning process [5], [6]. To get a good education, all stakeholders are responsible for conducive and supportive teaching and learning conditions [7]. Education in Islam is very important, as Allah's word in surah Al-Mujaadilah/58:11 :

يٰۤاَيُّهَا الَّذِيْنَ ءَامَنُوْا اِذَا قِيْلَ لَكُمْ تَفَسَّحُوْا فِى الْمَجٰلِسِ فَاَفْسَحُوْا يَفْسَحِ اللّٰهُ لَكُمْ وَاِذَا قِيْلَ  
اَنْضُبُوْا فَاَنْضُبُوْا يَرْفَعِ اللّٰهُ الَّذِيْنَ ءَامَنُوْا مِنْكُمْ وَالَّذِيْنَ اٰتُوْا الْعِلْمَ دَرَجٰتٍ وَاللّٰهُ بِمَا تَعْمَلُوْنَ

حَبِيْرٌ

Translation :

O you who believe, when it is said to you, "Spread out in your groups," then spread out, and Allah will make room for you; and when it is said, "Stand up," then stand up, and Allah will elevate those who believe among you and those who are given knowledge by degrees; and Allah is aware of what you do. "Stand up," then stand up, and Allah will elevate those who believe among you and those who are given knowledge by several degrees, and Allah is aware of what you do." (QS.Al-Mujadalah). [8]

Improved learning outcomes are reflected in the successful acquisition of qualifications in a subject, which depends on several aspects. One thing that makes a big difference is how the teacher applies what has been learned [9], [10]. Improving learning outcomes is not easy to achieve optimally, because many factors affect learning outcomes themselves [9], [11]. It is recommended that teachers can choose and use models, media, and learning strategies that are suitable for the learning material being taught so that students can easily understand the lesson. Learning strategies are divided into two parts, namely teacher-centered strategies and student-centered strategies [5].

Based on observations of several students and the results of interviews, it is still difficult to interpret what is taught by the teacher. Students memorize a concept or formula without knowing the origin and meaning of both. Student's difficulties in solving various problems indicate that students' understanding of concepts is still weak and have not achieved the expected mastery of learning.

One of the models that can be used to improve learning outcomes is by applying the Listening Team cooperative learning model [12]. Listening Team cooperative learning, students are required to be responsible for tasks in the group and make students more

motivated to find the right answers to solve problems and find ways to complete learning activities [13]. If learning activities take place actively, it will affect students' understanding. The term cooperative learning in the foreign language sense is cooperative learning. In essence, the cooperative learning method is a method or strategy of mutual cooperation learning whose concept is almost not much different from group learning. There are basic elements of cooperative learning that distinguish them. Cooperative learning is a broader concept encompassing all types of group work including more teacher-led or teacher-directed forms. In general, cooperative learning is considered to be more teacher-directed, where the teacher sets tasks and questions and provides materials and information designed to help learners solve the intended problem[14].

Cooperative learning is done by forming small groups of heterogeneous members to work as a team to solve problems, tasks, or work on something to achieve a common goal. Cooperative learning is learning that uses small groups so that learners work together to maximise their own learning and that of other members.

This principle is a co-operation-based learning process. Cooperation between students and between other components in the school, including school cooperation with parents and related institutions. Cooperation between students is clearly visible when the class has chosen a problem to study together. All the work is arranged, the people are determined, and who does what is a form of cooperation[15].

Learning with the Listening Team method begins with the presentation of learning material by the teacher. Then the teacher divides the class into groups. Each group has its own role. For example, 40 people in a class are divided into 4 groups. The first group is the questioner group, the second group and the third group are the answering groups. A second group is a group of people who answer based on a certain perspective, while the third group is a group of people who answer with a different perspective from the second group. This difference is expected to lead to an active discussion characterized by a dialectical process of thinking so that they can find structural knowledge[16]. The fourth group is the group in charge of reviewing and making conclusions from the results of the discussion.

## METHODOLOGY

The type of research used in this study is Quasi Experiment [17]. The research design used in this study was The Nonequivalent posttest-Only Control Group Design[18].

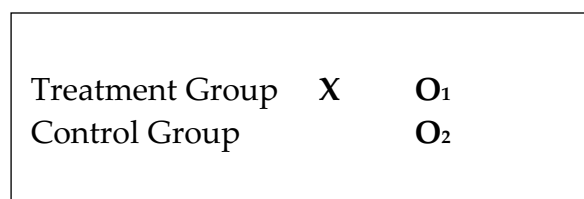


Figure 1. Research Design

The population in this study were all students of class VIII SMPN 2 Maniangpajo consisting of 3 classes. The research was conducted in February 2022. The research instrument used is a test of learning outcomes of light and optical devices consisting of 10 numbers, where this test is given after applying the cooperative listening team model and the conventional model and student observation sheets with teachers. The learning device used is a lesson plan (RPP) which contains learning steps.

## FINDINGS AND DISCUSSION

*Descriptive analysis of students' learning outcomes in the experimental group*

*Table 1. Descriptive statistics of learning outcomes in the experimental group*

<b>Statistik Deskriptif Kelas</b>	
<b>Ekperimen</b>	
Maksimum	100
Minimum	60
Rata – rata	75,83
Standar deviasi	13,48
Varians	181,88

Based on Table 1 above indicates that the maximum value is the highest learning outcome value obtained by students in the experimental class of 100. While the minimum value is the lowest value obtained by students of 60 in the experimental class. The average or mean is obtained from analysis using SPSS Statistic Version 20. Likewise, the variance value obtained is 181.88.

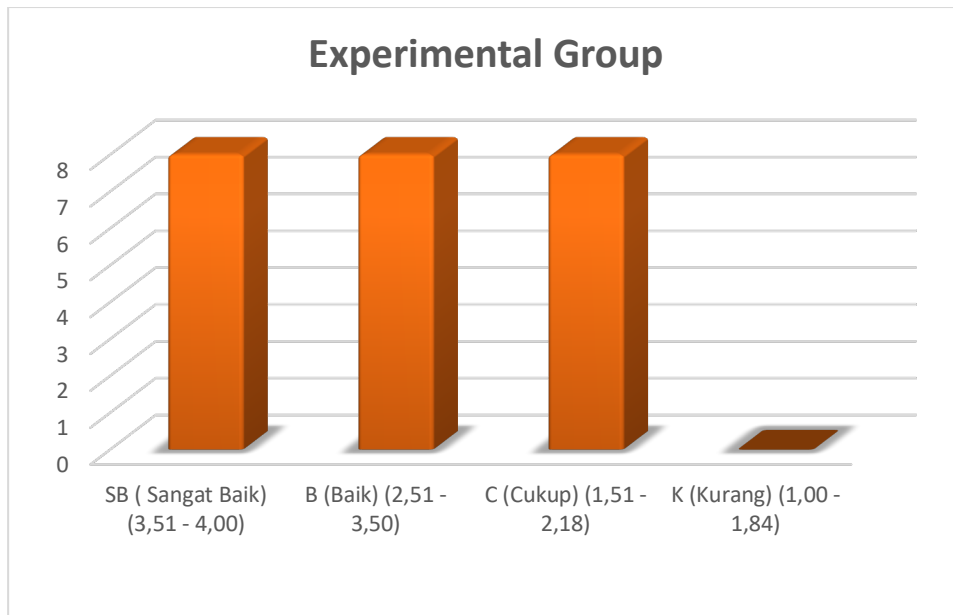


Figure 2: Histogram of learning outcome categories of experimental class students after the treatment

Based on the histogram in Figure 1 above, it indicates that in the experimental class there were 8 people in the excellent category, 8 people in the good category, and 8 people in the sufficient category.

*Descriptive analysis of student learning outcomes in the control class*

Table 2. Descriptive Statistics of Physics Learning Outcomes of Control Classes

Statistik Deskripti Kelas Kontrol	
Maksimum	80
Minimum	60
Rata – rata	67,39
Standar deviasi	8,10
Varians	65,61

Based on Table 2 above, it shows that the maximum value is the highest physics learning outcome value obtained by students in the control class of 80. While the minimum value is the lowest value obtained by students of 60 in the control class. The average or mean obtained from analysis using SPSS Statistic Version 27 is 67.39. Likewise, the variance value obtained is 65.61.

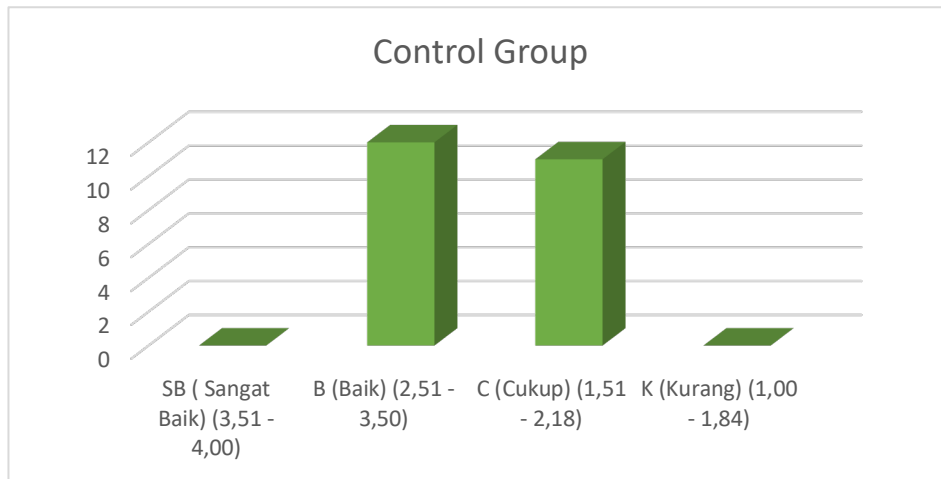


Figure 3: Histogram of learning outcomes category of control class students after treatment

Based on Figure 3 shows that the number of students who have physics learning outcomes in the good category is 12 students and in the sufficient category there are 11 students.

#### *Inferential analysis*

Inferential tests are divided into two, namely prerequisite tests and hypothesis tests. Prerequisite tests used are normality test and homogeneity test. As for the hypothesis test, independent sample t2 was used. The normality test using the Kolmogorof-Smirnof test found that the data was normally distributed. It can be seen in the following table.

Table 3. Normality Test Results of Experimental Student Learning Outcome Values with the IBM SPSS Version 27 Programme

<b>Tests of Normality</b>					
Kolmogorov-Smirnov <sup>a</sup>			Shapiro-Wilk		
Statistic	Df	Sig.	Statistic	Df	Sig.
,213	24	,106	,851	24	,002

Table 4. Normality Test Results of Physics Learning Outcomes of Control Class Students with the IBM SPSS Version 27 Programme

Tests of Normality					
Kolmogorov-Smirnov <sup>a</sup>			Shapiro-Wilk		
Statistic	Df	Sig.	Statistic	Df	Sig.
,298	23	,100	,769	23	,000

It is said to be normally distributed if the significant value is greater than 0.05 (sig>0.05) so it can be concluded that the value of student learning outcomes in the experimental class and control class is normally distributed. For the homogeneity test, the variance analysis test was used so that the following results were obtained.

Table 5. Results of Homogeneity Test Calculation of Learning Outcome Values

Levene Statistic	df1	df2	Sig.
,263	2	20	,771

Based on the Levene Statistic test in Table 5, in the significant column a significance of 0.771 is obtained. This significance value is greater than 0.05 so it can be concluded that both classes have the same variance or homogeneous.

After the prerequisite test is carried out, if the data is proven to be normal and homogeneous, the analysis is carried out by hypothesis testing. The hypothesis test used in this study is the independent sample t2 test in the experimental class and control class. Based on the results obtained, the tcount value is -2.587 and the ttable value is 1.67943 then (tcount = -2.587 < ttable = 1.67943). Based on these results, it can be shown that H1 is accepted, so it can be concluded that overall there is a significant difference in physics learning outcomes between classes that learn using the listening team cooperative learning model and classes that learn using conventional learning models.

***Learning outcomes between students taught using the listening team cooperative learning model***

After the researchers processed the data obtained from the learning outcomes test (multiple choice) with a total of 10 questions, the researchers conducted descriptive analysis testing so that an average value of 75.83 was obtained. Where there are 8

people with student learning outcomes in the very good category, this happens because during the learning process students are active in class and listen well to their friends' explanations so that they can answer the questions given. There are 8 students with student learning outcomes in the good category, this happens because during the learning process students are less active in class and do not really listen to the explanation of the teacher or their friends so they are unable to answer the questions given properly as well as 8 students who are in the sufficient or insufficient category. Thus, it can be said that the learning outcomes in the experimental group were high. This research findings are in accordance with previous research where the understanding and learning outcomes of students increased. In line with some studies [15], [19]–[21] which explains that student understanding has increased with student learning outcomes increasing in each cycle from various domains, both cognitive, affective, and psychomotor domains. The tests given can be done well so that learning outcomes improve better. This indicates that the level of thinking or cognitive of students increases with the implementation of the listening team learning model [22]. The Listening team cooperative learning model can make active discussions (student-centred) because of the students' thinking process, create responsible groups, can explain the subject matter, students focus on the learning process. With activities in sharing knowledge such as providing information, asking about things that are not understood, and conveying information to fellow friends can make the memory of the subject matter last longer so that it will make it easier for students to solve problems quickly and accurately [23], [24]. According to [25] states that the listening team learning model can lead to active discussions that are characterised by a dialectical process or students' thinking skills so that they can find out structural knowledge by themselves. Another study [24] also explains that in the listening team model, discussion activities involve working together in groups, expressing opinions, and helping each other solve problems, because students are active in learning, students' memory in absorbing subject matter is getting bigger, listening team can also stimulate students to express ideas and debate opinions so that students actively participate in the learning process.

This is also reinforced by research conducted by [24] entitled " Application of listening team learning model in improving middle school students' mathematical reasoning ability". Obtained learning outcomes show student interaction with learning resources shows a positive trend seen from the average value of 80 students per meeting seen from the results of the LKM.

### **Learning outcomes between students who were not taught using the listening team co-operative learning model**

After the researcher processes the data that has been obtained from the learning outcomes test (multiple choice) with a total of 10 questions, the researcher conducts descriptive analysis testing so that an average value of 67.39 is obtained.



Where there are 12 students with student learning outcomes in the good category, this happens because during the learning process students are less active in class and do not really listen to explanations from teachers and friends so that they are unable to answer the questions given properly. And 11 students who are in the sufficient or insufficient category. Thus, it can be said that the learning outcomes in the control group were in the moderate category.

The results showed that the listening team cooperative learning model can affect student understanding. This is evidenced by the learning outcomes of experimental class students higher than the control class, namely the average student learning outcomes in the experimental class of 75.51 higher than the student learning outcomes in the control class of 65.51.

Learning in conventional methods, students mostly listen to the teacher's explanation in front of the class and carry out tasks if the teacher gives practice questions to students [26]. Often used in conventional learning include lecture method, question and answer method, discussion method, assignment method. Other methods that are often used in conventional methods include expository. This expository method is like a lecture, where learning activities are centred on the teacher as the giver of information (learning materials) [27]. He or she speaks at the beginning of the lesson, explaining the material and sample questions accompanied by questions and answers. Learners do not only listen and take notes. The teacher and learners practise solving the exercises and learners ask questions if they do not understand. The teacher can check learners' work individually, explain again to learners individually or classically. So that students only focus on the teacher who is explaining the learning material taught in front of the class causing interaction among students to decrease [5]. Based on the results of this study, students' learning outcomes were in the medium category. Some factors that cause this hail include; (1) The learning process is boring and students become passive, because they do not have the opportunity to discover the concepts taught themselves. (2) The density of the concepts given can result in students not being able to master the material taught. (3) Knowledge gained through this model is forgotten more quickly. (4) Lectures cause students to learn to memorise which does not lead to understanding.

### **The difference in learning outcomes between students who were taught and those who were not taught with the listening team type cooperative learning model.**

The results of this study indicate that there is no significant difference in physics learning outcomes between students taught by the listening team cooperative learning model and student groups not taught by the listening team cooperative learning model. This can be seen in the t test analysis that has been done. Where the experimental class had 24 samples and the control class had 23 samples, and the average obtained for the experimental class was 75.83 and 67.39 for the control class with a standard deviation for the experimental class of 13.48 and 8.10 for the control class.

Conventional learning in the control class uses a conventional learning process, where learning activities are centred on the teacher to provide information to students. In this process the method used is the lecture method so that students only focus on what the teacher says and do the questions given [28]. While in the learning process in the experimental class students are required to be active in understanding the learning, the implementation of the listening team cooperative learning model begins with the presentation of material by the teacher and students listen to what is delivered. Cooperative learning is a learning strategy that emphasises the social aspects of learning and uses small groups of 4-6 heterogeneous students to work together to complete tasks and achieve learning goals, as well as to gain rewards [29].

The scope of task completion is not only in terms of answering questions, but more than that students reason based on their knowledge in understanding the material they learn. This means that cooperative learning is based on constructivism. Students' activeness in learning activities will bring a new feeling for students who will feel very valued. This is because students feel involved in understanding the knowledge of the material they learn. Thus, cooperative learning becomes a learning strategy that can motivate students' learning. Cooperative learning emphasises on working collaboratively. Of course, it is related to groups. The groups formed are only around 4 - 5 people, meaning that the groups formed are small groups. The purpose of forming small groups is to provide opportunities for students to be actively involved in the thinking process and learning activities[30].

## CONCLUSION AND IMPLICATION

Based on the results of the analysis, it is concluded (1) The learning outcomes of students taught using the listening team learning model have a high categorisation. (2) The learning outcomes of students taught using conventional learning models have moderate categorisation. (3) The listening team learning model is more influential than the conventional learning model on the learning outcomes of seventh grade students of SMPN 2 Maniangpajo based on the results of the t2 sample test calculation, where tcount is greater than ttable ( $2.587 > 1.67943$ ). The listening team learning model in this study can be said to be effective in the learning process to improve student learning outcomes. For future researchers who want to research learning outcomes or others, it can be used as a reference and try to re-examine with other variables which are certainly relevant to the study.

## REFERENCES

- [1] L. I. González-Pérez and M. S. Ramírez-Montoya, "Components of Education 4.0 in 21st century skills frameworks: systematic review," *Sustainability*, vol. 14, no. 3, p. 1493, 2022.
- [2] C. Martinez, "Developing 21st century teaching skills: A case study of teaching and learning through project-based curriculum," *Cogent Education*, vol. 9, no. 1, p. 2024936, 2022.
- [3] P. Glavič, "Identifying key issues of education for sustainable development," *Sustainability*, vol. 12, no. 16, p. 6500, 2020.

- [4] T. Supatminingsih, M. Hasan, and S. P. Sudirman, *Belajar dan Pembelajaran*. Media Sains Indonesia, 2020.
- [5] A. Pritchard, *Ways of learning: Learning theories for the classroom*. Routledge, 2017.
- [6] E. R. Hilgard and G. H. Bower, "Theories of learning," 1966.
- [7] A. Sepúlveda, "The digital transformation of Education: Connecting schools, empowering learners," *TIC EDUCAÇÃO*, p. 249, 2020.
- [8] L. P. M. Al-Qur'an, "Kementerian Agama Republik Indonesia," *Qur'an Kemenag in Microsoft Word Versi*, vol. 2, 2010.
- [9] K. Agustini, D. S. Wahyuni, I. N. E. Mertayasa, N. K. Wedhanti, and W. Sukrawarpala, "Student-centered learning models and learning outcomes: meta-analysis and effect sizes on the students' thesis," in *Journal of Physics: Conference Series*, 2021, vol. 1810, no. 1, p. 012049.
- [10] A. B. Rahayu, S. Hadi, M. Istyadji, M. Zaini, A. Sholahuddin, and F. Fahmi, "Development of guided inquiry based learning devices to improve student learning outcomes in science materials in middle school," *European Journal of Alternative Education Studies*, 2018.
- [11] A. Bahri and A. D. Corebima, "The contribution of learning motivation and metacognitive skill on cognitive learning outcome of students within different learning strategies," *Journal of Baltic Science Education*, vol. 14, no. 4, pp. 487–500, 2015.
- [12] J. M. Cámara-Zapata and D. Morales, "Cooperative learning, student characteristics, and persistence: an experimental study in an engineering physics course," *European Journal of Engineering Education*, vol. 45, no. 4, pp. 565–577, 2020.
- [13] D. Ari and Ö. Sadi, "Effectiveness of Cooperative Learning on Students' Achievement in Genetics, Self-Efficacy, and Conceptions of Learning Biology.," *ie: inquiry in education*, vol. 11, no. 2, p. 4, 2019.
- [14] R. Rizki, Y. Darvina, and F. R. Rahim, "META ANALYSIS OF THE EFFECT OF COOPERATIVE LEARNING MODELS ON STUDENT LEARNING OUTCOMES PHYSICS IN HIGH SCHOOL PHYSICS AND JUNIOR HIGH SCIENCE," *PILLAR OF PHYSICS EDUCATION*, vol. 15, no. 3, pp. 215–224, 2022.
- [15] I. M. Astra, D. Susanti, and S. Sakinah, "The effects of cooperative learning model think pair share assisted by animation media on learning outcomes of physics in high school," in *Journal of Physics: Conference Series*, 2020, vol. 1521, no. 2, p. 022005.
- [16] S. Sudirman, "EFEKTIVITAS MODEL PEMBELAJARAN GENERATIF TERHADAP KETERAMPILAN GENERIK SAINS FISIKA PESERTA DIDIK PADA MATERI MOMENTUM DAN IMPULS," *AL-KHAZINI: JURNAL PENDIDIKAN FISIKA*, vol. 2, no. 2, pp. 119–129, 2022.
- [17] G. R. Marczyk, D. DeMatteo, and D. Festinger, *Essentials of research design and methodology*, vol. 2. John Wiley & Sons, 2010.
- [18] H. Tobi and J. K. Kampen, "Research design: the methodology for interdisciplinary research framework," *Qual Quant*, vol. 52, no. 3, pp. 1209–1225, 2018.
- [19] D. Novian, A. Dwinanto, and A. Mulyanto, "The Application of Cooperative Learning Methods in the Developing and Analyzing the Quality of An Educational Game," in *Journal of Physics: Conference Series*, 2019, vol. 1387, no. 1, p. 012122.
- [20] F. Erdogan, "Effect of cooperative learning supported by reflective thinking activities on students' critical thinking skills," *Eurasian journal of educational research*, vol. 19, no. 80, pp. 89–112, 2019.
- [21] S. Tatiana, J. Hanna, M. Kristiina, P. Jouni, and J. Sanna, "The changes in lower secondary school students' interest during collaborative learning," *Scandinavian Journal of Educational Research*, pp. 1–14, 2021.
- [22] S. Sudirman, A. Halimah, and S. Syafinatussyahra, "Pengaruh Pendekatan Berpikir Terbuka scaffolding terhadap Kemampuan Pemecahan Masalah pada Materi Gelombang Peserta

- Didik Kelas VIII MTs Negeri 3 Bima Kabupaten Bima,” *JPF (Jurnal Pendidikan Fisika) Universitas Islam Negeri Alauddin Makassar*, vol. 9, no. 1, pp. 18–24, 2021.
- [23] L. Remedios, D. Clarke, and L. Hawthorne, “Learning to listen and listening to learn: one student’s experience of small group collaborative learning,” *The Australian Educational Researcher*, vol. 39, no. 3, pp. 333–348, 2012.
- [24] N. W. Utami and E. Nurlaelah, “Application of listening team learning model in improving middle school students’ mathematical reasoning ability,” in *Journal of Physics: Conference Series*, 2021, vol. 1806, no. 1, p. 012101.
- [25] N. Alawy, “Penerapan Model Pembelajaran Kooperatif Listening Team Untuk Meningkatkan Hasil Belajar Siswa Pada Pokok Bahasan Koloid di Kelas XI SMAN 10 Pekanbaru,” 2013.
- [26] S. Sudirman and A. Aditya, “Penerapan Pembelajaran Berbasis Alat Peraga Sederhana Terhadap Keterampilan Proses Sains Peserta Didik Kelas X,” *JPF (Jurnal Pendidikan Fisika) Universitas Islam Negeri Alauddin Makassar*, vol. 7, no. 1, pp. 85–91, 2019.
- [27] S. Sudirman, “EFEKTIVITAS MODEL PEMBELAJARAN GENERATIF TERHADAP KETERAMPILAN GENERIK SAINS FISIKA PESERTA DIDIK PADA MATERI MOMENTUM DAN IMPULS,” *AL-KHAZINI: JURNAL PENDIDIKAN FISIKA*, vol. 2, no. 2, pp. 119–129, 2022.
- [28] D. Ramdani and H. Susilo, “The Effectiveness of Collaborative Learning on Critical Thinking, Creative Thinking, and Metacognitive Skill Ability: Meta-Analysis on Biological Learning,” *European Journal of Educational Research*, vol. 11, no. 3, pp. 1607–1628, 2022.
- [29] D. Y. Ding, S. Li, B. Narasimhan, and R. Tibshirani, “Cooperative learning for multiview analysis,” *Proceedings of the National Academy of Sciences*, vol. 119, no. 38, p. e2202113119, 2022.
- [30] Bahtiar and Azmar, “The Effect of Using a Virtual Laboratory on Students’ Motivation and Learning Outcomes in Physics Learning,” vol. 10, pp. 2022–2035, 2022, doi: 10.26618/jpf.v10i1.6966.