


Dr. Kaharuddin, S.IP, M.Hum
Dr. Djuwairiah Ahmad, M.Pd., M.TESOL

trust
media
publishing

ENGLISH PHONETICS

for Indonesian Learners
of English

(An Essential Guide to Natural English Pronunciation)



English Phonetics for Indonesian Learners of English

(An Essential Guide to Natural English Pronunciation)

Sanksi Pelanggaran pasal 22

Undang-undang Nomor 19 Tahun 2002

Tentang Hak Cipta

-
1. Barang siapa dengan sengaja dan tanpa hak melakukan kegiatan sebagaimana dimaksud dalam pasal 2 ayat (1) atau 49 ayat (1) dan ayat (2) dipidanan dengan penjara paling singkat 1 (satu) bulan dan/denda paling sedikit Rp.1.000.000,- (satu juta rupiah) atau pidana paling lama 7 Tahun dan atau denda paling banyak 5.000.000.000,- (lima milyar rupiah)
 2. Barang siapa dengan sengaja menyiarkan atau mengedarkan atau menjual kepada umum suatu ciptaan atau barang hasil hak pelanggaran cipta atau Hak terkait sebagaimana dimaksud pada ayat (1), dipidana dengan penjara paling lama 5 tahun atau denda paling banyak Rp. 500.000.000,- (lima ratus juta rupiah)

English Phonetics
for Indonesian Learners of English
(An Essential Guide to Natural English Pronunciation)

Dr. Kaharuddin, S.IP, M.Hum
Dr. Djuwairiah Ahmad, M.Pd., M.TESOL

Dr. Kaharuddin, S.IP, M.Hum dan Dr. Djuwairiah Ahmad, M.Pd., M.TESOL **English Phonetics for Indonesian Learners of English:** (An Essential Guide to Natural English Pronunciation)

Yogyakarta : 2018

xiv + 168 hal : 16 x 24 cm

Hak Cipta dilindungi undang-undang.

Dilarang memperbanyak atau memindahkan sebagian atau seluruh isi buku ini dalam bentuk apapun, baik secara elektris maupun mekanis, termasuk memfotocopy, merekam atau dengan sistem penyimpanan lainnya, tanpa izin tertulis dari Penulis dan Penerbit

Penulis : Dr. Kaharuddin, S.IP, M.Hum

: Dr. Djuwairiah Ahmad, M.Pd., M.TESOL

Desain Cover : TrustMedia Publishing

Layout Isi : TrustMedia Publishing

Cetakan I : 2018

ISBN : 978-602-5599-03-3

Penerbit : TrustMedia Publishing Jl. Cendrawasih No. 3

Maguwo-Banguntapan Bantul-Yogyakarta

Telp./Fax. +62 274 4539208 dan +62 81328230858.

e-mail: trustmedia_publishing@yahoo.co.id

Percetakan : CV. Orbittrust Corp.

Jl. Cendrawasih No. 3 Maguwo-Banguntapan

Bantul-Yogyakarta

Telp./Fax. +62 274 4539208 dan +62 81328230858.

e-mail: orbit_trust@yahoo.co.id

This book is dedicated to all our students.
Your willingness to study English hard with your inadequacies
has been an inspiration and taught us how to be better teachers.
We are indebted to each of you.

Acknowledgements

Kaharuddin would like to express his gratitude to the many people who see him through this work; especially to all his students (at **the English Education Study Program of State Islamic University of Alauddin (UIN) Makassar**) who provide support and contribution for enabling him to write and to publish this book. They are:

PBI 1-2

1. Nur insani
2. Andi ratu nurhazana
3. Eka yusmiyati
4. Andi hervina
5. Kasyif githa
6. Sitti rahma
7. Alviani ramadanti
8. Nur hilalia
9. Wulandari noor rasyid
10. Fatmah Abdul Muin
11. Citra dwi safitri
12. Nur hazima bt. Massarappi
13. Ryni dewi wahyuni
14. Qani'ah
15. Nadya nur azizah
16. Khusnul khatima
17. Andi reski ayu
18. Nur qalbi rustan
19. Alia putriani rukmana
20. Nurul afika'
21. Nurwahidah salihin
22. Nurfadillah mursal

PBI 3-4

1. Arnila sumarti
2. Alfia luthfiana
3. Nurnisa amiruddin
4. Indrahayu
5. Rahmat ramadhan
6. Usda urdani
7. Nurul nasyiatul aisyiah
8. Arsita andini arfan
9. Aini nur isfani
10. Suci amalia
11. Devi rinasari
12. Nurtasari mt
13. Kiki patmala
14. Muhammad aswan
15. Muhammad Ibnu Ruysd

Thank you for your support and contribution. No benefit is bestowed
in exchange for this support and contribution... other than **the joy of**

giving in order to **spread kindness** due to merely **seeking Allah's Countenance**.

'And whatever you spend in good, it is for yourselves, when you spend not except seeking Allah's Countenance. And whatever you spend in good, it will be repaid to you in full, and you shall not be wronged.'
(2:272)

May Allah SWT bless you always with happiness!

Kaharuddin

Preface



In Indonesia, English is learnt as a foreign language which is mostly learnt at schools through English teachers' instructions in the classrooms. In the classrooms (from secondary education to tertiary education), the Indonesian learners of English are required to master four language macro skills i.e. speaking, listening, writing, as well as reading since they are the key to a successful communication both in spoken and written discourses. Among the macro skills, many learners put the first priority to learn speaking. As Richards (2008) states, a large percentage of the world's language learners study English in order to develop proficiency in speaking. However, mastering this skill is not as easy how it is imagined. Many learners encounter problems regarding the micro skills within speaking. A research reported by Andi.K and Arafah.B. (2017) indicates that the major problem encountered by the Indonesian learners of English about speaking skills is the limited linguistic resources e.g. bad pronunciation, limited vocabulary, and bad grammar, which causes them unable to speak English effectively.

The research report is also proven by some facts we have seen for all these years teaching English at some universities in Indonesia. Most Indonesian learners of English give the first priority to rapid their speech without noticing the articulatory precision of the sound they make such as vowel and consonant sounds are not correctly made, stress is not properly placed on a certain word's syllable, intonation pattern is imprecisely used, and words in utterances are spoken without clear-cut borderlines between them. Consequently, all the articulatory imprecisions have made unnatural speech (bad pronunciation) which cause native English speakers encounter problems in interpreting their utterances. We need to make the learners realize that bad pronunciation finally not only contribute negative effects to their speaking skills, but also negatively interfere with native listeners' comprehension because they are not familiar to

the sounds the learners make when speaking. Be aware of that the fact that many learners of English have been through difficult communications, embarrassing situations or even get low scores at speaking tests due to bad pronunciation. Therefore, having correct pronunciation is important because it can lead to more efficient communication and consequently better speaking outcomes. Of course, it doesn't mean to sound like a native speaker but at least the learners should try as much as they can to reduce their accent, to use proper intonation in sentences, to pronounce words clearly and correctly in order to have more natural sounds in conversations.

The reality shows that many Indonesian learners of English devote their sustained efforts to learn and to improve their pronunciation by using audio or video recordings of native speakers of English, but it may not be effective enough because words are occasionally pronounced very quickly, and some words may contain a lot of unfamiliar sounds. So it becomes very hard for the learners to reproduce the correct pronunciation just by listening to the recordings. Concerning the fact, we really believe that phonetics can be used as a shortcut to better pronunciation. This reason has strongly motivated us to write and publish this work. Through this book, readers will have the discussions on the following sections:

- a. The importance of phonetics for learning English pronunciation.
- b. The use of phonetics as a background knowledge to produce English segmental sounds correctly.
- c. The problems generally encountered by the Indonesian learners of English producing English sounds both consonant and vowel sounds
- d. The use of various articulators such as lips, tongue, soft palate to learn the articulation of individual consonant and vowel sounds and to combination the sounds to form words in English.

- e. The existence of suprasegmental sounds e.g. stress, intonation, and juncture to assist the learners with recognition and understanding concerning how to place stress and intonation patterns correctly.

All sections discussed in this book are expected to assist Indonesian learners of English with more natural sound production when speaking English since phonetics makes them aware of the different sounds that English makes use of. Hence, in pronouncing English words, Indonesian learners of English must have a good phonetic understanding and be familiar not only with places of articulation, but also with manner of articulation. As Lanpher (2011) claims that the knowledge of phonetics makes English language learners to have a command over the sounds of English speech. We are fully aware that many of the issues we raise, in this book, are only briefly discussed. Even so, what has been presented at least can be used as a fairly basic knowledge to see the importance of this discipline to be learnt by English language learners and teachers.

الحمد لله
كثيرا

Makassar/ February 12, 2018

Kaharuddin
Djuwairiah Ahmad

Contents

Acknowledgements	vii
Preface	ix
Contents	xiii
Chapter One	1
Gateway to an Understanding of Phonetics and Phonology	
1. Language and Linguistics	1
2. The Area of Phonetics, Phonology and Pronunciation	7
3. Phonetics and Pronunciation	9
4. Phonology and Pronunciation	14
Chapter Two	21
Phonetics: An Instruction on English Sounds Articulation	
1. Phonetics as a study of speech sounds	21
a. Speech sounds	23
b. Speech organs (articulators)	24
c. Speech sounds productions	26
2. The benefits of phonetics as a study of English sounds for Indonesian Learners of English	27
a. The problems about producing English Consonants	28
b. The problems about producing English Vowels	34
Chapter Three	41
Phonetics : An Instruction to the Articulation of English Consonant Sounds	
1. Instructions to the pronunciation of English Consonant sounds	41
a. Place of Articulation	41
b. Manner of Articulation	47
2. The distinctive features of the English consonant sounds	51
3. Consonant Letters and Their Consonant Sounds	52
4. Phonetic Exercise for Articulating English Consonant Sounds	59

Chapter Four	81
Phonetics as an Instruction to the Articulation of English Vowel Sounds	
1. Instructions to the Articulation of English Vowels	81
2. The Production of Vowel Sounds	81
a. Openness of the mouth	82
b. Tongue elevation	84
c. Position of tongue elevation	86
d. ips' shapes	87
e. Duration of vocalization	88
3. Making the Chart of English Vowels	89
4. Vowel Sounds in English	90
a. Front Vowels of AE and BE	92
b. Central Vowels in AE and BE	93
c. Back Vowels	96
d. The over all Vowels sounds in English	98
e. Complex Vowel Sounds (diphthongs)	99
f. Vowel Letters and Their Sounds	102
5. Phonetic Exercise for Articulating English Vowel Sounds	107
 Chapter Five	 117
Phonetics as an Instruction to the Articulation of Suprasegmental Sounds	
1. Suprasegmental Sounds: Indonesian Learners of English Context	117
2. Suprasegmental Sounds: Introducing phonetic terms	120
3. Suprasegmental sounds: Word Stress	126
4. Suprasegmental sounds: Intonation	143
5. Suprasegmental sounds: Juncture	154
 Bibliography	 157

CHAPTER ONE

GATEWAY TO AN UNDERSTANDING OF PHONETICS AND PHONOLOGY

As the first step towards understanding of the role of phonetics and phonology in teaching and learning English, the most fundamental thing to understand is to have a look at the relationship between language and linguistics since the concepts of phonetics and phonology are actually sourced from language and linguistics.

1. Language and Linguistics

When we talk about language, then we have to understand first what language is. A very simple question but it requires a good understanding to provide a precise answer. When this question is addressed to Indonesian students majoring in English language education, oftentimes the following different answers are found such as:

- a. Language is a communication tool.
- b. Language is a symbol of sounds system produced by human speech organs.
- c. Language is a collection of words that have meaning, and so on.

An understanding of language as exemplified in the definitions is mostly inspired by the definition of language by linguists. Many definitions of language have been proposed e.g. Anca Sirbu (2015) a Romanian language scholar, states that language is essentially a means of communication among the members of a society. Bernard Bloch and George L. Trager (1942), the American linguists were of the opinion that a language is a system of arbitrary vocal symbols by means of which a social group cooperates. Henry Sweet (as cited in Harry.R, 1996) stated that language is the expression of ideas by means of speech-sounds combined into words. Words are combined into sentences, this combination answering to that of ideas into thoughts. Unfortunately, the definitions of the linguists are only entirely memorized without making efforts to understand the points,

that the students can only memorize the texts but do not understand the contents (the essential aspects of the definitions). Therefore, the definitions still need further explanations to adequately understand the concept of language.

The language concept outlined in this book, is not fully referring to the pre-existing definitions put forward by the linguists, but also referring to the authors' personal understanding as language teachers and researchers for the last fifteen years. It is expected that the concept of language in this work can complement pre-existing definitions that teachers and language learners not only memorize the definitions of language, but also understand the essential aspects regarding language. According to the authors, language is one of communication tools used by humans to demonstrate skills to communicate with each other and the communication skills are formed by knowledge of sounds, words, phrases and sentences, meaning, as well as culture. From this definition, we can find two key words i.e. one of communication tools, and knowledge of the language. These are described as follows:

a. Language as a tool to communicate

To understand this, we firstly should know the definition of communication. According to Crane, et al. (1981), communication is a process in which information is transmitted from a source-the sender-to a goal-the receiver. Communication generally takes place in five steps (Crane, et al 1981:3-4):

1. Encoding the information into a symbolic system. All communication uses signals or symbols. If a person wants to transmit the information 'I am thirsty', he must first put the information into the symbolic system of language-in this case, English.
2. Selecting a mode of communication. Next, he may choose to verbalize this message, as opposed to writing it or miming it.
3. Delivering the symbols through a medium. A medium is the physical basis for communication, for example light,

air, or ink. In this case, the medium is the air which conveys sound waves of a verbalized message.

4. Perceptual processing of the symbols by the receiver. If a communication is to occur, a receiver must perceive the symbols; the receiver must see or hear or feel the symbols sent. In this example, the humans' ears receive the sound waves.
5. Decoding the symbols to obtain the information. Even if the receiver perceives the symbols, nothing is communicated unless the receiver is able to decode the message contained in the sound waves. One assumes that receiver knows the individual words and grammar of the language, and thus comprehends the message.

In short, communication can be defined as the process of conveying a message from a sender to a receiver by using symbols. Thus, communication has three forming components, namely the sender of the message (speakers or writers), the message (topics) and the recipient (listeners or readers). Basically, humans communicate by using two means of communication, they are language and signs.

The use of both means of communication can be found in our daily lives. The use of language as a tool to communicate is implemented in two ways i.e. in verbal (spoken) and in writing (written). When we watch a talk show on television, we can clearly see how the language as a tool of communication used for communicating a message is sent from the sender to the receiver by using verbal utterances, there are topics to discuss as the messages communicated, and involve both speakers as the senders and listeners as the receivers. Similarly when we read an article in a daily newspaper, the process of communication in written form is clearly visible; the article's author as the sender of the message, a text which contains news as the message conveyed by the author, and readers who received the written message.

In addition to using language to communicate, humans also communicate by using signs such as symbols, sound, light, and so on. Communication using signs can also be found in our daily lives. When we were driving on the highway, we could see a sign for a message posted by the transportation and police department. For example, traffic signs and traffic lights (also called red light). When the red light is on, then all car drivers and motorcyclists stop, though no one is yelling 'Stop'. It happens because they all understand that the red light conveys a message to stop. Another example, on one occasion a man was traveling out of town by taking a public transport (in the place where we belong, the public transport is called 'Panter'). When the driver of the car would precede another car right ahead, he first flashed away twice, then lit the right turn signal. After that, the car at the front pulled out on the left as the driver deeply understands the messages communicated from behind that the driver of the public transport asked him to pull out because he wanted to overtake. After overtaking, the driver honked twice to express gratitude.

b. Language as a form of knowledge to communicate

Humans' ability to communicate using a language is shaped by knowledge of sounds, words, phrases and sentences, meaning and cultural aspects of the language. **Knowledge of language sounds** is associated with a person's ability to pronounce the sounds' system in a specific language correctly so that his speech is intelligible. Fromkin and Rodman (1983) asserted that knowledge of the sound patterns of a language includes knowing which sounds may start a word end a word, and follow each other. In addition, **knowledge of words** is associated with a person's ability to form word and to use words appropriately in accordance with the words' context. In this regard, Nation (2001) is of the opinion that knowledge of words has three significant aspects i.e. form, meaning, and use. The *form* of a word involves its pronunciation (spoken form), spelling (written form), and any word parts that make up this

particular item (such as a prefix, root, and suffix). An example for word parts can be seen with the word *uncommunicative*, where the prefix *un-* means *negative* or *opposite*, *communicate* is the root word, and *-ive* is a suffix denoting that someone or something is able to do something. Here, they all go together to refer to someone or something that is not able to communicate, hence *uncommunicative*. Besides, *meaning* encompasses the way that form and meaning work together, in other words, the concept and what items it refers to, and the associations that come to mind when people think about a specific word or expression. In terms of *Use*, Nation noted that *use* involves the grammatical functions of the word or phrase, collocations that normally go with it, and finally any constraints on its use, in terms of frequency, level, and so forth. **Knowledge of phrases and sentences** is related to a person's knowledge to form phrases and sentences from his pre-existing words in accordance with their rules of formation. According to Fromkin and Rodman (1983), knowledge of a language enables someone to combine words to form phrases and phrases to form sentences which means being able to produce new sentences never spoken before and to understand sentences never heard before. Besides, **knowledge of meaning** is associated with a person's ability to formulate and interpret meanings of sentences in their context. While knowledge of culture is associated with a person's ability to use language appropriately according to the culture in which the language is used.

Once we understand the concept of language, another thing should be known is the concept of linguistics. Some linguists have proposed the definition of linguistics. Fromkin (2001:8) stated that linguistics is the study of language structure or form, focuses on the system of rules followed by the speakers (or hearers) of a language. It consists of morphology, phonology, phonetics, and syntax. In addition, Lyon (2002) asserts that linguistics can be broadly broken into three subfields of study i.e. language in context, language

meaning, and language form. Language in context includes: language acquisition, neurolinguistics, psycholinguistics, sociolinguistics, historical linguistics, and evolutionary linguistics. The study of language meaning is concerned with how languages employ logical structure and real-world references to convey, to process and to assign meaning, as well as to manage and resolve ambiguity. The study of language structure or form, focuses on the system of rules followed by the speakers (or hearers) of a language. It consists of morphology, phonology, phonetics, and syntax. In context of this work, linguistics is defined as the study of language which scientifically focuses on exploring all components of language e.g. the component of sounds, words, phrases and sentences, meaning and culture in the language. The study of sounds of language gives birth to scientific studies called phonetics and phonology, the study of words gives birth to a study called morphology, the study of the phrases and sentences gives birth to a scientific study called syntax, a study of meaning in language gives birth to a study called semantic, and studies on how language is used according to its cultural aspect gives birth to a study called pragmatics. Thus, linguistics includes the study of language components i.e. phonetics and phonology, morphology, syntax, semantics, and pragmatics.

From the descriptions of language and linguistics, then it can be known clearly that phonetics and phonology are in the area of language study (linguistics), which examines the sounds of language. Phonetics mainly focuses on the study of language sounds identification and sounds formation (what sounds exist in languages, how and where the sounds are produced in the languages). Ladefoged, P (1975) states that phonetics is concerned with the speech sound that occur in languages of the world. It makes effort to know what the sounds are, how they fall into patterns, and how they change in different circumstances. While phonology focused on how the language sounds work together to form a series intelligible sound patterns. According to Lass, R. (1984), phonology is concerned with the functions, behavior, and organization of sounds in the sense of morphology, syntax, and semantics.

2. The Area of Phonetics, Phonology and Pronunciation

When we talk about learning phonetics and phonology, many Indonesian learners of English thought that thing they will study is pronunciation. Some even thought that learning phonetics and phonology means to learn pronunciation skills of English language correctly. In fact, phonetics, phonology and pronunciation are different things. Therefore, explanations of the differences between phonetics, phonology and pronunciation must be presented that the learners do not have the erroneous perception of the terms. As described earlier that phonetics and phonology are the branch of a scientific study which specifically examines sounds in languages. On the other hand, pronunciation is one of language skills. Basically, language skills consist of three types, namely; productive skills, receptive skills as well as productive plus receptive skills. To clarify the position of pronunciation, it's good to briefly describe about those skills.

a. Productive skills

Receptive Skills can generally be understood as the language skills that produce language outputs e.i. speaking skills and writing skills. Speaking skills give rise to an output in the form of speech, while writing skills give rise to a product in the form of text.

b. Receptive skills

Receptive skills refer to language skills which receive the language outputs i.e. listening skills and reading skills. Listening skills receive speech as the output of speaking skills, while reading skills receive texts as the product of writing skills. Listening skills bring about comprehension of speech, while reading skills bring about comprehension of texts.

c. Productive plus receptive skills

Productive plus receptive skills are language skills developed due to the combination of productive and receptive skills i.e. interpreting skills and translating skills. They require bilingual skills which enable someone to receive and to produce speech and texts in two different languages. For example, an American

businessman comes to Indonesia to invest. Then, he meet an Indonesian businessman as his an investment partner. Unfortunately they both have different language background and find problems in their business communication. In such a situation, they need someone with interpreting skills who are good at communicating in both English and Indonesian. Such a person is called an interpreter. The interpreter is on duty to facilitate communication between the American and the Indonesian. For example, the Indonesian starts their business communication by saying ‘apa yang dapat saya bantu’. The interpreter immediately functions his receptive skills to process the message. As soon as the interpreter understands the Indonesian’s question, he then functions his productive skills by saying ‘What can I do for you sir?’ to the American. The communication between the American and the Indonesia takes place with the help of an interpreter who is very good at productive (speaking) and receptive skills (listening) in both English and Indonesian.

Among the three language skills, it turns out that pronunciation is one of micro skills of speaking skills. Speaking can be defines as a communication skill to convey messages verbally in which such a skill is formed by at least five micro skills, among others: pronunciation (a skill in pronouncing words and sentences correctly in accordance with pronunciation patterns of a certain language), vocabulary (the ability to master and to use vocabulary correctly in accordance with the appropriate meaning and context), grammar (the ability to construct sentences in accordance with the rules of constructing the sentence in a certain language), coherence (the ability to set up sentences whose meanings are systematically organized so that interlocutors find them easy to understand), fluency (the ability to perform a certain speech rate delivery in speaking which might be fast, medium, or, slow depending on a speaker’s speaking habit in native or foreign language). Thus, it is clear that the pronunciation is in the area of language skills, while phonetics and phonology that are in the area of linguistics.

3. Phonetics and Pronunciation

In this section, the authors give a description of the relationship between phonetics and pronunciation in terms of language teaching and language learning perspectives. First of all, we must understand that as learners decide to learn English, speaking skill is the most preferred one among the others. As Richards (2008) states that a large percentage of the world's language learners study English in order to develop proficiency in speaking. Most learners of English regard English speaking skill as the measure of mastering English. How good their English is depends on how good their pronunciation is. If we meet two Indonesian learners of English who have the same level of English, They both speak English. One speaks with proper English pronunciation, but another does not, which one has good English, we think? Obviously, we think the one with better pronunciation. Many Indonesian learners of English think that having good grammar and a large number of vocabularies is more than enough to be good English speakers but it is a huge mistake. They have to take for granted that having good pronunciation is too important to be ignored. We have seen and heard of people who have been through difficult communications, embarrassing situations or even students who got a low score at speaking tests due to poor pronunciation.

The facts obviously indicate the important role of pronunciation in teaching and learning English. We can say sentences with varied vocabulary and perfect grammar, but will still not be able to convey our messages effectively because we mispronounce words or use incorrect intonations when speaking. In a nutshell, correct pronunciation leads to more efficient communication and consequently better speaking outcomes. In this regard, Milene (2015) asserts that learners of English don't necessarily need to sound like a native speaker but they should try as much as they can to reduce their accent, use proper intonation in sentences, pronounce words clearly and correctly in order to have more fluid conversations. Besides, it is also important to highlight that bad pronunciation not only affects a speaker's speaking skills, but also interfere with a native listener's comprehension in communications because he/she tends to recognize

familiar sounds. With regards to this assumption, a story was found on a website: <https://easypronunciation.com/en/>. The story is about a foreign student coming to the UK to study law. During passport control, an airport employee asks him about the purpose of his visit. And the student answers: 'To study love.' That's how he thought 'law (/lʌv/)' is pronounced in English. Such misunderstandings can happen when people learn English and ignore the importance of having good pronunciation.



Source: <https://easypronunciation.com/en/>

Figure 1. Misunderstanding due to bad pronunciation

Here is another story about miscommunication because of bad pronunciation. An Indonesian learner of English was having a conversation with his American friend. They were talking about collapsed buildings along the way to the beach. The American asked: 'What happened to those buildings'. The Indonesian then answered: 'There was an *event* two months ago'. The Indonesian has the pronunciation of the word *event* like this /'ēvən/ in which the bold syllable is articulated longer (wrong stress). Of course, the American found it difficult to understand the sentence while asking: 'What, can you say that again?, I don't understand'. This happens because the native English speaker is only familiar to the correct pronunciation of the word 'event' like /ə'vent/ in which the bold syllable is articulated

longer (correct stress). In the situation, the native English speaker fails to gain comprehension of the non native speaker's sentence due to placing stress incorrectly in the word 'event'. What the native speakers hear is the word 'even' since the primary stress in this word is placed in the syllable /'ē/. Therefore, when a learner of English starts learning the language, the first step is to learn how to pronounce the sounds and words of this language correctly. It is probably a hard thing to do. According to Geikhman, Y.(2017), learning to pronounce English words correctly can be one of the hardest parts of learning English because the English language has some sounds that the other languages might not, so learners of English will have to learn how to make completely new sounds.

Many Indonesian learners of English devote their sustained efforts to learn and to improve their pronunciation by using audio or video recordings of native speakers of English, but it may not be effective enough because words are occasionally pronounced very quickly, and some words may contain a lot of unfamiliar sounds. So it becomes very hard for the learners to reproduce the correct pronunciation just by listening to the recordings. Fortunately, learning phonetics can be used as a shortcut to better pronunciation. Through phonetics, the learners may learn about the underlying principles of speech sounds articulations that they become more aware of articulating the sounds in everyday life. Besides, phonetics also helps the learners to learn how to use the various articulators such as lips, tongue, and soft palate to learn how to articulate individual sounds and to combine the sounds to form words and sentences in English. In short, phonetics provides instruments to learn pronunciation effectively such as speech articulators (e.g. mouth, tongue, teeth, lips, etc), types of segmental sounds (e.g. consonants and vowels), and types of suprasegmental sounds (e.g. stress, intonation, and juncture).

In teaching pronunciation perspective, phonetics shows the learners how to articulate the symbols used to represent each speech sound for English which enable them to use the symbols included in English dictionaries to help their own pronunciation of new English words e.g. minimal pair words' sounds like *sleep* and *slip*. According

to the words transcriptions, the speech sound of *sleep* is symbolized with /slɪp/, while *slip* is symbolized with /slɪp/. Through learning phonetics, the learners will be able to recognize how to pronounce the symbols differently (/i/ is articulated longer and /ɪ/ is articulated shorter), which makes it easier for them to pronounce the words correctly. Knowing how to articulate phonetic symbols correctly certainly gives rise to the ability to understand and to use the alphabets of the International Phonetic Association (IPA), commonly used by publishers in English dictionaries and English language course books. This definitely facilitates the learners to read the transcriptions provided and helps them to avoid confusions with similar sounds from their first language as well as helping them to produce different sounds of English; this in turn boosts the learners' confidence while trying to speak English. That is why phonetics is a very important tool to learn and to teach English as a foreign language in Indonesia. However, the pronunciation aspect of English is often ignored in English classrooms, leaving the learners almost deaf to the sounds from English as an additional language for them.

Apart from learning to articulate the speech sounds correctly, another important thing about phonetics which is frequently overlooked in English learning and teaching is the suprasegmental aspects i.e. stress, intonation as well as juncture. Either learners or teachers often forget that those things carry meaning, and indicate speakers' feelings and emotions. As Indonesian learners of English start learning English as a foreign language, they tend to transfer the intonation habits from Indonesian into English. According to Pallawa (2013), teaching English sounds to Indonesian students creates many problems, one of which is the constant interference of the native language systems of the students on that of the target language. They tend to forget that when they use inappropriate intonation and stress, it can lead to misunderstanding and even complete communication breakdown between participants from two different language backgrounds. Here again, phonetics comes in handy. Phonetics also describes stress and intonation to help the learners to recognize, to understand and to place stress and intonation patterns correctly. Once

a phonetically trained learner (one who has learnt phonetics and practiced sound speech productions by using the underlying principles of speech sounds articulations) understands how stress and intonation should work in pronunciation, they can use this knowledge not only to improve pronunciation skill while speaking, but also to avoid communication breakdown in social interactions.

All in all, learning phonetics will help Indonesian learners of English sound more natural when speaking English because phonetics makes them aware of the different sounds that English makes use of. For example, when they should pronounce the word ‘they’, they would pronounce /ðeɪ/ but not /dei/. This is because they already know that ‘th’ is commonly interdental sound /ð/ (the tip of the tongue is placed between the teeth), but is not alveolar /d/ (the tip or blade of the tongue is placed against the alveolar ridge: hard ridge behind the upper teeth). So, every time the learners have to pronounce words containing ‘th’, they will be aware of using interdental sound but not alveolar such as ‘then’ /ðɛn/, ‘there’ /ðɛr/, ‘mother’ /ˈmʌðər/, etc. Hence, in pronouncing English words, Indonesian learners of English must have a good phonetic understanding and be familiar not only with places of articulation in English such as: bilabial, labiodental, dental, alveolar, palatal, velar, etc, but also with manner of articulation such as stop, fricative, affricative, nasal, and liquid. With respect to this, Lanpher (2011) asserts that the knowledge of phonetics and phonology make English language learners to have a command over the sounds of English speech.

4. Phonology and Pronunciation

In tertiary education like colleges or universities, phonetics does not exist alone. It has to work together with other subjects (e.g. phonology) to see how it comes in useful. From applied linguistics’ perspective (applied linguistics refers to activities which involve solving some language-related problems), phonetics should be employed together with phonology especially to learn and to teach (how language sounds work in communication e.g. pronunciation). Phonetics shares data for phonology. Both disciplines are very closely

related to each other because it is almost impossible to understand phonology without having deep knowledge of phonetics. In other words, phonetics ‘feeds’ phonology with data (e.g. types of speech sounds) to make it ‘alive’ in exploring sound relationships and patterns in English language. Therefore, it is also said that pronunciation is phonology in action. In short, phonetics has done its job to describe the way English sounds are made, classified, and how they are represented in symbols. Next, phonology needs to use the results of the job to describe how the sounds function and change in forming meaning of English language. As Jarrah (2012) states that phonology refers to the patterns of phonetic elements used in the phonological forms of meaningful entities of a language. How the sounds function to form meaningful entities in a language is reflected through pronunciation.

As for many Indonesian learners of English, English is deemed as a very difficult language. When they begin learning the language, they have to face hard reality that English language is not written phonetically just like Indonesian and some English sounds do not exist in Indonesian e.g. interdental sounds /θ/ (**voiceless**) and /ð/ (**voiced**) related to pronouncing ‘th’. Since these two sounds do not exist in Indonesian, it is extremely difficult for the learners of English to pronounce **th**. In their effort to pronounce both sounds, they tend to replace /θ/ and /ð/ sounds with alveolar sound /d/ e.g. the word ‘they’ is pronounced /dei/ in stead of /ðei/. Another example, a word like ‘cook’ is pronounced /cuk/ by some Indonesians instead of /kok/ this is because in Indonesian, letter ‘c’ still represents phoneme /c/. These cause listening comprehension and pronunciation problems. In connection to this fact, Townshend, L (2014) contends that non-native speakers come from a linguistic background composed of many different sound patterns and may not naturally be able to handle English phonology quite as well. This usually happens because a specific sound that a learner cannot produce does not exist in their native language. If a particular phoneme doesn’t exist in a learner’s native language, the learner may actually struggle to hear that sound, let alone reproduce it accurately. In addition, English has many rules

that govern how words are pronounced, but there are sometimes a few exceptions where some particular rules cannot be applied. Many learners make effort to improve their pronunciation by using good dictionaries which always give the pronunciation of the words in the phonetic scripts. However, the phonetic scripts still give problem to them since they are not very familiar to reading the phonetics symbols and it is absolutely difficult for the students to have significant progress in their pronunciation skills if they have to learn each word's pronunciation through dictionary. This is where phonology comes in handy to bridge the gap between theoretical study of phonology and learning English pronunciation skill, in which knowledge of phonology may be used as a technique to learn English pronunciation effectively.

In teaching English pronunciation, phonology should be employed to help the learners to be familiar with the following items:

a. Sound productions by using speech organs

There are at least two ways that can be used to draw the learners' attention to learn how to produce English sounds i.e. *Firstly*, to show the learners how to form English sounds by using their speech organs such as mouth, nose and throat. The parts that produce speech sounds are referred to as the **articulators**. These include the upper and lower lips, the teeth, the tongue, the larynx, the pharynx, the hard and soft palates and the, called the alveolar ridge (uneven tissue positioned behind the top teeth). This way will lead the learners to use their speech organs in producing sounds of English that they exactly know what to do to produce natural and intelligible sounds of English. *Secondly*, to provide opportunities to the learners to practice the muscle of their speech organs by pronouncing English words related to the sounds already learnt. From doing this, the learners are expected to understand two things i.e. the learners understand that pronunciation is a motor skill that needs regular practice and they understand the principles of phonology as they are applied to produce correct English sounds when communicating in real contexts. In a nutshell, before the learners learn about producing

speech sounds of English, they should familiarize themselves with the various places within the mouth and throat that are responsible for the production of the English sounds and recognize the importance of using their articulators appropriately to produce natural sounds of English.

b. Producing segmental sounds (consonants and vowels)

After being familiar with the articulators, the learners then need to study in detail the nature of individual sounds of English by splitting them into two categories i.e. **consonants** and **vowels**. According to Smolcic, E (n.d.), the individual sounds of a language, typically composed of consonants and vowels, are referred to collectively as the segmental sounds. On this point, there is one important thing to keep in mind that consonants and vowel are not letters but sounds instead (Alison, 2015). Learning phonology not only enable the learners to know to produce consonants and vowels sounds correctly, but also enable them to know types of sounds exist in English but not in Indonesian (e.g. approximants, syllabic consonants, voiced and voiceless consonant, etc.) Knowing these, the learners can focus their attention on practicing the existing sounds of English to improve their pronunciation skills. In this regard, Alison (2015) points out underlying principles of producing both consonants and vowels of English.

- Producing consonant sounds.

Saying consonant sounds involves constricting airflow in different locations in our mouth by: briefly stopping then releasing the air ('p', 'b', 't', 'd', 'k', 'g'), diverting the airflow and associated resonance to our nose ('m', 'n', 'ng'), squeezing the air through a narrow space ('th' as in 'thin', 'th' as in 'then', 'f', 'v', 's', 'z', 'sh', 'zh' as in 'vision', 'h', and in posh dialects, 'wh'), combining stopping then squeezing ('ch', 'j'), or narrowing the vocal tract ('w', 'y', 'r', 'l').

- Producing vowel sounds

Vowels are sounds produced with the mouth fairly open, and differ by mouth shape, for example ‘ee’ is a high front vowel and ‘o’ as in ‘got’ is a low back vowel. Besides, some vowels, like the ‘a’ in ‘cat’ and the ‘i’ in ‘big’, are said with the mouth in the same position from start to finish (monophthongs). In addition, some vowels, like the ‘ay’ in ‘paper’ and the ‘I’ in ‘hi’, move from one mouth position to another (diphthongs) and so on.

- c. Producing suprasegmental sounds (stress, intonation, length, juncture)

Furthermore, phonology is not always about producing consonants and vowels of English correctly, but also about placing stress, pitch and intonation correctly. Danny (2012) claims that stress, pitch, and intonation are very important to learn in English since they give different color to the words uttered. For instance, in conversation, to form question, it is not always necessarily required in form of question. For instance ‘so, you are leaving?’ The learner skills in placing stress, pitch, and intonation correctly will make their English sound more natural and intelligible. Therefore, the learners need to learn how to use the suprasegmental sounds correctly because incorrectly placing the sounds will change the class of the words or it will even change their meanings e.g. the word ‘event’, if this word is given primary stress to the first syllable /e/ ‘e-vent) which is normally pronounced longer, native speakers of English will catch the word ‘event’ as ‘even’ (this has changed the word meaning) since the word ‘even’ is the one that should be pronounce by placing primary stress on the syllable -e- while in the word ‘event’, the stress must be placed on the second syllable –vent- e’ve’nt).

- d. Producing connected sounds (Assimilation and Elision)

We probably have ever watched a western movie without English sub-title, and find it very difficult to understand what the actors of the movie say in their dialogues, but when we re-watch

the same movie with English sub-title where we can see all spoken sentences in their written form, we have no trouble comprehending the actors' dialogues. Why is that? Apparently, the reason is that speech is a series of continuous sounds uttered without pause from one word to the other words. This is how native English speakers commonly speak. They articulate speech to their audience with maximal speech movement rather than maximal speech clarity. Consequently, certain sounds are left out, and certain phonemes linked together which form another phoneme. These phonological phenomena have made comprehension rather difficult to get for non native speakers of English. Therefore, the learners not only need to know the types of sounds, how the sounds are correctly produced, but also need to know how the sounds are connected and change in their usage for communication because they are all useful to develop the learners pronunciation skills and comprehension.

When a string of sounds are connected together in rapid speech, assimilation sometimes occurs. Assimilation can be defined as a change in a particular sound because it is influenced by the environment or the situation near the sound. According to Roach (2009) assimilation is what happens to a sound when it is influenced by one of its neighbors. For example 'handbag' is often pronounced ['hæmbæg]. Another example is the word 'this' has the sound /s/ at the end if it is pronounced on its own, but when followed by /f/ in a word such as 'shop' it often changes (due to assimilation) to /ʃ/, giving the pronunciation [ðɪʃʃɒp]. In a sentence, assimilation can be exemplified as in 'do't be silly' [doont bi 'sɪli], through assimilation, the /n/ and /t/ are assimilated to /m/ by the following /b/, consequently, the sentence is pronounced [doom bi 'sɪli]. Assimilation as one of phonological items is very useful to the learners. The benefit of assimilation is that it reduces tongue movement, allowing for quicker and more efficient connected speech which give impact upon the speakers' fluency (Richardson, n.d.). Besides, Elision is another phenomenon of phonology regarding connected speech in English

. According to Dalton & Seidlhofer (1994), elision occurs when ‘a consonant or vowel which would be present in a carefully pronounced version of the word or phrase is left out and it occurs as a result of a reduction in effort when speaking quickly and is therefore graded depending on speed and formality. For example /t/ omission in the sentence ‘I Don’t Know’. This sentence is normally pronounced /aɪ, dəʊnt̚, ‘nəʊ/, but due to elision, it becomes /aɪ, dəʊ’nəʊ/. Raising student’s awareness of these forms (assimilation and elision), whenever they arise, is the first step towards helping your learners to speak a little more naturally. Even if they do not assimilate these forms at first, ‘...in many cases, the simple awareness of their existence can help enormously in enabling students to better understand the language they hear.’ (Kelly, 2000).

By knowing the aforementioned features of phonology, Indonesian learners of English are expected able to minimize their errors in pronouncing English words because errors in English pronunciation not only cause poor English of the learners, but also lead to misunderstanding in communication. Jarrah (2012) categorizes errors in pronunciation into two types i.e. allophonic and phonological errors. When, for instance, the word 'pat' is perceived as 'bat' by the listener, the error is phonological, this type of error can cause misunderstanding among interlocutors. In addition, when the word 'milk' is pronounced with the clear /l/ instead of the dark one, the word can still be perceived correctly and the error is allophonic. Such an error is deemed as a small error since the redundancy embedded in the context makes it possible for listeners to amend what they hear.

CHAPTER II

PHONETICS: AN INSTRUCTION ON ENGLISH SOUNDS ARTICULATION

In this chapter, there are some important items to be discussed i.e. Phonetics as a study of sounds, The benefits of phonetics as a study of sounds, and Phonetics as an instruction to the pronunciation of English sounds. The items are sequentially discussed as follows.

1. Phonetics as a study of speech sounds

When we will discuss about something in depth, then the most important thing to know is the proper understanding of the thing. At least we know its concepts because this greatly affects the quality of the discussions on it. If our understanding is good, then we will address it properly, but if our understanding is limited, then we will discuss it improperly. Similarly, when we will discuss about phonetics, then the most important thing to do is to have a proper understanding of phonetics at least in terms of its definitions and concepts. If our understanding of phonetics is good, then we will discuss it properly. However, if our understanding is limited, then we will discuss it improperly. Therefore, to start discussing phonetics, then we should know clearly what phonetics is. The understanding of phonetics will be enriched by presenting definitions derived from a variety of online sources on the internet and the ones from the linguists.

From the online sources, a number of definitions of phonetics are found such as, <http://www.dictionary.com> defines phonetics as the science or study of speech sounds and their production, transmission, and reception, and their analysis, classification, and transcription. Another definition is found on <http://www.yourdictionary.com> which points out that phonetics is the study of the sounds of human speech using the mouth, throat, nasal and sinus cavities, and lungs. The next, <https://en.oxforddictionaries.com> gives simple definition of phonetics that it is the study and classification of speech sounds. Another definition is put forward by <http://www.baap.ac.uk> that phonetics is

the systematic study of speech and the sounds of language. <http://dictionary.cambridge.org> also proposes that phonetics is the study of the sounds made by the human voice in speech. In addition, <http://www.chegg.com> also defines phonetics as the study of sound in speech that focuses on how speech is physically created and received, including study of the human vocal and auditory tracts, acoustics, and neurology. In addition, <http://www.phon.ox.ac.uk> puts forward the definition of phonetics that it is a study that deals with the production of speech sounds by humans, often without prior knowledge of the language being spoken. Finally, <https://en.wikibooks.org> defines phonetics as the systematic study of the human ability to make and hear sounds which use the vocal organs of speech, especially for producing oral language. It is usually divided into the three branches of (1) articulatory, (2) acoustic and (3) auditory phonetics.

In addition to the definitions from the online sources, many definitions of phonetics have been proposed by linguists, for example; Ladefoged, P (1975) states that phonetics is concerned with the speech sound that occur in languages of the world. It makes effort to know what the sounds are, how they fall into patterns, and how they change in different circumstances. O'Grady (2005) defines phonetics as a branch of linguistics that comprises the study of the sounds of human speech, or in the case of sign languages the equivalent aspects of sign. Next, Roach, P. (2009) claims that phonetics is the scientific study of speech which concerns in the discovery of how speech sounds are produced, how they are used in spoken language, how we can record speech sounds with written symbols and how we hear and recognize different sounds. Besides, Lanpher (2011) asserts that phonetics is the study of speech sound in any language which has three branches namely Articulatory, Acoustics and Auditory Phonetics. Articulatory phonetics deals with how sounds are articulated where mouth, tongue and lungs are parts of the system. Auditory phonetics deals with how it sounds when articulated. Acoustic phonetics is about how the sounds are perceived in our brain. The last but not the least, Nordquist, R. (2016) is of the opinion that phonetics is the branch of

linguistics that deals with the sounds of speech and their production, combination, description, and representation by written symbols.

From the aforementioned definitions, we can identify three similar concepts which can be used to formulate another definition that represents components mutually shared from the definitions i.e.

a. Speech sounds

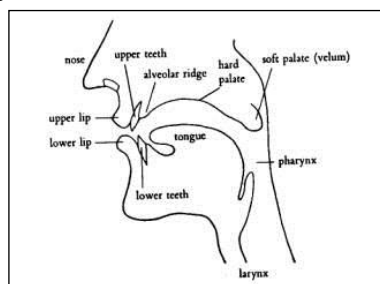
Speech sounds refer any of the set of distinctive sounds produced when people speak in a given language. So, a speech sound is plainly a sound which is uttered within a given language. In other words, a sound that comes out of a person's mouth when speaking represents his/her spoken language. An example of a speech sound can be seen in the word 'book'. This word seems to have three sounds i.e. /b/, /ʊ/, and /k/ in which /b/ is the representative of letter 'b', /ʊ/ is the representative of letter 'oo' and /k/ is the representative of letter 'k'. Therefore, it must be fully understood that speech sounds are not the letters used to spell the words. They are all about what you are hearing, not what letters to use to spell the words. In order to fully understand this, the learners must be aware that every language in the world has its own speech sounds and most importantly, speech sounds are not classified according to any alphabet systems. Just like English, the alphabet letters we know and use to write words are not the same thing as the sounds we are speaking and hearing. A speech sound is what we hear, not the letters used to spell a word. In other words, English speech sounds are not representative of the English alphabets. The problem now is how would somebody record, write down, transcribe and distinguish between the sounds they are hearing in communications? The answer is this, since sounds are different from the letters, a new and different set of symbols is needed to represent the speech sounds. Since 1888, an effort has been made to create a universal system for transcribing speech sounds to help the linguists, language teachers, even learners transcribing languages consistently and accurately. This system is famously known as The International Phonetic Alphabet (IPA). The IPA not only transcribes speech sounds, but also

provides symbols to represent sounds of every language in the world.

b. Speech organs (articulators)

Speech sounds are simply produced by flowing air from the lung to the mouth. However, to vary the sounds' quality to be used for communicating ideas in speaking, we need articulation that is the movement of speech organs (articulators). Articulators are the organs of speech that people use for producing the speech sounds of a language. They include the lips, teeth, alveolar ridge, hard palate, velum (soft palate), uvula, glottis and various parts of the tongue (e.g. tip, middle, and back part). Rachael (2012) divides articulators into two types i.e. passive articulators and active articulators. Active articulators move relative to passive articulators, which remain still, to produce various speech sounds, in particular manners of articulation. The upper lip, teeth, alveolar ridge, hard palate, soft palate, uvula, and pharynx wall are passive articulators. The most important active articulator is the tongue as it is involved in the production of the majority of sounds. The lower lip is another active articulator. But glottis is not active articulator because it is only a space between vocal folds.

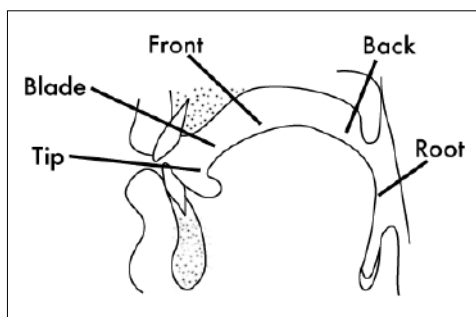
In closer inspection, articulators are frequently learnt in the study of phonetics by using figure in the form of a diagram which represents a human head. The head is seen from the side that is displayed as if it had been cut in half. The learners are required to learn it carefully to get a picture of the articulators' shape that are used to produce speech sounds in their mouth.



Source: www.personal.rdg.ac.uk

Fig. 2 The speech organs (articulators)

- i) The **pharynx** is a tube just above the larynx. It is about 7 cm long in women and about 8 cm in men. The top end of pharynx is divided into two parts, the first is the back part of the mouth and the other is the beginning of the way through the nasal cavity. If we look in the mirror with our mouths open, we can see the back of the pharynx.
- ii) The **velum** or **soft palate** is the soft area at the top in the mouth that allows air to pass through the nose and through the mouth. When people speak, it is raised so that the air cannot flow through the nose. The velum is one of the articulators that can be touched by the tongue to make sounds /k/ and /g/. To make the sounds, our tongue is in contact with the lower side of the velum, and we call these **velar** consonants.
- iii) The **hard palate** is the smooth curved surface that forms the top of the mouth, behind the front teeth. It is often called the 'roof of the mouth'.
- iv) The **alveolar ridge** is (also known as the **alveolar** margin) one of the two jaw **ridges** either on the roof of the mouth between the upper teeth and the hard palate or on the bottom of the mouth behind the lower teeth. Sounds made with the tongue touching here (such as t and d) are called **alveolar**.
- v) The **tongue** is the soft, movable part in the mouth that can be moved into many different places and different shapes. The tongue has five different parts as shown in Figure 3 as follows.



Source: <https://www.quora.com>

Figure. 3 Parts of the tongue

- vi) The **teeth** are hard structures, embedded at the front of the mouth, immediately behind the lips (upper and lower). When the tongue is in contact with the upper teeth, sounds made called **dental**.
- vii) The **lips** are the two soft parts that surround the mouth which can be used to produce several different speech sounds both consonants and vowels. When they are pressed together, the sounds /p/ , /b/ will be made. The sounds are called bilabial. When they are rounded, vowels like /u/ , /o/ will be produced.

The aforementioned speech organs are the main articulators commonly used in speech, but there are still three other speech organs to recognize. The first is the larynx which is can also be recognized as an articulator which is a very complex and independent. The second is the **jaws** also sometimes called articulators. When people speak, they move the lower jaw a lot to produce speech sounds. But the jaws are not articulators just like the others, because they cannot themselves make contact with other articulators. The third is the **nose** and the **nasal cavity**, they are essential parts of our articulators for producing speech sounds such as nasal consonants e.g. m and n. However, we cannot really describe the nose and the nasal cavity as articulators just like the articulators describe earlier.

c. Speech sounds productions

Speech sounds production refers the process of using articulators to produce sounds which is started from flowing the air provided by the lung, the air then goes through the glottis in the larynx that then is modified by the vocal tract (oral cavity) or vocal apparatus (nasal cavity) into different qualities of sounds i.e consonants and vowels. Consonant sounds are made by blocking the airflow completely or partially during the speech. The production of consonant sounds is mainly determined by two factors i.e. the place where the sounds are produced (place of articulation) and the manner how they are articulated (manner of articulation). For example, when someone wants to make a *p* sound, he has to

move his two lips come together tightly and then blocks the air flow for a moment. After that, he has to release the air pressure suddenly in the mouth which causes plosive sound. The place of articulation of this sound is therefore called *bilabial*, and the manner is called *stop* (also known as a *plosive*). According to <http://www.anenglishaccent.com>, there are 20 consonant letters in English, but when it comes to pronunciation, English people can produce 25 consonant sounds in spoken English. This is because some consonant letters can represent more than one different consonant sounds e.g. consonant letter C can represent sound /s/ as in the word ‘city’ and sound /k/ as in the word ‘cake’.

However, vowel sounds are produced in a different way from consonants. Vowel sounds don’t need airflow obstruction, but needs a more continual airflow. As the matter of fact, written English has just 5 spellings of vowels i.e. a, e, i, o and u. However, when it comes to pronunciation, there are many vowel sounds and these sounds can be spelt in different ways which can be a little inconsistent. In general, there are about 12 vowel sounds. However, British people can even produce the 19 sounds. Phoneticians describe that the production of different vowel sounds is affected by HAR which stands for Height, Advancement, and Rounding. Height refers to the height of the jaw whether its position is open, mid, or near close. Advancement refers to the frontness or the backness of the tongue (how front or back the tongue is). Rounding refers to the shape of the lips whether the lips are rounded or unrounded. For example, when the jaw is near close, it will produce sound /i/ as in ‘he’, sound /I/ as in ‘with’, sound /ʊ/ as in ‘would’ etc.

2. The benefits of phonetics as a study of English sounds

In this part, the discussion of the benefits of phonetics as a study of English sound is initiated by giving information on the problems encountered by the Indonesian learners of English in producing English sounds. This information is derived from research results of the context of Indonesian learners. After that, the suggestions of

researchers and teachers of English language are taken into account to learn the benefits of phonetics to learning English sounds.

a. The problems about producing English Consonants

As commonly known that the main goal of learning English for Indonesian learners is commonly aimed at raising their skills to communicate in English effectively. To gain the purpose, they must be able to possess knowledge of speaking micro skills i.e. English pronunciation, vocabulary, grammar, coherence, fluency, as well as comprehensibility. This section doesn't discuss all the micro skills, but simply focuses on discussing pronunciation. In terms of mastering pronunciation skill, the learners must be able to utter English sentences (as words combination) effectively that they are learning. Talking about pronunciation may not be a part from talking about phonetics as Brown, (1992) as cited in Bowman (2002) states that what language learners must understand about pronunciation is that essentially 'any attention to phonetics'. The question is why phonetics? It is because phonetics can help the learners to identify and to practice English sounds which do not exist in Indonesian which has made difficulties for them in English pronunciation. Lanteigne (2006) asserts that difficulties in learning English occur due to the fact that some of English sounds do not exist in the mother tongue of the learners. For example, the sounds of English such as [v], [θ], [ð], [ʒ], [dʒ], and [tʃ], cannot be found in Indonesian (Moeliono & Dardjowidjojo, 2003). In this regard, Tiono and Yostanto (2008) are of the opinion that the sounds of English which are not available in Indonesian tend to make the learners produce errors in the articulation of the sounds and these sounds are recognized as problems in producing English sounds. In this book, problems in English sounds productions are discussed by presenting research results on the problems of Indonesian learners of English in producing consonant and vowel sounds.

Therefore, it is first of all essential to show data regarding the learners' problems in producing English consonants. The data are derived from a scientific research conducted by Tiono and Yostanto

(2008) who investigated six consonantal sounds i.e. [v], [θ], [ð], [ʒ], [dʒ], and [tʃ] made by the Indonesian learners of English. The research was done to observe the phonological errors done by the Indonesian English learners in order to find out firstly the kinds of phonological errors made by the students in producing the English consonantal sounds which do not exist in Indonesian sound system. The results are briefly reported as follows:

The problem about producing sound [v]

According to this study, one problem encountered by the Indonesian learners of English in producing English sound is to produce sound [v] which is phonetically known as a voiced labiodental fricative. This sound is one of sounds that cannot be found in Indonesian phonetic system. In the effort of producing this English sound, the Indonesian learners tend to make errors by replacing it with [f] which is also known as voiced labiodental fricative since the sound [f] shares the same place and manner of articulation that is labiodental fricative. The distinction is only on the state of the vocal cords: [v] is a voiced sound while [f] is a voiceless sound. The researchers call this tendency as ‘deviation’ and they found that the deviation occurs when the [v] sound exists in the initial, medial, as well as in the final position e.g. in the word ‘villa’ [vɪlə] is pronounced [fɪlə] by the learners (v in initial position), in the word ‘clever’ [klevər] is pronounced [klefər] by the learners (v in medial position), and in the word ‘give’ [gɪv] is pronounced [gɪf] by the learners (v in final position).

The problem about producing sound [ð]

Producing sound [ð] is another problem that the learners face in producing English sounds. Phonetically, the sound is known as voiced dental fricative. As for the learners, this sound is difficult to produce because it also doesn’t exist in Indonesian’s sound system. When the learners need to make this sound, errors seem unavoidable. They tend to make deviation when articulating sound [ð] by substituting it with sound [d], [t], [θ], as well as [th]. These sounds’

replacement is found in the three positions and some could only be noticed in either one or two positions. In the initial position for example, the learners tend to replace sound [ð] [d] as in the word ‘they’ [ðeɪ]. The word is pronounced [deɪ] by the learners. Besides, the learners also tend to replace the sound [ð] to [t] as in the word ‘thou’ [ðəʊ]. The word is pronounced [toʊ] by the learners. In addition, the replacement of sound [ð] to [θ] is sometimes found in the initial position as well e.g. in the word ‘though’ which should be pronounced [ðoʊ] in English, but is pronounced [θoʊ] by the learners. The replacement from sound [ð] to [d], [t], [θ] also occurs in medial position e.g. sound [ð] is replaced by [d] as in the word ‘bother’ which should be pronounced [bə:ðər] but is pronounced [bə:dər] by the learners. Another deviation found is the replacement of sound [ð] to [t] as in the word ‘worthy’ which should be pronounced [wɜ:ðɪ] in English, but is pronounced [wɜ:tɪ] by the learners. Other deviation is found when the learners substitute sound [ð] to [θ] in medial position as in the word ‘writhing’ which should be pronounced [raɪðɪŋ] but is pronounced [raɪθɪŋ] by the learners. In addition to the deviation of producing sound [ð] in initial and medial position, the deviation is also found in final position. However, it is somewhat different from the deviation found in initial and medial. The difference is identified from the identification of sound [θ] which is also used to replace sound [ð] in final position. The substitution of sound [ð] with [t] can be seen in the word ‘breathe’ which should be pronounced [bri:ð] but is pronounced [bri:t]. The next, the substitution of sound [ð] with [θ] can be found in the word ‘soothe’ which should be pronounced [su:ð] in English but is pronounced [su:θ] by the learners. The last, the replacement of sound [ð] with [θ] can be seen in the word ‘loathe’ which ought to be pronounced [louð] but is pronounced [loθ].

The problem about producing sound [θ]

Sound [θ] is one of problems encountered by the Indonesian learners of English in English pronunciation. This sound is also known as a voiceless dental fricative which typically exists in the phonetic system of English sound, but does not exist in Indonesian. Therefore, many learners of English find it difficult to articulate this sound. In the

Learners' attempts to articulate sound [θ], they tend to deviate it into some possible sounds. According to this research, there are five possible sounds, identified as deviations, produced by the Indonesian learners in their effort to articulate sound [θ] i.e. the sound is deviated to sound [t], [ð], [d], [th], as well as [s]. The sounds are found in the initial, medial and final positions. The first deviation made by the learners is to replace sound [θ] with sound [t] as in the word 'thunder'. In English, this word should be pronounced [θʌndər], but it is then pronounced [tʌndər] by the learners. The second deviation is to replace sound [θ] with sound [ð] as in the word 'thigh' which should be pronounced [θaɪ], but it is pronounced [ðaɪ] by the learners. The third deviation occurs when the learners replace sound [θ] with sound [d] as in the word 'ether' which should be pronounced [i:θər], but it is pronounced [ɜ:dər]. The fourth deviation takes place when sound [θ] is replaced by sound [th] as in the word 'thought' that should be pronounced [θɔ:t], but it is apparently pronounced [th ɔ:t]. The fifth deviation occurs when the learners replace sound [θ] with sound [s] as in the word 'birthday' that should be articulated [bɜ:rθdeɪ], but it is articulated [bɜ:sdeɪ].

The problem about producing sound [tʃ]

In addition to the sounds mentioned earlier, sound [tʃ] is also a problem to pronounce in English. This sound is also called a voiceless palatal affricate sound. Similar to any other sounds investigated in this paper, [tʃ] does not exist in Indonesian phonetic system. Therefore, in the effort to pronounce it, the Indonesian learners of English tend to produce deviations. This research reports that there are commonly two deviations done by the learners regarding this particular sound i.e. the replacements of [tʃ] with [c] and [tʃ] with [s]. Although the deviations of [tʃ] occur in the initial and the medial positions, but no deviation is found in the final position. Hence, it is fair to note down that [tʃ] does not become a problematic sound as long as it exists in the final position of a word. The first error occurs when the learners replace sound [tʃ] with [c] as in the word cheap that is pronounced [tʃi:p] in English, but it is incorrectly pronounced as [ci:p] by the learners.

Another example of deviation can be seen when the learners pronounce the word ‘purchase’. This word should be pronounced [pɜːtʃəs], but the learners replace sound [tʃ] with [c] by pronouncing it [pɜːrcɪs]. The second error takes place when the learners replace sound [tʃ] with [s] as in the word ‘marching’. This word should be pronounced [mɑːrtʃɪŋ], but the learners tend to pronounce it as [mɑːrsɪŋ].

The problem about producing sound [dʒ]

The next distinct English sound that cannot be found in Indonesian phonetic system is sound [dʒ]. This sound is recognized as a voiced palatal affricate. Just like the other nonexistent sounds, the Indonesian learners of English find it difficult to articulate. Consequently, they frequently make four kinds of deviations in their effort to pronounce the sound i.e. the replacement of sound [dʒ] with [g], with [j], with [d], as well as with [tʃ]. The first deviation in the pronunciation of [dʒ] is the replacement of sound [dʒ] with [g] as in the word ‘general’ which should be pronounced [dʒenrəl], but it is pronounced [gɜːnərəl]. The second deviation occurs when the learners replace sound [dʒ] with [j] as in the word ‘ginger’. This word is pronounced [dʒɪndʒər] in English, but it is pronounced [jɪnjər]. The third deviation is the replacement of sound [dʒ] with [d] as in the word ‘individual’ that ought to be pronounced [ɪndɪvɪdʒuəl], but it becomes [ɪndɪvɪdʒuəl] when it is pronounced by the learners. The fourth deviation is found when the learners replace sound [dʒ] with [tʃ] as in the word ‘bridge’. In English, this word should be pronounced [brɪdʒ], but the learners tend to pronounce it [brɪtʃ].

The problem about producing sound [ʒ]

Other English consonantal sound which is considered to be a problematic sound for the learners is sound [ʒ]. English phonetically regards this sound as a voiced palatal fricative. This particular sound becomes a problem for the learners in English pronunciation because it does not exist in Indonesian phonetic system that the learners tend to deviate it in their effort to pronounce it. Generally, there are ten deviations made by the learners when

articulating this sound. The deviations consist of the replacement of [ʒ] with [ʃ], [g], and [s]. The first deviation is identified when the learners replace sound [ʒ] with [ʃ] as in the word *decision* that should be pronounced [dɪsɪʒn]. However, it is pronounced [dɪsɪʃn]. The second deviation occurs when the learners replace sound [ʒ] with [g] as in the word *‘genre’* which should be pronounced [ʒɑ:nrə], but it is incorrectly articulated as [gɜ:nrɜ] by the learners. The third deviation takes place when sound [ʒ] is replaced by sound [s]. The example of this deviation is in the word *‘unusual’* in which this word should be pronounced [ʌnju:ʒəl], but it is pronounced [ʌnju:suəl] by the learners.

The problem about producing sound [z]

The last consonant which also becomes a problem to the learners is sound [z]. This sound is also known as voiced alveolar fricative. Many learners make deviations when producing this sound. They tend to replace sound [z] with sound [s] as in the word *‘result’*. In English, this word should be pronounced [rɪ'zʌlt], but it is pronounced [rɪ'sʌlt]. According to this study, the substitution of sound [z] with [s] only takes place in the medial position under two phonological environments i.e. *the first*; the change of sound [z] to [s] is preceded followed by a vowel as in the word *‘present’*. The pronunciation of this word should be [prɛzənt], but it becomes [prəsənt] in which sound [z] is replaced by sound [s] because it is preceded by a vowel [ɛ] and is followed by a vowel [ə], *the second*; sound [z] is changed to sound [s] when it is preceded by a consonant and is followed by a vowel or a diphthong e.g. in the word *‘example’*, its pronunciation changes from [ɪg'zæmpəl] to [ɪg'sæmpəl] because it is preceded by a consonant [g] and is followed by a diphthong [æ].

Following the research results, the researchers of this study recommend that both English learners and teachers, whose mother tongue is Indonesian need to be aware of the pronunciation of the six observed English consonantal sounds. Therefore, they need to learn the articulation of the sounds well that they are able to make the sounds correctly. Learning the articulation of the sounds means to use phonetics as a valuable tool for improving English pronunciation.

b. The problems about Producing English Vowels

According to Odden (2005), the International Phonetic Alphabet (IPA) divides English sounds into fifty eight consonants and twenty eight vowels. The vowels consist of monophthongs (pure vowels) and diphthongs. Among those pure vowels that exist in English, there are six pairs of vowels that also known as Short Vowels and Long Vowels. They are [ɪ], [e], [æ], [ʌ], [ɒ], [ʊ] known as short vowels and [i], [ɜ], [ɑ], [ɔ], [u], [ə] called long vowels (Roach, 2000). Just like consonants, the Indonesian learners of English also encounter problems regarding vowel sounds production. In 2013, Riadi carried out a research on Indonesian learners' problems in articulating vowels. The results of the study indicate that many learners have problems in pronouncing short and long English vowels. There are at least four problems identified in the learners' vowel sound production

i.e. *the first*; the learners tend to pronounce English vowels as the way they pronounce vowels in their mother tongue, *the second*; the learners tend to pronounce the word longer if the word has double same vowels, even though the word should not be pronounced long, *the third*; the learners also tend to pronounce a word short if it has only one vowel. In addition, Habibi, M.W. (2016) also conducted a research on the problems of Indonesian learners of English in English pronunciation and found that the learners encounter problems regarding English vowels and diphthongs. The following discussions illustrate how the learners make deviations in producing vowels and diphthongs of English.

The problem about producing sound [ɪ]

Sound [ɪ] is a short vowel which becomes a problem to the learners. In articulating this sound, they tend to replace sound [ɪ] with [ɜ] in the initial position and in the medial position. The replacement of sound [ɪ] with [ɜ] in the initial position can be seen in the word 'examine'. In English, this word should be pronounced [ɪg'zæmɪn], but the learners replace sound [ɪ] with sound [ɜ] which results in [ɜg'zæmɪn]. Besides, the replacement of sound [ɪ] with [ɜ] in the

medial position can be seen in the word ‘perfect’ in which this word ought to be pronounced [pɜrˌfɪkt], but the learners pronounce it as [pɜrˌfɜkt].

The problem about producing sound [i:]

Sound [i:] is a long vowel which also becomes a problem to the learners. It is called long vowel because it is pronounced a little bit longer than short vowels. When the learners pronounce this sound, they tend to make deviations by replacing the sound with sound [e] and [ɛ]. According to this research, the replacement only occurs in the medial position. The substitution of sound [i:] with [e] can be seen in the word ‘these’. In English, this word should be pronounced [ðɪːz], but the learners pronounce it as [ðez]. The replacement of sound [i:] with [ɛ] can be seen in the word ‘theses’. The learners tend to pronounce it as [tɛːsis] instead of [θɪːsiːz] as the correct pronunciation.

The problem about producing sound [ɛ]

Sound [ɛ] is another short vowel in English which also becomes a problematic vowel sound to Indonesian learners of English. In their effort to pronounce this sound, the learners tend to replace it with sound [ə] and [ei]. The replacement of sound [ɛ] with [ə] is found in the pronunciation of the word ‘general’ in which the learners tend to pronounce it as [ˈdʒənərəl] instead of [ˈdʒenərəl] as the correct one. In addition, the substitution of sound [ɛ] with [ei] is called diphthongization which means a pure vowel is changed to be a diphthong. This deviation can be seen in the pronunciation of the word ‘said’ in which the learners tend to pronounce it as [seɪd] instead of [sɛd].

The problem about producing sound [ʊ]

This sound seems to be one of problematic vowel sounds to the learners. It becomes problematic because the learners tend to make deviation when producing this sound by replacing it with sound [u:]. This study reports that the deviation only occurs in medial position. For example, when the learners are required to pronounce the word

‘good’, they tend to pronounce it as [gu:d] instead of [ɡʊd]. Another example of the deviation can be found as the learners pronounce the word ‘look’. They tend to pronounce it as [lu:k] instead of [lʊk].

The problem about producing sound [ʌ]

Another vowel sound which is felt problematic to pronounce by the learners is sound [ʌ]. In their effort to pronounce it, they tend to replace it with sound [a]. This error can be found when the learners are required to pronounce the word ‘multiple’. In English, this word ought to be pronounced [ˈmʌltɪpl]. However, the learners tend to pronounce it as [maltɪpl].

The problem about producing sound [ɜ:]

This sound is another long vowel which is also felt difficult to pronounce by the Indonesian learners of English. When the learners are required to pronounce this sound, they make deviations by replacing it with sound [i:] and sound [ɒ]. The first deviation occurs when the learners replace sound [ɜ:] with sound [i:] as in the word ‘heard’. This should be pronounced [hɜ:d], but the learners tend to pronounce it as [hi:rd]. The second deviation takes place when the learners replace sound [ɜ:] with sound [ɒ]. The example of such deviation can be found in the word ‘world’. In English, this word should be pronounced [wɜ:ld], but the learners tend to pronounce it as [wɒ:rlɪd].

The problem about exchanging sound [ɒ] and [ɔ:]

Sound [ɒ] seems to be a problem of English vowel sounds felt difficult to be articulated by the learners. When the learners are required to articulate it, many of them deviate the correct articulation by replacing it with sound [ɔ:] e.g. in articulating the word ‘knowledge’, the learners commonly pronounce it as [knə:lɪdʒ] instead of [ˈnɒlɪdʒ]. Another example of the deviation also occurs in the word ‘apologize’. The correct pronunciation of this word is [əˈpɒlədʒaɪz], but the learners articulate it as [əˈpɔ:lədʒaɪz]. In addition to the replacement of sound [ɒ] with sound [ɔ:], the learners also deviate the

production of sound [ɔ] by replacing it with sound [ʊ]. This deviation can be seen when the learners pronounce the word ‘source’. They tend to pronounce it as [sɔrs] instead of [sɜrs].

The problem about producing sound [ə]

Sound [ə] is also felt as a problematic sound by the learners. In their effort to pronounce the sound, they tend to replace it with sound [ɔ], [ʊ], [a], [ɛ] and [u]. The replacement commonly occurs in the medial position. The deviation of replacing [ə] with [ɔ] can be found when the learners are required to pronounce the word ‘promote’. This word is pronounced [prə'moʊt] instead of [prə'moʊt]. The deviation of replacing [ə] with [ʊ] occurs in the pronunciation of the word ‘produce’ in which this word is sometimes incorrectly pronounced as ['prɒdju:s] instead of ['prədju:s]. The replacement of sound [ə] with sound [a] can be found in the pronunciation of the word ‘appropriate’. The learners pronounce it as [a'prɒpriət] but not [ə'prɒpriət]. The replacement of sound [ə] with sound [ɛ] can be illustrated when the learners are required to pronounce the word ‘instrument’ in which they tend to pronounce it as ['instrəmənt] instead of ['instrəmənt]. The last, the replacement of sound [ə] with sound [u] can be found as the learners pronounce the word ‘corpus’. The word should be pronounced [kɔrpəs], but it is pronounced [kɔrpʊs] by the learners.

The problem about producing diphthong [aɪ]

This research also found that producing diphthong [aɪ] is also a problem in pronouncing English vowels. In this regard, the learners replace diphthong [aɪ] with [I] as in the word ‘identify’. In English, this word should be pronounced [aɪ'dentə,fai], but the learners tend to pronounce it as [ɪ'denti,fai].

The problem about producing diphthong [eɪ]

In addition to the difficulty of producing diphthong [aɪ], the learners also find it difficult to make the sound of diphthong [eɪ]. For this sound, the learners tend to replace it with sound [ɛ] and sound [i:].

For example, as the learners are required to pronounce the word ‘make’, they do not pronounce it as [meɪk], but this word is pronounced [mæk] by the learners. Another example of this diphthong’s deviation can be found in the word ‘break’ in which the learners replace diphthong [eɪ] with sound [i:]. This word is pronounced [bri:k] by the learners instead of [breɪk].

The problem about producing diphthong [iə]

Producing diphthong [iə] in English seems to be one of problematic sounds to the learners. In the learners’ effort to pronounce this diphthong, they make deviations by replacing it with sound [ʊ]. This deviation can be found as the learners are required to pronounce the word ‘obvious’. In English, this word is pronounced [əbvɪəs], but it is then pronounced [əbvɪʊ] by the learners. Another example of this deviation is also found in the word ‘previous’ in which this word should be pronounced [prɪvɪəs], but it is pronounced [prɪvɪʊ].

The problem about producing diphthong [oʊ]

Diphthong [oʊ] is also felt as a problematic sound to the learners. when the learners should pronounce this sound as in the word ‘over’ which should be pronounced [oʊvər], they tend to deviate the sound production by replacing sound [oʊ] with sound [o:] which has made the pronunciation of the word become [o:vər]. This deviation is also found in the word ‘spoken’. In English, it ought to be pronounced [ˈspʊkən], but the learners tend to pronounce it [ˈspo:kən].

The results of the aforementioned researches indicate that Indonesian learners of English are really facing a serious problem regarding English vowel sounds’ articulation. The problem comes out due to the learners’ unfamiliarity with the sounds which then turns into confusion to distinguish among the vowel sounds and inability to make the sounds correctly. According to Riadi (2013), this confusion occurs because of two main causal factors. *The first*, the learners do not have knowledge of English phonetic system before they learn English pronunciation. The knowledge of English phonetics is very helpful to make the learners familiar with English vowel sounds which

do not exist in Indonesian e.g. English long vowels. *The second*, even if some learners are familiar with the vowels because they have been introduced in the beginning of their study, they are still unable to pronounce the vowels correctly because they rarely practice to pronounce the short and long English vowels either inside or outside the classroom. Therefore, as a researcher, he strongly suggests the learners to learn English phonetics and to practice it more and more before learning English pronunciation. He believes that these efforts will help them to gain a good foundation for good English pronunciation.

What Riadi suggests is relevant to Townshend's (2014) opinion regarding some efforts that foreign learners of English need to do to improve their English pronunciation. According to Townshend (2014), learners of English cannot simply copy their teacher to be able to make a specific sound in English correctly. If a particular phoneme doesn't exist in the learners' native language, they may actually struggle to hear that sound, let alone reproduce it accurately. For the reason, he further suggests that one way to draw attention to foreign sounds is to show the learners how to form the English sounds in their mouths. Sounds are formed by using the 'articulators' or organs of the mouth, nose and throat. These include the upper and lower lips, the teeth, the tongue, the larynx, the pharynx, the hard and soft palates and the uneven tissue positioned behind the top teeth, called the alveolar ridge. Those things are all about phonetics. When teaching English pronunciation, English teachers should be able to show exactly how to form the English sounds by using their speech organs. This will help the learners to minimize or even to avoid pronunciation errors.

With respect to the above suggestions, Pallawa (2013) also comments that phonetic system plays a major role in learning to pronounce and to read words, sentences or paragraphs in a foreign language particularly English. According to him, English sounds to Indonesian learners create many problems. The problems can be seen obviously in the errors that they make when producing the sounds both vowels and consonants. In this regard, Pallawa (2013) is of

the opinion that constant interference of the native language systems of the students on the target language is the causal factor. In line with Pallawa's opinion, Brown (2000) also claims that the principle barrier to second language acquisition is the interference of the first language system with the second language system, and that a scientific, structural analysis of the two languages in questions would yield a taxonomy of linguistic contrasts between them which in turn would enable the linguist to predict the difficulties a learner would encounter. In addition, Storkel, H. L., & Lee, S. Y. (2011) confirm that since the learner tends to transfer the habits of his native language structure to the foreign language, we have here the major source of difficulty or ease in learning the structure of a foreign language. Those structures that are similar will be easy to learn because they will be transferred and may function satisfactorily in the foreign language. Those structures that are different will be difficult because when transferred, they will not function satisfactorily in the foreign language and will therefore have to be changed. Therefore, to minimize the effect of the native language, especially in pronunciation, Pallawa further recommends that successful acquisition of phonological representations needs accurate perception of phonemic because it has been proved empirically that phonetical system helps in the development of fine reading and speaking.

CHAPTER THREE

PHONETICS : AN INSTRUCTION TO THE ARTICULATION OF ENGLISH CONSONANT SOUNDS

As it has been suggested by the linguists in the foregoing discussion that the difficulty of English pronunciation encountered by the learners can be overcome either by studying the basic structure of the English sounds that they not only know how to produce the basic sounds, but are also accustomed to the sounds' production before using the sounds in pronunciation of both English words and sentences. Problems due to incorrect pronunciation of English made by the learners are caused by limited knowledge of phonetics of English (Lanpher, 2011). For the reason, phonetics in this section is discussed to give detailed information telling how English segmental sounds both consonants and vowels should be articulated naturally in terms of knowing the places and practicing the manners of articulations of the sounds.

1. Instructions to the production of English Consonant sounds

This discussion gives statements that describe how to utter English consonants. There are three types of information connected to the production of English consonant sounds i.e. knowing which parts of the mouth are responsible for uttering a particular sound (place of articulation), knowing how the sound is produced (manner articulation), and knowing whether or not the vocal chords vibrate (distinctive feature). The learners do not need to memorize all of the information, but it is essential that they understand the information of the consonant sounds in terms of place, manner, and feature in order to be able to produce them correctly.

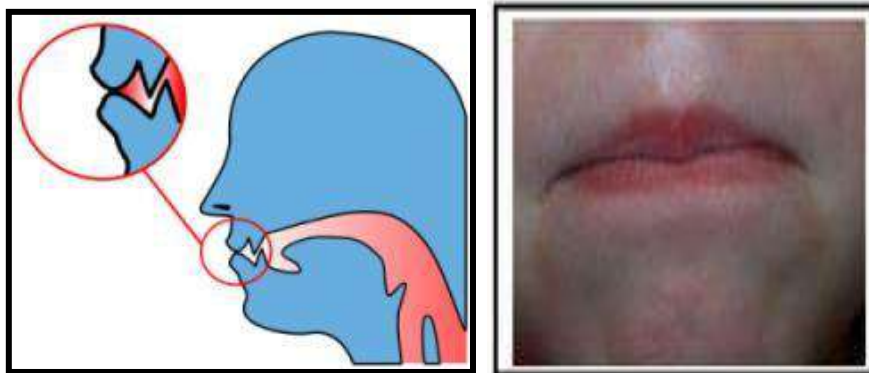
a. Place of Articulation

This refers to the specific location in the mouth in which two speech organs work together in producing a consonant sound e.g. the tongue and the teeth come together in forming a dental sound. There are six speech organs used to utter consonant sounds i.e. the lips, the

teeth, the alveolar ridge, the hard palate, and the soft palate or velum and four parts of the tongue (i.e. the tip, the blade, the body, and the root). In terms of place of articulation, consonant sounds in American English can be classified into eight sounds (Celce-Murcia, Brinton, and Goodwin, 1996), and they are easily remembered by the acronym BI-LA-D-A-PAT-PA-VEL-G-LA in which BI is for Bilabial, LA is for Labiodental, D is for Dental, A is for Alveolar, PAT is for Palatal, PA is for Palato-Alveolar, VEL is for Velar, G is for Glottal, and LA is for Labiovelar.

- **Bilabial sounds: [p], [b], [m]**

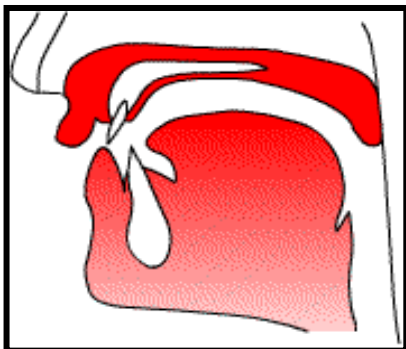
Consonant sounds which are produced by putting two lips together as in sound [b] in the word ‘buy’ (baɪ), [p] in the word ‘pay’, (peɪ), and [m] in the word ‘my’ (maɪ). The following figures obviously illustrate where bilabial sounds are pronounced.



Source: <http://educationcing.blogspot.co.id>

- **Labio-dental sounds: [f] and [v]**

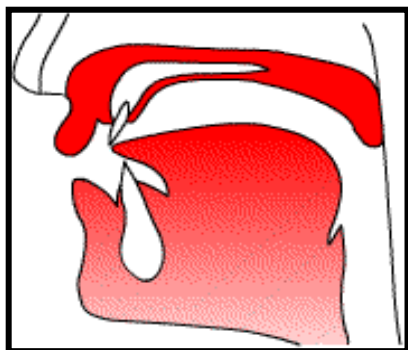
Consonant sounds which are produced by contacting the lower lip and upper teeth as in sound [f] in the word ‘five’ (faɪv), ‘’, and [v] in the word ‘villa’ (vɪlə). The following figures illustrate the production of these sounds.



Source: <https://home.cc.umanitoba.ca>

- **Dental sounds: [θ] or [ð]**

These consonant sounds are made when tongue tip for sound [θ] or tongue blade (part just behind the tip) for sound [ð] contacts upper teeth, as in the two *th* sounds e.g. sound [θ] as in the word ‘Thursday’ (θɜːzdeɪ) and sound [ð] as in the word ‘this’ (ðɪs). The figures below give an illustration of how these sounds are pronounced.

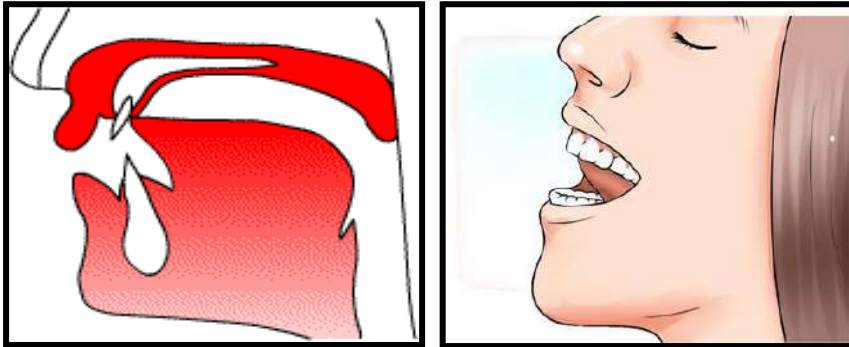


Source: <https://home.cc.umanitoba.ca>

- **Alveolar sounds: [t], [d], [n], [l], [s], [z]**

The consonant sounds are made when the tongue tip contacts the alveolar ridge (the gums just behind the teeth), as sound [t] in the word ‘tie’ (taɪ), sound [d] in the word ‘die’ (daɪ), sound [n] as in the word ‘night’ (naɪt), or sound [l] as in the word ‘lie’ (laɪ); or tongue blade contacts the alveolar ridge, as sound [s] as in the word ‘sight’

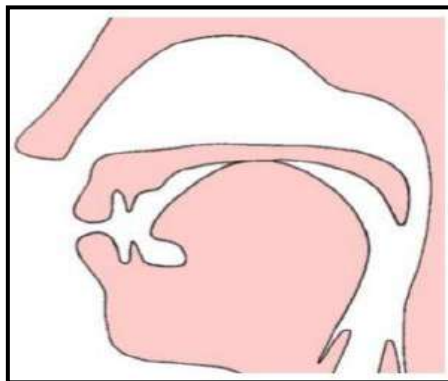
(sair) or sound [z] as in the word ‘zeal’ (zil). The following figures illustrate where these sounds are produced.



Source: <https://home.cc.umanitoba.ca>

- **Palatal sounds: [dʒ], [tʃ], [j]**

These sounds are produced when the blade of the tongue (Middle of tongue) touches the hard palate e.g. sound [dʒ] as in the word ‘judge’ (dʒʌdʒ), sound [tʃ] as in the word ‘chew’ (tʃu), and sound [j] as in the word ‘young’ jʌŋ). The following figure clearly shows us where these sounds are made.

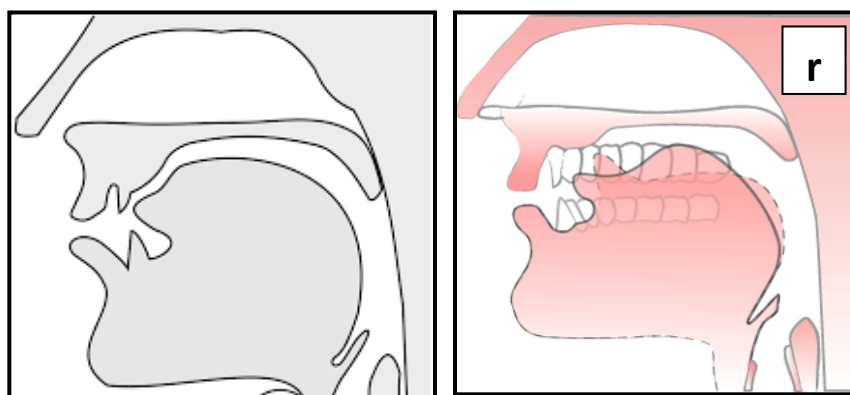


Source: <http://clas.mq.edu.au>

- **Palato Alveolar sounds: [ʃ], [ʒ], [r]**

These sounds are articulated when the tip the blade of the tongue approaches or touches the alveolar ridge and the main body of the tongue approaches the hard palate in the mouth e.g. sound [ʃ] as in the

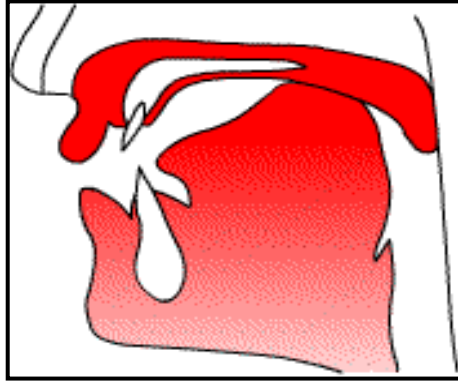
word ‘**ship**’ (ʃɪp) in which the tip of the tongue is used, sound [ʒ] as in the word ‘casual’ (ˈkæʒəwəl) in which the blade of the tongue is used, and sound [r] as in the word ‘remember’ (rɪˈmembər) in which the tip of the tongue approaches (never touches) the area in the mouth between alveolar ridge and hard palate. The sounds are called palato alveolar because the production of the sounds involves two place of articulations i.e. the alveolar ridge as the primary articulation and palatal as the secondary articulation. The following figure illustrates the production of these sounds.



Source: <https://commons.wikimedia.org>

- **Velar sounds: [k], [g], [ŋ]**

These consonant sounds are produced when the back of the tongue touches the soft palate (the velum) as sound [k] in the word ‘cup’ (kʌp), sound [g] as in the word ‘gap’ (gæp), and sound [ŋ] as in the word ‘sing’ (sɪŋ). Take a look at the figure below to see where the sounds are produced.

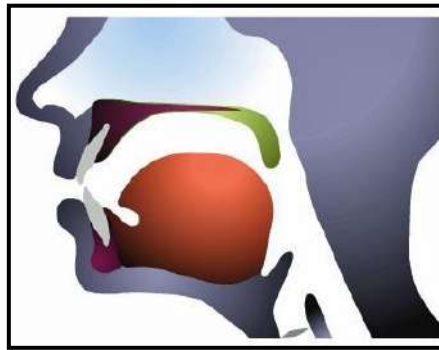


Source: <https://home.cc.umanitoba.ca>

- **Glottal sound: [h]**

This consonant sound is produced when the flow of air is stopped by the glottis with some constriction of the glottis closing, and then released e.g. sound [h] as in the word ‘**h**ow’ (haʊ) and ‘**wh**o’ (hu). The articulation of this sound can obviously seen in the following figure.

Source: <https://calleteach.wordpress.com>



- **Labio-Velar sound: [w]**

This consonant sound is produced when the back part of tongue contacts the soft palate and lips also come close to each other. e.g. sound [w] as in the word ‘**w**hat’ (wʌt). The following figure gives an illustration where this sound is pronounced.



Source: <http://www.englishlanguageclub.co.uk>

b. Manner of Articulation

Manner of articulation describes two things i.e. *The first*, how the different organs of speech interact one another in producing consonant sounds. *The second*, how the airflow is obstructed to affect the production of consonant sounds' quality. Thus, the manner of articulation is a determinant which presents distinctive feature of consonant sounds in the English language because it is possible to make several different consonant sounds at the same place of articulation. Therefore, manner of articulation gives basic distinctions of how consonant sounds are made through seven concepts of manner of articulation i.e. Stops, Fricatives, Affricatives, Nasals, Lateral, and Approximant. The six manner of articulations are easily remembered by the acronym ST-F-A-NAS-L-A. ST stands for STop. F stands for Fricative. A stands for Affricative. NAS stands for NASal. L stands for Lateral. A stands for Approximant. The seven concepts are presented in the following discussion:

- Stops or Plosives

In this manner of articulation, consonant sounds are produced by closing the speech organs both oral and nasal cavity that the airstream is blocked. It results air pressure in the oral cavity. When the air pressure is suddenly released, aspiration will then occur. The English consonant sounds produced through this manner of articulation are [p] as in the word 'pen', [t] as in the word 'tie', [k] as in the word 'key' and [b] as in the word 'buy', [d] as in the word 'die', [g] as in the

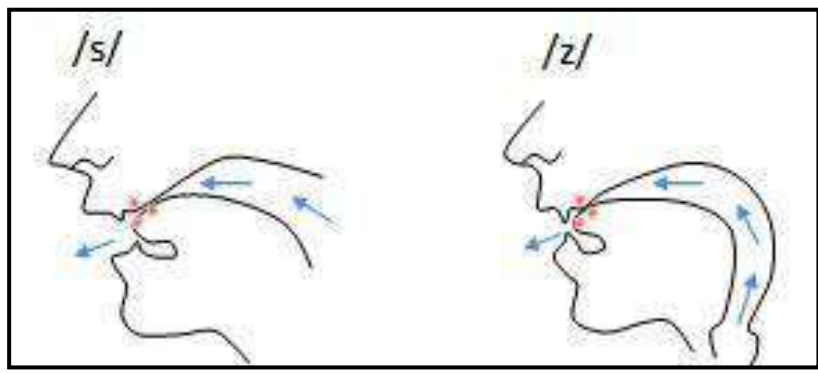
word ‘go’. The following figure shows how the English consonant sounds are made by this type of manner of articulation.



Source: www.ling.upenn.edu

- **Fricatives**

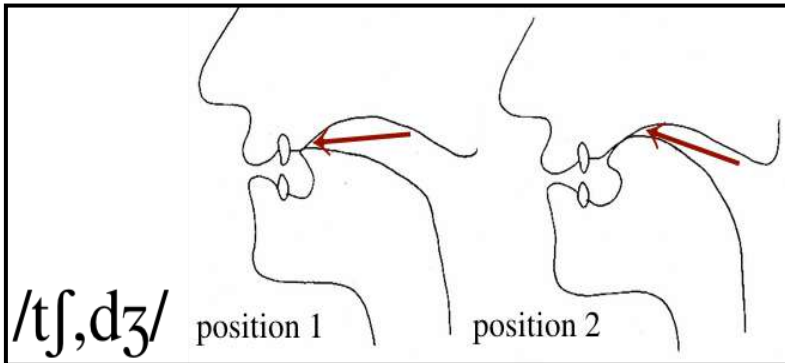
This type of manner of articulation produces consonant sounds by blocking the airstream in the mouth, but not making complete closure (a complete closure belongs to a stop) that the air moves through the mouth and produces audible friction e.g. [s] as in the word ‘cycle’, [z] as in the word ‘zoom’, [f] as in the word ‘fan’, [v] as in the word ‘vast’, [θ] as in the word ‘method’, [ð] as in the word ‘then’, [ʃ] as in the word ‘ship’, [ʒ] as in the word ‘pleasure’ and [h] as in the word ‘hot’. To see how these sounds are made, take a look at the following figures.



Source: <http://tanvirdhaka.blogspot.co.id>

- **Affricatives**

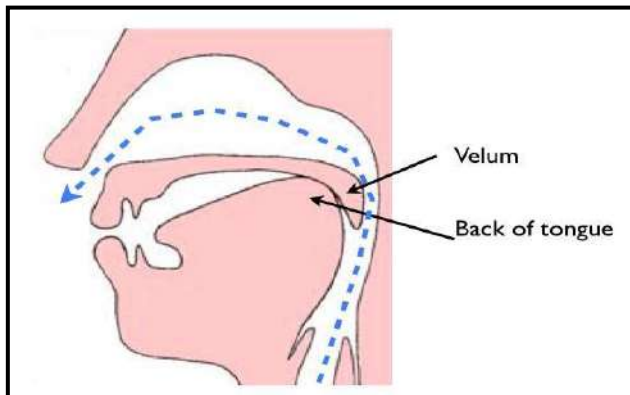
This manner of articulation produces consonant sounds by blocking the airstream briefly with the tongue in the mouth, but in contrast to stop, the blocked airstream is suddenly not released, but is slowly released and causes audible friction e.g. sound [tʃ] as in the word ‘check’ and [dʒ] as in the word ‘jump’. The following figures illustrate how these sounds are produced by affricative.



Source: <http://thesoundofenglish.org>

- **Nasals**

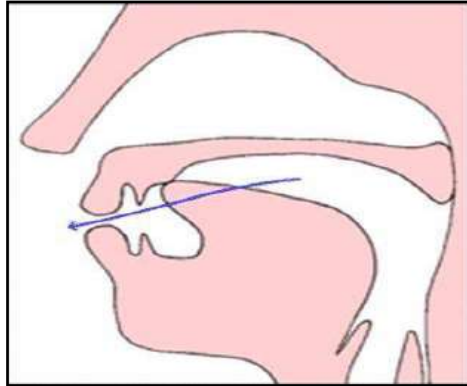
This manner of articulation produces consonant sounds by blocking the airstream pass through the oral cavity using the velum (soft palate) and the back of the tongue, so that the air can only pass through the nasal cavity e.g. sounds [m] as in the word ‘man’, [n] as in the word ‘night’ and [ŋ] as in the word ‘sing’. The following figure gives an illustration on how these nasal consonant sounds are articulated.



Source: <http://www.benjaminmadeira.com>

- **Laterals (Liquid)**

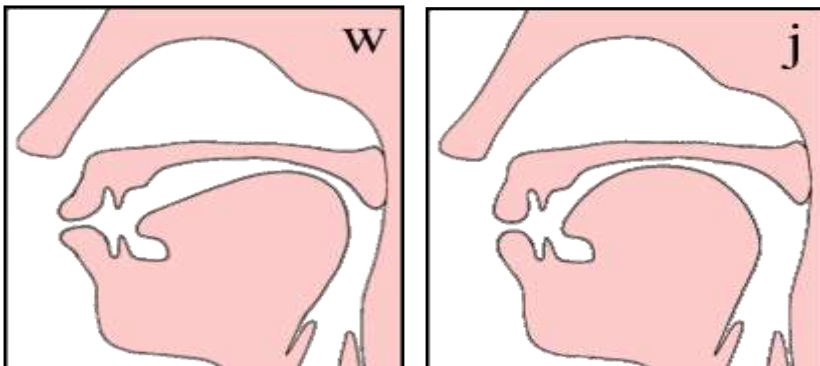
This manner of articulation produces consonant sound by contacting the tip of the tongue onto the alveolar ridge so that the air passes through both sides of the tongue e.g. sounds [l] as in the word ‘leap’. Take a look at the following figure to see how these sounds are produced by laterals’ manner of articulation.



Source: <http://karlita2012pedagogiaingles.blogspot.co.id>

- **Approximants (Glides)**

This type of manner of articulation deals with the way consonant sounds are uttered by making the articulators interact e.g. the tongue and the alveolar ridge without actually touching. In English, there are three approximants i.e. sound [j] as in the word ‘you’, sound [w] as in the word ‘world’ and sound [r] as in the word ‘rise’. To see how these sounds are articulated, take a look at the following figures.



Source: <http://www.phon.ucl.ac.uk>

2. The distinctive features of the English consonant sounds

In order to understand what distinctive feature is, it essential that we know its definition. One of definitions of distinctive feature is available on <http://www.yourdictionary.com> in which distinctive feature is defined as something unique or different that sets someone or something apart from the rest. In English, some different consonant sounds are produced in the same place and manner of articulation e.g. sound [p] and [b]. These sounds are both identified as bilabial and stop sounds. To help the learners in distinguishing both sounds, distinctive feature is then used that is to identify the sounds' distinction by knowing whether the vocal chords vibrate when the consonant sounds are made (voiced), or whether the vocal chords do not vibrate when the consonant sounds are uttered (voiceless). To test the voicing quality of the consonant sounds, the learners may place their fingers on the voice box (i.e. the location of the Adam's apple in the upper throat). This is done to know whether the vocal cords vibrate or not when a particular consonant sound is made. For example, in distinguishing sound [p] and [b], the learners produce sound [p] while placing their fingers over the voice box, they should not feel the vibration. Therefore, sound [p] is known as a voiceless sound in terms of its distinctive feature to sound [b]. Whereas in the case of sound [b], the learners feel the vibration. Therefore, sound [b] is then called as a voiced sound. In a nut shell, sound [p] is a voiceless bilabial stop and sound [b] is a voiced bilabial stop.

Having presented the discussion of the types of English consonant sounds based on place of articulation, manner of articulation, and distinctive features, it is then very important to present the summary of the discussion. The chart below summarizes the consonant sounds for the English language.

Place of articulations									
	Bilabial	Labiodental	Dental	Alveolar	Palatal	Palato-Alveolar	Velar	Glottal	Labio-Velar
Stop	P b			t d			k g		
Fricative		f v	θ ð	s z		ʃ ʒ		h	
Affricative					tʃ dʒ				
Nasal	m		n				ŋ		
Lateral									
Approximant	w				j	r			W

Voiceless phonemes are bold. Voiced phonemes are normal

3. Consonant Letters and Their Consonant Sounds

After studying the types of English consonant sounds from the perspective of place, manner of articulation, the learners then need to know how to use them to pronounce consonant letters in English words. This is important because in English, a consonant letter usually represents one consonant sound, but some consonant letters, for example, c, g, s, may represent two different consonant sounds. The following table gives information about English consonant letters and the representation of their consonant sounds, which is able to help the learners pronounce English words correctly.

Letters	Sounds	Usage in English words
b	[b]	baby, best, buy, bring, blind, absent, about, number, labor, robber, tub
c	[s]	center, cellar, cigarette, cinema, agency, notice;
	[k]	cake, come, cucumber, clean, cry, scratch, act, panic

d	[d]	day, dear, door, admire, hidden, lady, kind, ride, ended
f	[f]	fast, female, forest, fund, fry, flight, often, deaf, cuff
g	[g]	game, gap, gun, great, global, ago, begin, dog, egg;
	[dʒ]	general, giant, agent, suggest, Egypt, energy, huge, manage;
	[ʒ]	mirage, garage, beige, rouge
i	[h]	hair, help, history, home, hotel, hunt, behind, inherit;
	[-]	hour, honor, honest, heir, vehicle, Sarah
j	[dʒ]	jam, Jane, jet, jelly, Jim, jingle, joke, John, June, just
k	[k]	Kate, kind, kill, kilogram, sky, blanket, break, take, look
l	[l]	late, live, alone, close, slim, please, old, nicely, table, file, all
m	[m]	make, men, mother, must, my, summer, name, form, team
n	[n]	napkin, never, night, no, funny, student, kindness, ton, sun
p	[p]	paper, person, pour, public, repair, apple, keep, top, crisp
q	[kw]	quality, question, quite, quote, equal, require;
	[k]	unique, technique, antique, grotesque
r	[r]	rain, red, brief, grow, scream, truck, arrive, turn, more, car
s	[s]	send, simple, song, system, street, lost, kiss, release;
	[z]	cause, present, reason, realism, advise, always, is, was
t	[t]	task, tell, time, tone, tune, hotel, attentive, student, boat, rest
v	[v]	vast, vivid, voice, even, review, invest, give,

		move, active
w	[w]	wall, west, wind, word, would, swear, swim, twenty, twist
x	[ks]	exercise, exchange, expect, ex-wife, axis, fix, relax;
	[gz]	exam, exact, executive, exert, exist, exit, exult;
	[z]	Xenon, Xerox, xenophobia, xylophone
y	[j]	yacht, yard, year, yes, yet, yield, you, your, young
z	[z]	zero, zoo, horizon, puzzle, crazy, organize, quiz, jazz;
	[tz]	pizza, Mozart, Nazi, waltz

Source: adapted from <http://usefulelenglish.ru>

Note: Vowel Sounds in letter W

Letter W, in English, not only produces a consonant sound, but it can also be used to produce a vowel sound i.e. [ʊ] in the diphthongs [aʊ] as in the words ‘now’, ‘how’, ‘owl’, brown’ etc) and [oʊ] as in the word ‘low’, ‘own’, ‘bowl’, etc).

Note: Vowel sounds in letter Y

In English, letter Y may also produce a vowel sound in addition to its function as a consonant. From letter Y, speakers of English can produce two types of vowel sounds i.e. [i], as in the words ‘mystery’, ‘baby’, ‘city’, ‘hurry’, ‘lyric’, etc) and [ai] as in the words ‘by’, ‘try’, ‘rely’, ‘nylon’, ‘type’ etc).

- Consonant sounds in -s/es ending of nouns and verbs

As for many Indonesian learners of English, producing consonant sounds in –s/es ending of nouns (pluralization) and verbs (the first singular subject in simple present) is somewhat problematic since they tend to produce sound [s] for all –s/es ending both in nouns and verbs. While native speakers of English produces three types of consonant sounds in –s/es ending of nouns and verbs i.e. [s], [z], and sound [iz].

Consonant sound [s] for voiceless consonant sounds		
sounds	Words	Pronunciations
p	tapes	teɪps
f	chiefs	tʃɪfs
t	streets	stri:ts
k	(he) parks	pɑ:ks
th [θ]	myths	mɪθs

Consonant sound [z] for voiced consonant sounds		
sounds	Words	Pronunciations
b	ribs	rɪbz
d	(he) reads	ri:dz
g	(he) digs	dɪgz
v	leaves	li:vz
th [ð]	clothes	kləʊðz
l	(she) falls	fɔ:lz
m	(he) swims	swɪmz
n	sins	sɪnz
ŋ	(she) sings	sɪŋz
r	cars	kɑ:rz
y [ɔɪ]	boys	bɔɪz

Consonant sound [ɪz] for hissing consonant sounds		
sounds	Words	Pronunciations
s	prices	praɪsɪz
z	prizes	praɪzɪz
sh [ʃ]	(he) flashes	flæʃɪz
ch [tʃ]	coaches	kəʊtʃɪz
x [ks]	boxes	bɒksɪz
g [dʒ]	judges	dʒʌdʒɪz

- **Consonant sounds in -ed ending of verbs**

In addition to the problem in producing consonant sounds in –s/es ending, the Indonesian learners of English also find it difficult to produce consonant sounds in the –ed ending of verbs. They generally tend to produce sound [ed] as in the word ‘stopped’. This happens because, a few learners know that native speakers of English has three types of consonant sounds regarding the production of sounds in –ed ending verbs. They are sound [t], sound [d] and sound [ɪd].

Consonant sound [t] for verbs ending in voiceless sounds			
Sounds	Basic words	Ending in –ed	Pronunciations
p	stop	stopped	stapt
k	talk	talked	tɔkt
th [θ]	froth	frothed	frɔθt
gh [f]	laugh	laughed	Læft
S	cross	crossed	krɔst
ch [tʃ]	reach	reached	rɪft
sh [ʃ]	wash	washed	wɔft

Consonant sound [d] for verbs ending in voiced sounds			
Sounds	Basic words	Ending in –ed	Pronunciations
b	rob	robbed	rɒbd
g	beg	begged	bɛgd
th [ð]	breath	breathed	Briðd
v	love	loved	lʌvd
s [z]	raise	raised	reɪzd
g [dʒ]	bridge	bridged	brɪdʒd
m	claim	claimed	kleɪmd
n	ban	banned	Bænd
ng [ŋ]	bang	banged	Bæŋd
r	clear	cleared	klɪrd
l	roll	rolled	rould

Consonant sound [əd] or [id] for verbs ending in voiced sounds			
Sounds	Basic words	Ending in –ed	Pronunciations
t	visit	visited	vɪzətəd
	want	wanted	wəntəd
d	need	needed	nɪdəd
	fold	folded	fəʊldəd

- **Consonant combinations (Blended sounds)**

In English, consonant sounds are not only produced when articulating single letter, but some are also produced by letters' combination in English words which results in both single consonant and combination of consonant sounds. This matter is also called a blended sound (consonant clusters) that is groups of two or three consonants in words that makes a different consonant sound e.g. in the word 'school'. In the word, we can see consonant letters combination that is 'sch'. The letters combination is then pronounced as 'sk' in the pronunciation of the word in which the word 'school' is pronounced as 'skul' in English. Knowing how to produce consonant blends will be very helpful in improving the learners' pronunciation skills in English since the ability of producing blended consonant sounds correctly will be able to make the learners' pronunciation sound more natural.

Letters	Sound	Words' examples	Pronunciations
cc	[ks]	accent, accept, access	'æksənt, æk'sept, 'ækses
ch	[tʃ]	chain, check, chief	tʃeɪn, tʃek, tʃɪf
tch	[tʃ]	kitchen, catch, match	'kɪtʃən, kætʃ, mætʃ
ch	[k]	character, chemical, mechanic	'kærɪktər, 'kæməkəl, mə'kænɪk
ch	[ʃ]	chef, chic, machine	ʃef, ʃɪk, mə'ʃɪn
ck	[k]	black, pack, kick	blæk, pæk, kɪk
dge	[dʒ]	bridge, knowledge	brɪdʒ, 'nɒlədʒ
gh	[g]	ghost, ghastly, ghetto	ɡəʊst, 'ɡæstli, 'ɡetəʊ
	[f]	cough, enough,	kɒf, ɪ'naʃ, læf

		laugh	
	[-]	through, neighbor, daughter	θru, 'neɪbər, 'dɔtər
gu	[g]	guard, guide, guest	ɡɑrd, ɡaɪd, ɡest
	[gw]	language, linguistics	'læŋɡwədʒ, lɪŋ'ɡwɪstɪks,
ng	[ŋ]	king, long, wrong, tongue	kɪŋ, lɒŋ, rɒŋ, tʌŋ
	[ŋ][g]	finger, angry, longer, single	'fɪŋɡər, 'æŋɡrɪ, 'lɒŋɡər, 'sɪŋɡəl
ph	[f]	phone, phrase, biography	fəʊn, freɪz, baɪ'ɑɡrəfi
qu (e)	[kw]	question, quite, require	'kwɛstʃən, kwart, ,rɪ'kwɑɪər
	[k]	unique, technique, antique	ju'nik, tɛk'nik, æn'tɪk
sc	[s]	science, scissors, scene	'saɪəns, 'sɪzərz, sɪn
	[sk]	scan, scandal, scare, score	skæn, 'skændəl, skər, skɔr
sch	[sk]	school, scheme, schedule	skul, skim, 'skɛdʒʊl
sh	[ʃ]	share, shoe, fish, punish	ʃər, fu, fɪʃ, 'pʌnɪʃ
th	[θ]	thank, thunder, author, breath	θæŋk, 'θʌndər, 'ɔθər, brɛθ
	[ð]	that, though, father, brother	ðæt, ðəʊ, 'fɑðər, 'brʌðər
wh	[w]	what, which, wheel, white	wʌt, wɪʃ, wɪl, waɪt
	[h]	who, whom, whose, whole	hu, hum, huz, huəl
xh	[ks]	exhibition, exhumation	,ɛksə'bɪʃən, ɛks.ju'meɪʃən
	[g]+[z]	exhaust, exhilarate, exhort	ɪɡ'zast, ɪɡ'zɪlə'reɪt, ɪɡ'zɔrt
bt	[t]	doubt, debt, subtle	daʊt, det, 'sʌtəl
pt	[t]	receipt, pterodactyl	rɪ'sɪt, ,tɛrə'dæktɪl

kn	[n]	k nee, k nife, k now	ni , naɪf , noʊ
gn	[n]	g nome, sign , foreign	noʊm , sain , 'fɔːrən
pn	[n]	p neumonia, p neumatic	nu 'moʊnjə, nu 'mætɪk
mb	[m]	lamb , climb , bomb , comb	læm , klaɪm , bam , koʊm
lm	[m]	calm , palm , salmon	kam , pam , 'sæmən
ps	[s]	psalm, psychology, psychiatrist	sam, saɪ 'kælədʒi, sə 'kaɪətrəst
rh	[r]	r hetoric, r hythm, r hyme	'rɛtərɪk, 'rɪðəm, raɪm
wr	[r]	wrap, wrist, write, wrong	ræp , rɪst , raɪt , rɔŋ
ti	[ʃ]	n ation, p atient	'neɪʃən, 'peɪʃənt
ci	[ʃ]	s pecial, v icious	'speʃəl, 'vɪʃəs
si	[ʃ]	p ension	'penʃən
su	[ʃ]	s ensual, p ressure	'sɛnʃəwəl, 'prɛʃər
	[ʒ]	u sual, v isual, m easure, p leasure	'juːʒəwəl, 'vɪʒəwəl, 'mɛʒər, 'plɛʒər

Source: adapted from <http://usefulelenglish.ru>

4. Phonetic Exercise for Articulating English Consonant Sounds

Knowing the theory of phonetics is never enough for the learners, they need to go a step further that is to practice the theory (doing phonetic exercise) in order to achieve two things i.e. the first, overcoming their difficulties in producing English sounds, and the second making their pronunciation accurate. Due to the purposes, these materials can be used by the learners as phonetic exercises for practicing how to make consonant sounds in short frequently used words. The exercises are sequenced according to the types of consonant sounds which have already learnt in the previous section. In order to practice the sounds accurately, the learners need to do the following instructions:

- a. Focus on making the required consonant sound.
- b. Think how to make the required consonant sound as instructed in the place of articulation and manner of articulation before making the sound.
- c. Produce the required sound slowly and accurately
- d. When you get accustomed to making the sound accurately, then you can produce the sound fluently.

- **Voiceless Bilabial Stop sound [p]**

peel – piece – peer – pick – pin – pen – pair – pack – palm – part.
 pause – pour – port – pond – pool – pure – poor – put – pull.
 person – public – pay – pain – pie – pound – point – pole – post;

pil – pis – pir – pik – pin – pen – per – pæk – pam – part.
 pɔz – pɔr – pɔrt – pænd – pul – pjɔr – pur – pʊt – pʊl.
 'pɜrsən – 'pʌblik – peɪ – peɪn – paɪ – paʊnd – pɔɪnt – pʊl – pʊst;

please – plenty – plan – plural – plug – play – split – splendid – splash
 – splurge;

pliz – 'plɛnti – plæn – 'plʊrəl – plʌg – pleɪ – split – 'splɛndəd –
 splæʃ – splɜdʒ;

pretty – press – practice – prune – pray – price – proud –
 prose – spring – spread – spray – sprout;

'prɪti – prɛs – 'præktəs – prun – preɪ – prais – praʊd –
 prɔʊz – sprɪŋ – sprɛd – spreɪ –
 spraʊt;

speak – spin – spend – span – sport – spoon – space – spy –
 spoil – spoke;

spik – spin – spend – spæn – spɔrt – spun – speɪs – spaɪ –
 spɔɪl – spʊk;

paper – pepper – happen – happy – creepy – tipping – kept –

napkin – apple – people – staple;

'peɪpər – 'pɛpər – 'hæpən – 'hæpi – 'kripi – 'tɪpiŋ – kept – 'næpkɪn –
'æpəl – 'pi:pəl – 'steɪpəl;

tap – nap – cup – lip – drop – trip – keep – help – soup – tape –
ripe – rope – grasp – crisp;

tæp – næp – kʌp – lɪp – drap – tri:p – kip – hɛlp – sup – teɪp –
raɪp – ru:p – græsp – kɹɪsp;

- **Voiced Bilabial Stop sound [b]**

be – beat – beer – big – bit – best – bed – bare – bad – back – balm –
bar – bore – boss – bought – boom – beauty – book – burn – burst –
bus – bun – baby – buy – bound – boy – bone;

bi – bit – bɪr – bɪg – bɪt – bɛst – bɛd – bɛr – bæd – bæc – bʌm – bɑr –
bɔr – bʌs – bʌt – bʌm – 'bjʊti – bʊk – bɜ:n – bɜ:st –
bʌs – bʌn – 'beɪbi – baɪ – baʊnd – bɔɪ – bu:n;

bleed – bless – black – block – blue – blur – blood – blame –
blind – blow;

blɪd – blɛs – blæk – blak – blu – blɜr – blʌd – bleɪm –
blaɪnd – blou;

breed – bring – bread – brand – broad – brother – brain –
break – bright – brown – broken;

brɪd – brɪŋ – brɛd – brænd – brɔd – 'brʌðər – breɪn –
breɪk – braɪt – braʊn – 'brookən;

habit – rabbit – ribbon – robber – robot – absent – number –
able – terrible – ruble – gamble – tumble;

'hæbət – 'ræbət – 'rɪbən – 'rəbər – 'roʊ,bat – 'æbsənt –
'nʌmbər – 'eɪbəl – 'tɛrəbəl – 'rubəl – 'gæmbəl – 'tʌmbəl;

tab – lab – stub – rub – rib – rob – knob – Bob – robe – bulb;

tæb – læb – stʌb – rʌb – rɪb – rab – nab – bab – roʊb – bʌlb;

- **Voiceless Alveolar Stop sound [t]**

team – tip – tell – tan – task – tar – tall – torn – taught – top –
tool – tune – tour – took – turn – ton – take – time – town –
toy – toe – tone;

tim – tip – tɛl – tən – tæsk – tar – tɔl – tɔrn – tɒt – tap –
tul – tun – tɔr – tɒk – tɜrn – tʌn – teɪk – taim – taʊn –
tɔɪ – tʊʊ – toʊn;

treat – trip – trend – track – true – trust – train – trace – try –
street – strong – struck – straight – strike – stroke;

trit – trip – trɛnd – træk – tru – trʌst – treɪn – treɪs – traɪ –
strɪt – strɔŋ – strʌk – streɪt – straɪk – stroʊk;

steam – stick – step – stare – stand – star – store – stop –
student – stir – stun – stable – style – stout – stone;

stim – stɪk – stɛp – stɛr – stænd – stɑr – stɔr – stɑp –
'studənt – stɜr – stʌn – 'steɪbəl – stɑɪl – staʊt – stʊn;

city – pity – kitten – total – potato – writer – later – better –
little – rattle – title – twenty – mister – pizza;

'sɪti – 'pɪti – 'kɪtən – 'təʊtəl – pə'teɪ,tʊ – 'raɪtər – 'leɪtər – 'betər –
'lɪtəl – 'rætəl – 'taɪtəl – 'twenti – 'mɪstər – 'pɪtsə;

set – meet – rate – write – part – coat – short – tact – draft –
belt – point – spent – kept – last – taste – roast;

set – mɪt – reɪt – raɪt – pɑrt – kəʊt – ʃɔrt – tækt – dræft –
bɛlt – pɔɪnt – spɛnt – keɪpt – læst – teɪst – roʊst;

looked – stopped – laughed – passed – released – reached – washed;

lʊkt – stɑpt – læft – pæst – rɪ'list – rɪft – wɔft;

- **Voiced Alveolar Stop sound [d]**

deep – deal – dear – dip – den – dare – Dan – dark – door – dog – do –
duty – during – dirt – dull – day – die – down – don't;

dip – dil – dir – dip – den – der – dæn – dark – dər – dɒg – du – 'duti –
'dɔrɪŋ – dɜrt – dʌl – dei – dai – daʊn – doʊnt;

dream – drink – drip – dress – drag – draw – drop – drew – drum –
drain – dry – drown – drone;

drim – drɪŋk – drip – dres – dræg – drɔ – drap – dru – drʌm – drem –
draɪ – draʊn – droʊn;

lady – hidden – admire – edition – Edward – heading – idle –
riddle – cradle – handle – bundle;

'leɪdi – 'hɪdən – æd'maɪr – ə'dɪʃən – 'ɛdwərd – 'hɛdɪŋ – 'aɪdəl –
'rɪdəl – 'kreɪdəl – 'hændəl – 'bʌndəl;

kid – did – read – ride – made – mad – add – odd – cord – heard –
would – could – send – kind – wind – round;

kɪd – dɪd – rɪd – raɪd – meɪd – mæd – æd – ʌd – kɔrd – hɜrd –
wʊd – kʊd – send – kaɪnd – wɪnd – raʊnd;

played – studied – called – bored – lived – turned – managed –
hated – started – needed – ended;

pleɪd – 'stʌdɪd – kɔld – bɔrd – laɪvd – tɜrnd – 'mænədʒd –
'heɪtəd – 'stɑrtəd – 'nɪdəd – 'ɛndəd;

- **Voiceless Velar Stop sound [k]**

keen – keep – kill – kiss – Ken – chemistry – can – cap – calm –
car – call – corn – cool – cute – cook – curse – come – Kate –
case – kind – coast – cone;

kin – kip – kɪl – kɪs – kɛn – 'kɛməstri – kæn – kæp – kəm –

kʌr – kəl – kɔrn – kul – kjut – kʊk – kɜrs – kʌm – kert –
keɪs – kaɪnd – koʊst – koʊn;

kleɪn – kleə – klik – klas – klue – clerk – klub – kleɪm – klɪmb –
klaʊd – klaʊn – kloʊs;

klin – klɪr – klɪk – klæs – klu – klɜrk – klub – kleɪm – klaim –
klaʊd – klaʊn – kloʊs;

cream – critical – credit – crash – crawl – cruise – crush –
crazy – cry – crowd – scream – scratch – scrape;

krim – 'krɪtɪkəl – 'krɛdɪt – kræʃ – krəl – kruz – krʌʃ –
'kreɪzi – kraɪ – kraʊd – skrim – skræʃ – skreɪp;

fact – active – action – token – lecture – awkward – Arctic –
mechanics – archive – miracle;

fækt – 'æktɪv – 'ækfən – 'tʊkən – 'lɛktʃər – 'ʌkwərd – 'ɑrtɪk –
mə'kænɪks – 'ɑr,karv – 'mɪrəkəl;

[sk] scan – scale – scare – score – school – scope – escape – skate –
ski – skin – skirt – skunk – sky;

[sk] skæn – skɪl – skɛr – skɔr – skul – sku:p – ɪ'skeɪp – skɛrt – ski –
skɪn – skɜrt – skʌŋk – skai;

[k] account – accommodate – according – accumulate –
accuse – occur;

[k] ə'kaʊnt – ə'kʌmə,deɪt – ə'kɔrdɪŋ – ə'kjʊmjə,leɪt –
ə'kjuz – ə'kɜr;

[ks] access – accent – accept – succeed;

[ks] 'æks,ses – 'æksɛnt – æk'sɛpt – sæk'sɪd;

[ks] fix – relax – maximum – axis – excellent – exceed –

except – excess – exchange – explain – explore;

[ks] fiks – rɪ'læks – 'mæksəməm – 'æksəs – 'ɛksələnt – ɪk'sɪd –
ɪk'sept – 'ɛk,səs – ɪks'ʃeɪndʒ – ɪk'spleɪn – ɪk'splɔː;

[ksk] exclaim – exclude – excuse – excursion;

[ksk] ɪk'skleɪn – ɪk'sklud – ɪk'skjus – ɪk'skɜːʒən;

[kw] question – quite – quick – queen – quality – equal –
require – request;

[kw] 'kwɛstʃən – kwart – kwɪk – kwɪn – 'kwələti – 'ɪkwəl –
,rɪ'kwaɪər – rɪ'kwɛst;

cake – took – walk – talk – dark – oak – rack – pick – panic –
magic – unique – bank – link – risk – task;

keɪk – tʊk – wɔːk – tɔːk – dɑːk – oʊk – ræk – pɪk – 'pænɪk – 'mædʒɪk –
ju'nik – bæŋk – lɪŋk – rɪsk – tæsk;

- **Voiced Velar Stop sound [g]**

give – gift – get – guess – gas – gap – guard – gorge – gone – goose –
good – girl – gun – gust – game – guy – guide – go – gold;

gɪv – gɪft – ɡet – ɡes – ɡæs – ɡæp – ɡɑːd – ɡɔːdʒ – ɡɒn – ɡʊs
– ɡʊd – ɡɜːl – ɡʌn – ɡʌst – ɡeɪm – ɡaɪ – ɡaɪd – ɡoʊ – ɡoʊld;

glimpse – glare – glance – glamor – glue – gloomy – glum – glide –
global – glow;

ɡlɪmps – ɡlɛr – ɡlæns – 'ɡlæmə – ɡlu – 'ɡlumi – ɡlʌm – ɡlaɪd –
'ɡloʊbəl – ɡloʊ;

green – grip – grab – grasp – grew – groom – great – ground – grow;

ɡrɪn – ɡrɪp – ɡræb – ɡræsp – ɡru – ɡrum – ɡreɪt – ɡraʊnd – ɡroʊ;

begin – again – ago – legal – eager – beggar – regular – ignore – ugly
– giggle – eagle – struggle – single – anger – hungry;

bɪ'ɡɪn – ə'ɡeɪn – ə'ɡoʊ – 'lɪɡəl – 'ɪɡər – 'beɡər – 'regjələr – ɪɡ'nɔr –
'ʌɡli – 'ɡɪɡəl – 'ɪɡəl – 'strʌɡəl – 'sɪŋɡəl – 'æŋɡər – 'hʌŋɡri;

[gw] language – linguist – Guatemala;

[gw] 'læŋɡwədʒ – 'lɪŋɡwɪst – ,ɡwətə'mælə;

[gz] exist – exert – exam – exact – exhibit;

[gz] ɪɡ'zɪst – ɪɡ'zɜrt – ɪɡ'zæm – ɪɡ'zækt – ɪɡ'zɪbɪt;

big – bag – dog – leg – egg – rug – dialogue – vague – vogue;

bɪɡ – bæɡ – dɒɡ – leɡ – ɛɡ – rʌɡ – 'daɪə,lɒɡ – veɪɡ – voʊɡ;

- Voiceless Labiodental Fricative sound [f]

feel – feed – fear – fit – finish – fell – fed – fair – fast – far – four –
form – fond – food – few – full – foot – fur – firm – fun – fame – fate
– final – find – found – phone – photo;

fɪl – fɪd – fɪr – fɪt – 'fɪnɪʃ – fɛl – fɛd – fɛr – fæst – fɑr – fɔr –
fɔrm – fʌnd – fud – fju – fɒl – fɒt – fɜr – fɜrm – fʌn – feɪm –
fert – 'faɪnəl – faɪnd – faʊnd – foun – 'foʊ,tu;

flick – flesh – flag – floor – floss – flew – flu – flirt – flame – fly –
flight – Floyd – flown;

fɪk – fleʃ – flæg – flɔr – flas – flu – flu – flɜrt – fleɪm – flɑr –
flat – flɔɪd – floʊn;

free – freeze – frigid – friend – fresh – fragile – fraud – frog – fruit –
frame – phrase – fry – frown – froze;

fri – friz – 'frɪdʒəd – frænd – frɛʃ – 'frædʒəl – frəd – frag – frut –
freim – freɪz – fraɪ – fraʊn – froʊz;

office – offer – often – suffer – effect – coffee – muffin – defend –
after – left – drift – soft;

'ɒfəs – 'ɒfər – 'ɒfən – 'sʌfər – ɪ'fekt – 'kafi – 'mʌfən – dɪ'fend –
'æftər – left – drift – soft;

if – life – safe – loaf – half – deaf – stiff – staff – cuff – rough – tough
– enough – laugh;

ɪf – laɪf – seɪf – loʊf – hæf – deɪf – stɪf – stæf – kʌf – rʌf – tʌf – ɪ'nʌf –
læf;

- **Voiced Labiodental Fricative sound [v]**

veal – vivid – vet – very – variant – vast – vault – verb – vein – vague
– vine – vital – vouch – voice – void – vote;

vɪl – 'vɪvəd – vet – 'veri – 'veriənt – væst – vɔlt – vɜrb – vein – veɪg –
vain – 'vaɪəl – vaʊʃ – vɔɪs – vɔɪd – voʊt;

even – evil – fever – eleven – event – level – lever – ever –
every – invest – review – prevail – prevent – provoke;

'ivɪn – 'ivəl – 'fɪvər – ɪ'levən – ɪ'vent – 'levəl – 'levər – 'evər –
'evəri – ɪn'vest – ,ri'vju – prɪ'veɪl – prɪ'vent – prə'vʊk;

leave – give – live – active – love – move – brave – groove –
stove – curve;

liv – gɪv – liv – 'æktɪv – lʌv – muv – breɪv – gruv –
stoʊv – kɜrv;

- **Voiceless Dental Fricative sound [θ]**

theme – thief – theater – theory – thin – thick – thing – think – therapy
– thank – thorn – thought – third – thirty – thirsty – thermometer –
Thursday – thoroughly – thumb – thunder – thousand;

θim – θif – 'θiətər – 'θiri – θɪn – θɪk – θɪŋ – θɪŋk –
'θerəpi – θæŋk – θɔrn – θɔt – θɜrd – 'θɜrdi – 'θɜrsti –
θər'mamətər – 'θɜrz,deɪ – 'θɜrouli – θʌm – 'θʌndər –
'θaʊzənd;

three – thrifty – thrill – thread – threat – throb – through – threw –
thrust – thrive – throw – throat – throne;

θri – 'θriɪti – θriɪ – θrɛd – θrɛt – θrʌb – θru – θru –
θrʌst – θraɪv – θrou – θrou – θroun;

method – author – lethal – anything – everything – nothing –
diphthong – without – sympathy;

'mɛθəd – 'ɔθər – 'liθəl – 'ɛni,θɪŋ – 'ɛvri,θɪŋ – 'nʌθɪŋ –
'dɪf,θɔŋ – wɪ'θaʊt – 'sɪmpəθi;

breath – bath – path – booth – tooth – teeth – truth – north – cloth –
moth – earth – birth – faith – south – both – growth;

brɛθ – bæθ – pæθ – buθ – tuθ – tiθ – truθ – nɔrθ – klɒθ –
mɒθ – ɜrθ – bɜrθ – feɪθ – saʊθ – boʊθ – grouθ;

health – wealth – length – strength – width – fifth – sixth – thirteenth
– thirtieth;

hɛlθ – wɛlθ – lɛŋkθ – strɛŋkθ – wɪdθ – fɪfθ – sɪksθ –
'θɜr'tɪnθ – 'θɜrtiəθ;

- **Voiced Dental Fricative sound [ð]**

these – this – then – them – their – there – that – than – the – they –
those – though;

ðiz – ðis – ðen – ðem – ðer – ðer – ðæt – ðæn – ði – ðei –
ðouz – ðou;

other – mother – father – brother – leather – feather – weather –
whether – together – gather – either – neither – further;

'ʌðər – 'mʌðər – 'faðər – 'brʌðər – 'leðər – 'feðər – 'weðər – 'weðər –
tə'gɛðər – 'gæðər – 'iðər – 'niðər – 'fɜrðər;

although – without – southern – northern – rhythm – clothes;

,ɔl'ðou – wɪ'θaʊt – 'sʌðərn – 'nɔrðərn – 'rɪðəm – klouðz;

breathe – bathe – soothe – smooth – clothe – with;

brið – beið – suð – smuð – klouð – wið;

- **Voiceless Alveolar Fricative sound [s]**

seem – seen – sin – simple – city – send – center – sad – sack – saw –
sore – song – soon – suit – sir – certain – sun – suck – save – sail –
side – sign – sound – sour – so – soul;

sim – sin – sin – 'sɪmpəl – 'sɪti – sɛnd – 'sɛntər – sæd – sæk –
sə – sɔr – sɔŋ – sun – sut – sɜr – 'sɜrtən – sʌn – sʌk – seɪv –
seɪl – saɪd – sam – saʊnd – 'saʊər – sou – soul;

lesson – listen – associate – society – privacy – agency – test – waste;

'lesən – 'lɪsən – ə'soʊsiət – sə'saɪəti – 'praɪvəsi – 'eɪdʒənsi – tɛst –
weɪst;

sleep – slope – smell – smile – snake – snow – speak – span –
split – splash – spray – spring – stay – stone – strain – stripe –
sweet – swim;

slip – sloop – smel – smail – snek – snou – spik – spæn –
split – splæf – spreɪ – sprɪŋ – steɪ – stoun – streɪn – straɪp –
swit – swim;

[sk] scale – scare – escape – scatter – score – school – scoundrel –
screen – scrub – skate – skin – sky;

[sk] skeɪl – sker – ɪ'skeɪp – 'skætər – skɔr – skul – 'skaʊndrəl – skrin –
skrʌb – sket – skɪn – skaɪ;

[s] scene – scent – science – scissors – scythe – miscellaneous;

[s] sin – sent – 'saɪəns – 'sɪzərz – sɪθ – ,mɪsə'leɪniəs;

[ks] accent – access – accept – except – excess – explain –
relax – fix – mix;

[ks] 'æksənt – 'æk,sɛs – æk'sept – ɪk'sept – 'ɛk,sɛs – ɪk'spleɪn –
rɪ'læks – fɪks – mɪks;

kiss – pass – advice – nice – notice – release – increase –
reduce – use (n.) – loose – rinse – since – chance;

kɪs – pæs – æd'vaɪs – naɪs – 'nəʊtɪs – rɪ'lis – 'ɪn,kris –
rə'dʌs – juz (n.) – lus – rɪns – sɪns – ʃæns;

looks – takes – asks – stops – keeps – types – laughs – coughs –
fits – hates – tests – insists;

lʊks – teɪks – æksks – stɒps – kɪps – taɪps – læfs – kɔfs –
fɪts – heɪts – tɛsts – ɪn'sɪsts;

- **Voiced Alveolar Fricative sound [z]**

zebra – zero – zip – zigzag – zest – zap – zoo – zoom – zone;

'zibrə – 'zirou – zip – 'zigzæg – zɛst – zæp – zu – zum – zoon;

music – reason – poison – present – dozen – citizen –
horizon – razor – resign – resist – busy – crazy – lazy –
puzzle – sizzle – dazzle – realism – idealism –
capitalism – socialism;

'mjuzɪk – 'rizən – 'pɔɪzən – 'prezənt – 'dʌzən – 'sɪtəzən – hə'raɪzən –
'reɪzər – rɪ'zain – rɪ'zɪst – 'bɪzi – 'kreɪzi – 'leɪzi –
'pʌzəl – 'sɪzəl – 'dæzəl – 'riəlɪzəm – aɪ'dɪlɪzəm –
'kæpɪtəlɪzəm – 'səʊʃəlɪzəm;

[gz] exist – exert – exam – exact – exhibit;

[gz] ɪg'zɪst – ɪg'zɜrt – ɪg'zæm – ɪg'zækt – ɪg'zɪbɪt;

lose – choose – use (v.) – rose – those – wise – always – advise –
surprise – organize – quiz – jazz;

luz – ʃuz – juz (v) – rouz – ðouz – waɪz – 'ɒl,weɪz – æd'vaɪz –
sər'praɪz – 'ɔrgənəɪz – kwɪz – dʒæz;

is – does – has – pays – runs – teams – finds – tells – rubs – lives –
classes – loses – changes – fixes;

ɪz – dʌz – hæz – peɪz – rʌnz – tɪmz – faɪndz – tɛlz – rʌbz – lɪvz –
'klæsəz – 'luzəz – 'ʃeɪndʒəz – 'fɪksɪz;

- **Voiceless Palato-Alveolar Fricative sound [ʃ] [sh]**

she – sheep – sheer – chic – ship – shed – share – champagne –
short – shot – shoe – sure – sugar – should – shook – shirt – shut –
shame – shake – shape – shine – show;

ʃi – ʃip – ʃir – ʃik – ʃip – ʃed – ʃer – ʃæm'peɪn –
ʃɔrt – ʃat – ʃu – ʃʊr – 'ʃʊgər – ʃʊd – ʃʊk – ʃɜrt – ʃʌt –
ʃeɪm – ʃeɪk – ʃeɪp – ʃaɪn – ʃoʊ;

shriek – shrimp – shrink – shrug – shrine;

ʃrɪk – ʃrɪmp – ʃrɪŋk – ʃrʌg – ʃraɪn;

special – social – official – financial – politician – efficient –
patient – delicious – suspicious – precious – cautious – discussion –
expression – mission – pressure – fashion – nation –
section – condition;

'speʃəl – 'soʊʃəl – ə'fɪʃəl – fə'nænʃəl – ,pə'lə'tɪʃən – ɪ'fɪʃənt –
'peɪʃənt – dɪ'liʃəs – sə'spiʃəs – 'preʃəs – 'kɒʃəs – dɪ'skʌʃən –
ɪk'spreʃən – 'mɪʃən – 'preʃər – 'fæʃən – 'neɪʃən –
'sekʃən – kən'dɪʃən;

push – bush – leash – fish – flash – rash – cash – cache –
publish – foolish;

pʊʃ – buʃ – liʃ – fiʃ – flæʃ – ræʃ – kæʃ – kæʃ –
'pʌbliʃ – 'fʊliʃ;

- Voiced Palato-Alveolar Fricative sound [ʒ] [zh]

usual – casual – visual – vision – explosion – erosion –
measure – pleasure – treasure – leisure;

'ju:ʒəwəl – 'kæʒəwəl – 'vɪʒəwəl – 'vɪʒən – ɪk'spləʊʒən – ɪ'rouʒən –
'meɪʒər – 'pleɪʒər – 'treɪʒər – 'leɪʒər;

beige – mirage – collage – sabotage – prestige – garage – rouge;

beɪʒ – mə'rɑ:ʒ – kə'lɑ:ʒ – 'sæbə'tɑ:ʒ – pre'sti:ʒ – gə'rɑ:ʒ – ru:ʒ;

- **Voiceless Glottal Fricative sound [h]**

he – heat – here – him – history – help – hair – hand – have –
half – heart – hard – horn – hot – who – whose – hook – her –
heard – hurry – hunt – hundred – hate – hide – how – home –
hope – hold – whole;

hi – hit – hir – him – 'hɪstəri – help – her – hænd – hæv –
hæf – hart – hard – hɔrn – hat – hu – huz – hɔk – hɜr –
hɜrd – 'hɜri – hʌnt – 'hʌndrəd – heɪt – hard – haʊ – hoʊm –
hoʊp – hoʊld – hoʊl;

behind – behold – inherit – inhibit – inhabit – inhale;

bɪ'haɪnd – bɪ'hoʊld – ɪn'herət – ɪn'hɪbət – ɪn'hæbət – ɪn'heɪl;

- **Voiceless Palatal Affricative sound [tʃ] [ch]**

cheese – cheap – cheer – chip – chin – check – chess – chair – chance
– chapter – charity – chart – charter – chalk – chore –
choose – chew – church – chunk – chain – China – chime –
chose – choke;

tʃiːz – tʃiːp – tʃiːr – tʃɪp – tʃɪn – tʃɛk – tʃɛs – tʃɛr –
tʃæns – 'tʃæptər – 'tʃɛrɪti – tʃɑrt – 'tʃɑrtər – tʃɑk – tʃɔr –
tʃuːz – tʃu – tʃɜrtʃ – tʃʌŋk – tʃeɪn – 'tʃaɪnə – tʃaɪm –
tʃoʊz – tʃoʊk;

teacher – preacher – kitchen – matching – watching – teaching;
'ti:tʃər – 'pri:tʃər – 'kɪtʃən – 'mætʃɪŋ – 'wɑ:tʃɪŋ – 'ti:tʃɪŋ;

much – such – touch – search – torch – teach – rich – branch –
lunch – batch – catch – patch – pitch – watch – Dutch;

mʌtʃ – sʌtʃ – tʌtʃ – sɜrtʃ – tɔrtʃ – ti:tʃ – rɪtʃ – bræntʃ –

lʌŋf – bæf – kæf – pæf – pɪf – wʌf – dʌf;

- **Voiceless Palatal Affricative sound [dʒ]**

jeans – jeep – Jim – gin – gym – jet – general – gentle –
jam – jazz – John – journey – journal – just – jump – judge –
June – jail – Jane – giant – joint – joke;

dʒɪnz – dʒɪp – dʒɪm – dʒɪn – dʒɪm – dʒet – 'dʒenərəl – 'dʒentəl –
dʒæm – dʒæz – dʒən – 'dʒɜrni – 'dʒɜrnəl – dʒʌst – dʒʌmp – dʒʌdʒ –
dʒʊn – dʒeɪl – dʒeɪn – 'dʒaɪənt – dʒɔɪnt – dʒʊk;

region – surgeon – agent – angel – danger – stranger –
engine – Egypt – tragic – energy – object – subject –
injection – suggest – fidget;

'rɪdʒən – 'sɜrdʒən – 'eɪdʒənt – 'eɪndʒəl – 'deɪndʒər – 'streɪndʒər –
'ɛndʒən – 'ɪdʒəpt – 'trædʒɪk – 'ɛnərdʒi – 'æbdʒekt – 'sʌbdʒɪkt –
ɪn'dʒɛkʃən – səg'dʒɛst – 'fɪdʒɪt;

age – page – rage – large – huge – emerge – package – message –
hostage – manage – bridge – badge – porridge – change – range –
strange – sponge;

eɪdʒ – peɪdʒ – reɪdʒ – lɑrdʒ – hʃudʒ – ɪ'mɜrdʒ – 'pækədʒ – 'mesədʒ –
'hɑstɪdʒ – 'mænədʒ – brɪdʒ – bædʒ – 'pɒrədʒ – ʃ'eɪndʒ – reɪndʒ –
streɪndʒ – spʌndʒ;

- **Voiced Bilabial Nasal sound [m]**

me – mean – mere – middle – mint – men – man – mark – more –
Mommy – moon – mute – murder – must – mother – main – make –
mind – my – mode – most;

mi – min – mɪr – 'mɪdəl – mɪnt – mɛn – mən – mark – mɔr – 'mami –
mun – mjuːt – 'mɜrdər – mʌst – 'mʌðər – meɪn – meɪk – maɪnd – maɪ –
moʊd – moʊst;

smell – smash – smart – small – smooth – smug – smile – smoke;
smel – smæf – smart – sməl – smuð – smʌg – smail – smook;

summer – Emma – command – memory – murmur – family – female
– mumble – ramble;

'sʌmər – 'emə – kə'mænd – 'mɛməri – 'mɜrmər – 'fæməli – 'fi,mɛɪl –
'mʌmbəl – 'ræmbəl;

seem – some – dame – time – form – firm – stem – plum – lamb –
thumb – climb – comb;

sim – sʌm – deɪm – taɪm – fɔrm – fɜrm – stɛm – plʌm – læm –
θʌm – klaim – koom;

- **Voiced Alveolar Nasal sound [n]**

need – neat – knee – never – nap – nasty – normal – not – noon – new
– nutrition – nut – name – nature – knife – night – nine – now – noun
– nose – know – no;

nɪd – nɪt – nɪ – 'nævər – næp – 'næsti – 'nɔrməl – nʌt – nʌn –
nu – nu'trɪʃən – nʌt – neɪm – 'neɪtʃər – naɪf – naɪt – naɪn – naʊ – naʊn –
noʊz – noʊ – noʊ;

sneeze – sniff – snack – snap – snore – snob – snug – snake – snail –
sniper – snow;

snɪz – snɪf – snæk – snæp – snɔr – snɒb – snʌg – sneɪk – sneɪl –
'snaɪpər – snoʊ;

funny – manner – inner – winner – annoy – finish – internal –
kindness – signature;

'fʌni – 'mænər – 'ɪnər – 'wɪnər – ə'nɔɪ – 'fɪnɪʃ – ɪn'tɜrnəl – 'kaɪndnəs –
'sɪgnəʃər;

lunch – bench – branch – change – range – find – mind – bend –
 sound – round – aunt – faint – point – student – sent – dance – science
 – sense;

lʌntʃ – bɛntʃ – bræntʃ – tʃeɪndʒ – reɪndʒ – faɪnd – maɪnd – bænd –
 saʊnd – raʊnd – ænt – feɪnt – pɔɪnt – 'studənt – sent – dæns – 'saɪəns –
 sɛns;

ban – tan – kin – pin – thin – sin – son – sun – born – sane – main –
 sign – nine – noun – known – own – Indian;

bæn – tæn – kɪn – pɪn – θɪn – sɪn – sʌn – sʌn – bɔːn – seɪn – meɪn –
 saɪn – naɪn – naʊn – nʊn – oʊn – 'ɪndiən;

- Voiced Velar Nasal sound [ŋ]

[ŋ] sing – singer – singing – sang – sung – hang – hanger –
 hanging – hung – lung – song – king – bang – slang – ring –
 ping – thing – wrong – long – young – strong – tongue –
 going – cooking – reading;

[ŋ] sɪŋ – 'sɪŋər – 'sɪŋɪŋ – sæŋ – sʌŋ – hæŋ – 'hæŋər –
 'hæŋɪŋ – hʌŋ – lʌŋ – sɔŋ – kɪŋ – bæŋ – slæŋ – rɪŋ –
 pɪŋ – θɪŋ – rɔŋ – lɔŋ – jʌŋ – strɔŋ – tʌŋ –
 'ɡoʊɪŋ – 'kʊkɪŋ – 'rɛdɪŋ;

[ŋ]+[g] finger – anger – angry – hunger – hungry – linger –
 longer – longest – younger – youngest – stronger – strongest –
 congress (n.) – single – angle – strangle – tangle – lingo –
 language – linguist;

[ŋ]+[g] 'fɪŋɡər – 'æŋɡər – 'æŋɡrɪ – 'hʌŋɡər – 'hʌŋɡrɪ – 'lɪŋɡər –
 'lɔŋɡər – 'lɔŋɡəst – 'jʌŋɡər – 'jʌŋɡəst – 'strɔŋɡər – 'strɔŋɡəst –
 'kɒŋɡrəs (n.) – 'sɪŋɡəl – 'æŋɡəl – 'stræŋɡəl – 'tæŋɡəl – 'lɪŋɡoʊ –
 'læŋɡwədʒ – 'lɪŋɡwɪst;

[ŋ]+[k] bank – banker – frank – spank – tank – ankle – drink – think – sink – link – ink – pink – punk – drunk – skunk – uncle;

[ŋ]+[k] bæŋk – 'bæŋkər – fræŋk – spæŋk – tæŋk – 'æŋkəl – driŋk – θiŋk – siŋk – liŋk – iŋk – piŋk – pʌŋk – drʌŋk – skʌŋk – 'ʌŋkəl;

- **Voiced Alveolar Lateral sound [l]**

lead – leap – live – let – less – lack – last – lark – law – lord – lock – lot – lost – lose – loop – look – learn – luck – lady – late – life – like – light – lie – loud – loyal – Lloyd – load;

lid – lip – liv – let – les – læk – læst – lark – lə – lɔrd – lək – lət – lɔst – luz – lup – lək – lɜrn – lək – 'leɪdi – leɪt – laɪf – lark – laɪt – laɪ – laʊd – 'ləɪəl – lɔɪd – lɔʊd;

blood – blow – plain – plan – clear – close – glide – glow – split – splash;

blʌd – blɔʊ – pleɪn – plæn – klɪr – kloʊs – glɑɪd – glɔʊ – split – splæʃ;

sleep – slip – slap – slash – slot – sluice – slur – slum – slave – slight – slide – slouch – slow – slogan;

slip – slɪp – slæp – slæʃ – slat – slus – slɜr – slʌm – slɛɪv – slat – slɑɪd – slaʊʃ – sloʊ – 'sləʊgən;

alone – alive – Elizabeth – elect – valley – lily – silly – really – lonely – nicely – wisely;

ə'loʊn – ə'laɪv – ɪ'lɪzəbəθ – ɪ'lekt – 'væli – 'lɪli – 'sɪli – 'rɪli – 'loʊnli – 'naɪsli – 'waɪzli;

cold – hold – held – mild – field – build – fault – salt – felt – melt – consult;

koʊld – hoʊld – held – maɪld – fɪld – bɪld – fɔlt – sɔlt – felt –

melt – kən'salt;

apple – couple – table – terrible – little – bottle – needle – idle –
miracle – vehicle;

'æpəl – 'kʌpəl – 'teɪbəl – 'tɛrəbəl – 'lɪtəl – 'bʌtəl – 'nɪdəl – 'aɪdəl –
'mɪrəkəl – 'vɪhɪkəl;

all – fall – call – tell – well – will – whole – role – roll – soul –
deal – boil – mail – tale – file – cool – girl;

ɔl – fɔl – kɔl – tɛl – wɛl – wɪl – hoʊl – roʊl – roʊl – soʊl –
dɪl – bɔɪl – meɪl – teɪl – faɪl – kuːl – gɜːl;

- **Voiced Palato-Alveolar Approximant sound [r]**

read – reap – real – rear – risk – wrist – red – rest – rare – ran – rap –
raw – wrong – roof – route – room – run – rust – rain – raise – rise –
right – round – royal – road – rope – rose – wrote;

riːd – riːp – riːəl – rɪr – rɪsk – rɪst – rɛd – rɛst – rɛr – ræn – ræp –
rɔ – rɔŋ – ruf – rut – rum – rʌn – rʌst – reɪn – reɪz – raɪz –
raɪt – raʊnd – 'rɔɪəl – roʊd – roʊp – roʊz – roʊt;

bring – proud – spread – true – stripe – dry – free – crow – scrape –
grab – throw – shrink;

briŋ – praʊd – sprɛd – tru – straɪp – draɪ – fri – krou – skreɪp – græb –
θrou – ʃriŋk;

around – arrange – arrive – arrogant – narrow – berry – carry –
sorry – hurry – during – period – barbaric – murderous – careless –
reference – tolerance – story – salary;

ə'raʊnd – ə'reɪndʒ – ə'raɪv – 'ɛrəɡənt – 'nɛroʊ – 'bɛri – 'kæri – 'səri –
'hɜːri – 'dʊrɪŋ – 'pɪrɪəd – bɑːr'bæriːk – 'mɜːrdərəs – 'kɛrləs – 'rɛfərəns –
'tʌlərəns – 'stɔːri – 'sæləri;

carp – hard – park – large – carve – born – form – horse – porch –
morgue – term – earn – birth – first – girl – curb – curl – hurt – turf;

karp – hard – park – lardʒ – karv – bɔrn – fɔrm – hɔrs – pɔrʃ – mɔrg –
tɜrm – ɜrn – bɜrθ – fɜrst – gɜrl – kɜrb – kɜrl – hɜrt – tɜrf;

more – tore – four – car – bar – far – care – pair – fear – hear – sir –
were – fur – purr – fire – hire – poor – tour – our – power;

mɔr – tɔr – fɔr – kɑr – bɑr – fɑr – kɛr – pɛr – fɪr – hɪr – sɜr –
wɜr – fɜr – pɜr – 'faɪər – 'haɪər – pur – tʊr – 'aʊər – 'paʊər;

- **Voiced Labio Velar Approximant sound [w]**

we – week – wheel – wind – will – wet – west – when – where – wax
– wall – war – warm – water – want – wool – would – word – worse –
won – one – once – way – wait – wild – why – white – wound – won't;

wi – wik – wil – wind – wɪl – wɛt – wɛst – wɛn – wɛr –
wæks – wɔl – wɔr – wɔrm – 'wɔtər – want – wɔl – wɒd – wɜrd –
wɜrs – wʌn – wʌn – wʌns – weɪ – weɪt – waɪld – waɪ – waɪt – wʊnd –
wʊnt;

sweet – swim – swift – sweat – swear – swallow – twelve – twenty –
twice – twinkle – twist – dwell – dwarf;

swit – swim – swift – swɛt – swɛr – 'swaləʊ – twelv – 'twenti –
twɔɪs – 'twɪŋkəl – twɪst – dwɛl – dwɔrf;

[kw] question – quite – quick – queen – quality – equal –
request – require;

[kw] 'kwɛstʃən – kwɪt – kwɪk – kwɪn – 'kwæləti – 'ɪkwəl – rɪ'kwɛst –
,rɪ'kwaɪər;

[gw] language – linguist – Guatemala;

[gw] 'læŋgwədʒ – 'lɪŋgwɪst – ,gwatə'mælə;

- **Voiced Palatal Approximant sound [j]**

year – yield – yes – yesterday – yellow – yet – yard – yawn – York –
yacht – yearn – young – yoga – yolk – you – use – unit – utility;

jɪr – jɪld – jɛs – 'jɛstər,deɪ – 'jɛləʊ – jɛt – jɑrd – jən – jɔrk –
jæt – jɜrn – jʌŋ – 'jɒʊgə – jɒʊk – ju – juz – 'junət – ju'tɪləti;
canyon – million – billion – onion – union – music – human –
few – view.

kænjən – 'mɪljən – 'bɪljən – 'ʌnjən – 'junjən – 'mju:zɪk – 'hju:mən –
fju – vju

CHAPTER FOUR

PHONETICS AS AN INSTRUCTION TO THE ARTICULATION OF ENGLISH VOWEL SOUNDS

This part presents the discussion on sounds of English vowels. According to Williamson (2015), vowels are described as **open, oral** as well as **voiced** speech sounds. They are named open sounds because there is no obstruction to the flow of air from the lungs as it passes up through the trachea, through the larynx, through the oral cavity and out of the mouth. Besides, vowels are said as *oral sounds* because they are made by flowing the air only through the mouth. Further, they are voiced since they are produced with the vocal folds vibrating.

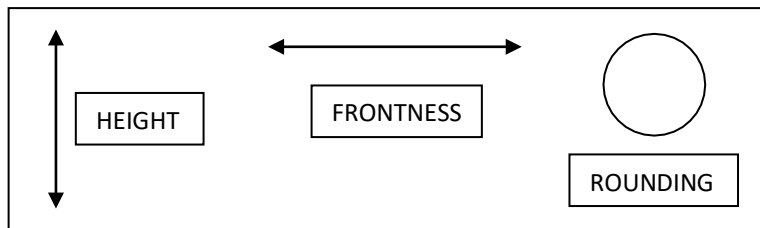
1. Instructions to the Articulation of English Vowels

As we talk about vowels, many people assume that they concern with sounds A, I, U, E, O. However, this is a misconception because they are actually vowel letters, but not vowel sounds. Just like consonant sounds, vowel sounds are different from vowel letters. In this regard, Yoshida (2016) states that each vowel letter can represent more than one sound. For example, the letter *a* can represent /æ/ as in *hat*, /e/ as in *hate*, /ɑ/ as in *car*, or /ɛ/ as in *care*. In addition, she is also of the opinion that each vowel sound can be represented in more than one way in spelling: The sound /i/ can be written as *ee* in *seem*, as *ea* in *seal*, as *ie* in *piece*, as *ei* in *receipt*, as *ey* in *key*, as *i...e* in *machine*, and many more. Knowing the facts, it is then essential to learn how to produce English vowel sounds correctly in order to have natural pronunciation. Therefore, this section presents its discussion by covering these topics i.e. The production of vowel sounds, Making the chart of vowel sounds, The types of English vowel sounds.

2. The Production of Vowel Sounds

To produce vowel sounds, native speakers of English use the place of articulation and the manner of articulation of vowel sounds. The place of articulation here refers to what speech organs are

required to produce vowel sounds which only consist of the mouth, the tongue, and the lips. On the other hand, manner of articulation here refers to how the speech organs are functioned to produce vowel sounds in terms of height, frontness, as well as rounding.



Williamson, G (2015) is of the opinion that the production of vowel sounds in English (Both American and British) involves five main parameters i.e.

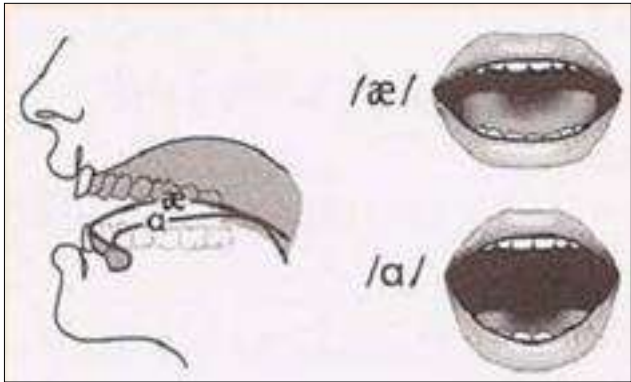
1. openness of the mouth
2. tongue elevation
3. position of tongue elevation
4. lips' shapes
5. length of vocalization

The first four of the parameters affect the size and shape of the oral cavity which alter the types of vowel sounds (vowel quality) produced in the oral cavity. While, the last one that is length of vocalization influences the duration of production. Williamson's idea is then used to describe the production of English vowel sounds in this book since it is considered more comprehensible than the other ones after the writer explores and reads many literatures concerning English vowel sounds' production.

a. **Openness of the mouth**

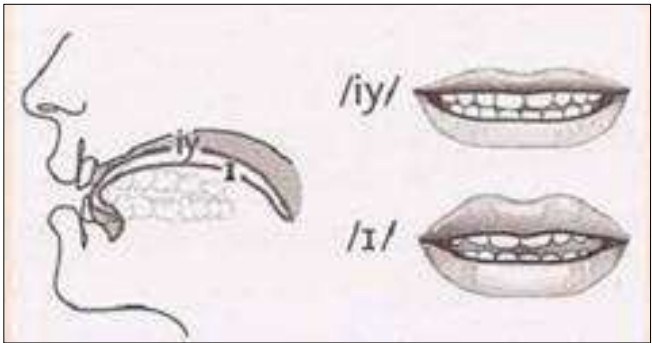
As stated earlier that mouth is one of speech organs which functions to alter the quality of vowels. According to Williamson, G (2015), the quality of vowel sounds can be different from one another according to the extent to which the jaws are either **open** or **close** (not 'closed', as a complete closure would prevent the free flow of air out of the mouth). For example, as a native speaker of English says the word 'palm'. The speaker will produce a vowel sound /ɑ/. If we notice

how the native speaker produces the vowel sound, we will then obviously see that the speaker’s jaws are wide apart and this is what Williamson, G (2015) calls as a relatively open mouth posture in which an open mouth posture will produce open vowel sounds. For detail, take a look at the following picture:



Source: <https://www.slideshare.net>

Besides, as the native English speaker says the word ‘bee’, he will produce a vowel sound /i/. This time, we will see that the native speaker’s mouth is nearly closed and this is also what Williamson, G (2015) calls as a relatively close mouth posture in which the speaker will produce close vowel sounds. Notice the openness of the mouth when producing sound /i/ by taking a look at the picture as follows:



Source: <https://www.slideshare.net>

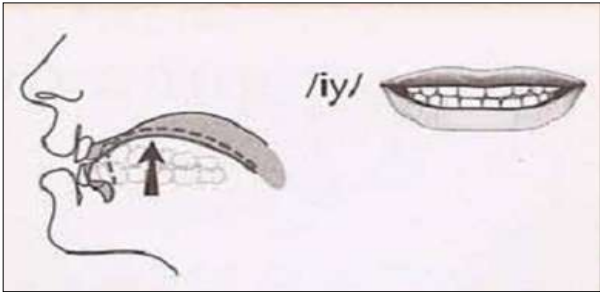
Hence, he suggests that we can see and even feel ourselves the relative openness or closeness of our mouths by alternating the production of these vowels in quick succession (/i/ – /ɑ/ – /i/ – /ɑ/ – /i/

– /ɑ/) as you observe ourselves in a mirror. To facilitate the understanding of open and close vowels, then we need to understand the categories of the sounds on basis of the openness and the closeness of the mouth i.e. close, near-close, close mid, mid, near-open, open mid, and open. The degrees of the mouth’s openness and closeness are diagrammatically represented as follows:

Closeness of the mouth		Sound examples in words
Close	↑	sound /i/ as in the word ‘bee’
Near-close		sound /ɪ/ as in the word ‘bit’
Close-mid		sound /eɪ/ as in the word ‘bait’
Mid		sound /ə/ as in the word ‘sofa’
Open-mid		sound /ɛ/ as in the word ‘red’
Near-open		sound /æ/ as in the word ‘bat’
Open	↓	sound /ɑ/ as in the word ‘palm’
Openness of the mouth		

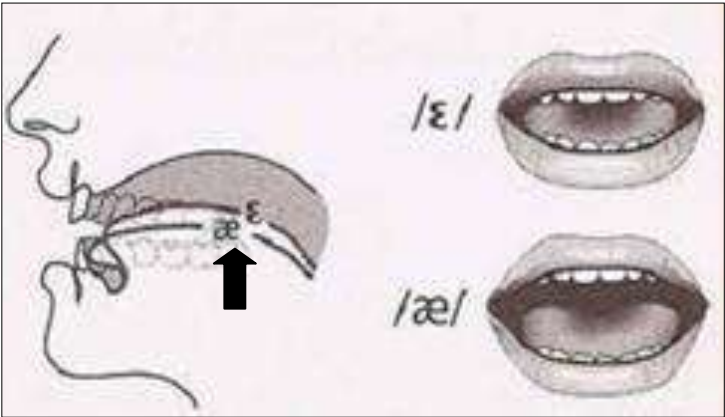
b. Tongue elevation

In addition to the mouth, the tongue also plays a decisive role in influencing the quality of vowel sounds by altering its positions in the mouth. In phonetics, the position of the tongue in the mouth can be described in three vertical positions i.e. **high**, **mid**, and **low**. For instance, when the tongue is placed in a high position, it will produce the vowel sound /i/ as in the word ‘bee’, which is also known as a close vowel in the perspective of mouth’s openness. Notice the tongue elevation in making this sound in the following picture:



Source: <https://www.slideshare.net>

In contrast, when the tongue moves downward to a low position, it will produce different vowel sounds e.g. vowel sound /æ/ as in the word ‘trap’. Besides, different vowel sounds will be produced as the tongue is placed about halfway between high and low that is a mid position like the sound /ɛ/ as in the word ‘dress’. Take a look at this picture:



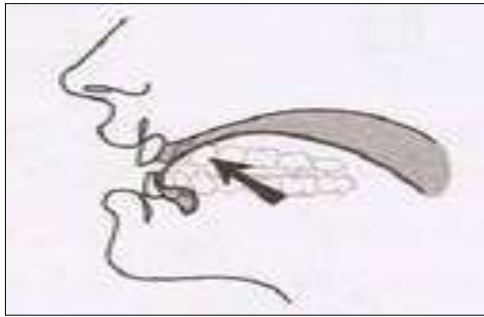
Source: <https://www.slideshare.net>

In a nutshell, native English speakers correlate between tongue elevation and openness of the mouth when articulating vowel sounds in which close vowels (with the mouth relatively closed) are articulated with a relatively high tongue elevation and open vowels are typically articulated with a relatively low tongue position. The relationship between the use of tongue elevation and openness of the mouth in articulating vowel sounds is represented in the following figure.

Tongue elevation	Closeness of the mouth	Sound examples in words
HIGH	Close	sound /i/ as in the word ‘bee’
	Near-close	sound /I/ as in the word ‘bit’
	Close-mid	sound /e/ as in the word ‘bait’
MID	Mid	sound /ə/ as in the word ‘sofa’
	Open-mid	sound /ɛ/ as in the word ‘red’
LOW	Near-open	sound /æ/ as in the word ‘bat’
	Open	sound /a/ as in the word ‘palm’
	Openness of the mouth	

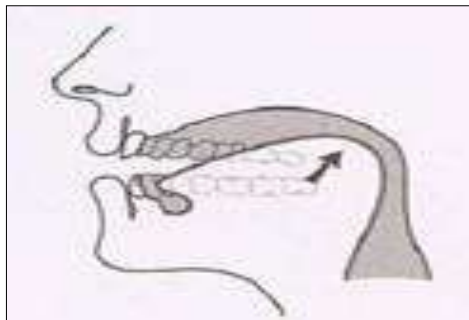
c. Position of tongue elevation

When discussing the elevation of the tongue, it will describe the position of the tongue on the vertical position i.e. high, mid, and low position. On the other hand, when discussing the ‘position of tongue elevation’, it will refer to where this elevation takes place on the three horizontal positions i.e. **front, central, and back**. Taking vowel /i/ again as an example, we have known that this sound is both close and high vowel. However, if we notice the position on the tongue horizontally, we will find out that this sound is articulated by positioning the front of the tongue in the direction of the hard palate. Therefore, this sound is also called as a **front vowel**. For detail, take a look at the following picture:



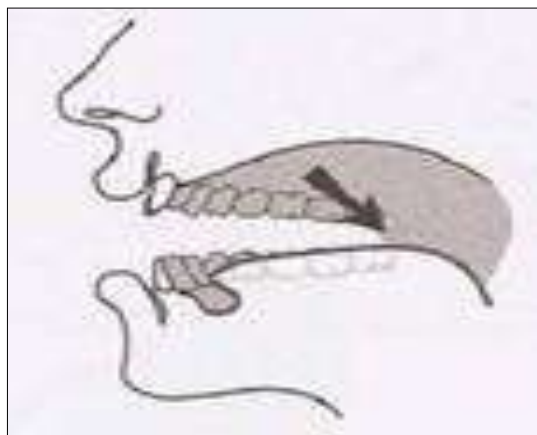
Source: <https://www.slideshare.net>

In addition, using the vowel /ɑ/, in the word ‘palm’ also as an example. We can feel that this time the sound is produced by raising the back of the tongue in the direction of the soft palate. Therefore, it is called as a back vowel sound. The following picture illustrates how this sound is made. Notice the arrow in the picture:



Source: <https://www.slideshare.net>

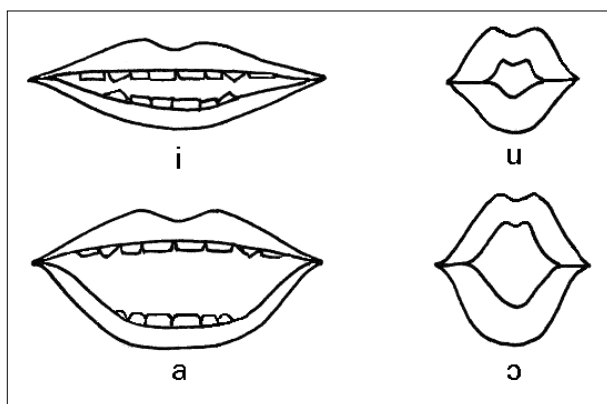
Having discussed how to produce vowel sounds by focusing on positioning the tongue at the front and at the back, we also need to see the vowel sounds produced by placing the tongue in the central position that is the tongue is positioned halfway between a front vowel and a back vowel. The example of the central vowel is sound /ɜ/ which is made to pronounce the word ‘nurse’ in British English. For detail take a look at the following picture:



Source: <https://www.slideshare.net>

d. Lips' shapes

In making the sounds of English vowels, native English speakers usually use two types of lip shapes i.e. **rounded and unrounded**. As a rounded vowel is made, a speaker's lips form an opening and circular mouth, and unrounded vowels are made with the lips in relaxed position. In most languages, front vowels tend to be unrounded, and back vowels tend to be rounded (<https://en.wikipedia.org>). To see and to feel the difference between them, we can say the word ‘lose’ which makes vowel sound /u/ and alternate it by saying the word ‘knee’ which produces vowel sound /i/. When doing this, we will see that our lips are rounded for the production of vowel sound /u/, but they will be unrounded (spread) when producing vowel sound /i/. For detail, take a look at the following picture.



Source: <http://clas.mq.edu.au>

e. Duration of vocalization

The last important parameter of vowel sound production is length of vocalization which means that, native English speakers relatively produce longer and shorter vowels sounds due to the intervals of time when producing the vowel sounds. These types of vowel sounds are categorized as long and short. For example, as a native English speaker says the word ‘goose’, the speaker will make sound /u/ which is relatively heard longer then when the native speaker says the word ‘trap’ which produces sound /æ/ and is relatively heard shorter. The problem now is how do we know if a vowel in English is long or short? Here are five simple and helpful decoding strategies adopted from <https://english.stackexchange.com>.

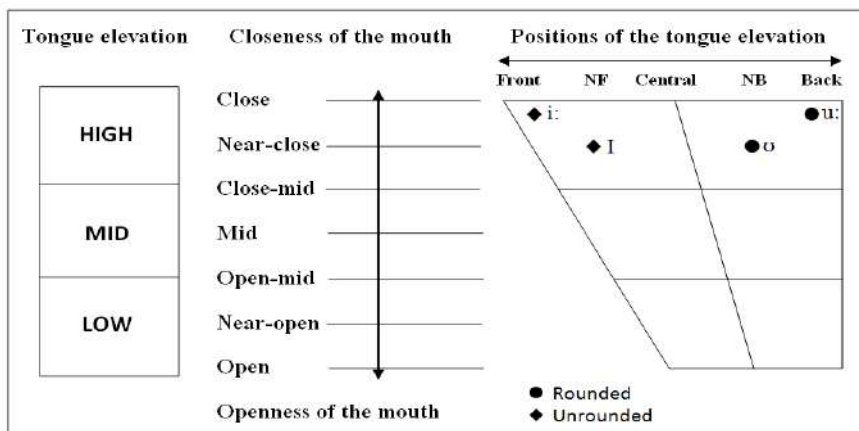
1. If there is one consonant after the vowel, the vowel will be short. (Examples: an, pet, big, hot, cup)
2. If two consonants follow the vowel, the vowel will be short. (Examples: ant, rent, mist, cost, crust)
3. If the vowel stands alone, the vowel is long. (Examples: me, hi, go)
4. If an E is at the end of the word and it is preceded by another vowel, the E at the end of the word is silent and the first vowel is long. Silent E makes the first vowel long. (Examples: name, Pete, fine, home, cute or dune)

5. If two vowels are adjacent (next to each other), the second vowel is silent, making the first vowel long. (Examples: main, dream, lied, road, fruit)

In addition to the above explanation, it is important to clarify here that the terms ‘long vowel’ and ‘short vowel’ do not indicate the length of the vowel, but rather the sound of the vowel. In linguistic contexts, the terms ‘long’ and ‘short’ are referred to as ‘tense’ and ‘lax’ vowels, respectively. These two terms are used to indicate the distinctive feature of vowel sound. According to Williamson (2015), it is sometimes important to make clear that a particular vowel is a tense (long) vowel, a colon-like mark :) is placed after the symbol for the vowel, e.g. /i:/, /u:/, /ɑ:/. For example, as a native English speaker says the word ‘beat’, the speaker will make a tense vowel /i:/ which is the counterpart to the lax /ɪ/ as the native English speaker says the word ‘bit’. Another example is the production of sound /u:/ known as a tense vowel as in the word ‘kook’ which is the counterpart to the lax /ʊ/ as in the word ‘cook’.

3. Making the Chart of English Vowels

After getting all the information required to produce English vowel sounds which cover the place of articulation (the mouth, the tongue, and the lips), the manner of articulation (openness of the mouth, tongue elevation, position of tongue elevation, and lips’ shapes), and the distinctive feature of English vowel sounds (duration of vocalization in terms of tense/long and lax/short), we are in need of starting to make a chart of the English sounds. This is important to provide clearer picture of how they are produced. The picture of the sounds is represented in the oral cavity diagram in the form of quadrilateral to clearly see the manner of articulating the English vowel sounds. The following figure shows an example of how the four vowels /i:/, /ɪ/, /u:/ and /ʊ/ can be depicted on such a diagram.



In this regard, Williamson (2015) clarifies that the top line of the figure above, along the /i:/ – /u:/ axis, is longer than the bottom axis because there is more space towards the roof of the mouth than the floor. The left edge represents front vowels, the middle side represents central vowels, and the right edge represents back vowels. Finally, the vowel quadrilateral is typically divided into six areas by a sloping central axis that cuts through the close, close-mid, open-mid and open axes. As we will see, these divisions provide a useful means of describing vowels. In charting vowel sounds, linguists commonly use only three parameters i.e. tongue elevation, position of tongue elevation, lip shape. They do not specifically include openness of the mouth because it has something to do with the tongue elevation.

4. Vowel Sounds in English

After knowing how the vowel sounds are produced in English, it is then important to recognize the categories of English vowel sounds. Williamson (2015) categories English vowel sounds into two categories i.e. simple vowel which is also known as pure vowel or **monophthongs** and complex vowel which is also known as **diphthongs**.

Simple Vowel Sounds

Simple vowel is made when a speaker produces a single vowel configuration without moving the tongue, the lips, and the mouth, in other words the speech organs are in a relatively unchanging position.

For example:

/ɪ/	:	it, ink, sink, ill	/ɪt, ɪŋk, sɪŋk, ɪl/
/i:/	:	seat, east, eagle	/si:t, i:st, 'i:gl/
/ɛ/	:	get, set, red, bell	/gɛt, sɛt, rɛd, bɛl/
/æ/	:	cat, rat, bat, mat	/kæt, ræt, bæt, mæt/
/ɑ:/	:	arm, ask, calm, car	/ɑ:m, ɑ:sk, kɑ:m, kɑ:/
/ʌ/	:	cup, shut, cut	/kʌp, ʃʌt, kʌt/
/ə/	:	about, ago, along	/ə'baʊt, ə'gəʊ, ə'lɒŋ/
/ɜ:/	:	pearl, earn, girl	/pɜ:l, ɜ:n, gɜ:l/
/ʊ/	:	Cook, book, look	/kʊk, bʊk, lʊk/
/u:/	:	Spoon, food, fool	/spu:n, fu:d, fu:l/
/ɑ/	:	pot, lot, lock	/pɑt, lɑt, lɑk/
/ɔ:/	:	Call, all, brought	/kɔ:l, ɔ:l, brɔ:t/

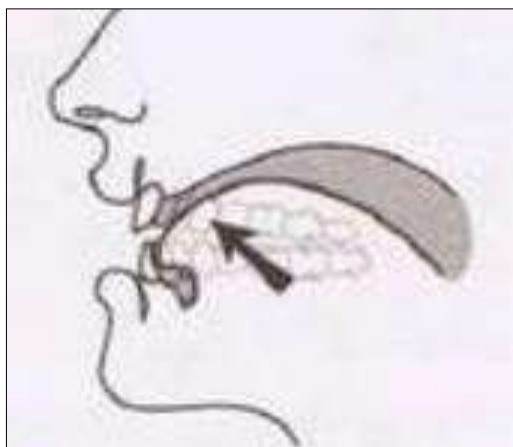
On the other hand, a complex vowel sound is formed by the combination of two vowels in a single syllable, in which the sound begins as one vowel and changes to another vowel sound in the same syllable. In producing such a vowel sound, a speaker's mouth shape usually changes. This is because the speaker has to make two types of mouth movements i.e. starting movement to produce simple sound at the beginning and ending movement to combine the simple vowel sound with another to produce a vowel sound combination in the same syllable at the end. For example:

/ɪə/	:	hear, cheer, deer	/hɪə, tʃɪə, dɪə/
/eə/	:	chair, their, air	/tʃeə, ðeə, eə/
/ʊə/	:	tour, sure, poor	/tʊə, ʃʊə, pʊə/
/eɪ/	:	pray, say, day	/preɪ, seɪ, deɪ/
/aɪ/	:	fight, eye, pie	/faɪt, aɪ, paɪ/
/ɔɪ/	:	voice, boy, oil	/vɔɪs, bɔɪ, ɔɪl/
/əʊ/	:	Slow, go, so	/sləʊ, gəʊ, səʊ/
/aʊ/	:	out, found, count	/aʊt, faʊnd, kaʊnt/

Having known the two categories of English vowel sounds, the following sections will describe both categories of vowel sounds made by taking into account the tongue elevation i.e. front, central and back. The vowel sounds production will be discussed in the types of vowels found in American English (AE) and British English (BE).

a. **Front Vowels of AE and BE**

Front vowels of AE and BE are articulated by using the front part of the tongue raised in the direction of the hard palate and are made with unrounded lips. The production of the vowels is done by pushing the tongue forward and up. Look at the following figure:



Source: <https://www.slideshare.net>

There are four types of front vowels i.e.

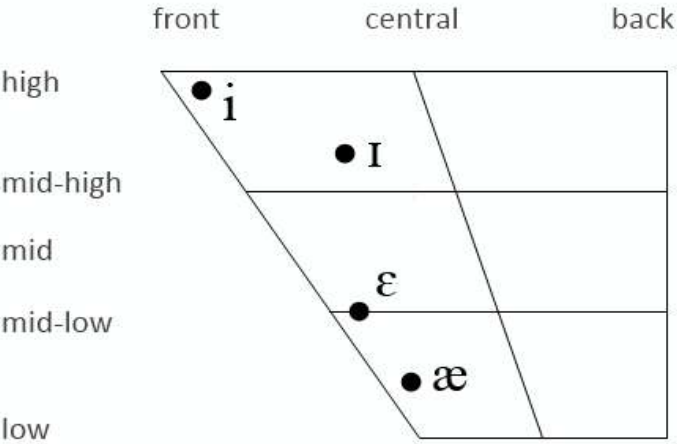
High Front Unrounded Vowels, this vowel has three typical characteristics namely it is uttered with the highest tongue elevation (also known as close vowel), it is made at the front of the mouth, and it is produced with unrounded lips. Therefore, it is called as High Front Unrounded Vowel. From the perspective of duration of vocalization, this vowel belongs to long vowel which is phonetically written /i:/ as it is produced in the words such as read /ri:d/, lead /li:d/, beep /bi:p/ etc.

Mid High Front Unrounded, this vowel is produced in three ways i.e. it is uttered with the tongue lowered slightly (mid high position), it

is made at fairly close to the front, and is also made with unrounded lips. For the reason, such vowel is called as Mid High Front Unrounded Vowel. From the perspective of duration of vocalization, this vowel is identified as a short vowel which is phonetically written /ɪ/. This sound can be found in the words like give /gɪv/, ring /rɪŋ/, hit /hɪt/ etc.

Mid Low Front Unrounded, this sound is articulated with three conditions namely it is made with mid low tongue elevation, the front part of the tongue is also used to make this vowel, it is also made with unrounded lips. From the perspective of duration of vocalization, this vowel is also a short vowel which is phonetically written /æ/. This vowel sound is uttered in the words like have /hæv/, bad /bæd/, mad /mæd/ etc.

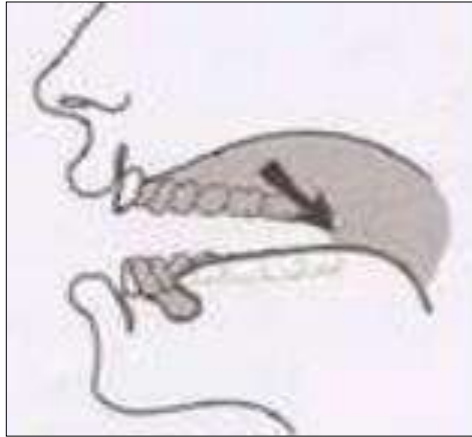
The following figure illustrates the whole front vowels in both AE and BE



Adapted from Williamson (2015)

b. Central Vowels in AE and BE

Regarding central vowels, there is one important thing to note that all central vowels both in AE and BE are made by positioning the tongue halfway between front and back vowels. They are produced by putting the tongue down and back. As an illustration, please take a look at the following figure:



Source: <https://www.slideshare.net>

Central Vowels in AE

According to Williamson (2015), there are two types of central vowels commonly used by the native speakers of American English (AE), but sometimes are also used by native speakers of British English (BE). The vowels are:

Mid Central Unrounded neutral Vowel, this vowel is made in three ways i.e. it is uttered by elevating the tongue in the middle position, the central part of the tongue is used to articulate this vowel, and the lips shape when making this vowel is unrounded neutral (a position in which the lips are not rounded or spread).



Round /u:/



Spread /i:/

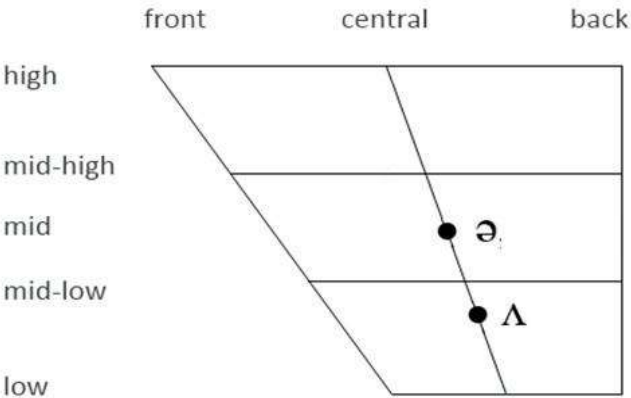


Neutral /ɑ:/

Vowel Lip Postures: adapted from Jeremy Harmer

From the perspective of duration of vocalization, this vowel is categorized as a short vowel which is phonetically written /ə/. This type of vowel sound is articulated in the words like about /ə'baʊt/, brutal /brutəl/, taken /teɪkən/ etc.

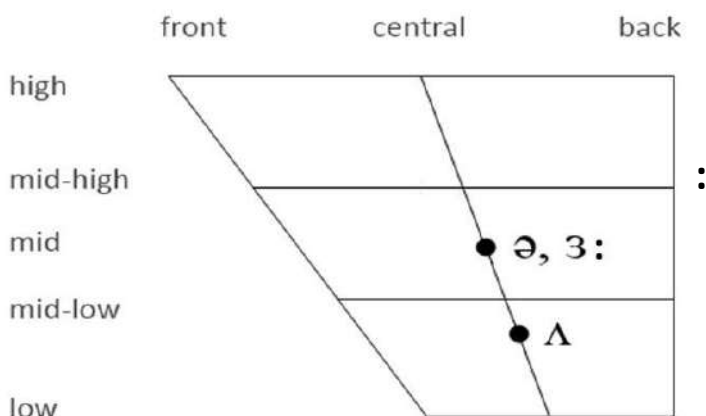
Low Central Unrounded Vowel, this vowel sound is articulated in three conditions i.e. it is made by placing the tongue in low position, it is articulated by using the central part of the tongue, and it is also used unrounded lips shape. From the perspective of duration of vocalization, this vowel is known as a short vowel which is phonetically written /ʌ/. This type of vowel sound may be found in the words such as gun /gʌn/, cut /kʌt/, son /sʌn/, money /mʌni/ etc. As an illustration, please take a look at the following figure.



Adopted from Williamson (2015)

Central Vowels in BE

As stated earlier that, BE also uses the two types of central vowels as mentioned in AE that is Mid central unrounded vowel and low central unrounded vowel. However, BE has another type of this vowel sound namely Mid central rounded vowel. This vowel is articulated in three ways i.e. it is made by elevating the tongue in the middle position, the central part of the tongue is used to produce this vowel, and rounded lips shape is used when making this vowel. From the perspective of duration of vocalization, this vowel is known as a short in AE but a long vowel in BE which is phonetically written /ɜ/ in AE /ɜ:/ in BE. This vowel sound can be found in the words like fur /fɜr/, burn /bɜrn/, hurt /hɜrt/ (AE) or fur /fɜ:/, burn /bɜ:n/, hurt /hɜ:t/ (BE) etc. The following figure illustrates the central vowels typically used by speakers of British English (BE).



Adopted from Williamson (2015)

c. Back Vowels

Back vowels category has more sounds in comparison to the front and the central vowels. The sounds of back vowels are made with the back of the tongue which is raised in the direction of the soft palate (velum). For illustration, take a look at the following figure:



Source: <https://www.slideshare.net>

Williamson (2015) introduces five types of back vowels that exist in both AE and BE. Four of the back vowels are produced with rounded lips and just one with unrounded lips (different from front vowels, which are all made with unrounded lips). Furthermore, two of the back vowels are articulated by elevating the tongue in a high

position, one is elevated in a mid position, and two are elevated in a low position. The sounds are:

High Back Rounded Vowel, this back vowel is articulated in three conditions i.e. it is produced by elevating the tongue in a high position, the back part of the tongue is raised in the direction of the soft palate, and the lips shape is rounded when producing this sound. In AE, this back vowel is articulated as a short vowel which is phonetically written /u/. However in BE, it is articulated as long vowel which is phonetically written /u:/. Such a back vowel can be found in the words like food /fud/, root /rut/, mood /mud/ (AE) or food /fu:d/, root /ru:t/, mood /mu:d/ (BE).

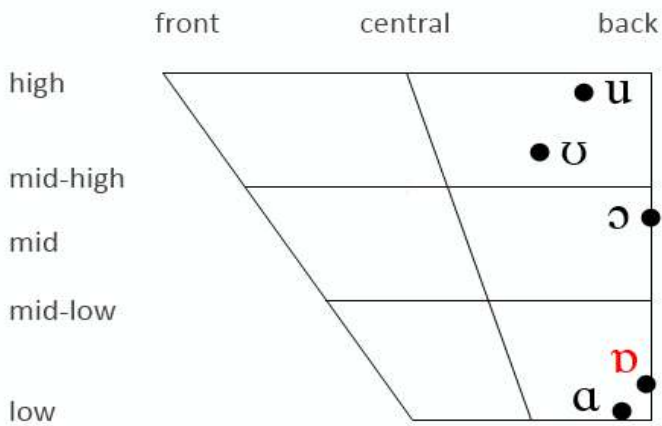
Mid High Back Rounded Vowel, this is the second back vowel which is made in three ways i.e. it is produced by placing the tongue in a somewhat lowered position called mid-high, the produced this sound, the fairly back part of the tongue (slightly close to central) is used, and the shape of the lips is rounded. From the perspective of duration of vocalization, this vowel is known as a short vowel which is phonetically written /ʊ/. This sound type may be found in the words like good /god/, look /lok/, book /bok/ etc.

Mid Back Rounded Vowel, this is the third type of back vowel sound which is commonly made in three conditions i.e. the tongue is elevated in the mid position when producing this vowel, the back part of the tongue is directed to the soft palate (velum), and the shape of the lips is rounded. Referring to the duration of vocalization, this vowel belongs to a short vowel which is phonetically written /ɔ/ in AE, or /ɔ:/ in BE. This vowel sound is produced in the words like: hawk /hɔk/, hall /hɔl/, mall /mɔl/ (AE) or hawk /hɔ:k/, hall /hɔ:l/, mall /mɔ:l/ (BE) etc.

Low Back Unrounded Vowel, this type is the forth one which is made by using three principles i.e. it is articulated by placing the tongue in the low position, that is why it is a fully open vowel, it is also made by using the back part of the tongue which is directed to close the velum, and the sound is articulated by unrounding the lips. This sound belongs to a short vowel in AE which is phonetically written /a/, but belongs to a long vowel in BE which is phonetically

written /ɑ:/. Such as sound can be found in the words like: palm /pam/, calm /kam/, scar /skar/ (AE) or palm /pɑ:m/, calm /kɑ:m/, scar /ska:./ (BE) etc.

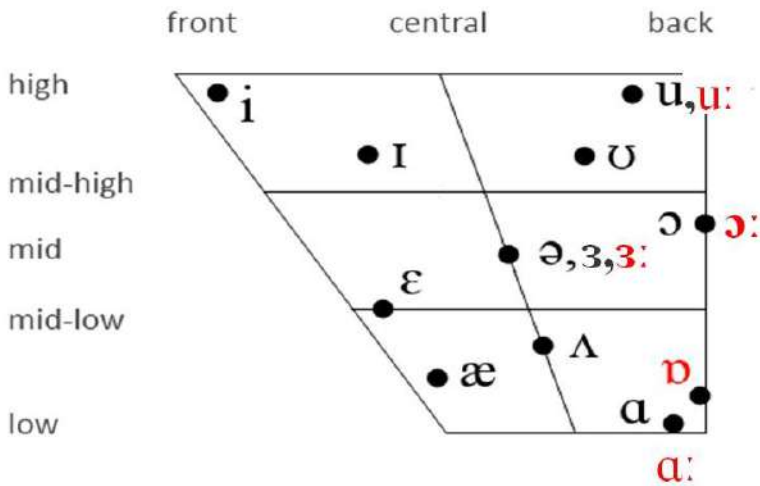
Low Back Rounded Vowel, this is the final back vowel which is nearly made in the same position as vowel /ɑ/, However, it is articulated with rounded lips and belongs to short vowel. Phonetically, it is written /ɒ/. As a note that this sound only occurs in BE while AE does not realize it as a different sound from sound /ɑ/. In BE, such a sound can be found in the words like: spot /spɒt/, lot /lɒt/, want /wɒnt/ etc. The illustration of back vowels can be seen in the following figure.



Adapted from Williamson (2015)

d. The overall Vowels sounds in English

The following figure presents the overall simple vowel sounds used in both American and British English. The vowel sounds are presented based on the vowel sounds’ place of articulation (i.e. the tongue elevation, the tongue position) and manner articulation (i.e. the duration of vocalization). This figure exclusively shows the two vowels in black and in red. If the sound stands alone in black, it means that the vowel occurs in both AE and BE. On the other hand, if a vowel sound is written in black and in red, it means that the black is for AE and the red is for BE.



Adapted from Williamson (2015)

e. Complex Vowel Sounds (diphthongs)

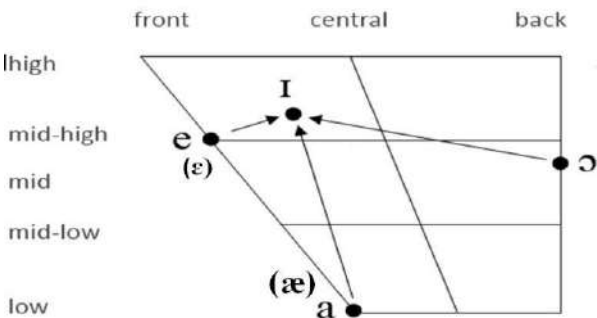
Vowel sounds articulation in English not only refers to the articulation of simple vowels (monophthongs), but also to the articulation of complex vowels (diphthongs). As discussed earlier that simple vowel refers to a vowel sound produced when a speaker simply utters a single vowel with no detectable change from beginning to end because no movement of the tongue, the lips, and the mouth occurs during the production of the vowel. However, some vowel sounds are articulated with a change from the initial configuration of the vowel sound during its production to the final one. Such as vowel sound is known as a complex vowel for example the vowel sound /ɔɪ/ in the word *toy*. In a nut shell, the production of a complex sound must involve two broad configurations i.e. an initial configuration and a final configuration. Williamson (2015) even illustrates a diphthong as a combination of two simple vowels since its production begins with the articulation of one simple vowel which is then altered as it smoothly moves towards the production of a second simple vowel. So, a diphthong is the combination between the first simple vowel and the second simple vowel. For example the first simple vowel is sound /a/ and the second simple vowel is sound /ɪ/, the final form of their combination is /aɪ/ as it is found in the word *high*. Furthermore

Williamson (2015) emphasizes that the second simple vowel in the combination is frequently restricted to three options i.e. mid-high front unrounded /ɪ/, mid-high back rounded /ʊ/, mid central unrounded /ə/ (In BE only). As a result, we may split diphthongs according to which second simple vowel occurs in the combination.

The Formation of /ɪ/ diphthongs in AE and BE

According to Williamson (2015), there are three first simple vowels frequently combined with second simple vowel /ɪ/ to form diphthongs i.e. mid-high front unrounded vowel /e/ as the representation of /ɛ/, low front unrounded vowel /a/ as the representation of simple vowel /æ/, and mid back rounded vowel /ɔ/. Consequently, there are three diphthongs can be articulated from the combination namely;

- the combination of simple vowel /ɛ/ which is also transcribed as /e/ and simple vowel /ɪ/ has resulted in the formation of diphthong /eɪ/. This diphthong can be found in the words like: late /leɪt/, make /meɪk/, race /reɪs/ etc.
- the combination of simple vowel /æ/ which is also transcribed as /a/ and simple vowel /ɪ/ has resulted in the formation of diphthong /aɪ/. This diphthong can be found in the words like: ice /aɪs/, find /faɪnd/, smile /smaɪl/ etc.
- the combination of simple vowel /ɔ/ and simple vowel /ɪ/ has resulted in the formation of diphthong /ɔɪ/. This diphthong can be found in the words like: oil /ɔɪl/, voice /vɔɪs/, noise /nɔɪz/ etc.

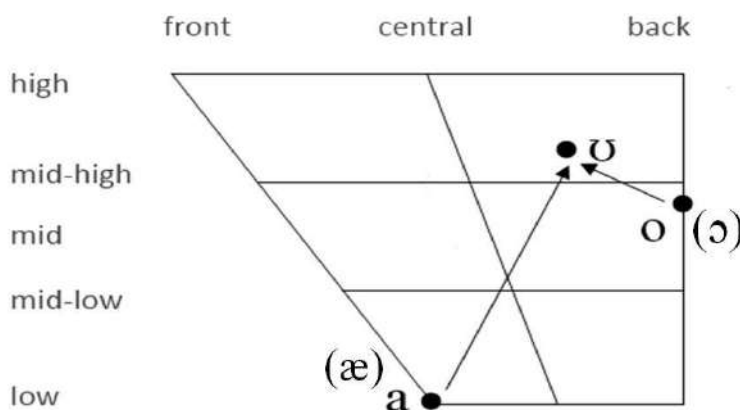


Adapted from Williamson (2015)

The Formation of /ʊ/ diphthongs in AE and BE

Regarding the formation of /ʊ/ diphthongs, there are two simple vowels that are commonly combined with simple vowel /ʊ/ namely simple vowel /a/ (low front unrounded vowel) as the representation of simple vowel /æ/ and simple vowel /o/ (mid back rounded vowel) which is represented by simple vowel /ɔ/. The combination has formed two diphthongs in both AE and BE among others:

- The combination between the first simple vowel /a/ and the second simple vowel /ʊ/ has resulted in the formation of diphthong /aʊ/, as it is generally found in the words like: about /ə'baʊt/, house /haʊs/, mouse /maʊs/ etc.
- The combination between the first simple vowel /o/ and the second simple vowel /ʊ/ has resulted in the formation of diphthong /oʊ/, as it is generally found in the words like: note /noʊt/, open /oʊpən/, old /oʊld/ etc.



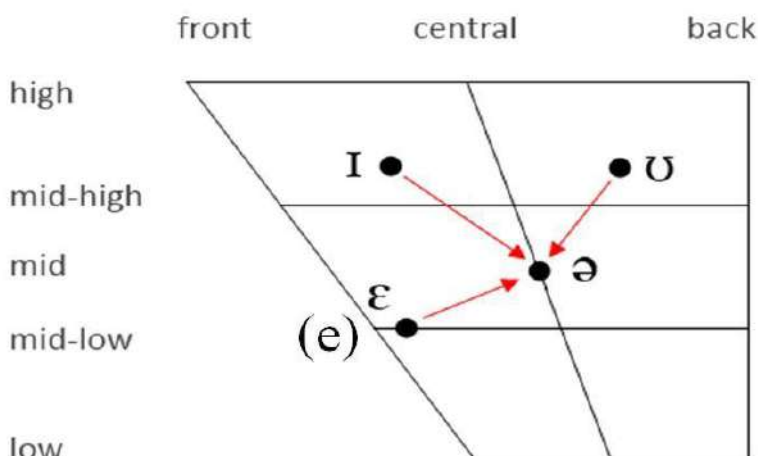
Adapted from Williamson (2015)

The Formation of /ə/ diphthongs in BE

This is the last category which occurs due to the combination between three first simple diphthongs, i.e. mid high front unrounded vowel /ɪ/, mid low front unrounded vowel /ɛ/ as well as mid high back rounded vowel /ʊ/, and the second simple vowel /ə/. The formation of diphthongs because of the combination is illustrated as follows:

- a. The merger between the first simple vowel /ɪ/ and the second simple vowel /ə/ has formed diphthong /ɪə/, as it is generally found in the words like: near /nɪə/, beard /bɪəd/, hear /hɪə/ etc.
- b. The merger between the first simple vowel /ɛ/ (could also be written as /e/) and the second simple vowel /ə/ has formed diphthong /eə/, as it is generally found in the words like: square /skweə/, rarely /'reəli/, aware /ə'weə/ etc.
- c. The merger between the first simple vowel /ʊ/ and the second simple vowel /ə/ has formed diphthong /ʊə/, as it is generally found in the words like: cure /kjʊə/, sure /ʃʊə/, pure /pjʊə/ etc.

Regarding the diphthongs, Williamson (2015) is of the opinion that they only occur in BE and do not appear in AE. The illustration of how the diphthongs occur can be viewed in the following figure:



Adapted from Williamson (2015)

5. Vowel Letters and Their Sounds

As noted earlier that, in learning speech sounds it is important that we distinguish between letters and sounds because letters in English (both consonant and vowel letters) do not fully represent their sounds when they are articulated. For the reason, this section shows the distinction between vowel letters and their sounds which commonly occurs not only in British English, but sometimes also in American English. All English words available in the following table have been

re-transcribed into their phonetic transcription using International Phonetic Alphabet (IPA) from <http://lingorado.com/ipa/>

Vowel letters	sounds	Samples in words	Pronunciations
e	/i:/	be, eve, meter	bi:, i:v, mi:tə
ee		see, meet, sleep, been	si:, mi:t, sli:p, bi:n
ea		meal, read, leave, sea, team, eat	mi:l, ri:d, li:v, si:, ti:m, i:t
ie		field, believe	fi:ld, br'i:li:v
ei		receive	ri'si:v
i		machine, ski, liter, pizza	mə'fi:n, ski:, 'li:tə, 'pi:tə
i	/ɪ/	it, kiss, tip, pick, dinner	ɪt, kɪs, tɪp, pɪk, 'dɪnə
y		system, busy, pity, sunny,	sɪstəm, 'bɪzi, 'pɪti, 'sʌni,
e	/ɛ/	let, tell, press, send, end	let, tel, pres, send, end
ea		bread, dead, weather, leather	brɛd, dɛd, 'weðə, 'leðə
a	/eɪ/	late, make, race, able, stable	leɪt, meɪk, reɪs, 'eɪbl, 'steɪbl
ai		aim, wait	eɪm, weɪt
ay		play, say, day	pleɪ, seɪ, deɪ
ei		eight, weight	eɪt, weɪt
ey		they, hey	ðeɪ, heɪ
ea		break, great, steak	breɪk, greɪt, steɪk
a	/æ/	cat, apple, land, travel, mad	kæt, 'æpl, lænd, 'trævl, mæd
ar	/ɑ:/	army, car, party, garden, park	ɑ:mi, kɑ:, 'pɑ:ti, 'gɑ:dn, pɑ:k
a		father, calm, palm, drama	fɑ:ðə, kɑ:m, pɑ:m, 'dra:mə

i	/aɪ/	ice, find, smile	aɪs, faɪnd, smaɪl
ie		tie, lie, die	taɪ, laɪ, daɪ
y		my, style, apply	maɪ, staɪl, ə'plai
uy		buy, guy	baɪ, gaɪ
ui		guide, quite	gaɪd, kwart
ou	/aʊ/	out, about, house, mouse	aʊt, ə'baʊt, haʊs, maʊs
ow		now, brown, cow, owl, powder	naʊ, braʊn, kaʊ, aʊl, 'paʊdə
o	/ɑ/	not, rock, model, bottle, copy	nat, rak, 'madəl, 'batəl, 'kapi
ear		heart	hart
or	/ɔ:/	more, order, cord, port	mɔ:, 'ɔ:də, kɔ:d, pɔ:t
o		long, gone	lɔ:ŋ, gɔ:n
aw		law, saw	lɔ:, sɔ:
au		pause, because	pɔ:z, br'kɔ:z
ough		bought, thought, caught	bɔ:t, θɔ:t, kɔ:t
al		hall, always	hɔ:l, 'ɔ:lweɪz
wa		water, war	wɔ:tə, wɔ:
oi	/ɔɪ/	oil, voice, noise	ɔɪl, vɔɪs, nɔɪz
oy		boy, toy	bɔɪ, tɔɪ
o	/oʊ/	go, note, open, old, most	gou, nou, 'oʊpən, ould, moust
oa		road, boat	roud, bout
ow		low, own, bowl	lou, oun, bou
u	/ju:/	use, duty, music, cute, huge	ju:z, 'dju:ti, 'mju:zɪ k, kju:t, hju:dʒ
ew		few, dew, mew, new	fju:, dju:, mju:, nju:
eu		euphemism,	'ju:fɪmɪzəm,

		feud, neutral	fju:d, 'nju:trəl
ue		hue, cue, due, sue	hju:, kju:, dju:, sju:
u	/u:/	rude, Lucy, June	ru:d, 'lu:si, dʒu:n
o		do, move, to	du:, mu:v, tu:
oo		room, too, cool	ru:m, tu:, ku:l
ew		crew, chew, flew, jewel	kru:, ʃu:, flu:, 'dʒu:əl
ue		blue, true, glue	blu:, tru:, glu:
ui		fruit, juice	fru:t, dʒu:s,
ou		group, through, route	gru:p, θru:, ru:t
oo	/ʊ/	book, foot, good	bʊk, fʊt, gʊd
u		put, push, pull	pʊt, pʊʃ, pʊl
ou		would, could, should	wʊd, kʊd, ʃʊd
o	/ʌ/	son, money, love	sʌn, 'mʌni, lʌv
u		gun, cut	ɡʌn, kʌt
a	/ə/	about, brutal	ə'baʊt, 'brutəl
e		taken, violent	teɪkən, 'vaɪələnt
o		memory, reason, work	məməri, 'ri:zən, wək
i		family	fæməli
er	/ɜ:/	serve, herb	sɜ:v, hɜ:b
ur		burn, hurt	bɜ:n, hɜ:t
ir		girl, sir	ɡɜ:l, sɜ:
ear		heard, earn, earth	hɜ:rd, ɜ:rn, ɜ:rθ

Adapted from: <http://usefulenglish.ru/phonetics/english-vowel-sounds>

In regard to the production of vowel sounds in English, there are some important notes to consider i.e.

The note of letter Y

In English, letter Y can represent two types of sounds i.e. vowel and consonant sounds. As the representation of vowel sounds, Y may produce vowel sounds like /i/ (as in carry' - kəri, funny - fʌni, mystery - mɪstəri) and vowel sound /aɪ/ (as in rely - ri'laɪ, signify - signə'faɪ, nylon - naɪlən, type - taɪp). As the representation of consonant sound on the other hand, Y may produce a semivowel sound namely sound /j/. The production of this sound occurs when the letter Y is placed at the beginning of the word and only in the syllable before a vowel (as in yard - ja:d, year - jɪə, yes - jɛs, yet - jɛt, yield - ji:ld).

The note of Diphthongs

Letters in English words not only represent single vowel sounds but also represent a diphthong. As stated earlier that a diphthong is always a combination of two different vowel sounds in which the first vowel sound is articulated stronger (it is called the nucleus) than the second one (it sounds weaker and is called the glide) such as: /æ/ as in cat - kæt, apple - 'æpl, land - lænd, travel - 'trævl. Most linguists agree that English generally has six diphthongs i.e.

- Diphthong /eɪ/ (as in the words late - leɪt, make - meɪk),
- Diphthong /æ/ (as in the words travel - 'trævl, mad - mæd),
- Diphthong /aɪ/ (as in the words buy - baɪ, guy - gaɪ),
- Diphthong /aʊ/ (as in the words brown - braʊn, cow - kaʊ),
- Diphthong /ɔɪ/ (as in the words boy - bɔɪ, toy - tɔɪ), as well as
- Diphthong /oʊ/ (as in the words go - goʊ, note - noʊt).

The note of Methods learning English vowels

In this note, we emphasize that there are at least three best ways to learn the pronunciation of English sounds, especially the vowel sounds i.e. to have knowledge of how the vowel sounds are articulated (knowledge of phonetics), to listen to a recorded phonetic course (phonetic samples) and to practice making the vowel sounds, in English words by imitating the recorded vowel sounds (phonetic practice). It is essential that the learners of EFL use vowel sound recordings specially made by native English speakers, because such

recordings will show the learners naturally made English vowel sounds existing in English. Since this book mainly discusses knowledge of phonetics, that studying the production of English vowel sounds should be done by recognizing vowel letters and their combinations which represent the vowel sounds in English. We have seen this phenomenon in the section of vowel letters and their sounds in which we can learn one important thing that English vowel sounds are apparently represented by a very large number of vowel letters combination variants. Two facts that we can find from the section i.e. *The first*; one and the same vowel sound is often represented differently some particular vowel letters and their combinations in English words. For instance, these English words have the same vowel sound /eɪ/: lake /leɪk/, wait /weɪt/, play /pleɪ/, eight /eɪt/, they, /ðeɪ/ in which sound /eɪ/ is represented by vowel letter a – as in lake, ai – as in wait, ay – as in play, ei – as in eight, as well as ey – as in they. *The second*; one and the same vowel letter or letter combination can represent different vowel sounds. For example, the vowel letter combination of ‘ou’ can represent different vowel sounds such as sound /u:/ in group /gru:p/, sound /aʊ/ in out /aʊt /, sound /ɔ:/ in bought /bɔ:t /, and sound /ɔ:/ in four /fɔ:/ . In this case, it is important to recognize which sound is represented by a certain vowel letter or vowel combination. Referring to the facts, there are then two good methods to learn vowel combinations and the sounds that they may represent. The first method is to learn the vowel sound by recognizing typical vowel letter or vowel letter combinations for this sound. The second method is to learn the vowel letters or the combination of vowel letters which represent typical vowel sounds (English Vowels: Foreword, 2018).

6. Phonetic Exercise for Articulating English Vowel Sounds

After studying the theory of producing vowel sounds in English phonetically, we then need to practice the theory so that the Indonesian learners of English are able to make the vowel sounds accurately and naturally. For the reason, the two methods of studying vowel sounds from <http://usefulenglish.ru/> are adapted as practice

materials for making vowel sounds in English. Practice the production of these words using the two methods by following these instructions:

- Focus on making the required vowel sounds.
- Think how to make the required vowel sound as instructed in the place of articulation and manner of articulation before making the sound.
- Produce the required sounds slowly and accurately

When you get accustomed to making the sound accurately, then you can produce the sound fluently.

Method 1: From Sound to Vowel Letters

This method requires the learners to learn how to make vowel sounds by recognizing vowel sounds and their typical spelling variants. Two kinds of sound examples are presented i.e. vowel sound /i:/ and vowel sound /i/.

Sound /i:/

The production of vowel sound /i:/ is shown by presenting words containing vowel letters and vowel combination which may represent the sound.

Letter ‘e’

me, be, he, she, we, eve, these, scheme, theme,

(mi:, bi:, hi:, fi:, wi:, i:v, ði:z, ski:m, θi:m,)

scene, obscene, Pete, delete, compete, complete,

(si:n, ɒb'si:n, pi:t, di'li:t, kəm'pi:t, kəm'pli:t,)

obsolete, Crete, concrete, discrete, extreme, supreme,

(ɒbsəli:t, kri:t, 'kɒnkri:t, dis'kri:t, ɪks'tri:m, sju'pri:m,)

Steve, intervene, precede, recede;

(sti:v, ɪntə'vi:n, pri'si:d, ri'si:d,)

equal, even, evening, evil, decent, recent, region,

('i:kwəl, 'i:vən, 'i:vnɪŋ, 'i:vl, 'di:snt, 'ri:snt, 'ri:ðʒən,)

meter, Peter, secret, media, demon, detail, female,

(mi:tə, 'pi:tə, 'si:krit, 'mi:diə, 'di:mən, 'di:teɪl, 'fi:meɪl,)

legal, genius, senior, convenient, frequent, veto, premium, previous.

'li:gəl, 'dʒi:niəs, 'si:njə, kən'vi:niənt, 'fri:kwənt, 'vi:təʊ, 'pri:miəm, 'pri:viəs.)

Under stress, in the suffix:

Japanese, Chinese, Portuguese, Lebanese,
(dʒæpə'ni:z, ʃaɪ'ni:z, pɔ:tʃʊ'gi:z, ˌleɪbə'ni:z,)

Vietnamese, Maltese, Burmese, manganese.
(vjɛtnə'mi:z, ˌmɔ:l'ti:z, bɜ:'mi:z, ˌmæŋgə'ni:z).

Stressed or unstressed, in the prefix:

remake, retell, rewrite, prehistoric, prewar,
ri:'meɪk, ˌri:'tɛl, ˌri:'raɪt, ˌpri:hɪs'tɔrɪk, 'pri:'wɔ:.)

premarital, premature, prepaid.
pri'mærətəl, ˌprɪmə'ʃʊr, pri'peɪd)

Combination 'ee'

Under stress, in the root:

see, flee, free, agree, degree, knee,
(si, fli, fri, ə'gri, di'gri, ni,)

feel, peel, seed, feed, proceed, succeed, exceed,
(fi:l, pi:l, si:d, fi:d, prə'si:d, sək'si:d, ɪk'si:d,)

seen, keen, teen, seek, peek, seem, screen, deep,
(sin, kin, tin, sik, pik, sim, skrin, dip,)

creep, sleep, fleet, meet, greet, sleeve.
(kri:p, sli:p, flit, mit, grit, sliv)

Under stress, in the suffix:

trainee, refugee, referee, addressee.
(treɪ'ni, 'refʃʊdʒi, ˌrefə'ri, ˌædrɛ'si)

Combination 'ea'

Under stress, in the root:

sea, flea, tea, peace, beach, teach, lead,
(si, fli, ti, pi:s, bi:tʃ, ti:tʃ, li:d)

read, beak, peak, leak, freak, deal, meal,
(rid, bik, pik, lik, frik, dil, mil,)

reveal, seal, steal, beam, cream, scream,
(rɪ'vil, sil, stil, bim, krim, skrim)

team, bean, lean, clean, heap, leap, reap, please,
(tim, bin, lin, klin, hip, lip, rip, pliz,)

release, increase, tease, meat, beat, heat,
(ri'lis, 'in,kris, tiz, mit, bit, hit)

beneath, breathe, creature, leave.
(bɪ'niθ, brið, 'kriʃtʃər, liv.)

Combination 'ie'

Under stress, in the root:

piece, niece, field, shield, yield, achieve,
(pis, nis, fild, ʃild, jild, ə'ʃiːv,)

believe, grieve, relieve, retrieve, belief, grief,
(bi'liv, griv, rɪ'liv, rɪ'triv, bi'lif, grif,)

relief, brief, chief, thief, fiend, siege, shriek, priest.
(rɪ'lif, brif, ʃiːf, θiːf, find, siːdʒ, frik, prist).

Combination 'ei'

Under stress, in the root:

seize, receive, receipt, deceive, conceive,
(siz, rə'siv, rɪ'sit, di'siv, kən'siv)

conceit, perceive, ceiling, leisure, Leigh.
(kən'sit, pər'siv, 'silɪŋ, 'leɪʒər, li)

Letter 'i'

In words of foreign origin:

police, gasoline, machine, magazine, marine,
(pə'lis, 'gæsoːlin, mə'ʃin, 'mæɡəˌzin, mə'rin)

routine, vaccine, sardine, prestige, regime, elite,
(ru'tin, ,væk'sin, sər'din, prɛ'stiːʒ, rɛʒ'im, i'lit)

naive, pizza, ski, liter, fatigue, intrigue,
(naɪ'iv, 'pitsə, ski, 'litər, fə'tig, ɪn'trig)

antique, physique, technique, unique.
æn'tik, fə'zik, tek'nik, ju'nik)

Also the sound [i:]

key, people, Aesop, Oedipus.
(ki, 'pipəl, 'i.səp, 'edɪpəs)

Sound /ɪ/

The vowel sound /ɪ/ is made by the following vowel letters and vowel letter combinations in English words.

Letter ‘i’

Under stress or unstressed, in the root, prefix, suffix or ending:

it, bit, fit, sit, miss, kiss, tip, lip, rip,
(ɪt, bɪt, fɪt, sɪt, mɪs, kɪs, tɪp, lɪp, rɪp)

pick, kick, sick, pin, sin, dinner, bring, sing, king,
pɪk, kɪk, sɪk, pɪn, sɪn, 'dɪnər, brɪŋ, sɪŋ, kɪŋ)

list, wrist, fill, kill, hill, trim, river, habit, unit,
lɪst, rɪst, fɪl, kɪl, hɪl, trɪm, 'rɪvər, 'hæbət, 'juɪt)

consist, ignore, inform, infinity, justice, classic,
kən'sɪst, ɪg'nər, ɪn'fɔrm, ɪn'fɪnəti, 'dʒʌstɪs, 'klæsɪk)

public, English, swimming.
(pʌblik, 'ɪŋɡlɪʃ, 'swɪmɪŋ)

Letter ‘e’

Under stress or unstressed, in the root, prefix, suffix or ending:

enough, effect, eleven, electric, emotion,
ɪ'naʊf, ɪ'fekt, ɪ'levn, ɪ'lektrɪk, ɪ'məʊʃən)

English, despair, pretty, depart, remove, repair,
(ɪŋɡlɪʃ, dɪs'peə, 'prɪti, dɪ'pɑ:t, rɪ'mu:v, rɪ'peə)

repeat, reply, preliminary, prepare, security, illness,
(rɪ'pit, rɪ'plaɪ, prɪ'lɪmə'nəri, prɪ'pɛr, sɪ'kjʊərəti, 'ɪlnəs)

rocket, fixes, bridges, added, counted.
(rɒkɪt, 'fɪksɪz, 'brɪdʒɪz, 'ædɪd, 'kaʊntɪd)

Letter 'y'

Under stress or unstressed, in the root:

symbol, lyrics, myriad, hymn, nymph,
(sɪmbəl, 'lɪrɪks, 'mɪrɪəd, hɪm, nɪmf)

pygmy, pyramid, Sydney, sympathy, synthesis,
'pɪɡmi, 'pɪrəˌmɪd, 'sɪdni, 'sɪmpəθi, 'sɪnθəsəs)

synchronize, crystal, system, typical, tyranny, mystery,
'sɪŋkrəˌnaɪz, 'krɪstəl, 'sɪstəm, 'tɪpəkəl, 'tɪrəni, 'mɪstəri)

myth, rhythm, antonym, synonym, pseudonym, acronym.
(mɪθ, 'rɪðəm, 'æntəʊnɪm, 'sɪnəˌnɪm, 'sjuːdəˌnɪm, 'ækronɪm)

Method 2: From Vowel Letters to Vowel Sounds

This method requires the learners to recognize vowel letters and vowel letter combinations which represent particular vowel sounds. The following examples indicate how some vowel combinations represent several sounds. To improve the naturalness of making vowel sounds in English, it is essential that we recognize what possible vowel sounds to produce in such combinations.

Combination of vowel letters 'ea'

Possible vowel sounds

Vowel sound /i:/

sea, tea, flea, peace, beach, teach, lead,
(siː, tiː, fliː, piːs, biːtʃ, tiːtʃ, liːd)

read, beak, peak, leak, freak, deal, meal, reveal,
(riːd, biːk, piːk, liːk, friːk, diːl, miːl, riːˈviːl)

seal, steal, beam, cream, scream, team, bean, lean,
(siːl, stiːl, biːm, kriːm, skriːm, tiːm, biːn, liːn,

clean, heap, leap, reap, please, release, increase, tease,
(kliːn, hiːp, liːp, riːp, pliːz, riːˈliːs, 'ɪnkriːs, tiːz)

meat, beat, heat, beneath, breathe, creature, leave.

(mi:t, bi:t, hi:t, bi'ni:θ, bri:ð, 'kri:tʃə, li:v)

Vowel sound /ɛ/

bread, dead, head, header, lead, read, spread,

(brɛd, dɛd, hɛd, 'hɛdər, lɛd, rɛd, sprɛd)

thread, dread, tread, ready, instead, sweat,

(θrɛd, drɛd, trɛd, 'rɛdi, in'stɛd, swɛt)

sweater, threat, threaten, breath, death, deaf,

(swɛtər, θrɛt, 'θrɛtən, brɛθ, dɛθ, dɛf)

health, stealth, wealth, weather, leather, feather,

(hɛlθ, stɛlθ, wɛlθ, 'wɛðər, 'lɛðər, 'fɛðər)

treacherous, treasure, measure, pleasure, pleasant,

('trɛʃərəs, 'trɛʒər, 'mɛʒər, 'plɛʒər, 'plɛzənt)

jealous, dealt, meant, cleanse, weapon,

(dʒɛləs, dɛlt, mɛnt, klɛnz, 'wɛpən)

heaven, heavy, breakfast, breast.

(hɛvən, 'hɛvi, 'brɛkfəst, brɛst)

Vowel sound /eɪ/

break, great, steak.

(breɪk, greɪt, steɪk)

Combination of vowel letters 'ow'

Possible vowel sounds

Vowel sound /aʊ/

now, how, cow, row, bow, brow, allow,

(naʊ, haʊ, kaʊ, roʊ, baʊ, braʊ, ə'laʊ)

crowd, powder, owl, fowl, howl, down,

(kraʊd, 'paʊdər, aʊl, faʊl, haʊl, daʊn)

gown, town, clown, brown, drown, crown,

(gaʊn, taʊn, klaʊn, braʊn, draʊn, kraʊn)

browse, browser, towel, bowel, vowel,

(braʊz, 'braʊzər, 'taʊəl, 'baʊəl, 'vaʊəl)

flower, power, tower, coward, Howard.

flaʊər, 'paʊər, 'taʊər, 'kaʊəd, 'haʊəd)

Vowel sound /oʊ/

know, low, show, row, bow, mow, owe,

(noʊ, loʊ, ʃoʊ, roʊ, boʊ, moʊ, oʊ)

tow, crow, grow, throw, blow, flow, slow, bowl,

(toʊ, kroʊ, groʊ, θroʊ, bloʊ, floʊ, sloʊ, boʊl)

own, blown, flown, grown, shown, thrown, growth.

(oʊn, bloʊn, floʊn, groʊn, ʃoʊn, θroʊn, groʊθ)

Vowel sound /əʊ/

follow, hollow, borrow, narrow, window, yellow.

('fɒləʊ, 'hɒləʊ, 'bɒrəʊ, 'nærəʊ, 'wɪndəʊ, 'jeləʊ)

Combination of vowel letters 'ou'

Possible vowel sounds

Vowel sound /aʊ/

out, about, doubt, couch, cloud, loud, proud,

(aʊt, ə'baʊt, daʊt, kaʊtʃ, klaʊd, laʊd, praʊd)

foul, noun, ounce, bounce, announce, found,

(faʊl, naʊn, aʊns, baʊns, ə'naʊns, faʊnd)

pound, ground, hound, round, sound, surround,

(paʊnd, graʊnd, haʊnd, raʊnd, saʊnd, sə'reaʊnd)

count, amount, mountain, house, mouse, louse,

(kaʊnt, ə'maʊnt, 'maʊntən, haʊs, maʊs, laʊs)

blouse, mouth, south, scout, shout, our, hour,

(blaʊs, maʊθ, saʊθ, skaʊt, ʃaʊt, 'aʊər, 'aʊər)

flour, sour, bough, slough, drought.

('flaʊər, 'saʊər, baʊ, slaʊ, draʊt)

Vowel sound /u:/

group, soup, route, boulevard, cougar, coupon,

(gru:p, su:p, ru:t, 'bu:lva:, 'ku:gə, 'ku:pən)

mousse, routine, souvenir, through, wound, you, youth.
(mu:s, ru:'ti:n, 'su:vənɪə, θru:, wu:nd, ju:, ju:θ)

Vowel sound /ʊ/

could, should, would.
(kʊd, ʃʊd, wʊd)

Vowel neutral sound /ʌ/

enough, rough, tough, country, cousin, couple,
(ɪ'nʌf, rʌf, tʌf, 'kʌntri, 'kʌzən, 'kʌpəl)

double, trouble, touch, flourish, nourish, young,
(dʌbl, 'trʌbl, tʌʃ, 'flʌrɪʃ, 'nʌrɪʃ, jʌŋ)

Vowel sound /ɔ: (o:)/

cough, bought, brought, fought, ought, sought,
(kɔ:f, bɔ:t, brɔ:t, fɔ:t, ɔ:t, sɔ:t)

thought, course, court, four, pour, source, your.
(θɔ:t, kɔ:s, kɔ:t, fɔ:, pɔ:, sɔ:s, jɔ:)

Vowel sound /oʊ/

boulder, shoulder, soul, dough, though.
(boʊldər, 'ʃoʊldər, soʊl, doʊ, ðoʊ)

The learners may continue practicing these two methods by identifying what letters and letter combinations represent what vowel sounds referring to the section of vowel letters and their sounds.

CHAPTER FIVE

PHONETICS AS AN INSTRUCTION TO THE ARTICULATION OF SUPRASEGMENTAL SOUNDS

This section deals with the discussion of phonetics in terms of suprasegmental sound. Suprasegmental sound described another type of sound which occur when segmental sound works together in language. Some linguists name this sound as the rhythm of a language which consists of stress and intonation.

1. Suprasegmental Sounds: Indonesian Learners of English Context

In Indonesia context, many learners of English are of the opinion that having good English means memorizing many vocabularies, knowing many grammar rules, as well as speaking fluently. This opinion has made the learners to put priority to learn grammar and to memorize as many words and everyday phrases as possible. They mostly underestimate the importance of having good pronunciation when learning English. It is certainly a big mistake to ignore the importance of learning pronunciation. Andi. K and Arafah. B (2017) assert that If the students don't have good pronunciation, people will consequently have serious problems of understanding what they say even if they use correct grammar and a large number of vocabulary. Therefore, the learners need to know how to pronounce what they want to say properly. All they say in English is as important as how they should say it. It indicates that proper pronunciation is essential to them to have natural and correct English pronunciation if they want to easily understand native English speakers and want the native English speakers to understand them. In order to have natural and correct pronunciation, the learners need to:

- a. Have knowledge of making correct sounds of both consonants and vowels,
- b. Know how to pronounce words correctly, with special attention to stress,

- c. Make correct intonation (the use of rising and falling tones) when constructing different types of sentences.

All aspects as noted above obviously deal with phonetics. Phonetics, as the study of speech sounds of spoken languages, makes effort to describe two important things concerning speech sounds i.e. and what physical properties of the sounds exist in spoken languages (acoustic phonetics) and how sounds are produced (it is also called articulatory phonetics). By using acoustic approach, phonetics tells us that a language mainly consists of two kinds of sounds i.e. segmental and suprasegmental sounds. Segmental sounds refer to the smallest units of a sequence of sounds i.e. consonant and vowel sounds. On the other hand, suprasegmental sounds refer to aspects of pronunciation that go beyond the production of individual (segmental) sounds i.e. stress and intonation (Crane, L. B., Yeager, E., & Whitman, R. L. 1981). Besides, by using articulatory approach, phonetics tells us how to produce the sounds properly. If pronunciation is defined as a way how sounds are produced by speakers of a certain language. It stands to reason that learning how to pronounce English words correctly means to learn phonetics of English. In this regard, Macháčková, E. 2012) states that when studying pronunciation, we deal with a theoretical context of phonetics and phonology. In addition, Catford (1992) also describes that phonetics as the study of the physiological, aerodynamic, and acoustic characteristics of speech-sounds. Whereas phonology studies how sounds are organized into systems and utilized in languages.

The previous chapters have already discussed segmental sounds in great detail, in which the segmental sounds are phonetically described as phonemes in the form of vowels and consonants along with their distinctive features. In this section, we will study suprasegmental sounds i.e. stress and intonation as a special effort to improve the learners' English pronunciation. English pronunciation is very different from Indonesian pronunciation. The difference can be seen from two perspectives i.e. The perspective of articulatory phonetics and the perspective of acoustic phonetics. From the perspective of articulatory phonetics, Pallawa, B.A. (2013) states the

differences can be categorized in three groups i.e. *The first group* is that the some sounds of English do not exist in Bahasa Indonesia sound system, for examples: / æ, ʌ, ɜ, v, θ, ð /. *The second group* is that sounds that exist in L 1 and L 2 but they have different phonetic features, such as: 1) Phonetic features: / b, d, g, z, s, ʃ, dʒ / do not exist in the final positions of the word of Bahasa Indonesia, 2) Phonemic features: / p, t, k / are never aspirated in Indonesian words wherever they occur, 3) Phonemic feature: / r / is never pronounced clearly in English but in Bahasa Indonesia this / r / is always articulated clearly wherever it occurs in the words. *The third group* is that the spelling of English words. For examples: / s / is sometimes pronounced as / z / in English, and / a / is also sometimes pronounced as / æ, ə, e /.

From the perspective of acoustic phonetics, Saiful (2008) claims that word stress is a big problem faced by the Indonesian learners of English in pronouncing English words because most of them do not have adequate knowledge of how to put stress properly on syllables of English words. They tend to put stress as they like and frequently use stress patterns of Indonesian. According to him, the word stress patterns between English and Indonesian are quite different. English word stress patterns are more complex than Indonesian word stress patterns. Word stress in Indonesia is penultimate syllable or in the final position or even without stress at all (Yong, cited in Zanten & Vincent, 1989) In contrast, Kelly (2000) asserts that stress in English is commonly placed the first, middle, or last syllables of words like in SYLLabus, enGAGEment, and underSTAND (the syllables written in capitals are the stressed syllables). When Indonesian speakers pronounce those words, they will stress penultimate syllables or final ones or can be no stress at all. Indonesian speakers do not know that there is sometimes different stressed syllable in the same word. For example: The word ‘record’ as a verb and as a noun. As a verb ‘She wants to record (rɪ'kɔ:rd) my speech’. While as a noun, ‘She wants to buy you a record ('rek.əd)’. In a nutshell, English stress is frequently felt difficult for many Indonesian learners of English due to the fact. Even if stress is that difficult, it is still very important to master

especially when the learners want to achieve a good level of English language proficiency.

2. Suprasegmental Sounds: Introducing phonetic terms

To enter into this discussion, it is necessary to explain some important phonetic terms related to suprasegmental sounds. This explanation will be very helpful for the learners in facilitating them to understand further discussion of this section.

Stress

Stress is defined as an emphasis in the form of loudness given to certain syllables in English words or phrases. Stressed syllables are commonly heard strong, loud, and long. In contrast, unstressed syllables are weak, soft and short. Some linguists also call stress as an accent. To see how stress is placed in English words, we can look up in a standard dictionary which provides IPA transcript. To indicate stress, the symbol ['] is given in front of a syllable which means that the syllable must be articulated longer or louder than the other syllable(s). For example, the word 'garden' is phonetically transcribed ['gɑ:dən] in which the first syllable [gɑ:] is given the symbol [']. It means that the syllable ['gɑ:] must be produced longer than the syllable [dən].

Syllable

A syllable is a unit of pronunciation for words which is typically made up of one vowel sound, with or without surrounding consonants. For example, the word 'water' consists of two syllables i.e. wa·ter /'wɔ-tər/. Then, how many syllables do English words have? Here are some examples of English words with different numbers of syllables derived from <http://www.myenglishlanguage.com>. The examples of the English words have been split into syllables by using <https://www.merriam-webster.com>.

One syllable

The, cold, quite, bed, add, start, hope, clean, trade, green, chair, cat, sign, pea, wish, drive, plant, square, give, wait, law, off, hear, trough, eat, rough, trout, shine, watch, for, out, catch, flight, rain, speech, crab, lion, knot, fixed, slope, live, reach, trade, light, moon, wash, trend, balm, walk, sew, joke, tribe, brooch.

Two syllables

Party (par·ty), special (spe·cial), today (to·day), orange (or·ange), partner (part·ner), table (ta·ble), demand (de·mand), power (pow·er), retrieve (re·trieve), doctor (doc·tor), engine (en·gine), diet (di·et), transcribe (tran·scribe), contain (con·tain), cabbage (cab·bage), mountain (moun·tain), humor (hu·mor), defend (de·fend), spatial (spa·tial), exchange (ex·change), manage (man·age), carpet (car·pet), although (al·though), trophy (tro·phy), insist (in·sist), tremble (trem·ble), balloon (bal·loon), shower (show·er), verbal (ver·bal), business (busi·ness), mortgage (mort·gage), fashion (fash·ion), hover (hov·er), butcher (butch·er), magic (mag·ic), broken (bro·ken).

Three syllables

Fantastic (fan·tas·tic), energy (en·er·gy), expensive (ex·pen·sive), wonderful (won·der·ful), badminton (bad·min·ton), idiot (id·i·ot), beautiful (beau·ti·ful), aggression (ag·gres·sion), computer (com·put·er), journalist (jour·nal·ist), horrify (hor·ri·fy), gravity (grav·i·ty), temptation (temp·ta·tion), industry (in·dus·try), distinguished (dis·tin·guished), however (how·ev·er), tremendous (tre·men·dous), justify (jus·ti·fy), inflation (in·fla·tion), creation (cre·a·tion), injustice (in·jus·tice), tangible (tan·gi·ble), dialect (di·a·lect), origin (or·i·gin).

Four syllables

Understanding (un·der·stand·ing), indecisive (in·de·ci·sive), conversation (con·ver·sa·tion), realistic (re·al·is·tic), psychology (psy·chol·o·gy), gregarious (gre·gar·i·ous), independence

(in·de·pen·dence), memorandum (mem·o·ran·dum), controversial (con·tro·ver·sial), superior (su·pe·ri·or), gymnasium (gym·na·si·um), entrepreneur (en·tre·pre·neur), traditional (tra·di·tion·al), transformation (trans·for·ma·tion), establishment (es·tab·lish·ment), vegetation (veg·e·ta·tion), affectionate (af·fec·tion·ate), invertebrate (in·ver·te·brate).

Five syllables

Organisation (or·ga·ni·sa·tion), uncontrollable (un·con·trol·la·ble), misunderstanding (mis·un·der·stand·ing), determination (de·ter·mi·na·tion), sensationalism (sen·sa·tion·al·ism), refrigerator (re·frig·er·a·tor), hospitality (hos·pi·tal·i·ty), conservatory (con·ser·va·to·ry), procrastination (pro·cras·ti·nate), consideration (con·sid·er·a·tion), particularly (par·tic·u·lar·ly), compartmentalise (com·part·men·tal·ize).

Six syllables

Responsibility (re·spon·si·bil·i·ty), idiosyncrasy (id·i·o·syn·cra·sy), discriminatory (dis·crim·i·na·to·ry), capitalization (cap·i·tal·i·za·tion), autobiography (au·to·bi·og·ra·phy), superiority (su·pe·ri·or·i·ty), antibacterial (an·ti·bac·te·ri·al), disciplinarian (dis·ci·pli·nar·i·an), environmentalist (en·vi·ron·men·tal·ist).

Word stress

Word stress is a certain emphasis given to a unit of pronunciation (syllable) in individual words not in phrases or sentences. As an individual item of a phrase or a sentence, each word has its own stress which is put on a syllable of the word. In English, short words usually have one stress e.g. in the word ‘sample’, it has two syllables i.e. sam·ple. the stress is placed in the first syllable ['sam·pəl], and longer words usually have two stresses i.e. primary stress ['] and secondary stress [-] but the secondary stress is always a much smaller stress e.g. in the word ‘democracy’, it has four syllables i.e. de·moc·ra·cy. The primary stress is put on the syllable ['ma] and

the secondary stress is placed in the last syllable [sē] that the word 'democracy is pronounced [di-'ma-kɾə-sē].

As an important note about placing stress that There are many two-syllable words in English which may be articulated in two different ways in which the stress place changes the part of speech of the word.

For example:

- Present = (noun) pres·ent \ 'pre-z^ənt \ a gift.
- Present = (verb) pre·sent \ pri-'zent \ to give something to someone.

Therefore, it is important that we stress the right syllables, so people can adequately understand our words. We can use a dictionary to check the word stress of new words before using them.

Primary stress, secondary stress, and unstressed

In most literature of phonetics acoustic on English, it is generally recognized that there are at least three level of stress i.e. primary stress, secondary stress, as well as unstressed which are indicated by the following marks :

Primary stress : ['] (1)

Secondary stress : [ː] (2)

Unstressed : No mark (0)

(<https://www.merriam-webster.com/dictionary/>)

Primary stress is the strongest emphasis which is given to a syllable in a word. According to Plag, I., & Kunter, G. (2007), primary stress is indicated by an acute accent. Secondary stress is weaker emphasis than primary stress which is given to another syllable in a word. According to Plag, I., & Kunter, G. (2007), secondary stress is indicated by a grave accent. Unstressed is the weakest emphasis which is given to syllables in a word. According to Plag, I., & Kunter, G. (2007), unstressed syllables are not marked. The following words can be used to illustrate how primary, secondary, and unstressed are placed on the syllables of the words.

- (<https://www.merriam-webster.com/dictionary/>)

It is widely recognized that stress is generally placed in words. However, not all words are stressed. In English, many linguists and language practitioners agree that words can be categorized into two types i.e. content and function words. Beare, K. (2017) is of the opinion that knowing the difference between content and functions words is important because as native speaker of English speak English, they tend to place stress on the syllables of content words, but no stress in function words. In other words, the place of stress in English words is only on the syllables of content words. Content words are defined as the words which are used to convey information and meaning about something. Hence, content words are usually in the form of nouns, verbs, adjectives, as well as adverbs. A noun is a word that refers to a thing (chair), a person (Adam), an animal (bird), a place (Tokyo), a quality (softness), an idea (justice), or an action (yodeling). It's usually a single word, but not always: cake, shoes, school bus, and time and a half are all nouns (Noun. n.d.), Verbs are words that show an action (sing), occurrence (develop), or state of being e.g. exist (verb. n.d). Adjectives describe or modify the meaning of nouns and pronouns. They may name qualities of all kinds: huge, red, angry, tremendous, unique, rare, etc (Adjective. n.d.). Adverbs tell us how, when or where something is done (Beare, K. 2017).

124 | English Phonetics for Indonesian Learners of English...

Function words include articles, prepositions, auxiliary verbs, pronouns, as well as conjunctions. Articles are used to show something definite or indefinite e.g. a, an, the, prepositions are used to show relationships in time and space e.g. in, at, under, etc, auxiliary verbs are used to construct sentences based on the tense e.g. do, has, will etc, and pronouns are used as reference which represent person (s) or thing (s) e.g. I, we, they etc. Recognizing the distinction between content and function words will be very helpful to place stress in spoken language properly.

Emphatic stress

An emphatic stress is an emphasis which is given to a word or a sentence and is said usually to indicate importance, to single out, to compare, to correct, or to clarify things. According to Gabriele (2013), this kind of stress is commonly used with emphatic expressions to emphasize or to intensify a speaker's strong feelings. For example: I ***very much doubt*** he ate the pizza. He has listed some of the most common emphasizeers as follows:

- deeply – strongly, with much feeling
- fully – completely, without any doubt
- positively – without any doubt
- really – strongly
- sincerely – with my best wishes in mind
- strongly – with conviction
- totally – without any doubt
- utterly – without any doubt
- very much – strongly

Intonation, pitch, and tone

Intonation is known as the other type of suprasegmental sound found in English. As for linguists, it is commonly described as a rising or falling pitch (pitch change) over a group of words. Intonation is not used to distinguish between two English words, but is used to distinguish different types of sentences such as statements, questions, commands, requests etc. Intonation has two basic patterns of height of

voice in speech i.e. high pitch (rising voice) or low pitch (falling voice). In other words, pitch is recognized as the voice pattern of intonation. On the other hand, tone tends to show how something is being said. It is more like an attitude rather than being a voice pattern. In our social interaction, we frequently hear someone speaking happily or angrily. The sound of moods that the one uses is called tone. Therefore, tone is also known as a part of pragmatic communication which is used to show speakers' emotion. By using different tones, the words in a sentence can have other meanings aside from the real original meaning of those words (Tone vs intonation. n.d).

c. Suprasegmental sounds: Word Stress

As noted earlier that words of English are pronounced by using certain patterns of stress which should be known by the Indonesian learners of English if they want their English easily intelligible and sound natural to native speakers of English. Many Indonesian learners of English may ask, why does word stress matter? To answer this question, let's start with a real-life example:

In her head, this sentence was understandable to Saskia:

"Dessert is my favorite thing!"

But when she said this to a friend, a native English speaker, he looked confused and asked her:

"Why? It's just sand and has no life. It could also be dangerous!"

Then it was Saskia's turn to be puzzled.

Source: <https://www.fluentu.com/blog/english/english-word-stress/>

Can you guess what the source of the problem is? Well, the problem here is **word stress**. Saskia got the word 'dessert' (sweet food eaten at the end of a meal) right, but she said it with the emphasis in the wrong place /'dez.ət/ and the word sounded like 'desert' (a dry perilous place). She should have said /de. 'zət/ to make it sound 'dessert' to native English speakers. Regarding misunderstanding in English, Pathare. E. (2006) claims that mistakes in words stress are a common cause of misunderstanding in English. She emphasizes that

word stress is very important for three reasons i.e. *The first*; stressing the wrong syllable in a word can make the word very difficult to hear and understand; for example, try saying the following words. *The second*; stressing a word differently can change the meaning or type of the word. *The third*; even if the speaker can be understood, mistakes with word stress can make the listener feel irritated, or perhaps even amused, and could prevent good communication from taking place. The three reasons indicate that word stress is an essential part of the English language teaching and learning. Besides, it is also something that English teachers should help their students, in order to recognize and to understand typical English patterns of word stress concerning how to put greater emphasis (stress) on one syllable of a multisyllabic English words properly. It's the key to improving their social interaction skills, both with speaking to native speakers of English and listening to English.

This section deals with the discussion of ground and general rules that the learners should keep in mind regarding word stress as they speak English. Ground rules in this context refer to the basic rules or principles on which the way of placing stress on syllables in English words should be based.

Three ground rules relating to word stress:

- a. One word can only have one stress.

When articulating English words, they generally only have one stress. Even if we recognize that there is a secondary stress beside the primary one, but the secondary stress is only used in long words and is always a much smaller than the primary.

- b. We can only stress vowels, not consonants.

- c. Word stress is complicated in English.

Many linguists and language practitioners formulate stress rules to help the learners of English understand where to place the stress properly e.g. Pathare. E. (2006), Kopecky.A. (2010), Bowen. T (2017), and Quynhnguyen. (2018) . However, it is important to remember that there are many exceptions to every rule. So, do not relay on them too much. The positive side of

these rules is that it provides a good framework for understanding that there are some general patterns to syllable stress in multi-syllabic English words (Kopecky.A, 2010). In addition, it is suggested to use a dictionary to check the word stress of new words in addition to knowing the rules.

In addition to the ground rules, placing word stress also has general rules. General rules refer to some usual ways that native speakers of English have in placing stress on the syllables of English words. The rules are not seen from the perspective of theoretical linguistics as Chomsky (1970s) proposed in the theory of transformational-generative phonology, but are simply seen from the perspective of practical. According to Quynhnguyen. (2018), there are at least 8 (eight) general rules of Word Stress which should be used by the learners of English as a foreign or a second language to Improve their English Pronunciation, among other things:

a. Two syllables nouns and adjectives

The general rule: As an English word is a noun (a word used to identify a person, thing, place or abstract quality) or an adjective (a word used to give information about a noun) and has two syllables, the stress is mostly placed on the first syllable. Take a look at the following example:

Nouns			
No	Words	Syllables	Stress
1	table	ta·ble	'teɪ-bəl
2	silver	sil·ver	'sɪl-vər
3	princess	prin·cess	'prɪn-sɛs
4	people	peo·ple	'pi-pəl
5	heaven	heav·en	'hɛ-vən
6	water	wa·ter	'wɔ-tər
7	country	coun·try	'kʌn-tri
8	Picture	pic·ture	'pɪk-tʃər
9	language	lan·guage	'læŋ-gwədʒ
10	husband	hus·band	'hʌz-bənd

Sources: <https://www.merriam-webster.com/dictionary/>

Adjectives			
No	Words	Syllables	Stress
1	perfect	per·fect	'pɜr-fɪkt
2	happy	hap·py	'hæ-pi
3	future	fu·ture	'fju-tʃər
4	special	spe·cial	'spɛ-ʃəl
5	ugly	ug·ly	'ʌg-li
6	sorry	sor·ry	'sɑ-ri
7	joyful	joy·ful	'dʒɔɪ-fəl
8	silent	si·lent	'saɪ-lənt
9	little	lit·tle	'lɪ-təl
10	lonely	lone·ly	'lʊn-li

Sources: <https://www.merriam-webster.com/dictionary/>
<https://topphonetics.com/>

Exceptions to this rule: As noted earlier that every rule has an exception, this rule has an exception as well e.g. ‘hotel’ (ho-tel) / hoʊ'tɛl/ for noun and ‘extreme’ (ex-treme) / ɛk'strɪm/ for adjective. Quynhnguyen. (2018) is of the opinion that this exception occurs due to one of these two reasons i.e. the words were borrowed from another language or they could be totally random.

b. Two syllables verbs and prepositions

The general rule: When an English word is a verb (a word used to describe an action, occurrence or state of being) or a preposition (a word preceding a noun, pronoun or the ‘-ing’ form of a verb, and expressing a relation to another word or part of the sentence) and has two syllables, the stress is mostly (about 80%) put on the second syllable. Take the following words as the examples to show the place of stress in English verbs with two syllables.

Verbs			
No	Words	Syllables	Stress
1	appear	ap·pear	ə-' pɪr
2	believe	be·lieve	bɪ-' liv
3	impress	im·press	ɪm-' prɛs
4	promote	pro·mote	prə-' moot
5	become	be·come	bɪ-' kʌm
6	inspire	in·spire	ɪn-' spair
7	forget	for·get	fər-' ɡɛt
8	behave	be·have	bɪ-' hev
9	embrace	em·brace	ɛm-' breɪs
10	confess	con·fess	kən-' fɛs

Sources: <https://www.merriam-webster.com/dictionary/>
<https://tophonetics.com/>

There are of course, exceptions to this rule as well, in which few English verbs occasionally have stress on their second syllables. Here are the examples:

Exception to a few verbs			
No	Words	Syllables	Stress in pronunciation
1	welcome	wel·come	' wɛl -kəm
2	happen	hap·pen	' hæ -pən
3	whisper	whis·per	' wɪs -pər
4	bargain	bar·gain	' bɑr -gən

In addition to verbs, two syllables preposition also have stress on their second syllable. Let's take a look at the following prepositions:

English prepositions			
No	Words	Syllables	Stress
1	About	a-bout	ə' baʊt
2	Without	with-out	wɪ' θaʊt
3	Between	be-tween	bɪ' twɪn
4	Beside	be-side	bɪ' sɑɪd
5	Beneath	be-neath	bɪ' niθ

6	Below	be-low	bɪ'loo
7	Behind	be-hind	bɪ'hænd
8	Before	be-fore	bɪ'fɔr
9	Around	a-round	ə'raʊnd
10	Among	a-mong	ə'mʌŋ
11	Against	a-gainst	ə'ɡænst
12	Across	a-cross	ə'krɒs
13	Above	a-bove	ə'bʌv

Sources: <https://www.howmanysyllables.com/words/>
<https://tophonetics.com/>

c. Words which are both a noun and a verb

The general rule: English has a number of words which are spelled alike, but are differently articulated depending on whether the word is used either as a noun or as a verb. In such a case, if the word being used serves as a noun, the stress is then placed on the first syllable. However, if the word functions as a verb, the stress falls on the second syllable. Therefore, the learners of English need to know how to put the stress on the syllables of such words since they are relatively common in English and tend to cause misunderstanding among interlocutors due to the same spelling of the words. The following table is presented to include some of the words' examples derived from American English.

No	Words	Syllables	Stress on syllables	
			Noun	Verb
1	conduct	con-duct	'kʌn-dʌkt	kən-'dʌkt
2	attribute	at-trib-ute	'æ-trə-bjut	ə-'trɪ-bjut
3	combat	com-bat	'kʌm-bæt	kəm-'bæt
4	conflict	con-flict	'kʌn-flɪkt	kən-'flɪkt
5	contest	con-test	'kʌn-tɛst	kən-'tɛst
6	contract	con-trac	'kʌn-trækt	kən-'trækt
7	decrease	de-crease	'di-kris	dɪ-'kris
8	escort	es-cort	'ɛs-kɔrt	ɛ-'skɔrt
9	impact	im-pact	'ɪm-pækt	ɪm-'pækt

10	increase	In-crease	' m -kris	m-' kris
11	insult	in-sult	' m -sʌlt	in-' sʌlt
12	object	ob-ject	' ab -dʒekt	əb-' dʒekt
13	permit	per-mit	' pɜr -mɪt	pər-' mɪt
14	present	pres-ent	' prɛ -zənt	pri-' zənt
15	progress	prog-ress	' prɑ -grɛs	prə-' grɛs
16	project	proj-ect	' prɑ -dʒekt	prə-' dʒekt
17	rebel	reb-el	' rɛ -bəl	rɪ-' bəl
18	refill	re-fill	' ri -fɪl	rɪ-' fɪl
19	refund	re-fund	' ri -fʌnd	rɪ-' fʌnd
20	reject	re-ject	' ri -dʒekt	rɪ-' dʒekt
21	subject	sub-ject	' sʌb -dʒɪkt	səb-' dʒekt
22	suspect	sus-pect	' sʌ -spɛkt	sə-' spɛkt

Sources: <https://www.howmanysyllables.com/words/>
<https://topphonetics.com/>
<http://www.businessenglishresources.com>

d. Three syllable words ending in 'er' or 'ly'

The general rule: In English, as we have words which have three syllables to say, look at the words ending because placing the stress on the three syllables words is mostly affected by the words ending (the suffix). If the words' ending is 'er' or 'ly', the stress is commonly placed on the words' first syllable. The following lists provide some common words ending in each of these terminations. Keep in mind that the words in the lists are simply examples and not exhaustive lists.

Words ending in 'er'

No	Words	Syllables	Stress placement
1	cheerleader	cheer-lead-er	' tʃɪr -lid-ər
2	caretaker	care-tak-er	' kɛr -teɪk-ər
3	bullfighter	bull-fight-er	' bʊl -faɪt-ər
4	broadcaster	broad-cast-er	' brɔd -kæst-ər
5	manager	man-ag-er	' mæn -ədʒ-ər
6	doorkeeper	door-keep-er	' dɔr -kip-ər
7	officer	of-fi-cer	' ɔ -fis-ər

8	zookeeper	zoo-keep-er	'zu-ki:-pə
9	foreigner	for-eign-er	'fa-rən-ər
10	traveller	trav-el-ler	'træv-əl-ər

Sources: <https://www.howmanysyllables.com/words/>
<https://tophonetics.com/>

Even if the rule regarding placing stress on this type of word is formulated, there are always many exceptions to this rule as found in these words in which the stress is not put on the first, but is on the second syllables instead e.g. ‘adopter’ a-dopt-er) /ə-'**dapt**-ər/, ‘announcer’ an-nounc-er), /ə-'**naʊns**-ər/, and ‘composer’ com-pos-er), /kəm-'**pʊʊz**-ər/.

Words ending in ‘ly’

No	Words	Syllables	Stress placement
1	orderly	or-der-ly	'ɔr-dər-li
2	family	fam-i-ly	'fæm-ə-li
3	properly	prop-er-ly	'prəp-ər-li
4	suddenly	sud-den-ly	'sʌd-ən-li
5	commonly	com-mon-ly	'kʌm-ən-li
6	currently	cur-rent-ly	'kɜr-ənt-li
7	presently	pres-ent-ly	'prez-ənt-li
8	elderly	eld-er-ly	'eld-ər-li
9	openly	o-pen-ly	'oo-pən-li
10	formerly	for-mer-ly	'fɔr-mər-li

Sources: <https://www.howmanysyllables.com/words/>
<https://tophonetics.com/>

Just like the other rules, this rule also has exceptions to some three syllables words ending in ‘ly’, in which these words do not have stress on the first syllable, but on the second instead. For example the words: ‘sincerely’ (sin-cere-ly) /sɪn-'**sɪr**-li/, ‘assembly’ as-sem-bly), /ə-'**sɛmb**-li/.

e. Words ending in ‘ic’, ‘sion’ and ‘tion’

The general rule: As we want to articulate words of English ending in ‘ic’, ‘sion’ or ‘tion,’ the stress is commonly placed on the second to the last syllable of the word. All we need to do is to count the word’s syllables backwards and to place the stress on the second syllable from the last one. Here are the examples:

Words ending in ‘ic’

No	Words	Syllables	Stress placement
1	electronic	e-lec-tron-ic	ɪ-lɛk-' tr an-ɪk
2	scientific	sci-en-tif-ic	saɪ-ən-' tɪ f-ɪk
3	democratic	dem-o-cratic	dɛm-ə-' kr æt-ɪk
4	diagnostic	di-ag-nos-tic	daɪ-æg-' n as-tɪk
5	systematic	sys-tem-at-ic	sɪs-tə-' m æt-ɪk
6	geographic	ge-o-graph-ic	dʒi-ə-' gr æf-ɪk
7	linguistic	lin-guis-tic	lɪŋ-' gw ɪs-tɪk
8	diplomatic	dip-lo-mat-ic	dɪp-lə-' m æt-ɪk
9	enthusiastic	en-thu-si-as-tic	ɪn-θu-zi-' æ s-tɪk
10	photographic	pho-to-graph-ic	fəʊ-tə-' gr æf-ɪk

Sources: <https://www.howmanysyllables.com/words/>
 <http://www.thefreedictionary.com>
 <https://tophonetics.com/>

Words ending in ‘sion’

No	Words	Syllables	Stress placement
1	comprehension	com-pre-hen-sion	kam-pri-' h ɛn-ʃən
2	apprehension	ap-pre-hen-sion	æp-rɪ-' h ɛn-ʃən
3	supervision	su-per-vi-sion	su-pər-' v ɪ-ʒən
4	transfusion	trans-fu-sion	træn-' s fju-ʒən
5	progression	pro-gres-sion	prə-' gr ɛ-ʃən
6	compression	com-pres-sion	kəm-' p rɛ-ʃən
7	Submission	sub-mis-sion	səb-' m ɪ-ʃən
8	commission	com-mis-sion	kə-' m ɪ-ʃən
9	possession	pos-ses-sion	pə-' z ɛ-ʃən
10	Discussion	dis-cus-sion	dɪ-' s kʌ-ʃən

Sources: <https://www.howmanysyllables.com/words/>
 <http://www.thefreedictionary.com>
 <https://tophonetics.com/>

Words ending in ‘tion’

No	Words	Syllables	Stress placement
1	differentiation	dif-fer-en-ti-a-tion	dɪf-ər-ən-ʃi- 'eɪ-ʃən
2	instrumentation	in-stru-men-ta-tion	ɪn-strə-mən- 'teɪ-ʃən
3	dissatisfaction	dis-sat-is-fac-tion	dɪs-æt-ɪ- 'sfæk-ʃən
4	personification	per-son-i-fi-ca-tion	pər-san-ə-fə- 'keɪ-ʃən
5	experimentation	ex-per-i-men-ta-tion	ɪks-pər-ə-mən- 'teɪ-ʃən
6	administration	ad-min-is-tra-tion	æd-mɪn-ɪ- 'streɪ-ʃən
7	identification	i-den-ti-fi-ca-tion	aɪ-dən-tə-fə- 'keɪ-ʃən
8	discrimination	dis-crim-i-na-tion	dɪ-skrɪm-ə- 'neɪ-ʃən
9	participation	par-tic-i-pa-tion	pər-tɪs-ə- 'peɪ-ʃən
10	contribution	con-tri-bu-tion	kən-trə- 'bju-ʃən

Sources: <https://www.howmanysyllables.com/words/>
<http://www.thefreedictionary.com>
<https://topphonetics.com/>

f. Words ending in ‘cy,’ ‘ty,’ ‘phy,’ ‘gy’ and ‘al’

The general rule: When we are going to pronounce words which end in one of these affixes i.e. ‘cy,’ ‘ty,’ ‘phy,’ ‘gy’ as well as ‘al,’ the stress is usually put on the third syllable to last one. Therefore, we should count syllables of the words backwards and place the stress on the third syllable from the last one. The following tables show the stress placement on the third syllables from backwards of such words.

Words ending in 'cy'

No	Words	Syllables	Stress placement
1	interdependency	in-ter-de-pend-en-cy	in-tə-di- 'pænd -ən-si
2	transparency	trans-par-en-cy	træn- 'spær -ən-si
3	incompetency	in-com-pe-ten-cy	in-kam- 'pə -tən-si
4	consistency	con-sist-en-cy	kən- 'sɪst -ən-si
5	bureaucracy	bu-reauc-ra-cy	bju- 'ræk -rə-si
6	proficiency	pro-fi-cien-cy	prə- 'fɪ -ʃən-si
7	redundancy	re-dun-dan-cy	rɪ- 'dʌn -dən-si
8	conspiracy	con-spir-a-cy	kən- 'spɪr -ə-si
9	inaccuracy	in-ac-cu-ra-cy	ɪ- 'næ -kjə-rə-si
10	pregnancy	preg-nan-cy	'præg -nən-si

Sources: <https://www.howmanysyllables.com/words/>
<http://www.thefreedictionary.com>
<https://topphonetics.com/>

Words ending in 'ty'

No	Words	Syllables	Stress placement
1	incompatibility	in-com-pat-i-bil-i-ty	in-kam-pət-ɪ- 'bɪl -ɪ-ti
2	instrumentality	in-stru-men-tal-i-ty	in-strə-mən- 'tæl -ɪ-ti
3	responsibility	re-spon-si-bil-i-ty	Ri-span-sə- 'bɪl -ə-ti
4	respectability	re-spect-a-bil-i-ty	ri-spɛkt-ə- 'bɪl -ɪ-ti
5	heterogeneity	het-er-o-ge-ne-i-ty	hət-ər-ə-dʒɪ- 'ni -ə-ti
6	functionality	func-tion-al-i-ty	fʌŋk-ʃən- 'næl -ɪ-ti
7	accessibility	ac-ces-si-bil-i-ty	æk-sɛ-sə- 'bɪl -ɪ-ti
8	productivity	pro-duc-tiv-i-ty	prɒd-ək- 'tɪv -ə-ti
9	municipality	mu-nic-i-pal-i-ty	mju-nɪs-ə- 'pæl -ə-ti
10	universality	u-ni-ver-sal-i-ty	ju-nə-vər- 'sæl -ə-ti

Sources: <https://www.howmanysyllables.com/words/>
<http://www.thefreedictionary.com>
<https://topphonetics.com/>

Words ending in ‘phy’

No	Words	Syllables	Stress placement
1	cinematography	cin-e-ma-tog-ra-phy	sin-ɪ-mə- ˈtæg -rə-ʃi
2	autobiography	au-to-bi-og-ra-phy	ɔ-tə-baɪ- ˈæg -rə-ʃi
3	bibliography	bib-li-og-ra-phy	bɪb-li- ˈæg -rə-ʃi
4	oceanography	o-cea-nog-ra-phy	oʊ-ʃə- ˈnæg -rə-ʃi
5	photography	pho-tog-ra-phy	fə- ˈtæg -rə-ʃi
6	philosophy	phi-los-o-phy	fə- ˈlas -ə-ʃi
7	pornography	por-nog-ra-phy	pɔr- ˈnæg -rə-ʃi
8	geography	ge-og-ra-phy	dʒi- ˈæg -rə-ʃi
9	ethnography	eth-nog-ra-phy	ɛθ- ˈnɒg -rə-ʃi
10	biography	bi-og-ra-phy	baɪ- ˈæg -rə-ʃi

Sources: <https://www.howmanysyllables.com/words/>
<http://www.thefreedictionary.com>
<https://tophonetics.com/>

Words ending in ‘gy’

No	Words	Syllables	Stress placement
1	biotechnology	bi-o-tech-nol-o-gy	baɪ-ou-tɛk- ˈnal -ə-dʒi
2	phenomenology	phe-nom-e-nol-o-gy	fɪ-nɒm-ɪ- ˈnɒl -ə-dʒi
3	anthropology	an-thro-pol-o-gy	æn-θrə- ˈpal -ə-dʒi
4	methodology	meth-od-ol-o-gy	mɛθ-ə- ˈdal -ə-dʒi
5	terminology	ter-mi-nol-o-gy	tɜr-mɪ- ˈnal -ə-dʒi
6	archaeology	ar-chae-ol-o-gy	ɑr-ki- ˈal -ə-dʒi
7	technology	tech-nol-o-gy	tɛk- ˈnal -ə-dʒi
8	psychology	psy-chol-o-gy	sai- ˈkal -ə-dʒi
9	mythology	my-thol-o-gy	mə- ˈθal -ə-dʒi
10	strategy	strat-e-gy	ˈstræt -ə-dʒi

Sources: <https://www.howmanysyllables.com/words/>
<http://www.thefreedictionary.com>
<https://tophonetics.com/>

Words ending in ‘al’

No	Words	Syllables	Stress placement
1	pharmaceutical	phar-ma-ceu-ti-cal	fər-mə- su -tɪ-kəl
2	constitutional	con-sti-tu-tion-al	kən-stə- tu -ʃən-əl
3	conversational	con-ver-sa-tion-al	kən-vər- sei -ʃən-əl
4	international	in-ter-na-tion-al	ɪn-tər- næ -ʃən-əl
5	technological	tech-no-log-i-cal	tæk-nə- ladʒ -ɪ-kəl
6	institutional	in-sti-tu-tion-al	ɪn-stɪ- tu -ʃən-əl
7	chronological	chron-o-log-i-cal	kron-ə- ladʒ -ɪ-kəl
8	multicultural	mul-ti-cul-tur-al	mʌl-tɪ- kʌl -tʃər-əl
9	professional	pro-fes-sion-al	prə- fɛ -ʃən-əl
10	educational	ed-u-ca-tion-al	ɛdʒ-ə- keɪ -ʃən-əl

Sources: <https://www.howmanysyllables.com/words/>
<http://www.thefreedictionary.com>
<https://topphonetics.com/>

In this word stress rule, some exceptions are also found in which, the words end with suffix ‘al’, the primary stress is apparently not placed on the third syllables of the words, but on the second one from the last e.g. ‘environmental’ (en-vi-ron-men-tal) /ɪn-vai-rən-**ˈmɛn**-təl/, ‘experimental’ (ex-per-i-men-tal) /ɪks-pər-ɪ-**ˈmɛn**-təl/, ‘instrumental’ (in-stru-men-tal), /ɪn-strə-**ˈmɛn**-təl/.

g. Compound nouns made by two nouns

The general rule: In English, native English speakers frequently use compound noun words when they talk. A compound word is a combination of two or more words which indicates a single unit of meaning and refer to people, animals, places, things, or ideas e.g. noun and noun e.g. ‘bus stop’ or adjective and noun e.g. ‘full moon’. There are three kinds of compound nouns i.e.

- Solid or closed compound nouns. This type is formed in one word from two different words such as toothpaste from toot and paste, haircut from hair and cut, bedroom from bed and room etc.
- Connected or hyphenated compound nouns. This type is formed by two different words and the words are connected by using a hyphen e.g. dry-cleaning, daughter-in-law, well-being etc. Explanation

regarding the reason for hybernating a compound noun is found on <http://www.getitwriteonline.com>

One way to decide if a hyphen is necessary is to see if the phrase might be ambiguous without it. For example, ‘large-print paper’ might be unclear written as ‘large print paper’ because the reader might combine ‘print’ and ‘paper’ as a single idea rather than combining ‘large’ and ‘print.’ Another such example is ‘English-language learners.’ Without the hyphen, a reader might think we are talking about English people who are learning any language rather than people who are learners of the English language (Compound word, 2003).

- Spaced or open compound nouns. This type appears as two separate words e.g. full moon, scholl bus, and swimming pool etc.

Most compound nouns have the word stress on the first word. Take a look at the following examples:

Word stress in solid compound nouns

No	Words	Compound nouns	Stress placement
1	notebook	note + book	'noot ,bʊk
2	bookstore	book + store	'bʊk ,stɔr
3	superman	super + man	'sjʊ :pəmæn
4	waistcoat	waist + coat	'weis ,kəʊt
5	fireman	fire + man	'faɪə ,mæn
6	football	foot + ball	'fʊt ,bɔl
7	keyboard	key +board	'ki ,bɔrd
8	motorcycle	motor + cycle	'moʊtər ,saɪkəl
9	boyfriend	boy + friend	'bɔɪ ,frɛnd
10	bedroom	bed + room	'bɛ ,drʊm

Source: <https://tophonetics.com/>

Regarding this rule, we may note that the stress placement is not always on the first syllable of the first word of the solid compound noun as the examples shown above, but the stress might be placed on the second seyllable of the first word. One example is found in the word ‘policeman’ in which this word is a solid compoun noun, has

three syllables (po-lice-man) but the stress is put on the second syllable of the first word /pə'лизмən/.

Word stress in hyphenated compound nouns

No	Words	Compound nouns	Stress placement
1	vice-president	Vice + president	'vais-prəzədənt
2	scholar-poet	Scholar + poet	'skʌlər-pouət
3	student-athlete	Student + athlete	'studənt-æθlit
4	sister-in-law	Sister + in + law	'sistər-in-lɔ
5	cease-fire	Cease + fire	'si's-faɪər
6	court-martial	Court + martial	'kɔrt-mɑrʃəl
7	cross-purposes	Cross + purposes	'krɒs-pɜrpəsəz
8	president-elect	President + elect	'prezə,dent-ɪlekt
9	well-wisher	Well + wisher	'wel-wɪʃər
10	self-control	Self + control	'self-kən'trɒl

Source: <https://www.grammar.com/hyphens-and-compound-noun/>
<https://tophonetics.com/>

One exception found to this rule is when the word of compound noun is made of between adjective and noun e.g. ‘great-sister’ that the stress is sometimes placed on the second word that is on the noun /greit-'sistər/.

Word stress in open compound nouns

No	Words	Compound nouns	Stress placement
1	football player	football + player	'fʊt,bɔl pleɪər
2	car dialer	car + dialer	'kɑr dilər
3	fire fighter	fire + fighter	'faɪər faɪtər
4	smoke detector	smoke + detector	'smʊk dɪtektər
5	grammar book	grammar + book	'græməɹ bʊk
6	medical school	medical + school	'medəkəl skul
7	train station	train + station	'treɪn steɪʃən
8	credit card	credit + card	'kredət kɑrd
9	cell phone	cell + phone	'sɛl foun
10	blood type	blood + type	'blʌd taɪp

Source: <http://usefulenglish.ru/phonetics/stress-in-compound-word>
<https://tophonetics.com/>

h. Compound adjectives and verbs

The general rule: In spoken language, native English speakers occasionally use words of compound adjective. A compound adjective is formed when two or more adjectives are merged together to give detailed information to the same noun e.g. ‘a **well-known** teacher’. These type of words are hyphenated one another to avoid confusion or ambiguity. In most compound adjectives, the stress is placed of the second word. Here are the examples:

Word stress in open compound adjectives

No	Words	Stress placement
1	absent-minded	æbsənt- ' maɪ ndəd
2	low-spirited	ləʊ- ' spraɪ tɪd
3	dark-green	dɑ:k- 'grɪn
4	easy-going	izi- ' ɡoʊ ɪŋ
5	skin-deep	skɪn- ' dɪp
6	man-made	mæn- ' meɪ d
7	self-conscious	sɛlf- ' kənʃ əs
8	broken-hearted	brʊkən- ' hɑ:t əd
9	cold-blooded	kəʊld- ' blʌ dəd
10	self-confident	sɛlf- ' kən fədənt

Source: <http://usefulenglish.ru/phonetics/stress-in-compound-words>
<https://tophonetics.com/>

In addition to compound adjectives, we also need to know how to articulate compound verbs in English. A compound verb refers to a multi-word verb that functions as a single verb. There are at least three types of compound verbs i.e. prepositional verbs, and phrasal verbs.

et’s discuss each of these types of compound verbs with examples.
A **prepositional verb** refers to a compound word consists of a verb and a preposition that come together to form a new phrase. When using this kind of words, native English speakers frequently put stronger stress on the prepositions. Take a look at the examples in the following chart.

Word stress in prepositional verbs

No	Words	Stress placement
1	look after	lʊk 'æftər
2	pick on	pɪk 'ɒn
3	turn away	tɜrn ə'weɪ
4	come in	kʌm 'ɪn
5	take off	teɪk 'ɒf
6	stand by	stænd 'baɪ
7	give up	ɡɪv 'ʌp
8	move over	mʊv 'oʊvər
9	pass for	pæs 'fɔr
10	go on	ɡoʊ 'ʌn

Source: <http://usefulenglish.ru/phonetics/stress-in-compound-words>
<https://tophonetics.com/>

A **phrasal verb** refers to a compound word, whether separated by a hyphen or not, functions as the verb. In English, this type of word is usually articulated by placing the primary stress on the second or on the last part of the word. Here are the examples:

Word stress in phrasal verbs

No	Words	Stress placement
1	day dream	deɪ 'drɪm
2	sight-read	sɑɪt- 'rɪd
3	sound-proof	saʊnd- 'prʊf
4	air-condition	ɛr-kən' dɪʃən
5	baby-sit	beɪbi- 'sɪt
6	test-drive	tɛst- 'draɪv
7	proofread	prʊf' rɪd
8	water-proof	wɔtər- 'prʊf
9	double-click	dʌbəl- 'klɪk
10	color-code	kʌlər- 'kɒd

Source: <http://examples.yourdictionary.com/compound-verb-examples>
<https://tophonetics.com/>

Even if the rules of placing stress on English words have been briefly described, but it is fully realized that mastering the rules is not easy for two reasons i.e. the first; language use is dynamic and it may cause many exceptions to the rules. The second, Indonesian learners of English have to work and to study hard to get it (mastering the rules). Therefore, they have to go through a lot of practices and repetitions over and over again. In a nutshell, these eight rules provided in this section may be felt a bit overwhelming to many Indonesian learners of English, but they can generally be used as references in their efforts to improve their pronunciation skills.

d. Suprasegmental sounds: Intonation

All languages in the world have their own intonation, including English. According to Becker, A., & Bieswanger, M. (2017), intonation, in English, helps to mark the functions and the boundaries of a syntactic unit e.g. whether a sentence functions to ask or to inform etc. For instance, a statement like ‘she is sleeping’ is marked as giving information when it is ended by a falling pattern of sound (pattern of sound = pitch), but is marked as a yes/no question when it is finalized by a rising pitch. Besides, intonation is also used to emphasize new information in an utterance which mainly functions to express emotions or attitudes. Therefore, Intonation is found different not only within different languages, but also within the same language e.g. English. It is widely known that English has dialectal and regional differences in intonation; for example, there are quite a few differences between British, American as well as general English in terms of their intonation due to a number of aspects. Many factors affect intonation e.g. the speakers’ voice level low or high), speech rate of delivery (fast or slowly), emotions (feeling sad or happy), attitude (positive or negative), and gender (man or woman). In comparison to word stress which is generally focused on where to place the stress properly in English words when speaking, intonation is more about how speakers should say utterances by rising, falling or remaining their voice flat when speaking. The speakers’ tendency to rise, to fall, or to remain flat their voice really depends on the

meaning or feeling they want to express. How they produce their voice commonly indicate the mood of the speakers such as anger, surprise, interest, gratitude, boredom, disappointment etc.

Many linguists have analyzed English intonation and eventually distinguish at least four relative pitch levels i.e. low pitch /1/, flat pitch /2/, high pitch /3/, and extra high /4/. Three pitch levels i.e. low /1/, normal /2/, and high pitch /3/ are commonly used in normal speeches which may convey different functions e.g. making statements, addressing questions, etc. On the other hand, the other last level i.e. extra high pitch /4/ is commonly used for screaming or shouting which may convey other different functions such as expressing terrible fear, great happiness, rising anger etc. This section is only focused on discussing the pitch levels in normal speech since these are the most frequent patterns found in utterances of normal social interactions. To show how native English speakers used the pitch levels, linguists record the speakers' utterances and use numbers (intonation contour) to indicate the patterns of intonation. The linguists then establish intonation patterns for normal speeches i.e. falling /2 + 3 + 1/, rising /2 + 3 + 3/, and combining patterns /2 + 3 + 2 + 1/. The overall patterns of intonation can be indicated by arrow symbols i.e. a downward arrow (↓) is used to indicate falling intonation, an upward arrow (↑) is used to indicate rising intonation, and a rightward arrow (→) is used to indicate flat intonation.


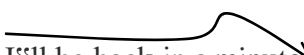


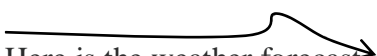


The identification of the patterns of intonation in English is then used to set general patterns for describing and illustrating how native English speakers generally rise and fall their voice in speech. The description is intended to provide an approximate guide to help the Indonesian learners of English to improve their knowledge of intonation which can be applied in speaking. Nevertheless, it should be noted that in terms of intonation, noticing and practicing it from a 'live' conversation with native English speakers will still be a realistic and preferred option which can never be substantially replaced by a written explanation. Since intonation is emotional and attitudinal that it is best acquired naturally through talking and listening to native speakers of English. The following discussion centers on the general

patterns of Intonation mostly made by native English speakers in speech. Some expressions used to illustrate the intonation patterns are adapted from <http://www.learn-english-today.com/>:

a. Falling Intonation Pattern: /2 + 3 + 1/ or (↘)

This intonation pattern starts from flat level /2/, then moves to high level /3/ by placing the primary stress on a certain word in a sentence, and finally falls at the end of the sentence to low level /1/. Falling intonation is the most common intonation pattern used by native speakers of English to convey the meaning of statements, commands, information questions (wh-question), confirmatory question tags as well as exclamations. Here are the examples:

□ **Falling Intonation in Statements**

- 
Nice to meet you.
²nais tə ³mit ju¹
- 
I'll be back in a minute.
²aɪl bi bæk ɪn ə ³mɪnət¹
- 
She doesn't live here anymore.
²ʃi dʌzənt ³lɪv hɪr ,eni mɔː¹
- 
Dad wants to change his car.
²dæd wʌnts tə ³tʃeɪndʒ ɪz kɑː¹
- 
Here is the weather forecast.
²hɪr ɪz ðə weðər ³fɔː,kæst¹
- 
He is looking out for them.
²hi əz lʊkɪŋ ³aʊt fər ðeɪm¹
- 
I'm going for a walk in the park.
²aɪm ɡoʊɪŋ fər ə ³wɔːk ɪn ðə pɑːk¹


□ **Falling Intonation in Commands**


- Write your name here.
²raɪt jər ³neɪm hɪr¹
- Show me what you've written.
²ʃəʊ mi ³wʌt juv rɪtən¹
- Leave it on the desk.
²lɪv ɪt ʌn ðə ³dɛsk¹
- Take that picture down.
²teɪk ðæt ³pɪktʃər daʊn¹
- Throw that out.
²θrəʊ ðæt ³aʊt¹
- Put your books on the table.
²pʊt jər bʊks ʌn ðə ³teɪbəl¹
- Take your hands out of your pockets.
²teɪk jər hændz ³aʊt əv jər pəkəts¹

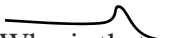
□ **Falling Intonation in Wh- questions**


Addressing questions beginning with question words such as, 'when', 'what', 'where', 'why' 'which', 'who', 'whom' and 'how'.


- What country do you come from?
²wʌt ³kʌntri dʊ ju kʌm frʌm¹?
- Where do you work?
²weɪr dʊ ju ³wɜːk¹?
- Which of them do you prefer?
²wɪʃ əv ðəm dʊ ju ³prəfɜːr¹?
- When does the shop open?
²wen dəz ðə ʃɒp ³əʊpən¹?

○  How many books have you bought?
²haʊ ³məni bʊks həv ju bɔ:t?¹

○  Whom are you looking for?
²hum ər ju ³lʊkiŋ fɔ:r?¹


○  Who is that man?
²hu əz ³ðæt mæn?¹


○  Which coat is yours?
²wɪʃ ³kəʊt əz jʊrz?¹


○  Whose bag is this?
²hʊz ³bæg əz ðɪs?¹


□ **Falling Intonation in Questions Tags (Confirming Statements)**

Regarding tag questions, we need to know that as for native English speakers, not all of them really function as questions. Some of the tag questions are simply used to ask for confirmation or agreement invitation. In such sentences, native English speakers mostly a falling intonation pattern at the end.





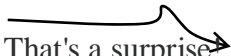
○  He thinks he's so clever, doesn't he?
²hi θɪŋks hɪz sʊ klevər, ³dʌzənt hi?¹

○  She's such a nuisance, isn't she?
²ʃɪz sʌʃ ə nusəns, ³ɪzənt ʃɪ?¹

○  I failed the test because I didn't revise, did I?
²aɪ feɪld ðə tɛst bɪ'kəz aɪ dɪdənt rɪ ³vaɪz, dɪd aɪ?¹

○  It doesn't seem to bother him much, does it?
²ɪt dʌzənt sim tə ³bəðər hɪm mʌʃ, dəz ɪ?¹

□ Falling Intonation in Exclamations

-  How nice of you!
²haʊ ³naɪs əv ju¹!
-  That's just what I need!
²ðætʰs dʒʌst wʌt aɪ ³nɪd¹!
-  You don't say!
²jʊ ³doʊnt seɪ¹!
-  What a beautiful voice!
²wʌt ə ³bju:təfəl vɔɪs¹!
-  That's a surprise!
²ðætʰs ə sə ³praɪz¹!

b. Rising Intonation Pattern: /2 + 3 +3/ or (↗)

This type of intonation pattern starts from the flat voice level /2/ to the high voice level /3/ and stays in that level to the end of a sentence. Native English speakers commonly use this intonation pattern for yes/no questions beginning with auxiliary modals (e.g. can, will, must, should etc) or auxiliary verbs (e.g. do, does, did, have, has etc) in which a *yes* or *no* answer is needed. In casual conversation, rising intonation can also function to convert affirmative sentences to questions showing doubt or surprise. Besides, question tags used to express uncertainty and require yes/no answer commonly use rising intonation pattern as well. Here are the examples of the use of rising intonation in such kind of sentences.

□ Yes/no Questions

- Are you ready to go?
²ar jʊ ³rɛdi tə ɡoʊ³?

- Have you finished already?
²həv jʊ ³fɪnɪʃt əl'rɛdi³?

- Did you see him?
²dɪd jʊ ³si hɪm³?

- Can you play the guitar?
²kən jʊ ³pleɪ ðə ɡɪtɑː³?

- Do you have any story books?
²du jʊ həv ³eni stɔːri bʊks³?

- Does she come everyday?
²dəz ʃi kʌm ³ɛvri deɪ³?


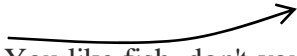

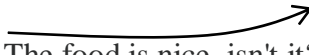
□ Rising intonation in Affirmative Sentences Converted to Questions

- He got the job?
²hi ɡat ðə ³dʒəb³?

- Daniel will come this afternoon?
²Dænjəl wɪl kʌm ðɪs ³æftərnun³?

- The president just resigned from his position?
²ðə prezədnt dʒəst rɪ³zəɪnd frəm ɪz pəzɪʃən³?

□ **Rising Intonation in Questions tags as real questions.**

- We've met already, haven't we?
²wiv mæt əl'redi, ³hævənt wi³? 
- You like fish, don't you?
²jʊ laɪk fɪʃ, ³dəʊnt ju³? 
- She's a new student isn't she?
²ʃiz ə nu stüdənt ³ɪzənt ʃi³? 
- The food is nice, isn't it?
²ðə fud əz naɪs, ³ɪzənt ɪt³? 

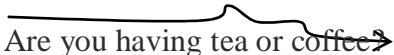


c. Combining Intonation Patterns:

In addition to both types of intonation patterns as discussed earlier, native English speakers sometimes use combining intonation pattern. This pattern can be categorized into two types i.e. Rise-Fall intonation and Fall-Rise intonation.

Rise-Fall (↗↘) /2 + 3 + 2 + 1/

This type of intonation commonly begins with flat pitch level /2/, then rise to high level /3/, the next goes down to the flat level again /2/, and finally falls in the low level /1/. Native speakers of English tend to use this type of intonation pattern for expressing choices, lists, unfinished thoughts and conditional sentences.

□ **Combining Intonation in Choices**

- Are you having tea or coffee? 
- Is James leaving on Monday or Wednesday? 
- Does she speak Chinese or Japanese? 

- Is her name Lea or Lia?
²ɪz hɜr neɪm ³li ²ɔr liə¹?

□ Combining Intonation in Lists


In this type, intonation falls on the last item to show that the list mentioned is finished.

- We've got apples, pears, bananas and oranges
²wɪv gət ³æpəlz, ³pɜːz, bə³nænəz ²ənd ɔrəndʒəz¹
- The sweater comes in blue, white, pink and black
²ðə swetər kʌmz ɪn ³blu, ³waɪt, ³pɪŋk ²ənd blæk¹.
- He likes football, tennis, basketball and volleyball
²hi laɪks ³fʊtˌbɔːl, ³tenəs, ³bæskɪtˌbɔːl ²ənd vɒliˌbɔːl¹.
- Jane bought a blouse, a ahat and a skirt
²dʒeɪn bɔt ³ə blaʊs, ³ə hæʔ ²ənd ə skɜːt¹.

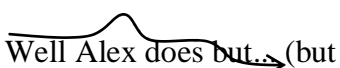
□ Combining Intonation in Unfinished thoughts

In casual conversation, a speaker sometimes addresses a question which is not able to be fully responded by the speaker's interlocutor. In that situation where one could only express partial statements, so the rise-fall intonation is used to indicate that he/she hesitates to fully express his/her thoughts. Consider the following examples:

- Do you like my new handbag?
 dʊ jʊ laɪk maɪ nu 'hændˌbæg?
- Well, the leather is nice... (but I don't like it.)
²wel, ðə ³leðər ²ɪz naɪs¹...
- What was the meal like?
 wʌt wəz ðə miːl laɪk?


 Hmm, the fish was good (but the rest wasn't great).
²Hmm, ðə ³fɪʃ wəz gud¹...

- So, you both live in Los Angeles?
 sou, ju buθ liv in lous 'ændʒəlis?


 Well Alex does but (but I don't).
²wel ³æləks dʌz² bʌt¹

□ **Combining Intonation in Conditional sentences**

Conditional sentence always consists of two clauses. As native English speakers use this kind of sentence, they commonly use rising intonation in the first clause and use falling intonation in the second clause. Here are the examples:

- If he calls, ask him to leave a message
²ɪf hi ³kɔlz, ²æsk ɪm tə liv ə mesədʒ¹.

- Unless he insists, I'm not going to go
²ʌnles hi ɪn³sɪsts, ²aɪm nat ɡoʊɪŋ tə ɡoʊ¹

- If you have any problems, just contact us
²ɪf ju həv ³eni prəbləmz, ²dʒəst kən¹ tækt ʌs¹

Fall-Rise Intonation (↘↗) /2 + 1 + 3/

This type of intonation usually takes place in one word, in which an utterance is started by using flat pitch /2/, then the pitch level changes in a particular word to low pitch /1/, but the pitch level rises to high level /3/ on another syllable of the word. This intonation functions to indicate that a speaker is not very sure of an answer given to a question (hesitation). Besides, it can be used to express polite suggestions or requests as well.

□ **Fall-Rise Intonation in Hesitation**

- So you'd be willing to confirm that?
səʊ jʊd bi 'wɪlɪŋ tə kən'fɜ:m ðæt?

...Well ... I ~~sup~~ pose so ...
...²wel ... aɪ¹ sə³pəʊz sɒʊ ...

- You didn't see him on Monday?
jʊ 'dɪdənt si ɪm ən 'mʌndi?

I don't quite ~~re~~ member ...
²aɪ doʊnt kwaɪt¹ rɪ³membə ...

□ **Fall-rise Intonation in Polite Uncertainty or Doubt**

This type of intonation is used when the speaker is not sure what the answer of the question he/she is addressing.

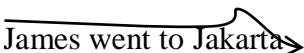

- Perhaps we could ~~vis~~ it the place?
²pərhæps wi kəd¹ vɪz³ət ðə pleɪs?

- Should we ~~copy~~ the list?
²ʃəd wi¹ kəpi ðə lɪst?

- Do you think ~~it's~~ allowed?
²dʊ jʊ θɪŋk¹ ɪts ə³laʊd?

Although the intonation patterns have been established, but intonation remains phonemic in the sense that moving the intonation from one word to another in one sentence or using different level of pitch on the same word of an utterance will produce different characteristics of sound and meaning. Thus, the use of intonation in sentences does not necessarily have to be in accordance with the patterns of intonation as described earlier in this section because intonation is emotional and attitudinal. It is possible that native English speakers use different patterns of intonation from the ones described here in their social life, depending on the mood and the

situation they encounter at the moment of speaking. For example, different intonation pattern used will change the meaning of the following sentences:

-  James went to Jakarta (a statement)
²dʒeɪmz went tə dʒə³kartə¹
-  James went to Jakarta (a question)
²dʒeɪmz went tə dʒə³kartə³

5. Suprasegmental sounds: Juncture

Speaking in a normal conversation frequently uses connected speech (a continuous sequence of sounds). According to our teaching experiences, most Indonesian learners of English give the first priority to rapid their speech without noticing the articulatory precision of the sound they make such as vowel and consonant sounds are not correctly made, stress is not properly placed on a certain word's syllable, intonation pattern is imprecisely used, and words in utterances are spoken without clear-cut borderlines between them. Consequently, all the articulatory imprecisions have made unnatural speech which cause native English speakers encounter problems in interpreting their utterances. The first-three problems have been discussed, the discussion of this section is focused on the last problem that is recognizing clear-cut borderlines between words in connected speeches which is also known as juncture.

In connected speeches, it is essential to know which segment of a phrase (a phoneme) functions to keep utterances apart for the sake of conveying a clear meaning in oral communications with our interlocutors. Often, an utterance, we convey in English, is not clearly understood by our interlocutor simply because we do not know where to pause when we are saying some segments of the utterance. For instance, two different words i.e. 'apart' and 'a part.' They both are extremely close each other in their spelling, and when we verbally utter the words, they are very indistinguishable due to their similar sounds. However, they both have very different meanings. **Apart** is an

adverb, meaning, ‘separately.’ Whereas **A part** is a noun, meaning, ‘a section or division of a whole.’ A good way to say both words differently is to give a brief pause which will separate segment *a* from segment *part* when we intend to say a section or division of a whole. So, the words will sound *a part* to our interlocutor. However, when we intend to say ‘separately’, we simply need to remove the pause. So, the word will sound *apart*. In this regard, Hockett.C.F. (1967) is of the opinion that any difference of sound which functions to keep utterances apart is by definition part of the phonological system of the language’. Therefore, a transition from one segmental phoneme to another is called *juncture* and represented by [+] mark. The mark indicates that the speaker is required to a short pause before uttering the next word. According to Nicolosi, Harryman & Kresheck (2004), juncture is the manner of moving (transition) or mode of relationship between two consecutive sounds. It is the relationship between two successive syllables in speech.

In normal conversation, juncture effectively functions as a means to help the interlocutor to distinguish between two identical pairs which have different meanings. For example: ‘see Mill’ and ‘seem ill’. These words sound identical in phonetic representations. The listener can only grasp the precise meaning conveyed by the speaker, if the speaker properly uses juncture e.g.

- Did Alex see Mill?
dɪd 'æləks si [+] mɪl?
- Did Alex seem [+] ill?
dɪd 'æləks sim ɪl

Some linguists name the positive [+] mark used in the suprasegmental phonemic as the ‘open juncture’ e.g. Hartvigson H (1965), Acharya, J. (1991) etc. Open juncture is then defined as a slight pause between syllables within words or phrases of a sentence. Look at the examples of the use of terminal juncture in the following utterances:

- a name and an aim
She has a name.
ʃi hæz ə [+] neɪm.
She has an aim.

ʃɪ hæz ən [ɪ] eɪm.

- that stuff and that's tough

I like that stuff

aɪ laɪk ðæt [ɪ] stʌf

I like it, that's tough.

aɪ laɪk ɪt, ðæts [ɪ] tʌf.

- ice cream and I scream

I say 'ice cream'

aɪ seɪ aɪs [ɪ] kɹɪm

I say 'I scream'

aɪ seɪ aɪ [ɪ] skɹɪm

Since placing juncture (word boundary) in the incorrect position can potentially cause a perceptual difference, and misunderstanding, it is therefore strongly advised that the Indonesian learners of English should learn how to use juncture properly by using pairs like 'pea stalks/peace talks' and 'great ape/grey tape' etc.

Bibliography

- Acharya, J. (1991). *A descriptive grammar of Nepali and an analyzed corpus*. Georgetown University Press.
- Adjective. (n.d.). Retrieved January 23, 2018, from <https://www.merriam-webster.com/dictionary/adjective>
- Alison (2015, April 20). The difference between consonants and vowels. Retrieved from <http://www.spelfabet.com.au/2015/04/the-difference-between-consonants-and-vowels/>
- Anca Sirbu (2015) The Significance of Language as a Tool of Communication, *Mircea cel Batran, Naval Academy Scientific Bulletin, Naval Academy Press, Constanta, Romania* , 18, 2, 405-406.
- Andi, K., & Arafah, B. (2017). Using Needs Analysis to Develop English Teaching Materials in Initial Speaking Skills for Indonesian College Students of English. *Turkish online journal of design art and communication*, 7, 419-437.
- Beare, Kenneth. (2017, November 22). Content and Function Words. Retrieved from <https://www.thoughtco.com/content-and-function-words-1211726>
- Becker, A., & Bieswanger, M. (2017). *Introduction to English linguistics* (Vol. 2752). UTB.
- Bloch, Bernard and George L. Trager. (1942). *Outline of Linguistic Analysis*. Baltimore: Linguistic Society of America/Waverly Press.

Bowen. T (2017) Methodology: stress patterns in English. Retrived January 28, 2018 from: <http://www.onestopenglish.com/methodology/ask-the-experts/methodology-questions/methodology-stress-patterns-in-english/146393.article>

Bowman, M. (2002). A contrastive analysis of English and Tahi and its practical applications for teaching English pronunciation. *English Teacher Journal*, 4.1, 40-52.

Catford, John, Cunnison. (1992). *A Practical Introduction to Phonetics*. New York: Oxford University Press.

Celce-Murcia, Brinton, and Goodwin (1996). *Teaching Pronunciation: A Reference for Teachers of English to Speakers of Other Languages*. Cambridge: Cambridge Univeristy Press.

Compound Words: When to Hyphenate (2003, April 27). Retrieved from <http://www.getitwriteonline.com/archive/042703compwdshyph.htm>

Crane, L. B., Yeager, E., & Whitman, R. L. (1981). *An introduction to linguistics*. Little, Brown

Dalton, B & Seidlhofer, B. (1994). *Pronunciation*, Oxford: Oxford University Press

Denny (2012, May 9). Phonology and the Implications on English Language Teaching. Retieved from <https://dennyiskandar.wordpress.com/2012/05/09/phonology-and-the-implications-on-english-language-teaching/>

English Vowels: Foreword. (2018, January 21). Retrieved from <http://usefulenglish.ru/phonetics/vowels-foreword>

Fromkin and Rodman. (1983). *An Introduction to Language*, Saunders College Publishing: New York

Fromkin, V. (2001). *Linguistics – An Introduction to Linguistic Theory*. Oxford: Blackwell Publishers Ltd.

Gabriele (2013. March 21). Emphatic expression you really need to know!. Retrieved from: <https://blogs.transparent.com/english/emphatic-expression-you-really-need-to-know/>

Geikhman, Y. (2017, March 14). How to Greatly Improve Your English Pronunciation in 8 Steps. Retrieved from: <http://www.fluentu.com/english/blog/how-to-improve-english-pronunciation/>

Harris, R (1996) *Language, Saussure and Wittgenstein: How to play games with words*, Routledge: New York

Hartvigson, H. (1965). A specific case of terminal juncture and syntactic cohesion. *Phonetica*, 13(4), 227-251.

Hockett, C. F. (1967). The quantification of functional load. *Word*, 23(1-3), 300-320.

HowManySyllables.com. (n.d) Retrieved January 29, 2018, from <https://www.HowManySyllables.com/words/>

Intonation in English Pronunciation. (n.d). Retrieved January 23, 2018, from <http://www.learn-english-today.com/pronunciation-stress/intonation.html>

Jarrah, A.S (2012). Phonology in Language learning and teaching. *Indian Journal of Applied Linguistics*, 38, 2. 107-120.

- Katz, William F. (n.d). How Vowels Are Formed: Some Basic Vowel Types in Phonetics, Retrieved from <http://www.dummies.com/education/language-arts/grammar/how-vowels-are-formed-some-basic-vowel-types-in-phonetics/>
- Kelly, G. (2000). *How to Teach Pronunciation*. Essex, England: Pearson Education Limited.
- Kopecky.A. (2010, April 22). Phonology: Syllable Stress. Retrieved from: http://www.eslfocus.com/articles/phonology_syllable_stress-491.html
- Ladefoged, P (1975). *A course in phonetics*, Harcourt Brace Jovanovich Publisher: New York,
- anpher, F K 2011). Phonics, Phonology And Phonetics Of English Language For Foreign Language Learners. Retrieved from www.dergikaradeniz.com/web/upload/icerik/19/15.pdf
- Lanteigne, B. (2006). Common, persistent errors in English by Brazilian Portugese speakers. *TEFL Web Journal*, 4(1). Retrieved August 21, 2006, from <http://www.teflweb-j.org/v4n1/Brazilians.pdf>.
- Lyons, J. (2002). *Language and Linguistics*. Cambridge: Cambridge University Press.
- Macháčková, E. 2012). *Teaching English pronunciation to secondary school students with focus on TH consonants*(Doctoral dissertation, Masarykova univerzita, Pedagogická fakulta).
- Maniruzzaman, M. (2017, March 18) Teaching Efl Pronunciation: Why, What and How? Retrieved from: http://www.streetdirectory.com/travel_guide/106605/languages/

teaching_efl_pronunciation_why_what_and_how.html

Milene (2015, December 16). Good pronunciation makes a good impression. Retrieved from: <http://www.langports.com/good-pronunciation-makes-a-good-impression/>

Moeliono, A. M., & Dardjowidjojo, S. (2003). *Tata bahasa baku bahasa Indonesia* (3rd ed.). [*Indonesian grammar* (3rd ed.)]. Jakarta: Balai Pustaka.

Nation, (2001). *Learning vocabulary in another language*, Cambridge University Press: United Kingdom.

Nicolosi, Lucille; Harryman, Elizabeth; Kresheck, Janet (2004). 'Juncture'. *Terminology of Communication Disorders: Speech-Language-Hearing* (5th ed.). Lippincott Williams & Wilkins.

Nordquist, R. (2016, July 2). Phonetics:Glossary of Grammatical and Rhetorical Terms. Retrieved from <https://www.thoughtco.com/phonetics-definition-1691622>

Noun. (n.d.). Retrieved January 23, 2018, from <https://www.merriam-webster.com/dictionary/noun>

Pallawa, B.A. (2013) A Comparative Analysis between English and Indonesian Phonological Systems, *Macrothink Institute, International Journal of English Language Education*, 1, 3, 103-129.

Odden, D. (2005). *Introducing Phonology*. New York: Cambridge University Press.

O'Grady, William; et al. (2005). *Contemporary Linguistics: An Introduction* (5th ed.). Bedford/St. Martin's.

- Pathare. E. (2006). Word Stress. Retrieved from:
<https://www.teachingenglish.org.uk/article/word-stress>
- Quynhnguyen. (2018, January 23). 8 English Word Stress Rules to Promote Clear Communication. Retrieved from:
<https://www.fluentu.com/blog/english/english-word-stress/>
- Rachael, A. K. (2012), *Phonetics – A course book*, Cambridge: Cambridge University Press.
- Richardson, S (n.d.). Helping Higher Level Learners Understand and Use Assimilation and Elision. Retrieved from
<https://simonrichardsonenglish.files.wordpress.com>
- Richards, J.C. (2008). *Teaching Listening and Speaking: From theory to Practice*, New York: Cambridge Univeristy Press.
- Roach, P. (2000). *English Phonetics and Phonology* (2nd ed.). Cambridge: Cambridge UniversityPress.
- _____. (2009). *English Phonetics And Phonology: A Little Encyclopaedia Of Phonetics*, Retrived from
www.ff.umb.sk/app/cmsFile.php?disposition=a&ID=14179
- Saiful (2008). Word Stress Problems Encountered By Indonesian Speakers In Speaking English. Retrived from
www.rp2u.unsyiah.ac.id/index.php/welcome/.../8262/4
- Smolcic, E (n.d.). Lesson 8: Segmental Sounds. In *APLNG 484: Discourse Functional Grammar: The Sound System of English*. Retrieved from <http://elearning.la.psu.edu/aplng/484/lesson-8/13.2-introduction-consonant-sounds>
- Tiono, N.I and Yostanto, A.M (2008). A Study of English Phonological Errors Produced by English Department Students. *Jurnal Kata*, 10, 1, 79-112

Tone vs Intonation. (n.d). Retrieved January 23, 2018, from <http://www.differencebetween.net/science/difference-between-tone-and-intonation/>

Townshend, L (2014, May 24). Teaching Pronunciation. Retrived from:<http://www.witslanguageschool.com/NewsRoom/ArticleView/tabid/180/ArticleId/226/Teaching-tips-Teaching-pronunciation.aspx>

Verb. (n.d.). Retrieved January 23, 2018, from <https://www.merriam-webster.com/dictionary/verb>

What Are the Five Areas of Phonology That Make the English Language Difficult to Learn?. (n.d.). Retrieved March 15, 2017, from <http://esl.yourdictionary.com/lesson-plans/what-five-areas-of-phonology-make-english-language-difficult-to-learn.html>

Williamson, G (2015, may 29). English Speech Sound: Vowels. Retrived from <http://www.sltinfo.com/ess101-vowels/#>

Yoshida, M. (2016). The Vowels of American English. Retrived from <http://www.ocw.uci.edu/upload/files/vowels.pdf>

Zanten, E.V. & Vincent, J.V.H. (1998). Word stress in Indonesian; Its communicative relevance. Retrieved from: http://www.kitlvjournals.nl/files/pdf/art_BKI_1639.pdf.

Websites:

<http://lingorado.com/ipa/>

<http://www.tedpower.co.uk/esl0104.html>

<http://www.aston.ac.uk/lss/research/research-centres/ccisc/discourse-and-culture/west-midlands-english-speech-and-society/sounds-of-english/sound-production/>

<http://theloveroflearning.blogspot.co.id/2011/02/english-sounds-for-indonesian-speakers.html>
<http://elearning.la.psu.edu/aplmg/484/lesson-8/13.2-introduction-consonant-sounds>
<http://www.spelfabet.com.au/2015/04/the-difference-between-consonants-and-vowels/>
<http://www.antimoon.com/how/transcription-pitfalls.htm>
<http://usefulenglish.ru/phonetics/english-consonant-sounds>
<http://www.ello.uos.de/field.php/PhoneticsandPhonology/MannerOfArticulation>
<http://www.learn-english-today.com/>
<https://www.teachingenglish.org.uk/article/connected-speech>

About the Authors



Kaharuddin is a lecturer in English Language Teaching and Linguistics at the English Education Department, Faculty of Education and Teacher training, Universitas Islam Negeri (UIN) Alauddin Makassar. He finished his undergraduate in Social and Political Science in 1999 at Universitas Hasanuddin (UNHAS) Makassar. One year later, he attended a post graduate program in English

Language Studies (ELS) at the university and received his Magister degree (M.Hum) in 2004. Following the graduation, he attended UNHAS again in 2009, on a scholarship from the Directorate General of Higher Education of the Republic of Indonesia (Beasiswa DIKTI) and received his Doctoral Degree (Dr) in Applied Linguistics in 2014. His research interest is focused not only on English education but also on linguistics. He has written some books and international journals on the field i.e. The communicative Competence Based English Language Teaching: Teaching Speaking Courses through CLT, The Communicative Grammar Translation Method: An Integrated Method of CLT and Grammar Translation (GT) for Teaching English Communicatively and Accurately, Interactional Speaking: A Guide to Enhance Natural Communication Skills, Transactional Speaking: A Guide to Improve Transactional Exchange Skills in English for Group Discussions (GD) and Interviews, The Art of Developing speaking as a Performance: Promoting Formal Uses of Public Speaking skills in English for Making Speeches and Oral Presentations, The Essential of Discourse Analysis for Teaching English As a Foreign Language. His most recent book is Phonetics for Indonesian Learners of English: An Essential Guide to Natural English Pronunciation, co-authored with Dr. Djuwairiah Ahmad. He is now a reviewer of International Journal of English Language Education at Macrothink Institute, Nevada, Las Vegas, United States of America (USA).



Djuwairiah Ahmad is a lecturer in English Language Teaching at the English Education Department, Faculty of Education and Teacher training, Universitas Islam Negeri (UIN) Alauddin Makassar. She was born in Makassar, South-Sulawesi, on June 19, 1970. She attended the Institute of Teacher training and Education (IKIP)

Ujung Pandang, from which she received a Dra degree in English Education in 1988, and then received a Magister degree in English education as well after completing her study at Makassar State University (UNM) in 2000. Following her graduation from UNM, she attended Victoria University, Melbourne, Australia in 2004, on an Australian Development Scholarship (ADS) and received a Master of TESOL degree in English Language Teaching from the university in 2006. She attended Hasanuddin University (UNHAS) in 2009 and received her Doctoral Degree (Dr) in Applied Linguistics in 2014. Her deep interest in English education has given her many opportunities to attend professional training programs held by overseas universities e.g. Academic Recharging for Islamic Higher Education (ARFI) program at The Australian National University, Canberra Australia in 2012, Short Course on Facilitation and Training Approaches for Community Change Program at Coady International Institute and St. Xavier University, Nova Scotia Canada in 2014, University Connect Short-Term Training Program at Michigan State University, USA in 2016, and Advanced Community-Based Research training program at The University of Waterloo, Ontario Canada in 2016. In 2009, she published her first book Materials Development on English Language Teaching: A Handbook for Teachers and Lecturers of English as a Foreign/Second Language. The second book was in 2011 Reappraising the Use of Communicative Approach in the English Teaching Classroom. Her third book was in 2012 Curriculum Reform: An Overview of the English Teaching in Indonesian Context. The forth book was in 2013 entitled Translation One. Her most recent book is published in 2018 Phonetics for Indonesian Learners of English: An Essential Guide to Natural English Pronunciation, co-authored with Dr. Kaharuddin.

Caption: Most Indonesian learners of English give the first priority to rapid their speech without noticing the articulatory precision of the sound they make e.g. vowel and consonant sounds are not correctly made, stress is not properly placed on a certain word's syllable, intonation pattern is

imprecisely used, and words in utterances are spoken without clear-cut borderlines between them. Consequently, all the articulatory imprecisions have made unnatural speech (bad pronunciation) which cause native English speakers encounter problems in interpreting their utterances. We need to make the learners realize that bad pronunciation finally not only contribute negative effects to their speaking skills, but also negatively interfere with native listeners' comprehension because they are not familiar to the sounds the learners make when speaking. Be aware of the fact that many learners of English have been through difficult communications, embarrassing situations or even get low scores at speaking tests due to bad pronunciation. Therefore, having correct pronunciation is important for more efficient communication and better speaking outcomes. Concerning the facts, we really believe that phonetics can be used as a shortcut to better pronunciation. This reason has strongly motivated us to write and publish this work. Through this book, readers will have the discussions on the following sections:

- a. The importance of phonetics for learning English pronunciation.
- b. The use of phonetics as a background knowledge to produce English segmental sounds correctly.
- c. The problems generally encountered by the Indonesian learners of English producing English sounds both consonant and vowel sounds
- d. The use of various articulators such as lips, tongue, soft palate to learn the articulation of individual consonant and vowel sounds and to combination the sounds to form words in English.
- e. The existence of suprasegmental sounds e.g. stress, intonation, and juncture to assist the learners with recognition and understanding concerning how to place stress and intonation patterns correctly.

All sections discussed in this book are expected to assist Indonesian learners of English with more natural sound production when speaking English since phonetics makes them aware of the different sounds that English makes use of.

ENGLISH PHONETICS

for Indonesian Learners of English

(An Essential Guide to Natural English Pronunciation)

Caption: Most Indonesian learners of English give the first priority to rapid their speech without noticing the articulatory precision of the sounds they make e.g. vowel and consonant sounds are not correctly made, stress is not properly placed on a certain word's syllable, intonation pattern is imprecisely used, and words in utterances are spoken without clear-cut borderlines between them. Consequently, all the articulatory imprecisions have made unnatural speech (bad pronunciation) which cause native English speakers encounter problems in interpreting their utterances. We need to make the learners realize that bad pronunciation finally not only contributes negative effects to their speaking skills, but also negatively interferes with native listeners' comprehension because they are not familiar to the sounds the learners make when speaking. Being aware of the fact that many learners of English have been through difficult communications, embarrassing situations or even get low scores at speaking tests due to bad pronunciation. Therefore, having correct pronunciation is important for more efficient communication and better speaking outcomes. Concerning the facts, we really believe that phonetics can be used as a shortcut to better pronunciation. This reason has strongly motivated us to write and publish this work. Through this book, readers will have the discussions on the following sections:

- a. The importance of phonetics for learning English pronunciation.
- b. The use of phonetics as a background knowledge to produce English segmental sounds correctly.
- c. The problems generally encountered by the Indonesian learners of English producing English sounds both consonant and vowel sounds
- d. The use of various articulators such as lips, tongue, soft palate to learn the articulation of individual consonant and vowel sounds and the combination of the sounds to form words in English.
- c. The existance of suprasegmental sounds e.g. stress, intonation, and juncture to assist the learners with recognition and understanding concerning how to place stress and intonation patterns correctly.

All sections discussed in this book are expected to assist Indonesian learners of English with more natural sound production when speaking English since phonetics makes them aware of the different sounds that English makes use of.