

Prof. Drs. H. Burhanuddin Arafah, M.Hum, Ph.D
Dr. A. Kaharuddin Bahar, S.IP, M.Hum

The Art Of Developing Speaking As a Performance

Promoting Formal Uses of
Public Speaking Skills
in English for Making Speeches and
Oral Presentations



***THE ART OF
DEVELOPING SPEAKING
AS A PERFORMANCE***

***“Promoting formal uses of Public Speaking skills
in English for Making Speeches and Oral
Presentations”***

Sanksi Pelanggaran pasal 22
Undang-undang Nomor 19 Tahun 2002
Tentang Hak Cipta

1. Barang siapa dengan sengaja dan tanpa hak melakukan kegiatan sebagaimana dimaksud dalam pasal 2 ayat (1) atau pasal 49 ayat (1) dan ayat (2) dipidana dengan penjara paling singkat 1 (satu) bulan dan/denda paling sedikit Rp.1.000.000,- (satu juta rupiah) atau pidana penjara paling lama 7 tahun dan atau denda paling banyak 5.000.000.000,- (lima milyar rupiah)
2. Barang siapa dengan sengaja menyiarkan atau mengedarkan atau menjual kepada umum suatu ciptaan atau barang hasil hak pelanggaran cipta atau Hak terkait sebagaimana dimaksud pada ayat (1), dipidana dengan penjara paling lama 5 tahun atau denda paling banyak Rp. 500.000.000,- (lima ratus juta rupiah)

THE ART OF DEVELOPING SPEAKING AS A PERFORMANCE

**Promoting formal uses of Public Speaking skills in English
for Making Speeches and Oral Presentations**

Prof. Drs.H.Burhanuddin Arafah, M.Hum, Ph.D
Dr.A.Kaharuddin Bahar, S.IP, M.Hum

Editor

DR. Wa Ode Ellistrika Permatasari

Prof. Drs.H.Burhanuddin Arafah, M.Hum, Ph.D

Dr.A.Kaharuddin Bahar, S.IP, M.Hum

THE ART OF DEVELOPING SPEAKING AS A PERFORMANCE

Yogyakarta: 2015

XII+168 hal.; 14,5 x 20,5 cm

Hak Cipta dilindungi undang-undang © 2015

Dilarang memperbanyak atau memindahkan sebagian atau seluruh isi buku ini dalam bentuk apapun, baik secara elektrik maupun mekanis, termasuk memfotocopy, merekam atau dengan sistem penyimpanan lainnya, tanpa izin tertulis dari Penulis dan Penerbit.

Penulis : Prof. Drs.H.Burhanuddin Arafah, M.Hum, Ph.D dan
Dr.A.Kaharuddin Bahar, S.IP, M.Hum

Editor : DR. Wa Ode Ellistrika Permatasari

Desain Cover : Alazuka

Layout Isi : TrustMedia Publishing

Cetakan I : Februari 2015

ISBN : 978 602 19049 61

Penerbit : TrustMedia Publishing Jl. Cendrawasih No. 3
Maguwo-Banguntapan Bantul-Yogyakarta
Telp./Fax. +62 274 4539208 dan +62 81328230858.
e-mail: trustmedia_publishing@yahoo.co.id

Percetakan : CV. Orbittrust Corp.
Jl. Cendrawasih No. 3 Maguwo-Banguntapan
Bantul-Yogyakarta
Telp./Fax. +62 274 4539208 dan +62 81328230858.
e-mail: orbit_trust@yahoo.co.id

This book is dedicated to all our students.

Your willingness to study English hard with your inadequacies
has been an inspiration and taught us how to be better teachers.

We are indebted to each of you.

Acknowledgements

I would like to express my gratitude to the many people who saw me through this book; to all my students (at the English Education Study Program of STAIN Parepare) who provided support for enabling me to publish this book. They are:

Utary Rustam, Marwati, Erni, Daryuni Muin, Erni Rahman, Nur aisah, Nur Azizah, Harwika, Sumarti, Rasnawati, Darniati, Wahyuni Wulandari, Nuryani, Hariska Kasim, Rasnawati, Ahmad Adrian Usran, Rahmayani, Halizah Haedar, Mustika, Ummu Khair, Akbar Husain, Haeril, Yanni, Nuralamsyah, Syahrir, Rahmat Amiruddin.

Ria Safitri, Mustika, Hikmah, Sarmila, Supardi, Ayu Andira, Kiki Reski Amalia, Rini Andriani Hadi, Selpi Binti Suhaedi, Herdi, Salmiati, Sukmawati, Misba, Ummu Kalsum, Fitriani, Sinapati Syamsuddin, Namirah, Megawati K, Syahrul Y, Nurhijrawati Marindang, Risna Ilyas. Kartika sari, Jumriani Y, Hadijah, Nurpaidah, Widyaningsih, Fitriani, Atira Puspitasari, Ilmi khairat palra, Nurul afika, Siti Nuralisa, Tri Wulandari.

Sriwahyuni, Rina Aswati Aras, Rosmah, Eka Fatmawati Halik, Hasmawati, Nurnaningsih Anwar, Hilmiyah Akib, Arifah Apriani, Sarni, Niarmi Hariyanti, Iga Mawarni, Husnaeni H, Floria Sukma, Hardianti Hamzah, Hairiah Wulandari, Aryani, Ramdhani Halid, Athifa Larasaty, Siska Triyastuti, Nurul Fitri, Iwan, Desi Sari, Nur Azisah.

Adriani, Ipiana, Arniati, Rizki Utami, Rismala Sri Hariyati, Fati mah, Risda, Aswan, Yuliani, Riska Andayani, Hariani Talib, Surianti.

Thank you for your support and contribution. No benefit was bestowed in exchange for this contribution.. other than **the joy of giving** in order to **spread kindness** due to merely **seeking Allah's Countenance**.

“And whatever you spend in good, it is for yourselves, when you spend not except seeking Allah's Countenance. And whatever you spend in good, it will be repaid to you in full, and you shall not be wronged.” (2:272)

May Allah bless you always with happiness!

Andi Kaharuddin Bahar

Content

Dedication page

Acknowledgment --- vii

Content --- ix

Preface --- xi

PART ONE --- 1

Understanding the Concept of Performance Speaking --- 3

- 1. Performance Speaking as language and Communication Skills --- 3**
- 2. Reasons for Learning Performance Speaking --- 8**
- 3. Detecting Communication Apprehension --- 10**

PART TWO --- 13

Making a Speech as a Performance Speaking Discourse --- 15

- 1. Making a Speech as a Spoken Discourse --- 15**
- 2. Topic Selection for a Speech --- 16**
- 3. Practice for Selecting a Topic --- 20**
- 4. The Basic Structure of a Speech --- 29**
 - a. Addressing --- 30**
 - b. Greeting --- 41**
 - c. Attention Grabber --- 42**
 - d. Introduction --- 51**
 - e. Discussion --- 72**
 - f. Ending --- 76**
- 5. Practice for Making a Speech Outline and Script --- 85**
- 6. Speech Delivery Techniques --- 94**

PART THREE --- 117

Types of Public Speech --- 119

- 1. Informative Public Speech (Public Speech to Inform) --- 119**
 - a. Informative Speech About Object --- 121**

- b. **Informative Speech About Process --- 126**
- c. **Informative Speech About Events --- 128**
- d. **Informative Speech About Concepts --- 131**
- e. **Writing a Thesis Statement --- 132**
- 2. **Persuasive Public Speech (Public Speech to Persuade) --- 140**
 - 1. **Persuasive Speech on Questions of Fact --- 143**
 - 2. **Persuasive Speech on Questions of Value --- 145**
 - 3. **Persuasive Speech on Questions of Policy --- 147**
 - 4. **The Example of Persuasive Speech --- 153**

SECTION FOUR --- 157

Making a Presentation as a Performance Speaking Discourse --- 159

- 1. **Making a Presentation as a Spoken Discourse --- 159**
- 2. **The Basic Structure of Making a Presentation --- 160**
 - a. **Greeting --- 161**
 - b. **Giving Gratitude --- 162**
 - c. **Giving Self Introduction --- 163**
 - d. **Introducing Topic --- 163**
 - e. **Structuring the Presentation --- 165**
 - f. **Delivering the Presentation --- 167**
 - g. **Summarizing --- 169**
 - h. **Inviting Question --- 171**
 - i. **Ending the Presentation --- 175**
- 3. **Task for Making a Presentation --- 177**
- 4. **The Example of Presentation Text --- 181**

BIBLIOGRAPHY --- 187

APPENDICES --- 191

- 1. **The Quiz of Communication Apprehension --- 191**
- 2. **Questionnaire for Speech Performance Evaluation --- 196**
- 3. **Speech Samples from Students --- 199**

PREFACE

بِسْمِ اللَّهِ الرَّحْمَنِ الرَّحِيمِ

In the name of Allah, most gracious and most merciful

Speaking as for some people is frequently equated with conversation. However, the theories of speaking proposed by linguists and language practitioners describe different things. Brown and Yule (1983) for instance, make useful classification about speaking in which speaking is classified into interactional speaking and transactional speaking. According to them, interactional speaking refers to an oral communication system which serves to establish social relationship among speakers e.g. conversation. On the other hand, transactional speaking deals with an oral communication system which functions to exchange information e.g. discussion. In addition, Richards (2008) classifies speaking into three types i.e. interactional speaking which refers to interaction between two people or more to establish social function and comfortable zone of interaction with others, transactional speaking which refers to a situation in which two people or more involve in information exchange process which means that the contact between the people is not focused on the relationship, but on the message, and speaking as performance which refers to public talks which function to transmit information before an audience such as making speeches and making presentations.

Referring to the speaking theories as described above, those who involve in teaching or learning speaking as a skill in English language need to adopt the ideas within the theories that teaching

or learning speaking is not merely about teaching or learning conversations (interactional speaking), more than that, it should deal with teaching or learning the other aspects of oral communications such as discussions, interviews (transactional speaking), making speeches as well as making presentations (speaking as performance). With regard to the ideas of speaking, the discussion of this book is focused on describing speaking as performance or also known as Speaking in Public since there have been two books previously written about the other two types of speaking i.e. interactional speaking and transactional speaking. Before discussing more and more about speaking as performance, it is essential to provide information about the importance of teaching or learning this type of speaking. Interacting with other people does not always take place in form of dialogues. There will be an occasion which sometimes requires us to speak in front of people (public speaking). We have to speak in front of adolescents, peers, colleagues, etc. There will be the time where we need to stand at a podium in front of an audience, raise up on a stage, and speak over a microphone. And honestly, not all people do feel comfortable being the center of focus in a room of a certain occasion. Most people have anxiety and nerves that come when talking in front of a crowd or an audience. In other words, we can say that speaking in public frequently fills people with dread, loathing, as well as fear. The facts illustrate and highlight the importance of learning public speaking skills since possessing the skills enables people to cope with fear or dread when speaking in public.

The term learning here certainly refers to the process of gaining knowledge of speaking as a performance in terms of strategies needed for making a great public speaking and the use of appropriate sort of public speaking expressions when making the public speaking. Speaking as a performance needs learning since it is a set

of skills, and not a talent. Everyone can be a good public speaker if they learn the skills on purpose. Having the knowledge of public speaking absolutely facilitates someone to speak in front of an audience with high self confidence and less fear because the person exactly knows how to do it well when he/she has to speak in public. Therefore, to satisfy the needs of learning speaking as a performance, this book discusses two types of speaking as a performance i.e. making speeches and making presentations.

In addition, the discussion of each section generally provides information about strategies and survival language needed when making speeches or making presentations. Strategy refers to the process of planning speaking as a performance such as how to start a public speaking, how to face audience, how to handle a nerve and attract the audience's attention etc. Besides, survival language refers to a series of appropriate expression needed for speaking in public such as addressing and greeting the audience, introducing topic, describing main points, summarizing, dealing with questions, making clarification etc. In order to clarify the presentation of the materials, the writers also provide some samples of real life public speaking e.g. making speech and making presentation that the students not only learn the strategy and the survival language, but they can also find out how the strategy and the survival language are put into real life practice.

Makassar, February 30, 2015

Burhanuddin Arafah
A.Kaharuddin Bahar

PART ONE

UNDERSTANDING THE CONCEPT OF PERFORMANCE SPEAKING

In this part, you will learn:

1. Performance speaking from communication perspective
2. Performance speaking from language perspective
3. Speeches and oral presentations as the acts of performance speaking
4. Reasons for learning performance speaking
5. Detecting communication apprehension with performance speaking

UNDERSTANDING THE CONCEPT OF PERFORMANCE SPEAKING

“A good speech should be like a woman’s skirt; long enough to cover the subject and short enough to create interest.” (Winston Churchill)

1. Performance Speaking as language and communication skills

In today’s world, people are surrounded by messages in wherever they are, in whatever they do. The messages come from interactions between two people or more (e.g. conversations and discussions), occasions delivered by people (e.g. speeches and announcements) and various kinds of media that people use to transfer messages (e.g. radio, television, newspapers, mobile phones as well as the internet). Due to the rapid flow of messages and information, people’s knowledge consequently increases from time to time. A prominent researcher, Norman W. Edmund, estimates that by 2020 the amount of knowledge in the world will double every seventy-three days. Therefore, people in their daily lives are in need of communicating information and their knowledge more than ever for some purposes such as to inform, to convince, to persuade, and to motivate others. According to Richards (2008), People communicate information orally through speaking, in which speaking can be categorized into three types i.e. interactional speaking (IS), transactional speaking (TS), and performance speaking (PS). IS refers to a process of communicating information by involving two or more

people which is aimed at establishing social relationship between the participants e.g. conversations. In addition, TS refers to a process of communication by involving two or more participants as well, but it is merely aimed at sharing information e.g. interviews and discussions. On the other hand, PS refers to a process of communication by involving a speaker and an audience to transmit information to the audience and meeting their social needs e.g. making a speech and a presentation. Hence, the term ‘Performance Speaking’ (PS) used in this book is adopted and developed from Richards’s three major types of speaking terms.

We probably have ever seen in our neighborhood, in which a street vendor is selling his medicine product. In promoting his medicine product, the street vendor makes effort to attract people’s attention to come around and see the product such as:

- a. Using typical expressions which sound strange, attractive, and even magical e.g. as he says a spell “*Hom Jabal Hom, come and see, I will turn this toy snake out into a real big snake sssstttt*”.
- b. Displaying a few snake specimen and ancient pictures in his effort to make the people stay and watch his show for a couple of hours.
- c. Wearing a special black costume and some accessories such as a headscarf, some dripping necklaces, and ancient big rings to convince and to influence people through his strange performance.

What the street vendor is actually doing is a PS as his ability to speak in front of a crowd (an audience) that has been learnt not from formal education but from his life experiences. The writer could then say that PS is actually very close to people’s daily life. This can be exemplified as we listen to religious speeches in the mosques, churches, or temples, as we listen to annual speeches in

commemorating the Independence Day delivered by the head of village, the head of the district, the regents, the governor, or state officials. In campus, as we listen the teachers or lecturers teaching their students. Students are making presentations on their research projects. In welcoming general election, the campaigners make speeches to persuade people in order to choose a certain candidate for a legislative member or a president and a vice president.

PS has been defined by communication and language experts. In the field of communication, PS is often recognized as Public Speaking. Nordquist (2014), in his article on “Public Speaking”, defines public speaking as an oral presentation in which a speaker addresses an audience. In this case, public speaking is characterized by face-to-face discourse to communicate certain information from the speaker to a group of people (an audience). Another definition of public speaking is also available at <http://www.merriam-webster.com>, in which public speaking is defined as the art of effective oral communication with an audience. This definition gives an emphasize to the word “effective” which indicates that public speaking is different from ordinary act of speaking among people in their daily lives. Being ‘Effective’ when speaking means people need to make effort to make their speeches before an audience easy to understand and to remember that the audience gets influenced by the speeches. Therefore, in order to speak effectively, someone needs to take into account factor what, whom and how.

1. **What** to talk about; the importance of deciding and understanding what he is going to talk about and what to say to talk about it.
2. **Whom** to talk to; the importance of identifying about people who will be in his audience

3. **How** to talk; the importance of collecting relevant information about his speech, organizing and planning everything he wants to say, preparing everything for the speech e.g. the copy of speech, tools to aid the speech delivery, and practicing his speech before stepping up to the podium.

Among the three important factors, the factor of how to talk needs special treatments because it determines the way to carry out effective public speaking. Hence, How to talk can be extended in three integrated pillars called three Hs including How to verbalize, How to vocalize, and How to visualize.

1. **How to verbalize** refers to the act of determining the topic to talk about and selecting proper words or expressions to use when talking about the topic to his audience.
2. **How to vocalize** refers to the act of delivering the selected words or expressions in the speech by using gestures, facial expressions, pronunciations (stress and intonation), speech power, pausing and modulations.
3. **How to visualize** refers to the act of interacting with the audience by eye contact, performing self-confidence, and showing personality in front of the audience.

The three Hs should be used as the basic concept to recognize the essential parts to master as a communication strategy in public speaking.

Besides, Richards (2008), in his article “Developing Classroom Speaking Activities”, defines PS as an act of transmitting information from a speaker to a group of people which tends to use formal language in the form of monolog rather than dialog. According to him, very often, things spoken in PS have been prepared earlier and use formal language format which is closer to written language than oral language in conversations. Besides, the effectiveness of PS is

frequently measured based on the messages impact of PS on the audience as the listeners. With regard to the case, He is of the opinion that PS at least has several features i.e.

- a. A speaker faces an audience
- b. The speaker creates a “product” (prepare something in written text),
- c. A single speaker produces longer stretches of discourse,
- d. The language is more formal and monitored for accuracy,
- e. The communication way tends to be monologic.

The examples of PS are giving a speech, making a presentation, giving a lecture, giving a report about something, etc. In addition, Richards also claims that In order to be successful in using PS, a speaker needs to involve some skills such as:

- a. Using an appropriate format
- b. Presenting information in an appropriate sequence
- c. Maintaining audience engagement
- d. Using correct pronunciation and grammar
- e. Creating an effect on the audience
- f. Using appropriate vocabulary
- g. Using appropriate opening and closing

The previous definitions as described above seem to focus on the communication process of PS and skills required to make effective PS. The communication process in PS takes place in one way communication (monologue) in which a speaker speaks in front of an audience using a well-prepared formal language effectively due to the speaker’s ability to use appropriate knowledge of language e.g. good pronunciation, grammar, as well as vocabulary when speaking. However, another definition of public speaking is also available at <http://en.wikipedia.org>. Here, PS is defined as the process and act of speaking or giving a lecture to a group of people

in a structured, deliberate manner intended to inform, to influence, or to entertain a listening audience. This definition seems to emphasize more on the functions of public speaking such as to inform, to influence, and to entertain an audience. Referring to the definitions as presented earlier, PS here is then defined as a skill of transferring information from a speaker to a group of people which is formed by the speaker's knowledge of survival language and communication strategy to inform, to influence, and to entertain his audience. The knowledge of survival language in this case refers to the awareness of using appropriate vocabulary, pronunciation, grammar and sentences when making PS. On the other hand, the knowledge of communication strategy refers to the awareness of using appropriate signs, behaviors when transferring information in PS. Hence, people who are interested in improving their speaking skills in terms of PS, purposely need to learn and to gain sufficient information about the survival language and communication strategy before putting them into practice.

2. Reasons For Learning Performance Speaking

The reality shows that so many people have gone to college and have sat through lectures for so many sessions, however, they still frequently face difficulties for being not able to deliver PS such as making a speech or an oral presentation when they are required to do it due to less knowledge of survival language and communication strategy. This has conduced mentality problems such as anxiety, nerve etc which finally lead to the people's inability to speak in front of an audience. Nevertheless, the fact is not the only reason for learning PS. Several reasons exist for people (especially students at college level) to recognize that PS skills will positively affect the students' college and post-college career opportunities. Therefore,

it stands to reason to claim that learning PS is the most important speaking skill the students need.

A. Job Opportunities

According to respondents to National Association of Colleges and Employers' (NACE) Job Outlook 2015 survey, employers are looking for new college graduates who have the following top five qualifications i.e.

- a. Team work skills
- b. Communication skills
- c. Problem solving skills
- d. Strong work ethic
- e. Analytical/quantitative skills

Communication skills are absolutely very important in the workplace because people will communicate with co-workers, supervisors, managements, and clients. Most companies are always eagerly looking for candidates who have good skills in PS because they can communicate ideas easily and effectively. Such people will be able to direct, inspire, motivate (by making a speech) and sell ideas or products to other people (by making an oral presentation) which in turn will certainly be very profitable to the companies' progress. Candidates' PS skills are frequently evaluated based on their answers or responses on initial interviews with the hiring manager.

B. Education Benefits

Many people feel that PS is a source of great fright. However, for postgraduates (those who study for Masters and PhD degrees) PS is a very important element of almost all Masters and PhD subjects. During the learning periods, all students are frequently required to make academic speeches and oral academic presentations because some lecturers may find it more important to engage students in presentations focusing on discussing a particular theory, research

reports, and critiques on a certain theory. Therefore, PS courses such as public speaking and seminars are offered as an elective or a compulsory subject in many universities or colleges. From the subjects, students can learn how to handle their anxiety or stage fright when making a speech or a presentation to an audience. Besides, they can also learn some techniques used by professional public speakers from resources and supporting environment where the students can practice and develop their PS skills.

In addition, in most postgraduates subjects, making oral presentations play a decisive role in judging how deep students' knowledge of a certain course. The way the students deliver his presentation whether a good presentation or a bad presentation can have significant repercussions. Therefore, for those who want to pursue their advanced study in postgraduates need to prepare themselves with PS skills by practicing the skills before graduating from graduate programs. Having more practice in PS skills will ensure that the students can possible go through their learning periods and end up with the best degree at the postgraduate programs.

3. Detecting Communication Apprehension

Knowing the reasons for learning Performance Speaking is essential to inspire and motivate students to learn it seriously. Besides, it is also important to find out information whether the students are experiencing communication apprehension or not because the level of seriousness in learning PS is also affected by the students' personality problems such as such as fear and anxiety when speaking in public. Publilius Syrus, a popular Roman writer in 42 BCE once said that 'Speech is a mirror of the soul' which means that the way someone communicates intimately represents his self-image. People will easily come to know and evaluate one another through their words. People may speak in many different threatening situations

from taking job interviews to speaking in public and generate physiological symptoms of communication apprehension. A number of problems will be felt associated with communication apprehension such as the heart is pounding, the hands are feeling clammy, the body breaks out in a sweat, the stomach is felt sick or nauseated, the hands and legs might start to shake, the voices may quiver, and even the mouth gets dry that makes it difficult to articulate words. The problems certainly make people uncomfortable and will cause anxiety and fear which not only make people unable to speak effectively, but also much less remember the main points of their talks.

Mc Croskey (2001) in his work entitled “Oral Communication Apprehension: A Summary of Recent Theory & Research. Human Communications Research” defined communication apprehension as a broad term that refers to an individual’s fear or anxiety associated with either real or anticipated communication with another person or persons. When communication apprehension comes out, people’s response is generally negative and may not adapt well to threatening situations they face which make it harder for them to be effective public speakers. Since communication apprehension exists in people’s mind, they need to understand more about developing the effective mechanisms for managing the problems above to help them cope with their fear of social judgment. The first thing they have to do is to make them sure that they really have communication apprehension. According to Bjerregaard and Compton (2011), understanding how big of fear people actually have with public speaking is an important baseline to know to plan out the amount of preparation and additional precautions that will need to be taken. When people feel apprehensive about speaking in public, identify the existence of communication apprehension by taking the quiz on personal communication apprehension (available in the

appendix) to determine how severe the communication apprehension is. The quiz questions are adapted from Communication Apprehension Quiz by Mc Croskey, (2001). If the achieved score falls on severely apprehensive, be more serious in learning performance speaking subject!

PART TWO

MAKING A SPEECH AS A PERFORMANCE SPEAKING DISCOURSE

In this part, you will learn:

1. Public speaking as a discourse
2. Topic selection in public speaking
3. Basic structures for public speaking
4. Speech delivery techniques

MAKING A SPEECH AS A PERFORMANCE SPEAKING DISCOURSE

“In making a speech one must study three points: first, the means of producing persuasion; second, the language; third the proper arrangement of the various parts of the speech”. (Aristotle)

1. Public Speaking as a Discourse

As stated earlier that performance speaking can be illustrated as a process of communicating information to an audience by using a formal language e.g. making speeches and oral presentations. The two examples are then viewed as performance speaking discourses since people normally make speeches and oral presentations as kinds of language in use for communicating information and messages they have in mind to other people. However, analyzing the messages inside the speeches or the presentations is not the focus of this book, but this book will emphasize its discussion more on the process of making effective public speaking and oral presentation as performance speaking discourses. Therefore, giving information about things to prepare for making speeches and oral presentations (i.e. the survival language and the communication strategy) is the main objective of this book.

Discussing about making a speech may not be apart from discussing about public speaking because making a speech is one of public speaking discourses among the other e.g. giving lectures, public announcement, and giving report (broadcasting). Hence, the

discussion on how to make an effective speech deals with the discussion of how to make an effective public speaking. In detail, the writer provides the discussion about:

- a. Topic selection for a speech
- b. The guidelines used to develop the forms of public speaking
- c. Communication strategy used when making the public speaking,
- d. The appropriate language used for making an effective public speaking in terms of appropriate expressions and grammar for some particular functions available in a public speaking.

The items will be described in turn in the following discussions.

2. Topic Selection for a Speech

Before making a speech, we need to determine what we and our audience would like us to talk about. It is our speech topic. A topic is a particular issue or an idea that serves as the subject that a speaker is discussing in his speech. It is extremely important to choose a good topic for a speech because a good topic represents a good speech which will give a speaker the ability to connect with the audience. Besides, a good topic will not only interest the audience, but also give the speaker a skill to give a wonderful speech that the audience will applaud. To select a good topic for a speech, a speaker has to consider some important things such as knowledge, interests, the speech occasion, as well as his audience.

a. Consider the most knowledgeable topic

Do something that you exactly know how to do. It is better to select a topic that a speaker is truly knowledgeable about and know a lot about. If a topic is selected based on the speaker's knowledge, it can give credibility to his speech. This means that the speech will be able to elicit his audience trust and consider him as an expert and an authority on the subject. Whatever the topic, a speaker should

be able to connect himself with his audience through his speech. This can only occur if the speaker can share understanding about what he is talking about in his speech. Understanding can only be shared by the one who is already knowledgeable about something that he is talking about.

b. Consider the most passionate topic

Another factor that a speaker needs to consider when picking a topic is to pick something that he is passionate about. When a speaker is making a speech in which the topic relates to his current interests, talents, experiences that fit his audience, he will make it easier and more enjoyable for him to write and deliver the speech with enthusiasm, then his audience will be very interested and able to enjoy, see and feel his passion. In this situation, the speaker is conveying his message from a genuine source and an honest representation of what he truly loves and feels.

c. Consider the Occasion

The occasion can be used for determining the topic of a speech. As someone is asked to speak in public, it is important to find out the occasion to talk for. A speech topic must be selected in accordance with the occasion whether the occasion is celebratory, fun, or solemn. If a speaker is required to speak for a celebratory occasion such as a birthday, or a wedding party, the speaker may provide some light-hearted humor, some serious and sentimental things to talk about. If a speech is required for a fun occasion such as graduations and promotions, the speaker can bring out fun anecdotes and stories to make his audience laugh. If the occasion is solemn, such as a funeral or memorial service, then the topic should be serious and relevant to the occasion. In addition, the speaker also needs to find out the purpose, direction, length, as well as the expectations

of the people who want the speaker to speak in public so that the speech topic can be crafted accordingly.

d. Consider the audience

So many people speak in public, but they can not make their audience enjoy their talks. One causal factor for this is they do not try to connect the topic of their talks to the conditions and the situations of their audience. Before selecting a topic for a speech, a speaker needs to take into account some factors related to his audience condition i.e.

- The level of education of the audience

Before speaking in public, it is very important to know the level of education of an audience to avoid speaking about something that is completely incomprehensible due to the gap between the audience level of education and the topic. A speaker may lose his audience because he speaks about something very high with too complicated terms or delivers something very basic which sounds very boring for his audience. For the reason, a speaker needs to select a topic that fits his audience level of education. For example, if he is speaking at a seminar for college students, he can select an academic topic and use complicated terms in his speech, but if he is delivering a speech to high school students, he has to choose an easy topic to understand and use easy terms to connect to his audience.

- The interests of the audience

People tend to enjoy listening to something that they need and attract their interests. Therefore, selecting a topic to be delivered in public needs to consider what the audience really needs to know, and what really interests the audience. In this case, a speaker must try to put himself in his audience's shirt

and write a list of all things his audience love to hear. An audience of teenagers certainly loves to hear something very different from an audience of adults.

- The demographic factors of the audience

Demographic factors refer to the age, gender, and ethnic group of people in an audience. Knowing the demographic factors of an audience can help a speaker to select a good topic for his speech that can attract his audience attention. For example, never talk about current fashion trends if most of the audience is over the age of 60. On the contrary, never talk about saving for retirement if most of the audience is under the age of 20. If there are many more males than females in your audience, for example, then it may be best to pick a gender neutral or male-gearred topic. If an audience consists of different ethnic groups, it is not a good idea to talk about diversity, interracial marriage, or discrimination against one ethnic group that can generate interracial conflicts, but talk something about toleration, harmonious relationships that can unite and interest the audience.

The process of selecting a good topic can be illustrated in the following figure:

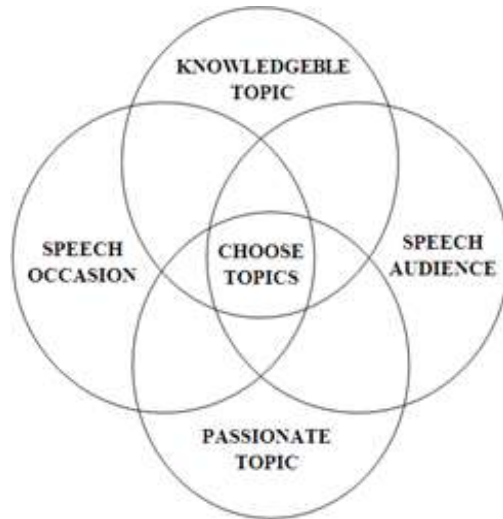


Figure 1. Factors to consider in selecting a good topic

Selecting a topic is the first step that a speaker needs to do before preparing for his speech, Pinning down exactly about the topic to talk by taking into account the four important factors as described above. Choosing a good topic is that fits all four areas. In other words, speak about something that a) fits the occasion, b) is appropriate to your audience and the audience are interested in, c) you are passionate about, d) you know about.

3. Practice for Selecting a Topic

After knowing the four important factors for topic selection, it is important to practice selecting a good topic before speaking in public. For that purpose 50 topics have been provided to choose. The topics are adapted from <http://www.write-out-loud.com>, which are chosen due to the following reasons:

- a. They are interesting subjects
- b. They are familiar subjects.

Imagine that you are invited to speak at an event. Pick up one good topic to discuss as an important first step in preparing for a good speech, where the topic is up to you. Start by asking yourself about the following questions:

- a. Where will I be giving my speech?
- b. To whom will I be speaking?
- c. What are my audiences interested in?
- d. What am I passionate about?
- e. What do I know about the topic?

Keep in mind that the topic you are selecting must fit all five questions. Fill in the following table:

Table 1. A guideline for selecting a good topic.

The selected topic		
1	Where will you be giving your speech?	
2	To whom will you be speaking?	
3	What are your audiences interested in?	
4	What are you passionate about?	
5	What do you know about the topic?	

Here is the example of using the table above as a guideline to select a good topic.

The selected topic		Intelligence is not enough.
1	Where will you be giving your speech?	I will be speaking at a graduation ceremony of college students
2	To whom will you be speaking?	I will be speaking to a group of college students, the students' parents, and lecturers.
3	What are your audiences interested in?	My audiences are interested in: <ul style="list-style-type: none"> 1. The determinant factors to be successful in life 2. Intelligent as one of key factors of a success 3. Intelligent needs support from the other factors.
4	What are you passionate about?	I am passionate about: <ul style="list-style-type: none"> 1. Being a successful person 2. Learning the characteristics of a successful person 3. Talking about successful people

5	What do you know about the topic?	What I know about the topic: <ol style="list-style-type: none">1. People must study hard to be intelligent2. Intelligent is the ability to acquire and apply knowledge and skills3. It is not the only factor to achieve a success in life4. Intelligence needs characters such as persistence, patience, and respect for a true success in life
---	-----------------------------------	--

PUBLIC SPEAKING TOPICS

Select one of the following topics and describe the topic in the guideline table by taking into account the four important factors as shown in the exemplified table.

1. My biggest concern for the future is...
(Kekhawatiran terbesar saya di masa depan adalah ...)
2. Real wealth is never measured in money or possessions.
(Kekayaan yang sesungguhnya tidak pernah diukur dengan uang atau harta)
3. Conservation is survival.
(Perlindungan alam adalah kelangsungan hidup)
4. Real love is not the stuff of pop songs.
(Cinta sejati bukanlah hal yang hanya ada pada lagu pop)
5. If I were an animal I'd be a...
(Seandainya saya binatang aku akan menjadi ...)
6. Plants have feelings too.
(Tanaman memiliki perasaan juga)
7. Junk food's popularity relies on marketing.
(Popularitas makanan cepat saji bergantung pada pemasaran)
8. To err is human. To forgive is divine.
(Melakukan kesalahan adalah manusiawi. Memafkan adalah ilahiah)
9. The world is a smaller place these days.
(Dunia menjadi tempat yang lebih kecil/sempit saat ini)
10. The more we communicate, the less we really say.
(Semakin banyak kita berkomunikasi, semakin sedikit kita benar-benar berkata)
11. When I grow up...
(Ketika saya tumbuh dewasa ...)

12. To be grown up is a state of mind.
(Kedewasaan ditandai dari cara berfikir)
13. Goals are really good for you.
(Cita-cita benar-benar baik untuk anda)
14. The most important lesson of my life so far...
(Pelajaran yang paling penting dalam hidup saya selama ini ...)
15. Intelligence is not enough.
(Kecerdasan saja tidak cukup)
16. If I ruled the world...
(Jika saya menguasai dunia ...)
17. Color affects the way people feel.
(Warna mempengaruhi perasaan orang)
18. Ill health begins in the mind.
(Kesehatan yang buruk dimulai dalam pikiran)
19. Team sports build strong individuals.
(Olahraga tim membangun individu yang kuat)
20. Laughter is the best medicine.
(Tertawa adalah obat terbaik)
21. Fools and their money are easily parted.
(Orang bodoh dan uangnya mudah berpisah)
22. Discipline is not a dirty word.
(Disiplin bukanlah kata yang buruk)
23. Beauty is always in the eye of the beholder.
(Kecantikan selalu di mata yang melihatnya)
24. Children learn what they live with.
(Anak-anak belajar dari lingkungan mereka)
25. Poverty is a state of mind.
(Kemiskinan ditentukan dari cara berfikir)

26. What characteristics make an ideal hero and why?
(Apa karakteristik membuat pahlawan yang ideal dan mengapa?)
27. What and who is an *average* person?
(Apa dan siapa orang rata-rata?)
28. Being more young is overrated.
(Menjadi lebih muda adalah hal yang berlebihan).
29. In what situation is lying a good idea?
(Dalam situasi apa berbohong ide yang baik?)
30. Does money make the world go round?
(Apakah uang membuat dunia berputar?)
31. What human quality do we need more of and why?
(Kualitas manusia seperti apa yang paling kita perlukan dan mengapa?)
32. Who has been the most influential person in your life and why?
(Siapa yang menjadi orang paling berpengaruh dalam hidup anda dan mengapa?)
33. Mastering foreign languages have something to do with talents
(Menguasai bahasa-bahasa asing erat kaitannya dengan bakat)
34. Fashion victims I have known in my neighborhood.
(Korban mode yang saya kenal di lingkungan saya)
35. Pets are for people who don't have children.
(Hewan peliharaan hanyalah untuk orang-orang yang tidak memiliki anak)
36. Summer is the best and worst of times. Why?
(Musim panas adalah yang terbaik dan terburuk.
Mengapa?)

37. The media controls how and what we think.
(Media mengendalikan bagaimana dan apa yang kita pikirkan)
38. Advertising targeting children is immoral.
(Iklan yang menargetkan anak-anak adalah iklan yang tidak bermoral)
39. Talking *to* someone and talking *with* someone are two different activities.
(Berbicara pada seseorang dan berbicara dengan seseorang adalah dua hal yg berbeda)
40. Real learning doesn't occur in a classroom.
(Pembelajaran yang sesungguhnya tidak terjadi di ruang kelas)
41. What would you rather be - wise or intelligent?
(Apa yang lebih anda sukai menjadi - bijaksana atau cerdas?)
42. True wisdom comes from experience.
(Kebijakan sejati berasal dari pengalaman)
43. A sense of humor is essential.
(Selera humor sangatlah penting)
44. Uniforms stifle individuality.
(Seragam menahan sifat individualitas)
45. What is good is decided by the society we live in.
(Apa yang baik ditentukan oleh masyarakat tempat kita tinggal)
46. Hard effort determines a goal achievement.
(Kerja keras menentukan pencapaian tujuan)
47. Children should not watch television.
(Anak-anak tidak boleh menonton televisi)
48. Art is essential to life.
(Seni sangat penting untuk kehidupan)

49. Cities are for people not cars.
(Kota diperuntukkan bagi manusia dan bukan mobil)
50. Peace is essential for development
(Perdamaian sangatlah penting bagi pembangunan)

4. The Basic Structure of a Speech

The previous discussion in this part described how to select a good topic for a speech. This part deals with the discussion of how to develop the selected topic into a speech outline. An outline is a way to organize ideas logically and clearly. By having an outline, a speaker will be able to develop his speech more structuralized and easy to understand. In addition, the outline of a speech can also serve as a speaking guideline. In order to have a good outline, a speech should highlight the basic structural elements. All speeches normally contain at least five basic structures. They are:

1. Addressing
(Address the audience to start)
2. Greeting
(Greet them to show friendliness)
3. Attention grabber
(Get the audience attention)
4. Introduction
(Tell them what you are going to say)
5. Body
(Tell them)
6. Conclusion
(Tell them all you have said)
7. Ending
(Make them remember something or give your gratitude to them)

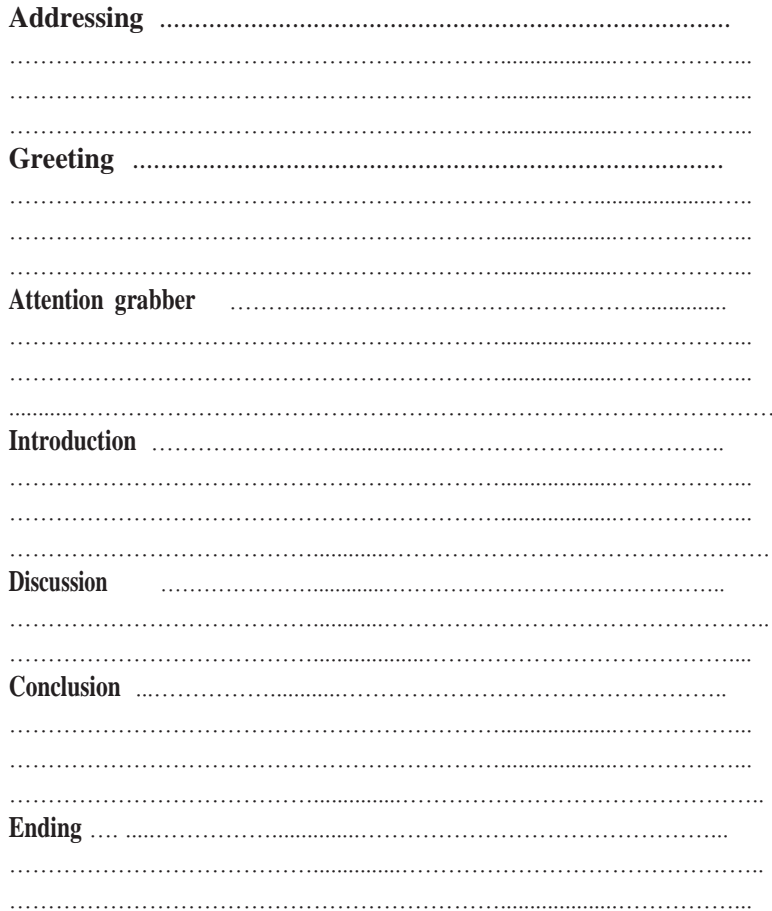


Figure 2. the basic structure of a speech

a. Addressing

As a speaker is going to give a formal speech to an audience, he is in need of being aware of the proper way of delivering his speech in formal situations. The first customary way of making a speech is

to address the audience at the beginning of a speech. Addressing here refers to a formal statement which is directed to a person or a particular group of people. There are at least two important reasons for addressing an audience before making a speech i.e. *the first*, it is an alert for an audience that a speaker is going to start making a speech, and *the second*, it takes both a speaker and his topic to an audience. Therefore, before starting a speech, a speaker needs to recognize who the important people among his audience are, and he must address them by using their formal titles starting from the most important people. In the website of libraryonline.com, we can find certain conventions about addressing important people in a speech. It is very respectful to follow the conventions as a proper way to honor a person and a group of people. Here is a guideline to the use of appropriate expressions to address important audiences.

Addresses for Royalty and Noble Titles

(Sapaan untuk keluarga kerajaan)

Emperor (Kaisar)

Address: His Imperial Majesty (Name of Emperor),
Emperor of (Country)
Yang mulia Kaisar (Nama Kaisar), Kaisar (Negara)
The Imperial Majesty Akihito, Emperor of Japan

The King (Sang Raja)

Address: His Majesty, King (Name of the King)
Yang mulia Raja (Nama sang Raja)
His Majesty, King Fadh of Saudi Arabia

The Queen (Sang Ratu)

Address: Her Majesty, Queen (Name of the Queen)
Yang mulia Ratu, (Nama sang Ratu)
Her Majesty, Queen Elizabeth of the United Kingdom

Royal Prince (Pangeran)

Address: His Royal Highness The Prince of
Yang mulia, Pangeran
His Royal Highness The Prince of Wales

Royal Princess (Putri Kerajaan)

Address: Her Royal Highness, The Princess of
Yang mulia Putri Kerajaan
Her Royal Highness, The Princess of Denmark

Duke (Bangsawan Kerajaan satu tingkat di bawah raja)

Address: His Grace, The Duke of
Yang mulia Bangsawan Kerajaan
His Grace The Duke of Cambridge

Duchess (Istri seorang Duke)

Address: Her Grace, The Duchess of
Yang mulia Bangsawan Kerajaan
Her Grace, The Duchess of York

Marquess (Bangsawan dua tingkat di bawah raja)

Address: The Most Honourable. The Marquess of
Yang terhormat, Bangsawan
The Most Honourable. The Marquess of Sali
bury

Marchioness (Istri seorang Marquess)

Address: The Most Honourable. The Marchioness of
Yang terhormat, Bangsawan
The Most Honourable. The Marchioness of Lotian

Earl (Bangsawan tiga tingkat di bawah raja)

Address: The Right Honourable. (Name) The Earl of
Yang terhormat (Nama), Bangsawan
The Right Honourable William. The Earl of Essex

Countess (Istri seorang Earl)

Address: The Right Honourable (Name). The Countess
of
Yang terhormat (Nama), Bangsawan
*The Right Honourable Caroline, The Countess of
Seaffelb*

Viscount (Bangsawan empat tingkat di bawah raja)

Address: The Right Honourable. The lord Viscount of
Yang terhormat, tuan bangsawan
*The Right Honourable. The lord Viscount of
Molesworth*

Viscountess (Istri seorang Viscount)

Address: The Right Honourable (Name). The Viscountess
of
Yang terhormat (Nama), bangsawan
*The Right Honourable Willielma, the Viscountess of
Glenorchy*

Baron (Bangsawan lima tingkat di bawah raja)

Address: The Right Honourable (Rt Hon). The Lord
Yang terhormat. Tuan
The Right Hon the Lord Neuberger of Abbotsbury

Baroness (Istri seorang Baron)

Address: The Rt Hon. The Lady
Yang terhormat, Nyonya
The Rt Hon. The Lady Dame Mary Arden

Addresses for Dignitaries- Federal)

(Sapaan untuk Pejabat - Negara Federal)

President of a Republic (Presiden sebuah Republic)

Address: His/Her Excellency (First name and surname),
President of the Republic of.....

Yang mulia (Nama depan dan nama keluarga),
Presiden
Republik
*His Excellency Dr. Ernest Bai Koroma President of the
Republic of Sierra Leone*

President of the United States (Presiden Amerika)

Address: Mr. President of the United States
Bapak Presiden Amerika serikat

Spouse of the President of the United States (Istri presiden USA)

Address: Mrs./Mr. (Full Name)
Nyonya/Tuan (Nama lengkap)
Mrs. Michelle LaVaughn Robinson Obama

Former President of the United States (Mantan presiden USA)

Address: The Honorable (First name and surname)
Yang terhormat (Nama depan dan nama keluarga)
The Honorable William Jefferson Clinton

Vice President of the United States (Wakil Presiden USA)

Address: The Vice President
Bapak Wakil Presiden

Prime Minister (Perdana Menteri)

Address: The Right Honorable. (First name and surname),
Prime Minister of (Country)
Yang terhormat. (Nama depan dan nama
keluarga), Perdana Menteri (Negara)
*The Right Honourable Stephen Harper, Prime Minister
of Canada*

Ambassador (Duta Besar)

Address: His/Her Excellency (First name and surname),
Ambassador of (Country)
Yang mulia (Nama depan dan nama keluarga),

Duta Besar (Negara)

His Excellency Jose Tavares, Ambassador of Indonesia

Ambassador - American (Duta Besar Amerika)

Address: The Honorable (First name and surname),
American Ambassador to (Country)
Yang terhormat (Nama depan dan nama keluarga),
Duta Besar Amerika untuk (Negara)
The Honorable John Beyrle, US Ambassador to Russia

High Commissioner (Komisaris Tinggi)

Address: His/Her Excellency (First name and surname),
High Commissioner for (Country)
Yang mulia (Nama depan dan nama keluarga),
Komisaris Tinggi (Negara)
*His Excellency Garvin Nicholas, High Commissioner for
the Republic of Trinidad and Tobago*

U.S. Senator (Senator Amerika)

Address: The Honorable (First name and surname), United
States Senator
Yang terhormat (Nama depan dan nama keluarga),
Senator Amerika Serikat
The Honorable Richard Burr, United States Senator

Senator – Canada (Senator Kanada)

Address: The Honourable (First name and surname),
Senator of the Senate
Yang terhormat (Nama depan dan nama keluarga),
Senator dari Senat
The Honourable Raziah Ahmed. Senator of the senate

Speaker of the House of Representatives - United States (Ketua DPR - Amerika)

Address: The Honorable (First name and surname),
Speaker of the House of Representatives
Yang terhormat (Nama depan dan nama keluarga),
Ketua DPR
*The Honorable John Doe Speaker of the House of
Representatives*

U.S. Congressman (Anggota Kongres Amerika Serikat)

Address: The Honorable (First name and surname), United
States Congressman
Yang terhormat (Nama depan dan nama keluarga),
Anggota Kongres Amerika
*The Honorable Robert Menendez United States
Congressman*

Governor of State (Gubernur Negara bagian)

Address: The Honorable Governor of (State)
Yang terhormat Gubernur (Negara)
The Honorable Chris Christie, Governor of New Jersey

Governor General (Gubernur Jenderal)

Address: His/Her Excellency the Rt Hon. (First name and
surname), Governor General of (Country)
Yang terhormat yang mulia. (Nama depan dan
nama keluarga), Gubernur Jenderal (Negara)
*His Excellency the Right honour Baddeley Devesi, Gov-
ernor-General of the Solomon Islands*

Cabinet Minister (Anggota Kabinet)

Address: The Honorable (First name and surname), Minister
of (Name of Department)

Yang Terhormat (Nama depan dan nama keluarga), Menteri (Nama Departemen)

The honorable Christopher Pyne, Minister of Education

Member of Legislative Assembly (Anggota DPR)

Address: Mr./Mrs./Ms./Miss (First name and surname),
M.L.A

Bapak /Nyonya / Ibu / Nona (Nama depan dan nama keluarga), MLA

Mr Peter Abetz MLA Electorate: Southern River Party

Secretary of State (Menteri Luar Negeri)

Address: The Honorable (First name and surname), Secretary of State

Yang terhormat (Nama depan dan nama keluarga), menteri luar negeri

The Honorable Hillary Rodham Clinton. Secretary of State

Addresses for Dignitaries- State/Provincial/City)

(Sapaan untuk Pejabat – Negara bagian / Provinsi / Wilayah / Kota)

State Senator (Senator Negara Bagian – DPRD)

Address : The Honorable (First name and surname), (Name of State) House Senator

Yang Terhormat (Nama depan dan nama keluarga),

Nama Negara Bagian) daerah pemilihan Senator

The Honorable Senator Fiona Nash, Senate Parliament House Canberra.

Mayor-Canada (Walikota – Kanada)

Address: His/Her Worship (First name and surname), Mayor of (City)

Yang terhormat (Nama depan dan nama keluarga),
Walikota (Kota)
*His Worship Don Iveson, Mayor of the City of
Edmonton*

Mayor - United States (Walikota – Amerika)

Address: The Honorable (First name and surname), Mayor of
(City)
Yang terhormat (Nama depan dan nama keluarga),
Walikota (Kota)
*The Honorable Byron W. Brown, the Mayor of Buffalo,
New York*

Addresses for Judges

(Sapaan untuk Para Hakim)

Address: The Honorable (First & Surname), Chief Judge
Yang mulia (Nama depan dan Nama keluarga),
Ketua Majelis Hakim
*The Honorable Royce C. Lamberth. Chief Judge
United
States District Court for the District of Columbia*
The Honorable (First & Surname), Chief Justice
Yang mulia (Nama depan dan Nama keluarga),
Hakim Agung
The Honorable Roger S. Burdick, Chief Justice
The Honorable (First & Surname), Associate
Justice
Yang mulia (Nama depan dan Nama keluarga),
Hakim Pembantu
The Honorable Wilhelmina M. Wright Associate Justice
The Honorable (First & Surname), Senior Judge
Yang mulia (Nama depan dan Nama keluarga),

Hakim Senior

The Honorable Robert J. Shenkin, Senior Judge

The Honorable (Nama depan dan Nama keluarga),

Magistrate Judge

Yang mulia (Nama depan dan Nama keluarga),

Anggota Majelis Hakim

The Honorable Keith F. Giblin, Magistrate Judge

Addresses for Religious Dignitaries

(Sapaan untuk Para Pemuka Agama)

Sheikh (syekh)

Address: H.H. Sheikh (Name of Sheikh)

Yang mulia Sheikh (Nama Sheikh)

His Highness Sheikh Mohammed bin Rashid Al

Maktoum

The Pope (Paus)

Address: His Holiness (Name & Roman Numeral)

Paduka Sri Paus (Nama dan Angka Romawi)

His Holiness John Paul II

Cardinal (Kardinal)

Address: His Eminence, (First and Last Name)

Yang mulia (Nama Depan dan Nama Belakang)

His Eminence, William Cardinal Keeler

Archbishop (Uskup agung)

Address: The Most Reverend (First and Last Name), Arch

bishop of (Name of Diocese)

Yang mulia (Nama Pertama dan Nama Belakang),

Uskup Agung (Nama Keuskupan)

The Most Revd Justin Welby, Archbishop of Canterbury

Bishop (Uskup)

Address: The Most Reverend (First and Last Name), Bishop
of (Name of Diocese)
Yang mulia (Nama Pertama dan Nama Belakang),
Uskup (Nama Keuskupan)
*The Most Rev. Dr. Katharine Jefferts Schori, Bishop of
Nevada* **Public Addresses**

(Sapaan untuk Khalayak Umum)

Address: Ladies and Gentlemen
Bapak dan ibu sekalian
Distinguished guests
Tamu yang terhormat
Honoured guests
Tamu yang terhormat

Addresses for Academicians

(Sapaan untuk akademisi)

Address: (Name with academic degree), President of (Name
of university)
(Nama dengan gelar akademik) Pimpinan (Nama
universitas)
*Dr. Shirley Ann Jackson, President of Rensselaer Poly-
technic Institute*
His/her Excellency, the dean of (Name of the
faculty)
Yang terhormat, dekan (Nama fakultas)
His Excellency, the Dean of the Medical Faculty
The honorable, Prof (Full Name)
Yang terhormat, Prof (Nama Lengkap)
*The Honorable, Prof Edward Robinson Professor of
Pharmacology, University of the West Indies*
Fellow students

Rekan sesama mahasiswa
Fellow teachers
Rekan sesama Guru

However, some people of Indonesia still use word-by-word translation of a typical address in Indonesian when making speeches. For example, as they say “*Dear fellow students, teachers, and friends*” as a direct translation of saying “Yang terhormat, para siswa, guru, dan teman-teman sekalian” in Indonesian. With regard to the fact, it is important to notice that the word *Dear* should not be used when addressing a general audience of a speech, but it should be used for the opening only in letters, in written form. In the U.S, native English speakers might use it when addressing an audience in a religious context or at a family gathering e.g. “Dear Friends in Christ”.

b. Greeting

In addition, the speaker also needs to know the second customary way of making a speech that is to greet the audience. Greeting here refers to a statement given by a speaker to his audience as they meet to welcome and to show friendliness. Greeting is an important part to be available in a speech structure for two reasons i.e. it opens up the channel of communication between a speaker and his audience, it grabs the audience attention that will attract their interest immediately. The following greetings are normally used in many speeches:

Greetings: Good morning
 (Selamat Pagi)
 Good afternoon
 (Selamat siang/sore)
 Good evening
 (Selamat malam)
 Assalamu alaykum warahmatullahi wa barakatuh

“Peace be unto you and so may the mercy of Allah and His blessings”.

Good morning, ladies and gentlemen

(Selamat pagi, bapak dan ibu sekalian)

c. Attention grabbers

It is undeniable that speaking in public is considered very difficult and the most fearful event for so many people. A survey conducted by National Institute of Mental Health (2014) for 6.3 Million Americans (who have a diagnosed phobia) reported that 74% of the respondents rated that public speaking as their first greatest fear, higher than death which was rated as the second greatest fear by 68% as shown in the following table:

Table.2 Fear and worry statistics among Americans

No	Top Phobias	% of US Population
1	Fear of public speaking – Glossophobia	74 %
2	Fear of death – Necrophobia	68 %
3	Fear of spiders – Arachnophobia	30.5 %
4	Fear of darkness – Achluophobia, Scotophobia	11 %
5	Fear of heights – Acrophobia	10 %
6	Fear of people or social situations – Sociophobia	7.9 %
7	Fear of flying – Aerophobia	6.5 %
8	Fear of confined spaces – Claustrophobia	2.5 %
9	Fear of open spaces – Agoraphobia	2.2 %
10	Fear of thunder and lightning – Brontophobia	2 %

Source: US National Institute of Mental Health (2014)

The fear of making a speech as for the people is not actually in the act of standing in front of an audience, one of the reasons is simply because they don't know how to make a speech effective. That is more difficult. An effective speech is a speech that can effect an audience starting from grabbing their attention quickly, motivating them to do something, influencing them to receive something that they previously refuse, changing their minds to love something that they previously dislike. This section specifically describes an excellent way to begin an effective speech that is how to attract the attention of an audience with grabbers. Wrench et al. (2012) defined

attention grabber as the device that a speaker uses at the beginning of a speech to capture an audience's interest and make them interested in the speech's topic. They suggest that an attention grabber should be selected to use in a speech by considering four factors i.e. Appropriateness or relevance to audience, Purpose of speech, Topic, and Occasion. Besides, Snyder (2015) is of the opinion that a grabber is a question, a gesture, an unusual or startling fact, a prop, an anecdote or a personal experience that is intended to "grab" the audience's attention. He is of the opinion that using a grabber to make a speech effective is very important due to some reasons i.e.

- It provides the speaker with an interesting start to the speech
- It builds confidence and helps a speaker to relax.
- It immediately gets the audience interested in the speech.

To illustrate the power of using a grabber in a speech, imagine the following situation:

One day, you are traveling to a new city. You arrive in the city late at night. You are very hungry that makes you drive around looking for a restaurant. You stop because you see two restaurants. One restaurant looks very nice with a well-lit name board saying "Losari Restaurant". Plants and flowers are on both sides of the walkway and the walkway is very neat and clean. Another one is a restaurant with a flickering light that hasn't been repaired for along time. The name board isn't very visible. The walkway to the restaurant is covered with dry leaves, used paper cups and trash. You certainly have never dined in both the restaurants before. Which one are you interested in? You don't know whether the quality of food inside the two restaurants is nice or not. But, you will decide based on your first impressions and choose to dine the restaurant that can grab your attention.

That is the power of using an attention grabber. Of course, you will be interested in listening to a speaker who starts his speech with full of enthusiasm and tries to grab your attention. On the contrary,

you will never be interested in listening to a speech with a dull and boring start that makes you yawn because the speaker has no effort to attract and grab your attention. After exploring the concept of attention grabber as discussed above, let's look at a range of different attention grabbers which are generally employed in public speaking. Velrajan,S (2012) discovered six techniques that most speakers use when starting a speech. They are: 1) Arouse suspense or curiosity, 2) Make a startling statement, 3) Tell a story, 4) Ask a rhetorical question, 5) Begin with a quotation, 6) Reference the occasion. The following discussion provides detailed explanation about the six techniques.

Arouse suspense or curiosity

(Membangkitkan ketegangan atau rasa ingin tahu)

An attractive speech should be able to make the audience curious by telling them a series of statements that gradually arouse their suspense. This can be exemplified as we see a movie which begins with a terrible scene showing: *a young girl lying dead in a pool of blood with a knife stuck in her chest*. The viewers who are watching the movie will be curious to know who killed her brutally. The scene will make the viewers tense and keep watching the movie to the end. This technique can be applied when a speaker is starting his speech. Here is an example of arousing suspense or curiosity in the audience minds:

A statement of a speech without a technique of arousing suspense	A statement of a speech with a technique of arousing suspense
<i>Today, I am going to talk about the father of our nation, Soekarno.</i>	<i>Today, I'm going to talk about a person who was a skinny and naughty kid during his school days. A person who lived in poverty with his grand parents in a village. A kid who later grew into an intelligent young man and successfully received 26 honorary doctorates throughout his life. The man who contributed many brilliant ideas for his country and became an inspiration for so many people in the world. Friends, "Yes... I'm going to talk about the father of our nation, Soekarno".</i>

Make a startling statement
(Membuat pernyataan yang mengejutkan)

The second technique that can be used to win an audience attention is to start a speech by surprising the audience with shocking information about a topic. A speaker may convey startling statement in his speech by telling statistics or strange facts. The main goal of serving a startling statistic is to surprise and shock the audience and get them to stay focus on the speaker's topic. In selecting a startling statement, a speaker needs to consider two things i.e. make sure that the startling statement is factual, make sure that the startling statement is relevant to the topic of a speech. Here is an example of

using a startling statement in a speech.

A statement of a speech without a technique of making a startling statement.	A statement of a speech with a technique of making a startling statement.
<i>Unemployment is a serious personal and social issue. It increases crime. Today, I'm going to talk about Unemployment and its impact on the society.</i>	<i>The number of unemployed persons in Indonesia increases every year. In 2013, there were 7.147.100 unemployed persons. The number significantly increases in 2014 become 7.170.523, are you going to be one of them?</i>

Tell a story

(Bercerita)

There is a supposed Native American Proverb, which goes:

Tell me a fact and I'll learn. Tell me a truth and I'll believe. But tell me a story and it will live in my heart forever.

Children love stories. Adults love stories as well. In other words, everyone loves listening to stories. Therefore, telling a story can be a great way to get an audience's attention, only if, the speaker tells the right sort of story to his audience. Telling the right story to the audience should take into account two important characteristics: the story must be relevant to the audience, the story must be informative and unexpected (containing something surprising and new that has not been known previously). When a story can satisfy these two characteristics, the story will be able to be an efficient means of communicating and of transferring information in a speech with-

out being afraid of loosing the audience. Here is an example of using a story to attract the audience attention in a speech.

A statement of a speech without a technique of telling a story	A statement of a speech with a technique of telling a story
<i>I'm going to talk about drink and ride.</i>	<i>One night, it was about 11.30 pm. I was walking alone in the street. The rain started drizzling. Suddenly, I heard a very loud crash. I rushed to see what was happening. Two motorists crashed into a pine tree on the roadside. They both died on the spot. They were drunk and riding a motorcycle. I smell alcohol. Friends, this is what happens when you drink and ride.</i>

Ask a rhetorical question (Menanyakan pertanyaan retorikal)

Another technique commonly used in a speech to grab the audience's attention is to ask them a rhetorical question. A rhetorical question is defined as a question given to an audience at the beginning of a speech without expecting them to give actual answers. For instance, a speaker is talking about the importance of having oral communication skills and high TOEFL scores in order to win an overseas scholarship could begin his speech by asking an audience, "I have two questions that I'd like you to think about. How many students on this campus want to study abroad through scholarship? How many of the students have studied hard to improve their oral communication skills and their TOEFL scores?" These two ques-

tions are addressed to the audience and the speaker does not expect the audience to answer by giving an estimate of the numbers of students that fit into each question. The speaker merely wants the audience to think about the two questions as his speech is going on. The following example illustrates how to use a rhetorical question as an attention grabber in a speech.

A statement of a speech without a rhetorical question	A statement of a speech with a rhetorical question
<i>I'm going to tell you about how to win an overseas scholarship.</i>	<i>How many of you want to study abroad, but do not have a regular epractice for speaking? How many of you here take TOEFL preparation courses but do not get satisfying TOEFL scores? How many of you have applied for overseas scholarship many times but get nothing? In the next 5 minutes, you are going to learn simple techniques to win overseas scholarships faster</i>

Begin with a quotation

(Mulailah dengan sebuah kutipan)

Using a quotation is one way that a speaker can do to attract an audience's attention to his speech. In google.com, quotation is defined as a group of words taken from a text or speech and repeated by someone other than the original author or speaker. A quotation used in a speech should be related directly to the topic of a speech. Therefore, starting a speech with a quotation can be effective to grab the audience's attention, if the quotation is relevant to the topic and the content of the speech. The primary reason to use a quotation in a speech is to reinforce a speaker's ideas in his speech.

Most quotations in many speeches are introduced simply: *Barrack Obama once said “Change will not come if we wait for some other person and some other time. We are the ones we have been waiting for. We are the change that we seek”* The following example illustrates the use of a quotation in a speech.

A statement of a speech without a quotation	A statement of a speech with a quotation
<p><i>Fellow students, public speaking is an important skill that we need to learn. Public speaking will make you successful in your career and education. So, I'm sure you are curious to know more about how to master public speaking</i></p>	<p><i>“Communication - the human connection - is the key to personal and career success” a beautiful quote from Paul J. Meyer. . Friends, communication skill provides an excellent opportunity to get success in your life - to create a path for your future success. Your success in career and education can be achieved by mastering oral communication skills”.</i></p>

Reference the occasion (Merujuk pada situasi)

The last technique mentioned in this section for attracting an audience’s attention in a speech is to refer directly to the speech occasion. This kind of attention grabber is only effective when the speech being delivered is given for a certain occasion such as speeches for a graduation, a marriage, a retirement, or any other special occasions. A speaker normally uses this technique in his speeches in one of these two ways i.e. *the first*, talking about news they read in the local news paper that day, or *the second*, referring to a certain situation which happened in the past before the speech session.

Here is the example of using this technique to grab the audience’s attention.

A statement of a speech without a reference to an occasion	A statement of a speech with a reference to an occasion
<i>Fellow students, Today we are here to honor our graduation.</i>	<i>My fellow students, we arrived here four short years ago, and now it's already time to leave. It seems like only yesterday that we were skinny little freshmen studying very hard with the assignments given by our lecturers in almost all subjects, trying to figure out where our next class was, and very busy taking a part actively in some extra curricular activities. Now we are the seniors who are ready to graduate, ready to move forward in the world. We can't help looking back. We're here to honor your endurance. And we're here to celebrate your achievements. Congratulations everyone, congratulations.</i>

d. The Speech Introduction

The introduction part is essential for a speech because it provides the foundation of all information that a speaker will be transforming to an audience during his speech. According to Wrench, J.S, et al (2012), the introduction for a speech is generally only 10 to 15 percent of the entire time a speaker will spend speaking. This means, when a speaker is required to speak in five minutes long, than his introduction should not more than forty five seconds. Even though the introduction is only about 10 to 15 percent, but it

has a decisive role to make an audience interested in what a speaker has to say or to cause them leave a speaker even before he starts. Therefore, a speech needs to have a good introduction to present a clear and sequential framework for messages in a speech, which is expected able to make the audience interested in listening to the messages. There are at least two functions of an introduction in a speech i.e. to state the topic and to provide reasons to listen. The both functions determine things that should be available in an introduction.

To state the topic **(Menyampaikan topik)**

What is the topic of your speech?

The first function of giving an introduction for a speech is to state the topic of a speech to an audience. Telling the topic will be able to make the audience know what a speaker is going to talk about. Hence, the more clearly a topic is specified, the easier an audience knows a speech direction and the easier a speaker delivers his speech. The following phrases (which are bolded and italicized) are commonly used for stating a topic in an introduction of a speech. Some of the phrases are adapted from Mulyana, Y.G.H (1999).

- **Today I have been given an opportunity to deliver a speech on** “The Role of English in welcoming AFTA 2015”
Hari ini saya telah diberi kesempatan untuk menyampaikan pidato tentang “Peranan bahasa Inggris dalam menyambut AFTA 2015”
- **It is great pleasure for me to be given the opportunity to deliver a speech on the subject of** “The unemployed people and crimes”

Ini adalah kebahagiaan besar bagi saya diberi kesempatan untuk menyampaikan pidato tentang “Pengaruh televisi terhadap perkembangan kepribadian anak-anak”

- I am greatly honored because **I have an opportunity to address a speech on** “The impact of television programs on the development of children’s personality”

Saya merasa sangat senang karena saya berkesempatan untuk menyampaikan pidato tentang “Dampak acara televisi terhadap perkembangan kepribadian anak-anak”

- **Today, I have an opportunity to deliver a speech in front of the intellectual community of audience.** And I would like to thank the organizing committee for such moment. The title of my speech is “Managing fear in communication”

Hari ini, saya diberi kesempatan untuk menyampaikan pidato di depan masyarakat intelektual. Dan saya ingin mengucapkan terima kasih kepada panitia untuk hal tersebut. Judul pidato saya adalah “Mengelola ketakutan dalam komunikasi”.

- **I am here today to talk about** “The challenges and the opportunities of becoming successful people after graduating from university”

Saya di sini hari ini untuk berbicara tentang “Tantangan dan peluang menjadi orang sukses setelah lulus dari universitas”

- It is a pleasure for me to present a speech in this hall. **What I would like to talk about today** is cell phones and their role in our lives. –

Ini adalah kebahagiaan bagi saya untuk menyampaikan sebuah pidato di aula ini. Yang saya ingin bicarakan hari ini adalah “Telepon seluler dan peran mereka dalam kehidupan kita”

- **Today, I want to talk about an issue that is** “Democracy and our local political system”.

Hari ini, saya ingin berbicara tentang sebuah isu yaitu “Demokrasi dan sistem politik lokal kita”.

- **I am here and given an opportunity to talk about:** Using Discourse Analysis to Design English Teaching Materials”, here at Hasanuddin University.

Saya berada disini dan diberi kesempatan untuk berbicara tentang: Menggunakan Analisis Wacana untuk Desain English Teaching bahan “, di sini di Universitas Hasanuddin.

- **In this opportunity, I am going to talk about:** “Islam and Modern Civilization”

Dalam kesempatan ini, saya akan berbicara tentang: “Islam dan Peradaban Modern”

- **My topic today is entitled:** Charity for Humanity”

Topik saya hari ini berjudul: Amal bagi Kemanusiaan”.

- **It is great pleasure for me to have this opportunity and please permit me to deliver a speech with the title:** The Roles of Foreign languages in analyzing western Literatures”.

Ini adalah kebahagiaan besar bagi saya memiliki kesempatan ini dan perkenankan saya untuk menyampaikan pidato dengan judul: “Peran bahasa asing dalam menganalisis Sastra Barat”.

- **In this opportunity I want to talk about:** “Motivation and Learning Achievement in Foreign language Learning”.

Dalam kesempatan ini saya ingin berbicara tentang: “Motivasi dan Prestasi Belajar dalam Pembelajaran Bahasa Asing”.

To Provide Reasons to Listen

(Memberikan alasan menyimak)

Why should the audience listen to your speech?

Another function of an introduction is to connect a speaker and his audience. This can be done by providing the audience some reasons for listening the speaker’s speech. Connection between a

speaker and his audience can be seen, if the audience likes listening to a speech since they find it useful listening to it from the beginning to the end. In other word, people tend to be interested in listening something useful for them. Then, reasons here refer to the explanations about the benefits of the speech as the main motive for listening. Besides, convincing the audience about the speaker's credibility on the topic he is talking about. The audience will be listening to a whole speech, if they believe in the speaker as the expert on the topic. Therefore, in selecting topic, the speaker needs to identify some beneficial matters of a topic to his audience and to make the audience believe that he is the expert of the topic due to personal experience, interest, and research on the topic. The following phrases can be used to illustrate how to provide reasons to the audience for listening. The phrases are adapted from <http://www.best-speech-topics.com> and <http://www.speech-guru.com>

- ***Today, I'd like to give you some of the facts about*** caffeine and its effects on your body. I may not cause you to change your coffee consumption, but at least you'll be better informed about what you are putting into your body. (Listen because I want to tell you about caffeine and its effect on your body)

Hari ini, saya ingin menyampaikan beberapa fakta tentang kafein dan efeknya pada tubuh Anda. Saya tidak dapat membuat anda mengubah konsumsi kopi anda, tapi setidaknya anda akan mendapatkan informasi secara lebih baik tentang apa yang anda masukkan ke dalam tubuh Anda. (Dengarkan karena saya ingin memberitahu anda tentang kafein dan efeknya pada tubuh anda)

- ***First thing to remember about this issue that*** Dr David Nabarro estimated the number of possible human casualties as 5-150 million people. We have to be aware that since its discovery in the 1990-ies the avian flu has been contracted by more than

1000 people, and half of them died. (Listen because I want to tell you that avian flu threatens your lives. See the fact that the avian flu epidemic is much closer to you than it seems).

Hal pertama yang harus diingat tentang masalah ini bahwa

Dr David Nabarro memperkirakan kemungkinan jumlah korban manusia antara 5-150.000.000 orang. Kita harus menyadari bahwa sejak penemuannya pada tahun 1990-an flu burung telah menjangkiti sekitar lebih dari 1000 orang, dan setengah dari mereka meninggal. (Dengarkan karena saya ingin memberitahu Anda bahwa flu burung mengancam kehidupan Anda. Lihat fakta bahwa epidemi flu burung lebih dekat dengan Anda dari yang anda lihat).

- ***It is important to realize that*** a happy marriage may be built only on love, tolerance, mutual understanding, equality, and respect. The problem is important because materially both husband and wife are now in many cases on equal terms. More and more women demonstrate higher levels of education than men, More and more women compete with men, holding leadership positions in business, politics and social life. As the result, women become materially independent. (Listen because I am going to inform you about some factors you need to build a happy marriage)

Sangat penting untuk disadari bahwa pernikahan yang bahagia dapat dibangun hanya atas dasar cinta, toleransi, saling pengertian, kesetaraan, dan rasa hormat. Masalahnya menjadi penting karena secara materi baik suami dan istri sekarang ini setara dalam banyak hal. Lebih banyak perempuan yang berpendidikan lebih tinggi dibandingkan laki-laki, lebih banyak perempuan bersaing dengan laki-laki, memegang posisi kepemimpinan dalam bisnis, politik dan kehidupan sosial. Akibatnya, perempuan menjadi mandiri secara materil.

(Dengarkan karena saya akan memberitahu Anda tentang beberapa faktor yang diperlukan untuk membangun sebuah pernikahan yang bahagia)

- ***My goal in speaking to you today is*** to tell you that by the end of this year more people will die from second hand smoke of an active smoker. Second hand, or passive smoke, is an insidious killer that is harming adults, and more critically, children around the country every day. (Listen because I want to tell you that passive smoker is more risky to death than active smoker)
Tujuan saya berbicara kepada anda hari ini adalah untuk memberitahu anda bahwa pada akhir tahun ini lebih banyak orang akan mati karena asap rokok perokok aktif. Asap yang dihirup perokok pasif adalah pembunuh berbahaya yang merugikan orang dewasa, dan lebih lagi, anak-anak di seluruh negeri setiap hari. (Dengarkan karena saya ingin memberitahu Anda bahwa perokok pasif lebih berisiko mati daripada perokok aktif)
- Business ***is a field that I am greatly interested in. I have a broad range of interests in*** business and management. I started establishing my business in 2000. I have managed it very well. At the beginning, I just employed 10 workers in one office. Now my business is in progress, I already have 5 branch offices and employ around 150 employees. To me it's a very exciting and the thing that excites me the most about business is the way in which I can directly and indirectly affect the lives of so many people. (Listen because I am the expert of business due to my personal experience).
Bisnis ***adalah bidang yang sangat saya minati. Saya memiliki ketertarikan yang sangat besar pada*** bisnis dan manajemen. Saya mulai membangun bisnis saya pada tahun 2000. Saya telah berhasil dengan sangat baik. Pada awalnya, saya hanya mempeker-

jakan 10 pekerja di salah satu kantor. Sekarang, bisnis saya sedang berkembang, saya sudah memiliki 5 kantor cabang dan mempekerjakan sekitar 150 karyawan. Bagi saya itu sangat menarik dan hal yang paling menggairahkan saya tentang bisnis adalah cara dimana saya bisa secara langsung maupun tidak langsung mempengaruhi kehidupan banyak orang. (Dengarkan karena saya ahli di bidang bisnis karena pengalaman pribadi saya).

- Politics **has always been a passion of mine since** I was introduced to the course of political science in college. I have joined in Campus senate to help me understand how politic works. I am also very interested in learning what most politicians do when they are trying to win or to get back to the top of a political position such as being a regent or a governor. (Listen because I can tell you more about politic, it is my interest)
Politik selalu menjadi gairah saya sejak saya diperkenalkan dengan pelajaran tentang ilmu politik di perguruan tinggi. Saya telah bergabung di Senat Kampus untuk membantu saya memahami bagaimana politik bekerja. Saya juga sangat tertarik untuk mempelajari apa yang kebanyakan politisi lakukan ketika mereka mencoba untuk menang atau untuk kembali ke puncak jabatan politik seperti menjadi bupati atau gubernur.(Dengarkan karena saya bisa menceritakan banyak hal tentang politik, ini adalah minat saya).
- **I have always been interested in** teaching and languages. I find the whole learning process fascinating and I have always loved learning languages myself. That is why there is nothing more inspiring, I think, than helping others to develop their own language skill. (Listen because you will get more knowledge of teaching languages. Teaching languages is my expertise and my interest).

Saya selalu tertarik dalam mengajar dan bahasa. Saya menemukan seluruh proses pembelajaran menarik dan saya sendiri sangat menyukai belajar bahasa. Itu sebabnya tidak ada yang lebih inspiratif, saya pikir, daripada membantu orang lain untuk mengembangkan keterampilan bahasa mereka. (Dengarkan karena anda akan mendapatkan pengetahuan lebih tentang pengajaran bahasa. Pengajaran. Bahasa adalah keahlian dan minat saya).

e. The Discussion of a Speech (Body)

What is the purpose of your speech?

What are your main points and ideas?

What is your supporting evidence to clarify the main points?

The discussion of a speech deals with a process in which a speaker begins organizing the content of his speech into full detail starting from identifying the main points/ideas to providing supporting evidence and information to clarify a topic. In the discussion part, the speaker is required to explain the topic to his audience. In order to explain the topic effectively, he should organize his speech earlier by formulating the speech's purpose and determining the main ideas of the speech to achieve that purpose. Therefore, the discussion part must cover two things i.e. formulating the speech's purpose and determining the speech's main points.

Formulation the Purpose

(Merumuskan tujuan)

Formulating a speech's purpose is very important before making a speech because the purpose will be able to determine an intended or desired result that an audience will achieve after listening to the speech. Generally, people make a speech for three different purposes namely: to inform, to persuade, and to entertain. Once a

purpose has been established, the speaker can determine a strategy for achieving that purpose with the main points because each of the mentioned purposes above needs somewhat different ways in order to communicate the topic effectively. However, the purpose of a speech is normally not conveyed during making a speech. It just serves as a roadmap to determine the most appropriate main points to describe a topic.

Determine Main Points **(Menentukan ide-ide utama)**

When a speech's purpose has been formulated, it is then important to determine the main ideas that a speaker will employ to attain the purpose. Determining the main ideas can be carried out by making a list of all possible main points to support the purpose. After that, the list of the main ideas has to be sequenced according to their priorities. The main ideas have to be relevant one another. Some supporting information and evidence are also in need of being provided to develop the main ideas so that they are able to be described logically and effectively in the speech. The following example can illustrate how to organize a speech's content into a full detail. The example is adapted from <https://www.boundless.com>.
Situation (Situasi):

You are required to write a speech on the rise of social media. Your teacher wants you to choose a specific position about whether social media is beneficial or harmful to social interaction. After reading some information about social media, history, and applications, you finally decide to choose that social media is a beneficial tool.
(Anda diminta untuk menulis pidato tentang kemunculan media sosial. Guru anda meminta anda untuk memilih posisi tertentu: apakah media sosial menguntungkan atau berbahaya bagi interaksi sosial. Setelah membaca beberapa informasi tentang media sosial, sejarah, dan aplikasi, Anda

akhirnya memutuskan untuk memilih bahwa media sosial adalah sarana yang bermanfaat).

Your purpose is:

(Tujuan anda adalah)

To persuade your audience that social media does more good than harm.

(Untuk meyakinkan audiens Anda bahwa media sosial memberi hal baik lebih banyak daripada bahayanya).

The main points of your speech are:

(Ide utama pidato anda adalah)

- a). Social media is very popular and widespread
(Media sosial sangat populer dan meluas)
- b). That social media connects humans to one another faster than ever before
(Media sosial menghubungkan antara manusia satu dengan yang lainnya lebih cepat dari sebelumnya)
- c). Social media gives more social good.
(Media sosial memberikan banyak hal-hal sosial yang baik)

To describe point a), you provide some supporting information such as

(untuk menjelaskan poin a), anda menyiapkan beberapa informasi pendukung seperti)

- A historical overview of the rise of social media
(Gambaran sejarah munculnya media sosial)
- Sharing facts, figures, and charts on social media's growth and popularity.
(Memaparkan fakta, angka, dan grafik pertumbuhan serta popularitas media sosial)

To explain point b), you share anecdotes on:

(Untuk menjelaskan poin b), anda berbagi anekdot tentang)

- How social media helped connect victims of natural disasters to rescuers by sharing information in real-time.
(Bagaimana media sosial membantu menghubungkan para korban bencana alam pada regu penolong dengan memberi informasi yang diterima pada saat itu juga)

To clarify point c), you tell a personal story of:

(Untuk menjelaskan poin c), anda menceritakan sebuah pengalaman pribadi tentang)

- How you contributed to charity after seeing a compelling video on Face book promoting that charity's efforts.
(Bagaimana Anda berkontribusi untuk amal setelah melihat video yang menarik di Facebook yang mempromosikan kegiatan amal)

Using speech connectors

(Menggunakan frasa penghubung pidato)

A speech commonly has several elements called as the basic structures. As a speaker is making a speech, he needs to connect the whole elements coherently so that the speech's elements can flow together. In that situation, the speaker needs speech connectors. Speech connectors are phrases used to help the arguments in a speech flow fluently. They smooth the boundary between one idea and another idea, and clarify the relationship between the elements and other elements in a speech. There are two kind of connectors generally employed in a speech, they are signposts and transitions. According to Owen, J.L (2008), signposts are specific and generally shortened form of transitions. They are quick cues to the audience that the speech is moving from one point to another. Signposts are often short statements such as "first," "second," and "next," They are called signposts because they quickly point out to

the audience where we all are in the speech. Besides, transitions are more detailed than signposts. Transitions can do and fulfill the same functions as signposts, but they need to do more. Transitions show the connections among all the separate elements of the entire speech. Transitions show the audience the connection between the introduction and the rest of the speech, the connection between each main point, and the connection between the body and the conclusion.

The speech signposts:

(Penanda peralihan ide dalam pidato)

Rose (2011) classified some common signposts by category of use:

Purpose:

Highlight priority/importance

(Sorotan Prioritas / penting)

Common signposts:

- Primarily
Terutama
- Of primary importance
Yang paling penting
- Most importantly
Yang terpenting

Examples:

- Primarily, this is a question of...
Terutama, ini adalah pertanyaan tentang
- The first issue, of primary importance, is...
Masalah pertama, yang paling penting, adalah ...
- Most importantly, this involves.....
Yang terpenting, ini melibatkan

Purpose:

Make a contrast

(Membuat kontras)

Common signposts:

- However
Akan Tetapi
- Despite this
Meskipun demikian
- On the other hand
Di sisi lain
- Nevertheless
Namun Demikian

Examples:

- However, this is not the only consideration...
Namun, ini bukan satu-satunya pertimbangan ...
- Despite this, we must also note...
Meskipun demikian, kita juga harus perhatikan ...
- On the other hand, it does allow us to...
Di sisi lain, hal ini memungkinkan kita untuk ...
- Nevertheless, we still need to ensure...
Namun demikian, kita masih perlu memastikan ...

Purpose:

Add an extra point

(Menambahkan ide lain)

Common signposts:

- Additionally
Selain itu
- In addition
Dan lagi
- Furthermore
Lebih Lanjut
- Added to this
Ditambah dengan ini

Examples:

- Additionally, this requires us to...
Selain itu, ini mengharuskan kita untuk ...
- In addition, I'd like to point out...
Dan lagi, saya ingin menunjukkan ...
- Furthermore, we have to keep in mind...
Lebih lanjut, kita harus ingat ...
- Added to this, we have...
Ditambah dengan ini, kita memiliki ...

Purpose:

Cause and effect

(Sebab akibat)

Common signposts:

- Therefore
Oleh karena Itu
- Consequently
Akibatnya
- As a result
Hasilnya
- As/since
Sejak

Examples:

- Therefore, more attention is needed to...
Oleh karena itu, perhatian lebih diperlukan untuk
- Consequently, we were able to...
Akibatnya, kami mampu ...
- As a result, the problem has been reduced...
Hasilnya, masalah telah berkurang ...
- As/since roll-out was delayed, we now face...
Sejak peluncuran ditunda, sekarang kita menghadapi

Purpose:**Time/Sequence**

(Waktu / Urutan)

Common signposts:

- Previously/before
Sebelumnya / sebelum
- Subsequently/after
Selanjutnya / setelah
- Currently/presently
Saat ini / sekarang ini
- In parallel/simultaneously
Secara paralel / bersamaan

Examples:

- Previously/before, the situation was unclear.
Sebelumnya, situasinya tidak jelas.
- Subsequently/after, we decided to focus on...
Selanjutnya, kami memutuskan untuk fokus pada
- Currently/presently, the study is investigating...
Saat ini, penelitian ini meneliti ...
- In parallel/simultaneously, we carried out...
Secara paralel / bersamaan, kami melakukan ...

Purpose:

Give emphasis

(Memberikan penekanan)

Common signposts:

- In fact/actually
Bahkan / sebenarnya
- Indeed
Memang
- Not only... but also...
Tidak hanya ... tetapi juga ...

Examples:

- In fact/actually, this is not the main problem
Nyatanya/Sebenarnya, ini bukan masalah utama
- Indeed, we fully agree with...
Memang, kami sepenuhnya setuju dengan ...
- There are not only costs but also time issues to...
Tidak hanya biaya tetapi juga masalah waktu untuk ...

Purpose:

Give a reason

(Memberikan alasan)

Common signposts:

- Because (of)
Karena
- Due to
Karena
- Owing to
Karena

Examples:

- This was chosen because of our limits on...
Ini dipilih karena keterbatasan kami pada ...
- Due to the internal reorganization, we have...
Karena reorganisasi internal, kami memiliki ...
- Owing to the delays, we now require...
Karena penundaan, kita sekarang memerlukan ...

Purpose:

Offer an alternative

(Menawarkan sebuah pilihan)

Common signposts:

- Alternatively
Sebagai kemungkinan lain/Kalau tidak
- Conversely
Sebaliknya
- Instead
Malahan

Examples:

- Alternatively, we will solve the issue by ...
Kalau tidak, kita akan memecahkan masalah dengan ..
- Conversely, we could also consider ...
Sebaliknya, kita juga dapat mempertimbangkan ...
- Instead, it's also possible to ...
Sebaliknya, itu juga mungkin untuk ...

Speech Transitions from Introduction to discussion

(Transisi pidato dari pendahuluan ke pembahasan)

- Let's begin ...
Mari kita mulai ...
- To get started, let's examine ...
Untuk memulai, mari kita bahas ...
- Let's get started talking about ...
Mari kita mulai berbicara tentang ...
- Now that we've given an overview, let's start with ...
Sekarang kita telah diberi gambaran, mari kita mulai dengan ...
- First, I will discuss with you about
Pertama, saya akan membicarakan dengan Anda tentang
- To begin with, we must talk about...
Untuk memulainya, kita harus berbicara tentang ...
- First, I will be focusing on talking about.....
Pertama, saya akan fokus berbicara tentang

Speech Transitions from discussion to conclusion

(Transisi pidato dari pembahasan ke kesimpulan)

Two kinds of transition can be used to move from discussion to conclusion i.e. transitions for a short speech and for a longer speech.

A speaker may conclude his short speech with a single statement such as:

- In short ...
Pendeknya ...
- In summary ...
Singkatnya ...
- In conclusion ...
Kesimpulannya ...
- To wrap up the things...
Untuk menyimpulkan hal-hal tersebut ...
- To finalize ...
Untuk menutup ...
- To end ...
Untuk mengakhiri ...
- I'de like to conclude that ...
Saya ingin menyimpulkan bahwa ...
- In closing, let me say...
Sebagai penutup, saya katakan ...
- If I may conclude...
Jika saya simpulkan ...
- To finish up...
Sebagai penutup ...
- To close this off...
Untuk menutup uraian ini ...

Besides, a speaker may draw conclusion for his longer speech by including a review of the key points:

- Let's summarize the key points of this talk ...
Mari kita meringkas poin-poin penting pembicaraan ini ...
- Let's recap what we've covered today ...
Mari kita rekap apa yang telah kita bahas hari ini ...

- Finally, Let me conclude this talk by saying that...
Akhirnya, perkenankan saya menyimpulkan pembicaraan ini dengan mengatakan bahwa...
- Summarising what we just talked about...
Meringkas apa yang baru saja kita bicarakan ...
- In summary, this report found that
Singkatnya, laporan ini menemukan bahwa
- To summarize briefly what was just discussed...
Untuk meringkas apa yang baru saja dibahas ...
- It's time to bring this talk to a close. As you can see that
Sudah waktunya untuk mengakhiri pembicaraan in. sebagaimana yang telah anda ketahui bahwa

e. The conclusion

What were the main main points of your speech?

What do you want the audience to remember?

The conclusion of a speech is mainly drawn to summarize the main points that a speaker has already described in his speech. If at the beginning of a speech the speaker makes effort to grab the audience's attention, then at the end of the speech, the speaker is required to leave a lasting impression with his audience. Some important things need to consider in drawing the conclusion of a speech, among other things:

- Recapture the essence of the speech: the main points and the purpose of the speech. Never introduce new points or new supporting evidence because it will only confuse the audience.
- Paraphrase the main points and never repeat them directly from the speech's body. Paraphrasing enables the speaker to capture the essence of his speech and to prevent the speaker from repeating identical sentences that he has addressed a few minutes earlier.

- Share a quotation or anecdote which is appropriate to the topic, the occasion, as well as the audience.

When the speech ends, the speaker may use trigger phrases for drawing conclusion such as “in conclusion” or “in summary” which will signify to the audience that the speech is about to end and they are required to pay undivided attention to the speaker’s final statement. A good conclusion should not more than about 5-10% of the total speaking time. Drawing a conclusion shorter than 5% means the conclusion is too abrupt. On the other hand, drawing a conclusion more than 10%, will make the audience lose patience and interest. In example, if a speaker is speaking for 5 your conclusion would last no more than 30 seconds in length. Here are the following phrases that can be used to exemplify how to draw a conclusion in a speech. These examples are adapted from <http://www.best-speech-topics.com>.

“It’s time to bring this talk to a close. As you can see that, caffeine can have both positive and negative effects on our health. Nevertheless, the bottom line is that if you drink your coffee or sodas in moderation....”

“Sudah waktunya untuk mengakhiri pembicaraan ini. Seperti yang telah Anda ketahui bahwa, kafein memiliki efek positif dan negatif pada kesehatan kita. Namun demikian, intinya adalah bahwa jika Anda minum kopi atau soda secukupnya,”

“Let’s summarize the key points of this talk that Childhood obesity is on the rise, and clearly, everyone is at risk from the effects of this bad condition. This “unknown” problem in America needs attention. Our children are our future, so it is unacceptable to put them at risk for obesity and the health problems associated with being overweight. By carrying out healthy diets, exercise, and education,

the rapid increase in childhood obesity throughout the country can be ended”.

“Mari kita meringkas poin-poin penting pembicaraan ini bahwa Anak obesitas terus meningkat, dan jelas, semua orang berisiko pada dampak kondisi buruk ini. Masalah yang “tidak diketahui” di Amerika ini membutuhkan perhatian. Anak-anak kita adalah masa depan kita, sehingga tidak dapat diterima bila menempatkan mereka pada risiko obesitas dan masalah kesehatan yang berhubungan dengan kelebihan berat badan. Dengan melakukan diet sehat, olahraga, dan pendidikan, peningkatan pesat dalam obesitas di seluruh negeri dapat diakhiri “

“Finally, Let me conclude this talk by saying that the healing power of humor is wide-ranging in scope and situation. Though medically, the interesting healing powers of humor are still being studied by many scientists, humor clearly heals the spirit. Seeing the role of humor in our painful or emotional situations can free us from the chains of pain we have built around ourselves, helping us to recognize that life is more than anger or pain or sorrow, but live better and healthy with full of humor and sound of laughter. As a saying goes “A barrel of laughs a day keeps the doctor away.”

“Akhirnya, Perkenankanlah saya menyimpulkan pembicaraan ini dengan mengatakan bahwa Kekuatan penyembuhan humor sangat meluas dalam lingkup dan situasi. Meskipun secara medis, kekuatan penyembuhan humor yang menarik ini masih diteliti oleh banyak ilmuwan, humor jelas menyehatkan jiwa. Melihat peranan humor, dalam situasi emosional dan menyakitkan, dapat membebaskan kita dari rantai penderitaan yang telah kita membangun sekitar diri kita sendiri, membantu kita untuk menyadari bahwa hidup lebih dari sekedar kemarahan atau rasa sakit atau kesedihan, tetapi hiduplah lebih baik dan sehat dengan penuh humor dan suara tawa. Seperti kata pepatah “Satu tong gelak tawa dalam sehari membuat dokter pergi.”

After learning the way to conclude a speech, it is also essential to learn something that a speaker needs to avoid when drawing conclusions in a speech. The following explanation describes the things in detail.

Things to avoid in the Conclusion

(Hal-hal yang dihindari dalam kesimpulan)

1. Conclusion ending abruptly
Kesimpulan berakhir dengan tiba-tiba
 - “Well...that’s all I have to say.”
“Yah ... itu saja yang bisa saya katakan.”
 - “Well, I’d like to say more, but I think that’s enough for now.”
“Yah, masih banyak yang saya ingin katakan, tapi saya pikir sudah cukup untuk saat ini.”
 - “Oops! My time is up. I’d better stop now.”
“Oops! Waktu saya habis. Saya lebih baik berhenti sekarang.”
2. Conclusion ending with Hope
Kesimpulan berakhir dengan harapan
 - “I hope you now understand....”
“Saya harap, kalian saat ini mengerti”
 - “I hope you will”
“Saya harap kalian akan”
3. Conclusion with Introducing new points
Kesimpulan dengan Memperkenalkan poin baru

“In conclusion, you can see ...oh wait...I forgot to tell you about ..”
“Kesimpulannya, Anda dapat melihat ... oh tunggu ... Saya lupa untuk memberitahu Anda tentang ”

4. Conclusion with Apology

Kesimpulan dengan Permintaan Maaf

- “I guess I’ve rambled on long enough.”
 “Saya kira saya sudah mengoceh cukup lama.”
- “I don’t know if I’ve made this clear.”
 “Saya tidak tahu apakah saya sudah membuat ini jelas.”
- “I’m so nervous, I’m still shaking!”
 “Saya sangat gugup, saya masih gemetar!”
- “I’m sorry for my mistakes during the talk”
 “Saya minta maaf atas kesalahan selama pembicaraan saya”

f. Ending of a speech

After going through all steps of delivering a speech starting from addressing the audience to telling them the conclusion of the speech, it’s the time to end it. As a speaker makes effort to attract his audience’s attention at the beginning of his speech, the same thing should be done at the end of his speech that is to leave the audience with a memorable ending. With regard to ending a speech, a speaker can choose one of these two ways i.e. to end a speech with platitude (mundane ending) or to end a speech with attitude.

Ending a speech with platitude

(Mengakhiri sebuah pidato dengan basa-basi)

A speaker who ends his speech with platitude simply says “thank you” at the end of his speech. This kind of speaker is of the opinion that nothing else needs to be said after all and there is no need to add much else. The speaker has addressed and greeted his audience, encouraged them with an attention grabber, told them the problem/purpose, described the main ideas, concluded the main point, shown how the ideas fit together when describing his speech. In short, he has provided everything about his speech. So,

what more needs to be said? No more Just say “thank you” to the audience. Jeff,P (2009) names this kind of ending as a mundane ending (Akhir yang biasa) or a perfunctory ending (Akhir yang acuh tak acuh). Here are some examples about this ending with platitude.

- I am proud of your trust, Catsville, and I will justify it to the best of my competence and knowledge. **Thank you.**
*Saya bangga atas kepercayaan anda, Catsville, dan saya akan membenarkannya sejauh kemampuan dan pengetahuan saya. **Terima kasih.***
- **Thank you so much to** the class of 2008, and congratulations on your graduation. **Thank you everybody.**
Terima kasih banyak untuk** angkatan 2008, dan selamat atas kelulusan Anda. **Terima kasih semua.
- Here I am, truly honored and just completely excited by what you all are going to achieve in your future success. **Thank you.**
*Di sini saya, sungguh merasa terhormat dan merasa senang sekali dengan apa yang Anda semua akan dapatkan di keberhasilan kalian yang akan datang. **Terima kasih.***
- **Thank you all for** being with us, joining us, and supporting our beginnings. **Thank you all!**
Terima kasih semua atas** keberadaanya bersama kami, bergabung dengan kami, dan mendukung permulaan kami. **Terima kasih semua!
- Madam Chair, **thankyou for** the opportunity to address the conference today, and **thankyou ladies and gentleman for your kind attention.**
*Ibu Ketua, **terima kasih atas** kesempatan untuk berbicara pada konferensi hari ini, dan **terima kasih hadirin sekalian atas perhatian Anda.***

Ending a speech with attitude **(Mengakhiri sebuah pidato dengan sikap)**

A speaker who ends his speech with attitude is the one who thinks that the close is his final opportunity to accomplish his goal to leave the audience with something memorable and convincing, to inspire the audience, to motivate an action, to inform a community, and to change their opinion. Phillips, B. (2012) calls this kind of speech ending as a powerful close. Some experts of public speaking propose different techniques to end a speech. Peter Jeff (2009) for example, claims that there are 12 great ways to close a speech. Besides, Brad Phillips (2012) proposes 5 ways. However, the different techniques have similarities in purpose that is to end a speech with an attitude. Therefore, the techniques of a speech close proposed here are the affiliation between Jeff and Phillips' techniques. The affiliation is done by taking into account two things i.e. **Simplicity and Affordability**. Simplicity refers to easy to understand. Affordability refers to easy to do. In short, the techniques proposed here should be easy to understand and easy to do.

1. The Challenging Close

One type of memorable endings, which can be applied in closing speech, is to give a challenging closing at the end of a speech. It is aimed at emphasizing the importance of taking an action after listening to a speech. Therefore, this kind of close is not only able to motivate and inspire an audience to do something out of the ordinary, but also to convince the audience to take what they have learnt from the speaker and apply it in their lives. Here is the example of closing a speech with a challenging end:

Fellow students,

“You need to prove that you really care about your success in the future. Ask your self now what you have for it. Do you have knowledge? Do you have skills? If the answer to the questions is no. You must study hard now. Studying hard will bring knowledge and skills to your life that will be the stairs you need to take you to the future success. The problem now is: Can you study hard? This question is challenging you. Answer the question honestly from the bottom of your heart because the heart says, the mind instructs and the body acts. Think about it”.

Rekan mahasiswa sekalian,

“Kalian perlu membuktikan bahwa kalian benar-benar peduli tentang kesuksesan kalian di masa datang. Tanya diri kalian sekarang apa yang kalian miliki untuk itu. Apakah Anda memiliki pengetahuan? Apakah kalian memiliki keterampilan? Jika jawaban untuk pertanyaan-pertanyaan itu adalah tidak. Maka, sekarang kalian harus belajar keras. Belajar keras akan membawa pengetahuan dan keterampilan ke dalam hidup kalian yang akan menjadi tangga yang kalian butuhkan untuk membawa kalian menuju kesuksesan masa depan. Masalahnya sekarang adalah: Dapatkah kalian belajar keras? Pertanyaan ini menantang anda. Jawablah pertanyaan itu dengan jujur dari lubuk hati kalian karena hati mengatakan pikiran memerintahkan dan tubuh bertindak. Pikirkanlah”.

2. The Invitation Close

Another powerful close for a speech is the invitation close. This type of close is aimed at requesting an audience’s participation to join in doing something. A very typical phrase used for expressing an invitation in a speech is **Let’s** to indicate that the speaker attempts to get his audience’ participation at an event.

Ladies and gentlemen,

“The upcoming election is the beginning of a new history for our nation. The success of our country’s development is determined by the success of our elections. Electoral success is largely determined by the national security and stability. Therefore, to the success of this year’s elections, let us hand in hand in maintaining security and stability in the country so that the election process can run properly. If it was not we who keep it, who will?”

Hadirin sekalian,

“Pemilu mendatang adalah awal sejarah baru bagi bangsa kita. keberhasilan pembangunan bangsa sangat ditentukan oleh keberhasilan pemilu kita. keberhasilan pemilu sangat ditentukan oleh keamanan dan stabilitas nasional. Oleh karena itu. untuk menyukseskan pemilu tahun ini, mari kita saling bahu mambahu menjaga keamanan dan stabilitas dalam negeri sehingga pemilu dapat berjalan dengan baik. kalau bukan kita yang menjaganya, siapa lagi?”

3. The Quotation Close

Another good way to close a speech is with a quote. Stating a quote at the end of a speech will be compelling and leave a lasting impact on the heart and the mind of an audience. One thing to keep in mind about using a quote is that the quote must reinforce the points of a speech and easy to understand so that the essence of the quote can infiltrate in the heart and the mind of the audience to always remember. Here is the example of ending a speech with a quotation:

My fellow students,

“It does not matter what is your position in the society and how many regalia do you have. The most important is to be someone who brings quality and benefits to society, who contributes his efforts, skills and knowledge to improve one’s life and

the lives of other people. Finally, I want to mention the words of famous scientist Albert Einstein, who said, “Try not to become a man of success but a man of value”. Think about it”.

Rekan siswa sekalian,

“Tidak peduli apa posisi Anda di masyarakat dan berapa banyak tanda penghargaan yang Anda miliki. Yang paling penting adalah untuk menjadi seseorang yang memberi manfaat dan kualitas kepada masyarakat, yang menyumbangkan usahanya, keterampilan dan pengetahuan untuk meningkatkan kehidupan seseorang dan kehidupan orang lain. Akhirnya, saya ingin menyebutkan kata-kata ilmuwan terkenal Albert Einstein, yang mengatakan, “Cobalah untuk tidak menjadi orang yang sukses, tetapi jadilah orang yang manfaat”. Rnungkanlah”.

4. The Repetitive Close

The Repetitive close refers to an act of ending a speech by repeating the same words or phrases a few times to make an idea clearer and to emphasize its significance so that the audience will be more attracted on the speaker’s side. The repetitive close helps the message of a speech will be more embedded in the minds of the audience. The following example can illustrate how to use the repetitive close to end a speech.

“And so what we have been saying is that life is an adventure, dare it. A duty, perform it. An opportunity, take it. A journey, complete it. A promise, fulfill it. A puzzle, solve it. A goal, achieve it. “

“Jadi apa yang telah kita bicarakan adalah bahwa hidup adalah: sebuah petualangan, jalanilah. Sebuah tugas, kerjakanlah. Sebuah kesempatan, raihlah . Sebuah perjalanan, selesaikanlah, Sebuah janji, tunaikanlah. Sebuah teka-teki, pecahkanlah. Sebuah sasaran , capailah”

5. The Sing-Song Close

This kind of close involves an audience to end a speech, in which a speaker asks the audience to repeat a certain phrase a few times in as he wants to end his speech. For example, the phrase in a speech is: “Together, we can make it.” The speaker must repeat the phrase over and over again during his speech to embed it in the minds of his audience. Then just before the speaker ends, he says:

“I know that this problem is not a simple thing. I know that none of us can solve this alone, but I really know that Together (pause) we can (pause while influencing the audience to complete the phrase by waving one of his hand until the audience responds.)

“Saya tahu bahwa masalah ini bukan hal yang sederhana. Saya tahu bahwa tidak satupun dari kita bisa menyelesaikan masalah ini sendiri, tapi saya benar-benar tahu bahwa Bersama (jeda) kita bisa (jeda sementara sambil mempengaruhi penonton untuk menyelesaikan kalimat itu dengan melambatkan satu tangannya hingga penonton merespon)”

SPEECH SAMPLE USING THE BASIC STRUCTURES OF SPEECH

Purpose: To inspire the graduates to embrace change and challenge

1. Addressing

Principal Johnson, Honored Guests, Families and Fellow Graduates.

2. Greeting

Good morning everyone,

Let me congratulate you, my fellow graduates in class of 2014. Congratulations everyone, Congratulations!!

3. Attention grabber

Someone once said “the only constant in our lives is change”. What a great statement that is and how relevant it is to all of us today.

4. Introduction

Stating the topic:

I am here today to talk about change and challenge as the worthy ways to reach our success.

Reason to listen:

It is important to realize that our graduation today is a result of a change and the change is a result of facing challenges. Today is a change in our life that comes after facing so many challenges before. Moving home, studying hard at an advanced level and managing our budgets are the challenges.

Let's begin this talk by looking back over the past few years,

5. Discussion

Main idea 1:

We really have undergone a high level of change, both personally and in our education. Perhaps much more change than we give ourselves credit for.

Supporting information:

- We have grown physically and become accustomed to being young adults.
- We have tackled ever more difficult educational challenges as the curriculum has changed each year.
- As a group we have changed. We have worked out how to support each other, socialize, work as a team and accept our differences - the fact we would all dress in pink and raise money for the cancer research charity is a testament to how far we have come.
- We have helped others integrate into the school after their transfer here. I came all the way from Scotland and quickly came to feel part of the class. I was able to ask other class members for help as I coped with the change of education system, environment and even spelling

Main idea 2:

Furthermore, there are so many changes that we have faced that one of the greatest lessons for the future is to know that we can cope. Not just that we can also seek help from our peers - we are not alone.

Supporting information:

Today, our Graduation Day, is a day of change. We leave school today and tomorrow that familiar institution where we all get together is no longer part of our lives. Of course we will cope with this change, and tonight our celebrations will go a long way to helping us say goodbye properly.

Tomorrow we can look forward to the next set of changes. Life does not offer us a smooth path. Ahead will be tough times, regrets and failures as well as success, reward and happiness. All of it is part of a real life. However we should be able to cope with it all.

For those times when it seems a bit too much I hope we seek help from our Class as well as families and our new friends.

6. Conclusion

In conclusion, I say that I agree to say: change is the only constant thing in our lives. And certainly, only Positive change can bring success in your life.

7. Ending

Of course in any journey through life there are those who are there for you. On behalf of the Class let me thank our parents and families. We love you! Also a big thanks to the teaching staff, Principal and support team for everything they have done for us. Thank you
Adapted from:<http://www.graduation-invitations-graduation-party.com>

5. Practice for Making a Speech Outline and Script

After learning the basic structures of a speech, it's now the time to put it into practice: how to develop a speech outline, a speech script, and assess a speech content using the following procedures:

1. Select one situation among the 40 given situations
2. Formulate a topic based on the situation you choose
3. Develop the topic into a speech outline by filling in the table of speech outline
4. Write a speech script on the basis of the information that has been provided in the table
5. Deliver a speech using the topic you have developed in front of a group of students (at least five students in one group)
6. Give the students questionnaire (**available in appendices**) as an Instrument to Assess your Speech Content during Public Speaking

7. Use scores that you gain from the results of the questionnaire to find out your speech level.
8. Write all your scores in score sheet report as available in appendices

Here is a list of 40 situations that students may choose as a speech's topic to prepare a talk for a public speaking. These situations are open choice, personal experience, opinion types which are adapted from: <http://jasonrenshaw.typepad.com>

40 SITUATIONS FOR PUBLIC SPEAKING TOPICS

1. Who is your best friend? Describe this person and say why he/she is your best friend.
(Siapa teman terbaik Anda? Jelaskan orang ini dan katakan mengapa dia adalah teman terbaik Anda).
2. What is your favorite place to visit on weekends? Describe it and explain why it is your favorite place to go.
(Apa tempat favorit yang anda kunjungi di akhir pekan? Jelaskan tempat tersebut dan menjelaskan mengapa tempat itu menjadi tempat favorit anda untuk dikunjungi).
3. What is your happiest childhood memory? Describe it and give reasons to explain why it is your happiest memory.
(Apa kenangan paling bahagia di masa kecil Anda? Jelaskan dan berikan alasan untuk menjelaskan mengapa itu menjadi kenangan paling bahagia Anda).
4. What is your most important possession? Describe it and say why it is so important.
(Apa milik Anda yang paling penting? Jelaskan dan katakan mengapa itu sangat penting).
5. Talk about a person in your life who has inspired you. Describe the person and explain why you found him/her inspirational.
(Berbicara tentang seseorang dalam hidup Anda yang telah menginspirasi Anda. Gambarkan orang tersebut dan jelaskan mengapa Anda menganggap dia inspirasional).
6. Where do most like to go to eat out? Describe this place and say why you like it most.
(Kemana anda paling ingin pergi untuk makan? Gambarkan tempat tersebut dan katakan mengapa Anda sangat menyukai tempat itu).

7. Talk about an important national holiday in your home country. Describe it and explain why it is important.
(Berbicara tentang hari libur nasional yang penting di negara asal Anda. Jelaskan hari libur nasional itu dan jelaskan mengapa hari libur tersebut penting).
8. What is your favorite book or movie? Describe it and say why it is your favorite.
(Apa buku atau film favorit anda? Jelaskan dan katakan mengapa buku atau film tersebut menjadi favorit anda).
9. Who do you feel close to in your family? Describe this person and say why you feel close to him/her.
(Siapa yang menurut anda dekat dengan anda di dalam keluarga? Jelaskan tentang orang ini dan katakan mengapa anda merasa dekat dengannya).
10. Where is a good place to have fun in your city or town? Describe this place and explain why it is fun.
(Dimana tempat yang baik untuk bersenang-senang di kota Anda? Gambarkan tempat ini dan jelaskan mengapa tempat itu menyenangkan).
11. Talk about an experience in your life that made you feel embarrassed. Describe it and say why it was embarrassing.
(Berbicara tentang pengalaman dalam hidup anda yang membuat anda merasa malu. Jelaskan dan Katakan mengapa hal itu memalukan bagi anda).
12. What was your favorite subject at campus? Describe it and explain why this subject was your favorite one.
(Apa mata kuliah favorit Anda di kampus? Gambarkan mata kuliah tersebut dan jelaskan mengapa mata kuliah tersebut menjadi favorit anda).

13. Who is an important person in your country? Describe this person and explain why he/she is important.
(Siapakah orang penting di negara Anda? Gambarkan tentang orang ini dan jelaskan mengapa dia dianggap penting).
14. Talk about an interesting tourist attraction you have been to. Describe it and say why it was interesting.
(Berbicara tentang objek wisata menarik yang telah Anda kunjungi. Jelaskan objek wisata tersebut dan katakan mengapa objek wisata itu menarik bagi anda).
15. Talk about a time when you experienced success. Describe the experience and say why it was a success for you.
(Berbicara tentang pengalaman ketika Anda merasakan keberhasilan. Gambarkan pengalaman itu dan katakan mengapa itu menjadi keberhasilan bagi anda).
16. What is your favorite style of clothing? Describe it and explain why it is your favorite.
(Apa gaya pakaian favorit anda? Jelaskan pakaian tersebut dan katakan mengapa pakaian itu menjadi favorit anda).
17. Name a person whom you truly admire. Describe the person and say why you admire him/her.
(Sebutkan orang yang anda sangat kagumi. Gambarkan orang tersebut dan katakan mengapa anda mengaguminya).
18. Think of a place that makes you feel relaxed and peaceful. Describe it and explain why it is relaxing and peaceful for you.
(Pikirkan tentang tempat yang membuat Anda merasa santai dan damai. Jelaskan dan katakan mengapa tempat itu menjadi tempat yang santai dan damai bagi anda).
19. Talk about a difficulty you have overcome in your life. Describe the experience and say why it was difficult to overcome.

(Berbicara tentang kesulitan yang telah anda atasi dalam hidup anda. Gambarkan pengalaman itu dan katakan mengapa hal itu anda anggap sulit untuk diatasi).

20. What is your most useful study aid? Describe it and explain why it is useful in helping you to study.

(Apa alat bantu belajar yang paling berguna bagi anda? Jelaskan dan katakan mengapa alat tersebut berguna dalam membantu Anda belajar).

21. Talk about a lecturer who had a positive influence on you. Describe this person and explain why he/she was so influential to you.

(Berbicara tentang dosen yang memiliki pengaruh positif pada anda. Jelaskan orang ini dan menjelaskan mengapa dia sangat berpengaruh bagi anda).

22. Where is your favorite place to study? Describe this place and say why it is a good place for you to study.

(Dimana tempat favorit Anda untuk belajar? Gambarkan tempat ini dan katakan mengapa tempat itu menjadi tempat yang baik bagi Anda untuk belajar).

23. Talk about a positive experience with learning or using English. Describe the experience and say why it was a positive one.

(Berbicara tentang pengalaman positif dalam belajar atau menggunakan bahasa Inggris. Gambarkan pengalaman tersebut dan katakan mengapa hal itu anda anggap sebagai pengalaman positif).

24. What is your favorite kind of food? Describe it and explain why it is your favorite.

(Apa jenis makanan favorit Anda? Jelaskan dan katakan mengapa makanan itu menjadi favorit Anda).

25. Name a famous or influential figure who has inspired you. Describe this person and say why he/she has been inspirational to you.
(Sebutkan seorang tokoh terkenal atau berpengaruh yang telah menginspirasi anda. Jelaskan orang ini dan katakan mengapa dia menjadi inspirasi bagi anda).
26. Which place has fond memories for you? Describe this place and explain why it is memorable to you.
(Tempat apa yang memiliki kenangan indah bagi Anda? Gambarkan tempat ini dan jelaskan mengapa tempat itu mengesankan bagi Anda).
27. When have you been happily surprised by something? Describe the experience and say why the surprise was a happy one for you.
(Kapan anda merasa terkejut oleh sesuatu dengan bahagia? Gambarkan pengalaman itu dan katakan mengapa kejutan membahagiakan bagi anda).
28. Describe a resource that helped you to do something better than before. Describe it and explain why it was helpful to you.
(Jelaskan sumber daya yang membantu Anda untuk melakukan sesuatu yang lebih baik dari sebelumnya. Jelaskan dan katakan mengapa hal itu membantu anda).
29. Describe a person from your country's history. Why do you think this person was important?
(Jelaskan seseorang dari sejarah negara Anda. Mengapa Anda berpikir orang ini penting?)
30. Where would you like to go to spend a vacation? Describe this place and say why you would like to holiday there.

- (Kemana Anda ingin pergi untuk menghabiskan liburan? Gambarkan tempat ini dan katakan mengapa Anda ingin liburan di sana).*
31. Talk about something you and your family enjoy doing together. Describe it and explain why you all enjoy it.
(Berbicara tentang sesuatu yang Anda dan keluarga Anda suka lakukan bersama-sama. Jelaskan dan katakan mengapa kalian semua menikmati hal itu).
32. What is your favorite recreational activity? Describe it and say why you enjoy doing it.
(Apa kegiatan rekreasi favorit anda? Jelaskan dan katakan mengapa anda senang melakukannya).
33. Who is the most intelligent person you know? Describe the person and say why you think he/she is intelligent.
(Siapakah orang yang paling cerdas yang Anda tahu? Gambarkan orang tersebut dan katakan mengapa Anda pikir dia cerdas).
34. Where would you most like to live? Describe this place and explain why you would like to live there.
(Dimana Anda sangat ingin tinggal? Gambarkan tempat ini dan jelaskan mengapa Anda ingin tinggal di sana).
35. What is your favorite season of the year? Describe the season and explain why you like it so much.
(Apa musim favorit Anda tahun ini? Jelaskan musim tersebut dan katakan mengapa Anda begitu menyukainya).
36. What custom from your home country are you most fond of? Describe the custom and explain why you are fond of it.
(Apa kebiasaan dari negara asal Anda yang paling Anda suka? Jelaskan kebiasaan tersebut dan katakan mengapa Anda menyukai hal itu).

37. Which person are you most likely to go to if you have a personal problem? Describe this person and say why you would go to him/her
(Siapa yang paling mungkin Anda ajak untuk pergi ketika anda mempunyai masalah pribadi? Jelaskan orang ini dan katakan mengapa Anda ingin pergi dengan dia).
38. Name a place in your country you would recommend others to visit. Describe this place and explain why you would recommend it.
(Sebutkan tempat di negara Anda yang akan anda rekomendasikan pada orang lain untuk dikunjungi. Gambarkan tempat ini dan jelaskan mengapa anda akan merekomendasikan tempat ini).
39. Talk about an event from the past that you would like to relive. Describe the event and say why you would like to relive it.
(Berbicara tentang suatu peristiwa masa lalu yang ingin anda hiduppkan kembali. Gambarkan kejadian tersebut dan katakan mengapa anda ingin menghiduppkan kembali peristiwa itu).
40. What is your favorite way of getting around? Describe it and explain why it is your favorite means of transportation.
(Apa transportasi favorit Anda untuk berjalan-jalan? Jelaskan dan katakan mengapa sarana transportasi tersebut menjadi favorit anda).

6. Speech Delivery Techniques

Another important thing to learn after learning the basic structures of a good speech is to learn how to deliver the speech. In the context of public speaking, delivery refers to the presentation of a speech that a speaker has organized, outlined, and practiced. When a speaker is speaking in public, he will communicate his messages in two ways. The first is to communicate messages explicitly through the meaning of words, sentences he says during his speech which is known as verbal communication. The second is to communicate all intended messages implicitly through non verbal behavior such as facial expressions, tone and pitch of the voice, gestures conveyed through body language etc. The meaning expression through non verbal behavior is called non verbal communication. However, this section specifically deals with a way of delivering speech by using special knowledge of non verbal communication. In making a speech, a speaker is also required to do his interpersonal communication non-verbally because non-verbal communication can give a great impact on the listener and the outcome of his speech. According to Rowe (2014), when delivering a speech, a speaker's body movements tell almost as much about him as his actual speech in which his eye contact, body orientation, posture, facial expressions and gestures play into how an audience perceives his message. Rowe (2014) then illustrates the importance of non verbal communication in a speech through the following situation:

“You’ve been waiting a very long time for this day to come. It’s Monday, and you are going to listen to a speech about ‘Why People Should Not Wear Skinny Jeans.’ You anxiously await the speaker’s arrival. And does he ever arrive! With the accompaniment of a loud drum beat, the speaker arrives and rushes the stage with a great big smile, bows down to salute and gives the audience high-fives

and waves, points randomly at certain individuals and even gives a thumbs-up to others. But most importantly, he looks directly into your eyes and winks! Wow, it's as if he knew each and every person in the audience”.

“Anda sudah lama menunggu hari ini tiba. Ini adalah hari Senin, dan Anda akan mendengarkan sebuah pidato tentang “Mengapa Orang Tidak Seharusnya Memakai Jeans Ketat” . Anda cemas menunggu kedatangan pembicara. Dan apakah dia akan tiba! Dengan diiringi suara tabuhan dram yang keras, pembicara tiba dan bergegas ke panggung dengan senyuman lebar, membungkuk untuk memberi hormat dan memberikan penonton lambaian tangan, menunjuk secara acak pada orang tertentu dan bahkan memberikan acungan jempol kepada orang lain. Tapi yang paling penting, dia melihat langsung ke mata Anda dan mengedipkan mata! Wow, seolah-olah ia mengenal setiap orang di antara penonton”.

That is the power of nonverbal communication. Its use really gives a different meaning in the hearts of the audience. It is a message sent to the audience without words. Rushing to the stage, a dazzling smile, the high-fives and waves really make the audience feel very special. This way of communication is truly effective to connect a speaker with an audience without ever saying a word. Non verbal communication in speech delivery is also known as paralinguistic used by speakers to convey meaning not just in what they say but in the way they say it. Forms of paralinguistic can include voice control, posture, gesture and eye contact. This section not only discusses the elements of paralinguistic, but also provides opportunity to the students exercises which focus on eye contact, voice control, gesture and posture, which are of course, vital in all areas of speaking, not only in speech. The exercises are adapted from Keaney's (2007) paralinguistic exercises for public speaking.

a. Eye contact

Eye contact can be viewed as one way that a speaker needs to do to build connection with an audience. Dictionary.com defines eye contact as a meeting of the eyes of two persons, regarded as a meaningful nonverbal form of communication. Making eye contact is not only about staring into the other's eyes but is also about communicating something beyond the sentences that a speaker is saying. Eye contact can reflect many meanings. It can be used to show that a person is defiant or angry. It can indicate curiosity when seeing something unusual about a person. It can show affection when looking at someone in love with. It can reflect attention in conversations. However, as a speaker is making eye contact with his audience in a speech, this reflects three things i.e.

- The speaker's interest in his audience. When the speaker makes eye contact, he is connecting to his audience. It helps to establish good relationship with the audience. The audience will feel that the speaker is really communicating with them when a speaker is making eye contact during his speech. The best advice to develop eye contact skill is ***"forget yourself, develop your interest and see the beauty of your audience."***
- The speaker's respect towards his audience. Making eye contact when speaking in public means to send a message of appreciation towards other people in an audience. Besides, it will make them feel very special and very important.
- The speaker's effort to gain an understanding of his audience. Just by making eye contact, a speaker is able to get an understanding about his audiences' feeling on his speech. Having an understanding about an audience's feeling will enable a speaker to give immediate responses after knowing whether his audiences are listening or not, interested or not, bored or not,

worried or not, excited or not. Then, the speaker can respond to the audience's feeling by modifying and improving the way of making his speech immediately in accordance with the condition at the time. According to Mitchell (2009), giving immediate response towards an audience's feeling will make them know that a speaker has genuinely connected with them and that he cares about their reaction.

Therefore, making eye contact with the audience gives them a sense of being involved and being respected. Nevertheless, a speaker has to make sure that he shares eye contact evenly with all members in a small audience and all areas in a large audience in order to reach the entire audience. With regard to this, Burke, C (2014) suggested that sharing the eye contact can be undergone in an irregular and unpredictable "Z" formation by looking at one person for three to five seconds and then moving across the room and settling on another face.

b. Voice control

Voice control in this part refers to an act of directing voice in terms of clarity (bad or good articulation), pace (slow or fast), pitch (low or high) and volume of voice (soft or loud) when making a speech. With voice control a speaker is allowed to manage his voice to speak slower or faster, to speak lower or higher, and to speak softer or louder used to deliver meanings in a speech. For the reason, voice control is considered like a musical instrument played to accompany the lyrics. When it is properly played, it will be able to amaze and enchant audiences.

- Clarity

People have different habit of speaking. Some people tend to speak through clenched teeth and the lips opened slightly. Such kind of speaking habit kind is not able to make the

mouth open perfectly, that makes inability to articulate words correctly and clearly. Consequently, the speech becomes unclear that the audiences find it difficult to understand what is being said due to the poor articulation. Therefore, it is very important that a speaker have good articulation in order to make the messages sent by the speaker understood clearly and correctly.

Pace

Pace refers to the rate of speed when speaking. This case also needs to be taken into account when making a speech in front of an audience. The pace of speaking can greatly affect the comprehension quality of an audience. A speaker must be able to know when to decide to speak fast and when to decide to speak slowly. If a speech is delivered too fast, the audience will not have time to process what is being said. If speech is delivered too slowly, the audience will easily get lethargic and bored since it is considered time consuming and too long. Hence, it is a good idea to vary the pace of speaking in public. It occasionally needs quickening up and sometimes needs slowing down. The decision to speak faster is good when the speaker intends to convince his audience that he is a credible and knowledgeable speaker. Boyd, S (2003) said that speakers who deliver at a rate of 190 words per minute are fast speakers and more likely to be seen as credible, objective, knowledgeable, and persuasive people. In addition, the decision to speak slowly is good if a speaker is speaking to an audience for which English is a second language.

Pitch

Pitch is a sound vibration occurs when someone speaks in which the sound vibration forms either a high-pitched or a low-

pitched tone. When speaking in public, a speaker uses pitch in the form of intonations to communicate different meanings. Some speakers use it to emphasis, to convey surprise or irony, or to pose a question. In <https://www.boundless.com>, it is found that there are four types of pitch changes a speaker can make, as follows:

- Rising Intonation means the pitch of the voice rises over time [↗]; it is commonly used to express declarative sentences.
- Falling Intonation means that the pitch falls with time [↘]; it is commonly used to indicate the end of a statement or to address questions.
- Dipping Intonation falls and then rises [↘↗]; it is commonly used to indicate an unfinished statement.
- Peaking Intonation rises and then falls [↗↘]. It is commonly used to indicate an emphasis.

In dripping or peaking intonation, pause is normally used as a transition to move from falling to rising or from rising to falling. Pause means silence for a few seconds. It is very helpful to highlight the preceding statement or to gain attention before an important message.

Volume

Volume here deals with an act of raising or lowering the sound of a voice when transferring information to an audience in a speech. Dlugan (2013) is the opinion that volume is not only about how to make the audience can comfortably hear a speaker, but also about how to maximize the effectiveness of making a speech. For the reason, he suggests that a speaker must vary his volume strategically in order to be effective in making the speech. Here are the strategies:

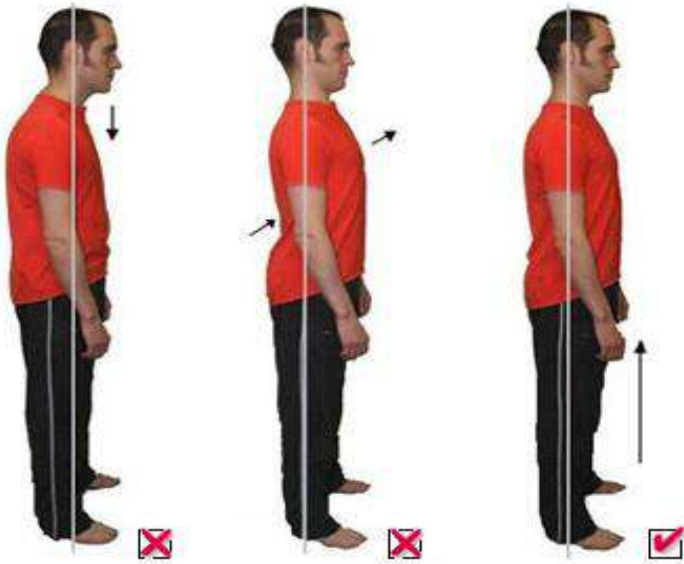
- **Vary your volume.** Speaking for any length of time at the same volume (whether loud or soft) puts people to sleep. Just as gestures and body movement create visual interest, varying your volume creates vocal interest.
- **Emphasize target words or phrases** by speaking louder or softer (as appropriate).
- **Mirror emotional content** with volume changes. For example, when sharing a sad story, your volume should naturally drop. Conversely, when sharing a story which has action or surprise, your volume should increase, building to a climax.
- **Finish sentences strong.** Tailing off at the end of sentences is a common mistake made by speakers, often caused by looking back down at notes. The result? Your audience may miss the last word or two at the end of sentences, thus weakening your impact.
- **Start loud.** It's not a strict rule, but generally a good idea to open a notch louder than average. It grabs attention and demonstrates enthusiasm.
- **Finish loud.** Also not a rule, but speaking louder helps create a rousing, confident finish. This is especially true in a persuasive or motivational speech.

c. Posture

Posture here is defined as the act of positioning the body when making a speech. It is important for a speaker to have correct posture since it can make the speaker look more professional. Besides, it can ultimately take the speaker to gain more confidence and a better performance when speaking in public. In 2011, an article entitled “Correct Posture for Public Speaking” was posted at <http://www.parischiro.com>. The article provides some ideas about correct posture for public speaking. They are:

- **Keeping your shoulders remain upright, not slumped forward**
(Menjaga bahu Anda ke tetap tegak, tidak merosot ke depan)
- **Keeping the core of your body**
(Menjaga inti tubuh Anda seimbang)
- **Strengthening your feet flat on the ground about shoulder width**
(Mantapkan kaki Anda rata di tanah selebar bahu)
- **Making sure your chest slightly raised**
(Pastikan dada Anda sedikit terangkat)
- **Holding the position of your chin slightly up – don't need to look at the ceiling, and avoid putting your head down.**
(Tahan posisi dagu anda sedikit ke atas - tidak perlu melihat langit-langit, dan hindari menunduk).

According to Hankel, I (2015), good posture conveys strength and can positively influence how a speaker's message is received. A good posture in making a speech can be illustrated in the following picture



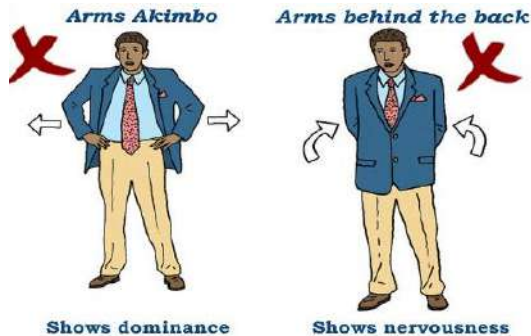
Source: <http://www.isaiahhankel.com>

As for some speakers, correct posture perhaps will not occur naturally, but it can be built through regular practices before making a speech in real situation. Aside from the importance of recognizing the forms of correct posture, it is also important to avoid some inappropriate postures commonly shown by some speakers when they are speaking in public such as:

- Standing with your hands behind your back or, worse, with your arms crossed in front of your chest or with arms akimbo (*Berdiri dengan tangan di belakang Anda atau lebih buruk lagi, dengan lengan disilangkan di depan dada Anda atau bertolak pinggang*)
- Slouching even slightly (*Membungkuk meskipun sedikit*)

- Lowering your head (even if you don't have your speech memorized, don't keep your head bent, reading off note cards the whole time)

(Menundukkan kepala Anda (Meskipun jika Anda belum menghafal pidato Anda, jangan terus menundukkan kepala Anda, membaca dari kartu catatan sepanjang waktu).



Source: <http://blog.anuraggarwal.com>

d. Gesture

People's daily lives will never be apart from oral communication and oral communication will never be apart from gestures. According to Bauman (2013), a gesture is a movement of the hand, arm, body, head, or face that is expressive of an idea, opinion, or emotion. People constantly make gestures when they speak in conversations, discussions, debates etc and the gestures are commonly used unconsciously. Mehrabian (1981) suggests that 55% of message impact comes from body language, 38% from tone of voice and only 7% from words. Therefore, when standing on stage in front of a large group of people, it is essential to plan and decide carefully consciously on gestures that a speaker will use to beatify his speaking skills. An article about gestures which is available at www.

toastmasters.org (2011) classified the functions of gestures in public speaking such as:

- To clarify words.
Gestures strengthen the audience's understanding of your verbal message.
- To dramatize ideas.
Together with what you say, gestures help paint vivid pictures in your listeners' minds.
- To emphasize the spoken words.
Gestures convey your feelings and attitudes more clearly than what you say.
- To dissipate nervousness and tension.
Purposeful gestures are a good outlet for the nervous energy inherent in a speaking situation.
- To visualize words.
Gestures enhance audience attentiveness and retention.
- To stimulate audience participation.
Gestures help you indicate the response you seek from your listeners.

Here are the examples of common and classic gestures that public speakers commonly utilize (Bauman 2013) such as:

- raising one hand, curving the fingers down and placing the index finger against the thumb.
(Mengangkat satu tangan, jari-jari melengkung ke bawah dan merapatkan jari telunjuk pada jempol)
- lifting both hands outwards with the palms up
(Mengangkat kedua tangan ke arah luar dengan telapak tangan terbuka)
- raising the arm and one outstretched finger into the air
(Naikkan lengan dan satu jari terentang ke udara)

- clenching of one or both fists
(*Kepalkan satu atau kedua tangan*)
- one or two hands placed on the hip
(*Satu atau dua tangan diletakkan di pinggul*)

The gestures above are just the examples. More notably, there is no specific rule of using gestures for what type work and what don't. The best kind of gesture is one that fits to the topic and the occasion, more importantly facilitates the speaker to convey his ideas effectively, and true to the moment. , or how much or little use gestures. In using gestures, it is not a good idea to use or repeat the same gesture over and over. It is better to expand the selection of gestures. In order to implement natural gestures in making public speech, it helps to practice the gestures in front of a camera or mirror to see and fix gestures that might not be suitable to use.

Besides, to increase the knowledge of gestures, it is also important to recognize some kind of gestures commonly used by different speakers from different cultures among other things.

- Beckon with index finger.
(*Mengisyaratkan dengan jari telunjuk*).
- Point at something in the room using index finger.
(*Tunjuk sesuatu di ruangan menggunakan jari telunjuk*).
- Make a “V” sign.
(*Membuat “V” tanda*).
- Smile and blink one eye
(*Senyum dan kedipkan satu mata*)
- Sit with sole of feet or shoe showing.
(*Duduk dengan telapak kaki atau sepatu menunjukkan*).
- Form a circle with fingers to indicate “O.K.”
(*Bentuk lingkaran dengan jari-jari untuk menunjukkan “OK”*).

- Pat a student on the head.
(*Tepuk seorang mahasiswa di kepala*).
- Pass an item to someone with one hand.
(*Berikan sesuatu kepada seseorang dengan satu tangan*).
- Wave hand with palm facing outward to greet someone.
(*Lambaikan tangan dengan telapak menghadap ke luar untuk menyambut seseorang*).
- Nod head up and down to say “Yes.”
(*Anggukkan kepala ke atas dan ke bawah untuk menyatakan Ya*).

Explanations for the gestures

According to **Haynes, J (2015)**, each of the following responses gives a general guide to cultural differences in the meaning of gestures.

1. Beckon with index finger. This means “Come here” in the U.S. To motion with the index finger to call someone is insulting, or even obscene, in many cultures. In Portugal, Spain, Latin America, Japan, Indonesia and Hong Kong. It is more acceptable to beckon with the palm down, with fingers or whole hand waving.
(*Mengisyaratkan dengan jari telunjuk. Ini berarti “Kemarilah” di Amerika Serikat Untuk gerak dengan jari telunjuk untuk memanggil seseorang dianggap menghina, atau bahkan cabul, dalam banyak kebudayaan. Di Portugal, Spanyol, Amerika Latin, Jepang, Indonesia dan Hong Kong. Hal ini lebih dapat diterima bila mengisyaratkannya dengan telapak kebawah, dengan jari atau seluruh tangan melambai*).
2. Point at something in the room using index finger. It is often considered impolite to point with the index finger in some countries. In Indonesia for example, it is more polite to use an open hand or your thumb.

(Manunjuk sesuatu di ruangan menggunakan jari telunjuk. Hal ini sering dianggap tidak sopan bila menunjuk dengan jari telunjuk di beberapa negara. Di Indonesia misalnya, lebih sopan menggunakan tangan terbuka atau ibu jari Anda).

3. Make a “V” sign. This means “Victory” in most of Europe when you make this sign with your palm facing away from you. If you face your palm in, the same gesture means “Shove it.”
(Membuat tanda “V”. Ini berarti “Kemenangan” di sebagian besar Negara Eropa ketika Anda membuat tanda ini dengan telapak tangan membelakangi Anda. Jika Anda menghadapkan telapak tangan kearah anda dengan gerakan yang sama, akan berarti “Menyodok.”)
4. Smile. This gesture is universally understood. However, in various cultures, there are different reasons for smiling. The Japanese may smile when they are confused or angry. In other parts of Asia, people may smile when they are embarrassed. People in other cultures may not smile at everyone to indicate a friendly greeting as people do in the United States.
(Tersenyum. Gerakan ini secara umum dipahami. Namun, di berbagai budaya ada alasan yang berbeda untuk tersenyum. Jepang mungkin tersenyum ketika mereka bingung atau marah. Di bagian lain di Asia, orang mungkin tersenyum ketika mereka malu. Orang-orang di budaya lain mungkin tidak tersenyum pada setiap orang untuk menunjukkan keramahan menyapa seperti yang orang-orang lakukan di Amerika Serikat).
5. Sit with soles shoes showing. In many cultures, this sends a rude message. In Thailand, Japan and France, showing the soles of the feet demonstrates disrespect or insulting because you are exposing the lowest and dirtiest part of your body so this is insulting.

(Duduk bersila. Dalam banyak budaya, ini menunjukkan kesan kasar. Di Thailand, Jepang dan Perancis, menunjukkan telapak kaki sama halnya menunjukkan penghinaan sebab anda memperlihatkan bagian terendah dan paling kotor dari tubuh anda).

6. Form a circle with fingers to indicate “O.K.” Although this means “O.K.” in the U.S. and in many countries around the world, there are some notable exceptions:

In Brazil and Germany, this gesture is obscene.

In Japan, this means “money.”

In France, it has the additional meaning of “zero” or “worthless.”

(Bentuk lingkaran dengan jari-jari untuk menunjukkan “OK” Meskipun ini berarti “OK” di Amerika Serikat dan di banyak negara di seluruh dunia, ada beberapa pengecualian:

Di Brazil dan Jerman, gerakan ini cabul.

Di Jepang, ini berarti “uang.”

Di Perancis, memiliki arti tambahan “nol” atau “tidak berguna”).

7. Pat a student on the head. This is very upsetting to students from Asia. The head is the repository of the soul in the Buddhist religion. Children from cultures which are influenced by Buddhism will feel uncomfortable if their head is touched.

(Menepuk seorang mahasiswa di kepala. Hal ini sangat menjengkelkan bagi siswa dari Asia. Kepala adalah repositori dari jiwa dalam agama Buddha. Anak-anak dari budaya yang dipengaruhi oleh agama Buddha akan merasa tidak nyaman jika kepala mereka disentuh).

8. Pass an item to someone with one hand. – In Japan this is very rude. Even a very small item such as a pencil must be passed with two hands. In many countries it is rude to pass something with your left hand which is considered “unclean.”

(Menyerahkan sesuatu kepada seseorang dengan satu tangan. - Di

Jepang, ini dianggap sangat tidak sopan. Bahkan barang yang sangat kecil seperti pensil harus diserahkan dengan dua tangan. Di banyak negara, adalah tidak sopan menyerahkan sesuatu dengan tangan kiri yang dianggap “najis”)

9. Wave hand with the palm facing outward to greet someone. In Europe, waving the hand fast repeatedly can mean “No.” To wave “good-bye,” raise the palm outward and wag the fingers in unison, This is also a serious insult in Nigeria if the hand is too close to another person’s face.

(Melambaikan tangan dengan telapak menghadap ke luar untuk menyapa seseorang. Di Eropa, melambaikan tangan secara cepat berulang-ulang bisa berarti “Tidak” Untuk lambaian “selamat tinggal,” menaikkan telapak tangan tinggi-tinggi dan mengibaskan jari serentak. Hal ini juga berarti penghinaan serius di Nigeria jika tangan terlalu dekat dengan wajah orang lain).

10. Nod head up and down to say “Yes.” In Bulgaria and Greece, this gesture means “No.”

(Mengangguk ke atas dan ke bawah untuk mengatakan “Ya.” Di Bulgaria dan Yunani, gerakan ini berarti “Tidak”)

CLASSROOM ACTIVITIES FOR NON VERBAL COMMUNICATION

These activities are aimed at providing students with non-threatening opportunities to improve their public speaking skills help develop learner confidence and non verbal communication skills. Before working on speeches it is important to give students practice in making a speech that helps maintain the audience's interest. Exercises focus on eye contact, voice control, and gesture, which are of course, vital in all areas of conversation, not only speech.

Eye Contact

Students need to practise both personal and group eye contact. Some good ways to practise eye contact are:

- Students open their eyes as wide as they can, roll their eyeballs to the left and to the right alternately, see how tightly they can close their eyes.

(Para siswa membuka mata mereka selebar yang mereka bisa, memutar bola mata ke kiri dan ke kanan secara bergantian, melihat bagaimana erat mereka dapat menutup mata mereka).

- Students participate a staring contest in pairs. Continue pairing winners against winners until you have a grand champion.

(Para siswa berpartisipasi dalam kontes menatap secara berpasangan. Lanjutkan pasangan pemenang melawan pemenang sampai anda memiliki juara utama).

- Have students express emotions to their: partners using only their eyes.

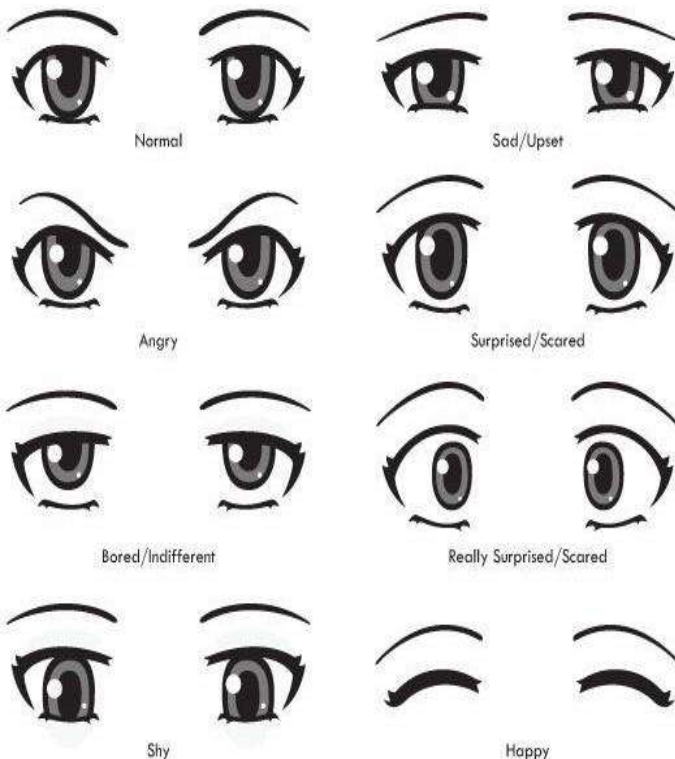
(Mintalah para siswa untuk mengekspresikan emosi pada pasangan mereka dengan hanya menggunakan mata mereka).

- Get students send secret messages to their partner using only their eyes.

(Minta para siswa mengirim pesan rahasia untuk pasangan mereka hanya menggunakan mata mereka).

- Each student comes to the front of the room and makes personal eye contact with all of the other members of the class. (Setiap siswa maju ke depan kelas dan membuat kontak mata dengan semua siswa lainnya).

EYES AND EMOTION



Anime Outline animeoutline.com

Voice Control

Many of students are very poor in this area and the following exercises are important not only for public speaking but also for everyday conversation.

- Students make a list of emotions. Get them to make sentences using the emotions and express them to a partner by saying the sentences to show the emotions.

(Para siswa membuat daftar emosi. Mintalah mereka untuk membuat kalimat menggunakan emosi tersebut dan mengekspresikan emosi tersebut pada pasangan mereka dengan mengucapkan kalimat-kalimat tersebut untuk menunjukkan emosi).

- Repeat but this time students match the sentences with the names of people they know to express a range of emotions.

(Ulangi, tapi kali ini para siswa mencocokkan kalimat-kalimat tersebut dengan nama-nama orang yang mereka kenal untuk mengekspresikan berbagai emosi).

- Students work in groups to see how many ways (good articulation, slow tone, fast tone, low pitch, high pitch, shouting, and whispering) they can do to sing the do re mi scale.

(Para siswa bekerja dalam kelompok untuk melihat berapa banyak cara (artikulasi yang baik, nada lambat, nada cepat, nada rendah, nada tinggi, berteriak, dan berbisik) mereka dapat lakukan untuk menyanyikan lagu skala do re mi).

List of adjectives to describe tone and feelings

Positive feelings	Perasaan positif	Negative feelings	Perasaan negative
Calm	Tenang	Angry	Marah
Excited	Gembira	Sad	Sedih
Attracted	Kepincut	Guilty	Berdosa
Agreeable	Ramah	Tired	Lelah
Gentle	Lemah lembut	Weak	Lemah
Proud	Bangga	Disgruntled	Puas
Relieved	Lapang Dada	Terrible	Mengerikan
Hope	Berharap	Embarrassed	Malu
Optimistic	Optimis	Hurt	Sakit
Loving	Penuh kasih	Nervous	Gugup
Amazed	Kagum	Scared	Takut
Cheerful	Riang	Pessimistic	Pesimistis
Moody	Murung	Disappointed	Kecewa
Playful	Suka Bercanda	Annoyed	Kesal
Supportive	Mendukung	Taken aback	Kaget

Gesture

Learn the gestures of Barrack Obama using his hands in making speech and ask participants to demonstrate them according to what they understand about each gesture's meaning. Participants have to work in pairs and sit face to face in which the first participant says each gesture and the second participant must demonstrate the gesture. Do this activity in turn.

- Form C with the index finger and the thumb while curving the other fingers down.

- (Bentuk C dengan jari telunjuk dan jempol, sambil melengkungkan jari yang lain ke bawah)*
- Bend the fingers and the index finger against the thumb is directed forward
(Lengkungkan jari-jari, dan jari telunjuk berhadapan ibu jari diarahkan kedepan)
 - Lift both hands outwards with the palms up
(Angkat kedua tangan ke arah luar dengan telapak tangan terbuka)
 - Lift both hands inwards with open palms and the thumbs face each other
(Angkat kedua tangan ke arah dalam dengan telapak tangan terbuka dan ujung jari telunjuk berhadapan).
 - Lift one hand with open palms and all fingertips are facing forward.
(Angkat satu tangan dengan telapak tangan terbuka dan semua ujung jari mengahap kedepan).
 - Raise both hands with open palms facing each other up and down
(Naikkan kedua tangan dengan telapak tangan terbuka dan saling berhadapan atas dan bawah)
 - The tip of the index finger and thumb meet and clench the other fingers.
(Ujung jari telunjuk dan ibu jari bertemu dan kepalkan jari lainnya).
 - Lift one hand and clenching all fingers
(Angkat satu tangan dan kepalkan semua jari)
 - Lift both hands with open palms facing each other and all the fingertips directed out
(Angkat kedua tangan dengan telapak tangan yang terbuka saling berhadapan dan semua ujung jari diarahkan keluar)

- Lift your right hand and all the fingers stretched with open palms facing forward
(Angkat tangan kanan dan semua jari diregangkan dengan telapak tangan terbuka menghadap kedepan)
- Raise both hands, palms open and are facing to the face.
(Angkat kedua tangan, dengan telapak tangan terbuka dan menghadap ke wajah.
- Lift the one of the hands with the thumb up and the other fingers are clenched)
(Angkat salah satu tangan dengan ibu jari ke atas dan jari lainnya mengepal)

12 Gestures of Barrack Obama in making speech



Source: <https://www.google.co.id>

PART THREE

TYPES OF PUBLIC SPEAKING

In this part, you will learn:

1. Public speaking as a discourse
2. Topic selection in public speaking
3. Basic structures for public speaking
4. Speech delivery techniques

TYPES OF PUBLIC SPEECH

*“A speaker should approach his preparation not by what he wants to say,
but by what he wants to learn.”*

(Todd Stocker)

1. Informative Public Speech (Public Speech to Inform)

As the matter of fact, Public speaking to inform takes place in a wide range of everyday situations. It normally deals with the format of speech that is primarily focused on informing without any effort to ask the audience to believe or to do any particular thing e.g. a lecturer is clearly, accurately, and interestingly explaining the procedures of writing an essay in English to his students while his students are attentively and comprehensively listening to the lesson in order to gain or to modify their existing knowledge. Here, the word ‘to inform’ means to impart knowledge which is aimed at promoting the understanding of an idea, an object, a process or an event. Hamilton (2012) is of the opinion that the goal of informative speaking is to deepen understanding, to instruct, and to teach. Therefore, the essence of public speaking to inform is to deepen understanding and to share knowledge. According to Grice and Skinner (2007), we seek knowledge for three reasons: we want to know, understand, and use information. To share knowledge through informative public speaking, a speaker of public speaking can undertake five strategies i.e. explaining, describing, defining, demonstrating, or reporting a fact or a situation for an audience to

increase the understanding and awareness of the audience about the fact or the situation. The following expressions are commonly found in informative speaking such as:

- I would like to say (tell you, inform, report, communicate, notify, declare, proclaim, announce, explain, analyze) that
Saya ingin mengatakan (memberitahu Anda, menginformasikan, melaporkan, menyampaikan, memberitahukan, menyatakan, memberitakan, mengumumkan, menjelaskan, menganalisis) bahwa ..
- According to the researchers, ...
Menurut para peneliti, ...
- In accordance with the state ideology ...
Sesuai dengan ideologi negara ...
- In line with the newest information...
Sejalan dengan informasi terbaru ...
- Referring to the rule of the game ...
Mengacu pada aturan main
- Further studies show us that ...
Penelitian lebih lanjut menunjukkan bahwa ...
- Our data confirm that
Data kami mengkonfirmasi bahwa ...
- It is widely known that ...
Hal ini secara luas diketahui bahwa ..
- In the majority of cases, ...
Pada sebagian besar kasus...

By doing the strategies, public speaking to inform is able to enhance the audience existing knowledge, update the audience current general knowledge, revise any misunderstanding or misconceptions in certain knowledge, and clarify a rarely explored topic.

Types of Informative Speeches

In order to present a clearer description about Informative Public speaking, it is essential to recognize the types of Informative Public speaking. According to Lucas (2008), there are at least four different kinds of informative public speaking. They are Public speaking about objects, Public Speaking about processes, Public speaking about events, and Public speaking about concepts. Of course, all types of the public speaking are different in terms of topic to develop, purpose to address as well as time to convey the public speaking. The following discussion provides short descriptions about the four types of informative public speaking i.e.

a. Informative Speech About Objects

As someone is making public speech about objects, he absolutely talks about something that is visible or tangible and is relatively stable in form on which to focus on. Objects may include a person, place, thing or animal. However, to make the speech effective, it is important to list various aspects of a selected topic and then choose one in which to narrow the speech focus. Because, the time to make the speech will never be enough to talk about anything of each topic. Therefore, narrowing a general topic to a specific object is important to do to make sure that a topic can easily be presented in the time allotted for a speech. Here are some topics which can be selected to be the objects of informative public speaking.

General Topics

Specific Objects

Bali Island

Kuta Beach

Former Indonesian President

Susilo Bambang Yudhoyono (SBY)

High Technology

Computer

Movie

Hafalan Sholat Delisa

Foreign Language

Learning English

Besides, formulating a clear specific objective statement of a certain topic would be very helpful to make a speech remain to focus when the speech is being presented. Here are some examples of specific objective statements referring to the above list of specific objects.

Kuta Beach

To inform an audience about the beauty of Kuta Beach in Bali Island.

Susilo Bambang Yudhoyono (SBY)

To inform an audience about SBY's efforts in promoting Democracy when he was a president.

Computer

To inform an audience about the role of computer in education.

The Movie: Hafalan Sholat Delisa

To inform an audience about the importance of watching religion based-movie for children.

Learning English

To inform an audience about the role of English in facing AFTA 2015.

Another important thing to take into account in informative public speaking is the way to organize the speech. Lucas (2007) in his book "The Art of Public Speaking" states that there are three main

ways of organizing effective informative public speaking in terms of public speaking about objects. They are Chronological, Spatial, and Topical organizational methods. For detailed explanations, let's take a look at the following discussions.

Chronological Method

Chronological method requires a speaker to organize and to develop a topic according to its timeline or the order of an event occurrence. The main idea is to provide time sequences of a record of an event starting with the earliest and following the order in which it occurred. Making a speech about the political career of Susilo Bambang Yudhoyono (SBY) would be suitable for exemplifying the chronological method in organizing a public speaking about object.

Specific purpose: To inform an audience about the political career of SBY.

Main Idea: SBY's political career began in 1999 when he was appointed as the minister of Mining and Energy in the cabinet of President Abdurrahman Wahid and he finally occupied the presidential position of Indonesia in 2004 after winning the run-off election with 60.87% of the vote.

Supporting
Points:

- I. SBY was appointed as Mining and Energy Minister in the cabinet of President Abdurrahman Wahid in 1999.
- II. SBY was appointed to his old position of Coordinating Minister of Political and Security Affairs in Megawati's new cabinet in 2001
- III. SBY formed a democratic party in 2001 to support him for the 2004 Presidential Elections.
- IV. SBY won presidential election with 60.87% of the vote and was inaugurated as president of Indonesia on 20 October 2004

Spatial Method

Spatial has to do with the distance between things or describes how objects fit together in space. According to Bjerregaard & Compton (2011), spatial organization pattern in public speaking takes an object and builds main points that show the objects relationship to its surroundings. In other words, spatial method in public speaking describes the distance between a topic with the other objects in its environment. For example, a speaker is making a speech about the beauty of Kuta Beach in Bali island and he describes the beach by using spatial method.

Specific purpose:	To inform an audience about the beauty of Kuta Beach from its geographical perspective.
Main Idea:	Kuta Beach is a beach resort which has been one of Indonesia's major tourist destinations. It is known internationally for its long sandy beach, varied accommodation, many restaurants and bars, and many renowned surfers who visit from Australia. It is located near Bali's Ngurah Rai Airport.
Supporting Points:	<ol style="list-style-type: none"> I. Kuta Beach is located on the western side of Bali island and is considered as Bali's most famous beach resort destination. II. Kuta Beach is also minutes away from the Ngurah Rai International Airport in Tuban III. Kuta Beach continues to attract thousands of visitors every year with its unique charm. IV. Kuta Beach is regularly fully-booked by travellers looking forward to a pleasant and affordable Bali escape during the peak season from July to August and the holiday season for Christmas and New Year.

Topical Method

The third organization method of informative public speaking is called **topical order method**. This method requires a speaker to organize his speech by developing the main topic into several sub-topics that emerge from the topic itself. For example, an explanation about computer as a topic of a speech may be developed into several sub-topics by describing the separate components of

computer such as central processing unit (CPU), the monitor, the keyboard etc. Topical order, then, simply means an order that arises from the nature of the topic itself. Let's take a look at the following example to see how topical order becomes the basis for organizing a speech entitled Learning English in facing AFTA 2015.

Specific purpose: To inform an audience about the importance of learning English in facing AFTA 2015.

Main Idea: It is essential to learn English skills in facing AFTA 2015 such as learning General English Conversation, Business English, and learning English correspondence, and Cross-cultural English

- Supporting Points:
- I. The importance of learning general English conversations.
 - II. The importance of learning Business English e.g. meetings, interviewing.
 - III. The importance of learning English correspondence such as how to write personal letters and business letters.
 - IV. The importance of learning how to learn the culture of using English in international world.

b. Informative Public Speech About Process

A public speaking about process is normally focused on describing a sequence of actions from the beginning to the end steps which finally leads to the creation of a particular product. The main objective of describing the process is to maximize an audience un-

derstanding and to show how something works and is carried out, or made to achieve a particular end. Bjerregaard & Compton (2011) are of the opinion that Speeches about processes often involve two different approaches i.e. the approach of describing “how” and the approach of explaining “how to”. According to McKay et al (2008), as a speaker uses the approach of “how” in his speech, the speech is generally aimed at giving comprehension by describing how a specific task is accomplished without teaching a specific skill needed to accomplish the task. Here are some examples of purpose statements commonly available in speeches that use the approach of “how”:

To inform an audience how a teacher teaches in the classrooms.

(The speech describes the process of teaching in the classrooms)

To inform an audience how English becomes an international language.

(The speech explains the process of English becomes an international language)

To inform an audience a documentary movie is made.

(The speech describes the process of making a documentary movie)

Besides, as a speaker uses the approach of “how to” in his speech, the speech is aimed at providing detailed information on how a task is completed by giving a specific skill to the audience in order to be able to accomplish the task. The example of purpose statements for the “how to” speeches could include:

To inform an audience how to make a presentation in English.

(The speech describes the skills of making presentation in English)

To inform an audience how to speak English naturally.

(The speech explains the skills of speaking English naturally.)

To inform an audience how to design a curriculum.

(The speech gives skills to design a curriculum).

In addition, a public speaking about process frequently employs chronological method in developing a certain topic. The following example can be used to portray the how chronological method used in developing a speech about process which is here going to focus on the topic about “**Applying for International Scholarships**”.

Specific purpose: To inform an audience how to apply for an international scholarship

Main Idea: It is necessary to know the steps and use strategies of applying for an International scholarship.

Supporting Points:

- I. Pay attention to the scholarship detail (specify the requirements)
- II. Take the time to type any responses to essay questions
- III. Get help to review you application
- IV. Have someone give feedback on your essay.
- V. Follow the submission rules precisely

c. **Informative Public Speech About Events**

In order to understand this type of speech, it is essential to know the definition of an event. According to Merriam Webster online dictionary, an event is defined as something (especially something important or notable) that happens. Based on the definition, public speaking about events always deals with the discussion of anything that already happens and is presently happening. Hence, a speaker who is making a speech about an event must provide in-

formation about a topic that occurs in a certain place during a particular interval of time. Here are several examples of topics about events:

Tsunami in Indonesia

Wedding traditions

Bali Bombing I in 2002

Independence Day

In organizing a public speaking about event, a speaker needs to narrow the topic in order to focus on something manageable that fits with the time allotted for his speech. Making a topic narrower can be seen through the use of more specific purpose statement in a speech. Using the topics listed above as the examples, the specific purpose statements might be portrayed as follows:

To inform an audience about the occurrence of tsunami in Banda Aceh.

To inform an audience about traditions associated with weeding in Buginese society

To inform an audience about the attack of terrorists in Bali in 2002.

To inform an audience about the historical events during the declaration of Indonesia independence in 1945

To develop a speech about events, a speaker can use several different methods. It depends on the specific purpose of the speech. If the specific purpose of speech is to inform about what happened on Bali Bombing in 2002 in which a speaker would like to connect the incident in the order it happened, the speaker can employ chronological method. Here is the example:

Specific purpose: To inform an audience about the attack of terrorists on October 12, 2002 In Bali island, Indonesia.

Main Idea: On October 12, 2002, a radical Islamist group attacked the tourist district of Kuta and the United States consulate in Denpasar Bali, Indonesia by using a backpack bomb carried by a suicide bomber, a large car bomb and a much smaller bomb device.

- Supporting Points:**
- I. The first attack was a suicide bomber inside the nightclub Paddy's Pub who detonated a bomb in his backpack at 23:05 Central Indonesian Time
 - II. The second attack was a more powerful car bomb hidden inside a white Mitsubishi van which was detonated by another suicide bomber outside the Sari Club, located opposite Paddy's Pub at 23.25.
 - III. The third attack was a much smaller bomb which was detonated outside the United States consulate in Denpasar, causing only minor damage.
 - IV. The number of victims killed in the incident was 202 innocent people.

d. Informative Public Speech About Concepts

The last type of informative public speaking is speech about concepts. In order to obviously understand about concept based public speaking, it is essential to define what concept is. The word concept is derived from Latin ‘Conceptum’ which means ‘Draft or Abstract’. According merriam-webster.com, concept is defined as something conceived in the mind which is transformed into an abstract or generic idea based on characteristics of perceived reality. For instances: beliefs, theories, principles, values, and other types of abstract ideas. Therefore, this kind of speech is frequently considered as the most complex and challenging kind of informative speeches to give. For the reason, the speaker of this speech needs to take the ideas and put them into reality descriptions through the use of real-life examples and illustrations. This is done to ease an audience understand about a concept being addressed. For example, a Muslim scholar in a mosque explains religious principles of Islam to his congregation by illustrating Islamic principles in action. This way will make the most sense to the audience.

Topical method is commonly used for organizing the body of a speech about concept. Here is the example of how a speech about “**the concept of Islam**” is written.

Specific purpose:	To inform an audience about the principles of Islam
Main Idea:	Islam is a religion which teaches the Oneness of God and the brotherhood of all races is the original message which Allah sent to all prophets and religions since the dawn of human history.

Supporting Points:

- I. Islam implies the attainment of peace through submission to Allah as the eternal message which Allah sent to all prophets, from the dawn of mankind, and not a new belief which began with the Prophet Muhammad SAW.
- II. The most fundamental concept of Islam and the backbone of all its other principles and practices is the Oneness of God - tawhiid.
- III. Islam teaches about the principle of faith in action that faith is something which is firmly established in the heart and testified to by action.
- IV. Islam is fundamentally concerned with establishing societies in which the rights of freedom of belief, human rights, and protection of life, dignity, and property are secure from both internal and external threats.
- V. Islam sets down five principle duties (the five pillars of Islam) which are obligatory upon all Muslims. They are: Belief in the Oneness of Allah, The five daily prayers at dawn, noon, afternoon, sunset and nightfall, The bestowal of charity on one's fellow man, Fasting during the Ramadan, The pilgrimage to Mecca.

e. Writing a Thesis Statement

In making speech, especially informative speech, not all things can be memorized. A speaker is required to prepare an outline to facilitate him for conveying some important aspects of his speech systematically and more interestingly. The outline is also called as 'a thesis statement' that is a piece of paper that contains the speaker's most important idea, or key point, about a topic. A thesis statement functions to guide the development of a speech in a

systematic and good order. Therefore, a thesis statement is very important to write for three reasons:

- It is very useful helping a speaker identify the information of a certain part of his speech e.g. identifying what information must be available in the introduction, the discussion and the conclusion of his speech.
- It helps the speaker to narrow his topic and to maintain a focus for his speech.
- It will help the audience to remember the overall idea of the speaker's speech because the speech in a whole is described systematically.

Here is an example of a thesis statement:

Thesis statement of a speech	
Subject area :	Language
Topic :	English as an International language
Specified topic :	English is a competitive skill in facing AFTA 2015
General purpose :	To inform
Specific purpose :	I would like to describe the importance of mastering English in welcoming AFTA 2015
Attention grabber	Rhetorical questions: <ul style="list-style-type: none"> - Do you want to talk and write letters to interest people that others can't communicate with? - Do you want to impress people whenever you are speaking? Or - Do you want to make a big jump in your career and stay success miles forward?

Introduction	<ul style="list-style-type: none"> - Stating topic: Today, I have been given an opportunity to deliver a speech on ... - Reason to listen: It is important to realize that
Main points	<ul style="list-style-type: none"> a. AFTA has been agreed in the blueprint at the 19th ASEAN Summit in 2011. b. Mastering English is the key to face AFTA's challenges
Supporting information	<p>To explain point (a)</p> <ul style="list-style-type: none"> - AFTA is the first milestone of an open global competition - AFTA is not well published - Indonesia has to to prepare to welcome the AFTA in 2015 <p>To explain pont (b)</p> <ul style="list-style-type: none"> - Indonesian people needs to survive in the global competition with English mastery - English is helpful to survive in employment sector - English is helpful to survive on education sector
Conclusion	English nowadays is a must to strengthen skills in various sectors.
Ending	Quotation by Sarah Caldwell

The Development of the thesis statement into a systematic speech

Addressing:

Ladies and gentlemen

Greeting:

Good morning,

Attention grabber:

Do you want to talk and write letters to interest people that others can't communicate with?

Do you want to impress people whenever you are speaking?

Do you want to make a big jump in your career and stay success miles forward?

The best way to answer the questions is “mastering English.”

Introduction:

Today, I have been given an opportunity to deliver a speech on “The importance of mastering English in welcoming AFTA 2015” It is important to realize that English can help you learn, communicate and advance your career to face global competitions and highlight some of the challenges that you have to prepare to face ASEAN Free Trade Area as a self-motivation for everyone.

Discussion:

AFTA has been made and agreed in the blueprint at the 19th ASEAN Summit in 2011 due to support the local manufacturing in all ASEAN countries. This is the first milestone of an open global competition in the economic sector covering freer flow of goods, services, investment, skilled labor, capital, and such provisions, and as the member of ASEAN. Indonesia has to prepare to welcome the AFTA in 2015. AFTA brings both advantages and huge challenges to Indonesia. Unfortunately, this issue is not well published since the attention is taken over by private agendas and the presidential election. This

causes us to fail to realize the major challenges are straight ahead. If we do not care and cannot be well prepared for AFTA, Indonesian people won't survive in the global competition. We're not going to be a major player, but a participant instead.

The first thing that must be prepared is the ability to use English as an intermediate language among nations and as the fundamental requirements for improving a career to succeed in the free trade.

The first reason why mastering English is important in job seeker sector is, it will help you to gain more opportunities with those who don't. When AFTA is implemented, the number of labors in each ASEAN country will be increasing and it may require much higher qualifications, whereas English proficiency will soon become a basic requirement. For example, when you are in an interview, most employees that will be hired are the ones that are qualified, talented, smart and confident with fluent English because the skills that are needed the most is the ability to communicate and cooperate with others.

The second is in the education sector. The percentage of interest in reading and writing in the English journal in Indonesia is only 10%. This is far behind Singapore in which the interest in writing and reading reaches 18% of the total population while Malaysia at 20% (based on the data from LIPI (Lembaga Ilmu Pengetahuan Indonesia)). If you can master English, you can learn new scientific discoveries through international references which should be written in English or translated into English.

Those things indicate why we need to learn English. The best way to learn is when the students can feel and actively participate, since the students know that making mistakes become a way to learn, and when the students can use English not only in a test but also in their environment as an international social intercourse. Because

the more experience will be gathered when the broader opportunities and challenges such as AFTA is provided.

Conclusion:

In conclusion, learning English nowadays is a must as a handle to strengthen skills in various sectors. The earlier you learn English,

the faster you will master it. So let's learn English for our greater future.

Ending (with an attitude and a platitude):

Sarah Caldwell, an American opera director once said: “Learn everything you can, anytime you can, from anyone you can; there will always come a time when you will be grateful for what you did.” Think about it.

Thank you.

Adapted from Wahyunii's article (2014) at <http://www.voice-sofyouth.org>

40 POTENTIAL TOPICS FOR THE EXERCISE OF INFORMATIVE SPEAKING

The topics are adapted from <http://people.wcsu.edu>

1. The biography of your favorite actor
2. The history of comic books
3. The history of your hometown
4. Description of life in another country
5. How roads are built
6. The Seven Wonders of the World
7. How to make a website
8. All about your favorite vacation spot
9. How to get good grades
10. How to survive a job interview
11. All about a favorite TV show
12. How to find cheap airline tickets
13. How to improve your health
14. Electric cars
15. Life in the future
16. Computer viruses
17. Internet dating
18. How to avoid boredom
19. How to improve your conversation skills
20. Interesting cultures in Indonesia
21. Near death experiences
22. Natural disasters
23. Drug problems
24. Evolution of the English language
25. How to be more romantic
26. How to break bad habits
27. Learning styles

28. Life in jail
29. Street gangs
30. Medicines from nature
31. How the brain works
32. The history of your favorite musical group
33. The most dangerous jobs
34. Wedding traditions of other cultures
35. Robots now and in the future
36. Women in politics
37. Strategies for healthy eating
38. Word origins
39. Ghosts
40. How the Earth was formed

2. Persuasive Public Speech (Public Speech to Persuade)

In everyday lives, we can easily find activities of persuading such as TV commercials, political campaigns, sales people promotions etc. For such activities, some people are occasionally invited to speak for the purpose of convincing, motivating, and persuading an audience to change their minds, beliefs in order to take an action, or to reconsider their decision in line with what the speakers think they should do. For example, a successful medical doctor is invited to make a speech to inspire and motivate high school students to attend medical department at a university. Such kind of public speaking is called a persuasive public speaking. In merriam-webster.com, to persuade is defined as to cause (someone) to believe and to do something by asking, arguing, or giving reasons. Therefore, public speaking to persuade can be viewed as a persuasion activity that is the act of causing people to do or believe something. This section is then designed to provide information about persuasive public speaking and the different types of persuasion in making speeches. According to Bjerregaard and Compton (2011), the general intent of a persuasive speaking is to get an audience accept an idea, adopt a position, agree with a value, change and attitude, or to engage in whatever action a speaker is promoting in his speech.

Distinctions between Informative and Persuasive Public Speaking

Before writing more and more about persuasive public speaking, it is necessary to expose the difference between persuasive and informative. As a speaker is speaking to inform, he just informs all things that he wants his audience need to know by revealing facts or clarifying phenomena. It is simply like a teacher explaining a certain lesson to his students. On the other hand, when a speaker is speaking to persuade, he not only needs to communicate information clearly and accurately, but also to get his audience to agree

with him, to influence the audience's attitudes, beliefs, and and to inspire them to take an action. It is simply like a leader convincing his men to do something. Hamilton (2012) is of the opinion that there are for main differences between informative and persuasive. The differences can be seen in terms of supporting materials, delivery, language style, and organizational pattern.

- **Supporting materials**

All speeches need supporting materials, however the standard of supporting materials used in persuasive speaking must be more convincing than supporting materials available in an informative speaking. It is because persuading people is in need of reliable and credible supporting materials such as statistics, examples, research findings, and testimony in order to be able to have them agree with the position of a speaker.

- **Delivery**

In the delivery of persuasive speeches, speakers really need the presence of power and energy more than in the other speech types like informative. Those things are very important to greatly impact the speakers' ability to persuade their audiences. The presence of power and energy will make the speeches more powerful, forceful an energetic in communicating the speakers' commitments to the audiences. In addition, these kinds of speeches can strongly form the speakers' credibility which will directly persuade the audiences to be more passionate about their topics.

- **Language**

Language plays a very decisive role in persuasive speaking. Therefore, persuasive speaking needs more forceful and direct expressions to persuade an audience. The forceful expressions should sound instructing and the direct expressions should

sound convincing. Here are the expression examples for persuasive speaking.

- There is no doubt that
Tidak ada keraguan bahwa
- I would firmly say that
Saya tegas akan mengatakan bahwa
- I am completely sure that
Saya benar-benar yakin bahwa
- Don't pose any doubt, just take this conviction that
Jangan munculkan keraguan, yakinkan diri anda bahwa
- I would invite (advise) you to
Saya akan mengajak (menyarankan) Anda untuk
- I would recommend that you should
Saya akan merekomendasikan bahwa Anda harus
- It will be better if you
Akan lebih baik jika Anda
- You should have known better that
Anda sebaiknya tau bahwa
- I want you to
Saya ingin anda
- Allow me to request you to
Perkenankan saya meminta Anda untuk
- I wonder if you would let me remind you
Saya harap Anda akan memperkenankan saya mengingatkan Anda
- I would ask you to pay close attention to
Saya meminta Anda untuk memperhatikan secara dekat
- All we have to do is
Yang harus kita lakukan adalah
- I am here to ask all of you to do your part to . . .

Saya disini meminta anda semua agar melakukan bagian anda untuk ...

- We are obliged to

Kita diwajibkan untuk

Besides, it is also important to notice that the use of the forceful expressions above must be accompanied by forceful emotions, voice control, and gestures.

- **Organizational pattern**

Persuasive speaking employs different organizational pattern of speech from the ones used in informative speaking. In informative speaking, speakers tend to use spatial, chronological as well as topical as the organizational pattern of their speeches. Whereas, the organizational patterns for persuasive speech are in the form of problem-solution, problem-cause-solution, motivated sequence, and comparative advantages, which are aimed at influencing the audiences.

Types of Persuasive speeches

In this section, the discussion is focused on the three major kinds of persuasive speeches proposed by Lucas (2007) and the explanations of how to organize them most effectively. The three major kinds of persuasive speeches will be clarified by first of all looking at speeches on questions of fact, then at speeches on questions of value, and finally at speeches on questions of policy.

1. Persuasive Speeches on Questions of Fact

Some questions can be answered absolutely such as: How far is it from Jakarta to Surabaya, Who won the presidential election of Indonesia in 2014 general election? However, some can not be answered absolutely. There is probably a true answer of the questions; unfortunately people don't have enough information to know what

answer it is. Such questions are normally predictive questions like: Will the economy of Indonesia increase next year? Or who will be the president of Indonesia for the next five years? No one exactly knows the best answers to the questions. When a speaker has enough information and tries to convince other people that he has the best possible answers to the questions expressed through his speech. So, the speaker is delivering a persuasive speech on questions of fact. According to Bjerregaard and Compton (2011), this type of persuasive speech seeks persuade and convince an audience to accept a speaker's outlook of the facts on a particular issue because the speaker has the best possible opinions to answer the issue. Lucas (2007) illustrated the act of persuasive speaking like a crime which is being investigated. In a criminal phenomenon, there is always one known fact that is a crime has been committed. One defendant has been identified. The questions now: did the defendant commit the crime? And if so, for what reason? The prosecuting attorney tries to persuade the jury that the defendant is guilty. The defense attorney tries to persuade the jury that the defendant is innocent. It is up to the jury to decide which view of the facts is more persuasive. The process of convincing the jury by the prosecuting attorney and the defense attorney is like the process of public speakers convincing their audiences.

When a speaker is going to deliver a persuasive speech on questions of fact, he needs to organize the speech into an appropriate pattern. Lucas (2007) suggested that persuasive speeches are normally organized topically and spatially. For example, global warming is selected to be the topic for a persuasive speech. The speech is delivered by a global warming activist who makes effort to convince people that the planet is warming now and need to take an action to save the planet. If the case is topically illustrated in speech

outline, the organizational pattern would be like this:

Specific purpose:

To persuade my audience to take an action to save the planet due to the temperature of the planet has risen 1 degree fahrenheit (0,6 of a degree celcius) every year.

Main ideas:

The United Nations panel on climate change projects that the global temperatures will rise 3-10 degrees fahrenheit by the century's end and it is enough to have the polar caps all melted. If the ice caps melt, a vast majority of our countries borders will be under water. Hence, individuals need to do something to help saving the planet.

Supporting ideas:

- a. Plant a tree in order to help keep the planet cooler
- b. Walk instead of taking the car will help reduce pollution
- c. Put a jumper on and do not adjust the heating.
- d. Buy your fruit and vegetables from local suppliers and try to avoid imported goods
- e. Keep to the speed limit can also help the environment
- f. Promote to use solar energy
- g. Reduce, reuse and recycle
- h. Turn off unused sources of power

2. Persuasive Speeches on Questions of Value

This kind of speech is addressed to tell an audience not only about matter of facts but also about value judgement of an issue. A speaker who is making a persuasive speech on questions of value needs to describe a certain issue to the best of his knowledge of the issue and his moral value about it. Take the issue of transgender. This can be discussed by addressing two kinds of questions. The first question is about the facts about the issue such as: what con-

ditions must be met before undergoing transgender surgery? How much does it cost for sex change surgery? What is the legal status of transgender in our society today? The second one is about the moral value of the issue such as: Is it morally justifiable to have sex change operation? Is it acceptable to change God's design for creation like transgender operation? In order to answer this issue, the speaker must depend on his knowledge of transgender and his moral values. For the reason, speeches about questions of value have to do with a speaker's beliefs about what is right or wrong, good or bad, moral or immoral, proper or improper, fair or unfair.

However, it is important to emphasize that questions of value do not only refer to personal opinion about an issue, but also refer to the values behind the opinion of the issue. Lucas (2007) exemplified this by referring to someone who loves riding a bicycle. As the person says "I enjoy bicycle riding," he does not have to give a reason why he enjoys it because it can mean to make a statement about his personal taste. What he needs to do is to expose the values of his opinion about riding a bicycle. The first step is to introduce a concept "bicycle is an ideal form of land transportation." The second is to establish his criteria for an ideal form of land transportation such as it is faster than walking or running, it is relatively inexpensive, it doesn't exploit animals or people, it is nonpolluting, and it is beneficial for the user. The third is to apply those standards to the subject of his speech. In addition, Lucas (2007) also suggested that persuasive speeches on questions of value are almost always organized topically. If we use the bicycle issue to be the example, the organizational pattern of the speech would be like this:

Specific Purpose:

To persuade my audience that bicycle riding is the ideal form of land transportation.

Main Idea:

Bicycle riding is the ideal form of land transportation because it is faster than walking or running, does not exploit animals or people, is nonpolluting, and promotes the health of the rider.

Supporting Points:

- I. An ideal form of land transportation should meet four major standards.
 - A. It should be faster than running or walking.
 - B. It should not exploit animals or people.
 - C. It should be nonpolluting.
 - D. It should be beneficial for the person who uses it.
- II. Bicycle riding meets all these standards for an ideal form of land transportation.
 - A. Bicycle riding is faster than walking or running.
 - B. Bicycle riding does not exploit the labor of animals or other people.
 - C. Bicycle riding is not a source of air, land, water, or noise pollution.
 - D. Bicycle riding is extremely beneficial for the health of the rider.

3. Persuasive Speeches on Questions of Policy

Questions of policy refer to an act of recommending other people to take a specific course of action that a speaker thinks necessary to be adopted based on the speaker's knowledge of facts and values of an issue. Questions of policy can be found in almost daily activities. At home for instance, family members debate what to do during vacation, whether to buy a new car, which movie to see on the weekend. At work, people discuss what strategy to use in selling a product, how to improve employees' work achievement etc. In

persuasive speeches on questions of policy, questions of fact and questions of value are always involved to persuade audiences to decide whether something should or should not be done. There are two types of persuasive speeches on questions of policy. They are:

- *Persuasive speeches to Get Passive Agreement*

This type of speech is aimed at having an audience agree with a speaker that a certain policy is desirable, necessary, and practical without necessarily encouraging the audience to do anything to actualize the policy. For example, a speaker wants to persuade a group of students that the students should spend more time to read books. If the speaker wants to gain passive agreement, he will make effort to convince the students to spend most of their time to read books rather than to spend more time to hang out with friends. He will not persuade the audience to take any action right now to change their habit of hanging out with friends in more leisure time they have. Here are the examples of some specific purpose statements of policy speeches for passive agreement:

To persuade an audience that ITP TOFL should be used in applying for overseas universities.

To persuade an audience, that schools should not allow students to bring mobile phones.

- *Persuasive speeches to Get Immediate Action*

This type of persuasive speech intends to have an audience more than nod their heads in a policy that is to convince them to take action in support of the given policy. To see the result of this kind of persuasive speech, it is very helpful for the speaker to make recommendations for a certain action in order to involve the audience right away such as: to campaign for reading books movement, to purchase more books, to sign up for

library membership and so on. Here are the examples of some specific purpose statements of policy speeches for immediate action:

To persuade an audience to take apart in campaigning for reading books movement among university students.

To persuade an audience to vote in the next general election for president and people's representatives.

With regard to this type of persuasive speech, it is important to prepare an effective organization. Lucas (2007) identified four special organizational patterns that are considered very useful for policy speeches. They are problem-solution order, problem-cause-solution order, comparative advantages order, and Monroe's motivated sequence.

- Problem-Solution Order (PSO)

A speech that is organized using problem solution pattern will offer two main points. The first is to offer the need for a new policy by showing the existence of a serious problem. The second main point is to offer a plan for solving the problem and demonstrate the practicality of the solution. Let's take a look at the following example:

Specific Purpose:

To persuade an audience that action is needed to forbid students bring and use of cell phones while learning at school.

Central Idea:

Solving the problems generated due to the misuse of cell phones by students at schools require immediate action by teachers.

Main Points:

- A. The widespread use of cell phones by students at schools has made learning much more disruptive.
 - recent survey has shown that 46% of respondents consid-

ered mobiles as a cause of disruption and indiscipline at schools.

- Most students misuse cell phones at schools such as taking pictures of their classmates, texting when they should be working, using social networking sites to bully fellow pupils, watching videos on youtube and surfing the Internet by the time they are learning and those things have nothing to do with their lessons.

B. The problem can be solved by teachers' action.

- Introducing a complete ban on using mobile phones while learning in the classrooms.
- Providing lockers where the mobile phones can be kept for safety reasons.
- Teachers need to confiscate the students' mobile phones when they see them in classrooms.
- If they're confiscated three times, parents have to come and sign for them.

- Problem-cause-solution order (PCSO)

This persuasive speech is usually developed by using three main points. The first point is to identify the existence of a problem. The second point is to analyze the causes of the problem. The third one is to provide a plan to overcome the problem as well as to describe the practicality of applying the solution. This speech will make an audience totally understands a problem and the roots of the problem before taking an action for solution. Here is an example of PCSO persuasive speech.

Specific Purpose:

To persuade an audience, if they smoke, they should take action to smoking responsibly.

Central Idea:

Smoking habit among high school students is a serious problem that can be combatted by choosing activities that are not alcohol-centered and by overcoming social pressure for excessive drinking.

Main Points:

- A. Smoking cigarette remains a serious problem among high school students.
 - It starts as a way of having fun, but ends as an addiction that is so difficult to give up
 - As a result, addict students would suffer from health problems that end in death such as cancer, asthma, bronchitis and emphysema.
- B. Five causes of the smoking problem
 - Curiosity about smokers world
 - An effort to have fun with the first cigarette
 - Imitating smoking habit from adults
 - Having personal problems
 - Misperceptions about smoking
- C. Solutions to implement right away
 - The best solution is prevention as the saying goes “prevention is better than cure”
 - Choose enjoyable activities that enable the students forget about smoking.
 - Learn to control smoking habit by avoid getting along with active smokers.

- The comparative advantages pattern (CAP)

This type of persuasive speech is commonly delivered when an audience already possesses commitment to agree with formulating a new policy that the speech will be a medium for a speaker to introduce and explain his/her plan in

order to convince the audience that the plan is better than any other potential solutions. The following example can illustrate the pattern of the CAP.

Specific Purpose:

To persuade an audience that high school graduates should continue their education by putting greater priority on choosing vocational schools.

Central Idea:

Vocational schools are popular vehicles for students who want to fast-track into well paying highly skilled careers.

Main Points:

- A. Vocational school programs are typically shorter than a four-year private or public college which typically includes two years of full-time study and 60 to 65 credit hours.
- B. Vocational schools teach job specific skills designed to enable a student's advancement in any of a number of high skill, high paying professions.
- C. Vocational schools place an emphasis on the practical, as opposed to the academic, education.
- D. Course studies at a vocational school are specific to certain trades, running the gamut from auto repair to hair dressing; construction to IT etc.

4. The Example of a Persuasive Speech

Title: Using cell phones while driving is dangerous
Category: Persuasive speeches to Get Passive Agreement
Purpose: To persuade an audience, that car drivers should not use mobile phones while driving

Addressing:

Ladies and gentlemen

Greeting:

Good morning,

Attention grabber (Tell a story):

One day, it was about 11.30 pm. I was walking alone in a busy street. The day was very hot. Suddenly, I heard a very loud crash. I rushed to see what was happening. A car crashed into a pine tree on the roadside. The driver died on the spot. In fact, he just used his cell phone while driving his car. There was still a voice calling when the accident was happening. Ladies and gentlemen, this is what happens when you use a cell phone and drive.

Introduction:

Today, I greatly feel honored because **I have an opportunity to address a speech on** “Using cell phones while driving is dangerous”. Cell phones are troublesome while driving. When a driver keeps talking or listening to music he or is not supposed to focus off the road. *It is important to realize that* drivers must avoid using cell phones while driving because it is dangerous. According to recent research, a driver talking over a cell phone is four times more endangered to collide with another vehicle than a driver who does not use a cell phone while driving. Cell phone distraction causes 2600 deaths in Indonesia every year.

Discussion:

Drivers may be allowed to use cell phones in traffic jams but they must be fined if they use a cell phone while driving at moderate or high speeds, at crossroads, and on twisting and turning roads. Can you do without using your cell phone while driving? The use of cell phones may result in a driver's slower reaction while breaking or regaining speed. It may cause accidents but it may be a coincidence with some other action. So, the use of cell phone is not desirable because it involves a driver in a multi-task activity while driving.

Young drivers are banned or restricted from using cell phones in 33 provinces in Indonesia. In Jakarta, young drivers will be ticketed for using any mobile device. I do not know how a young driver will write a term paper on a laptop computer while driving but it is banned as well as a cell phone while driving.

Although cell phones may cause problems, no research is available to point to the rise in deaths cause by the use of cell phones while driving. A cell phone, like any mobile device, simple makes a list of possible causes of accidents longer. But safety is safety, so while driving people should be obedient to publicly accepted behavior. A driver may use a cell phone when he or she stops the car. But in foggy weather or on wet roads this driver may be injured by another moving vehicle that will not expect it there.

Conclusion:

In conclusion, Cell phones are life-threatening means of communication while driving. To be on the safe side, after listening to this speech, there is no harm to start warning yourselves about the danger of using cell phones while driving right now.

Ending (with an attitude and a platitude):

Let me end my speech by giving you a wise advice: *Never text or talk using your mobile phone while driving. I'm pretty sure what you have to tell*

someone is not more important than your life. Think about it. Thank you.

Adapted from <http://www.speech-guru.com>

LIST OF 38 SAMPLES OF PERSUASIVE SPEECH TOPICS

All topics listed below are adapted from two websites: <http://persuasivespeechideas.org> and <http://global.oup.com>

1. Food additives and unhealthiness.
2. Meat consumption and health.
3. Legalization of marijuana.
4. TV violence.
5. Plastic surgery for cosmetic reasons.
6. Intelligence depends more on the environment than genetic factors.
7. Juvenile sentence is right.
8. Mandatory drug tests for students.
9. Traditional books or eBooks?
10. Organ donation after death should be encouraged.
11. Teenage pregnancy affects the future of both the child and the mother.
12. Health insurance, a must for all citizens.
13. Does Internet mean the death of newspapers?
14. Should death penalty be abolished?
15. Social networks and our young generation.
16. The importance of newspapers in our daily life.
17. Men and women speak a different language of love.
18. The dangers of using a cell phone while driving.
19. The importance of blood donation.
20. Should elders over the age of 65 be allowed to drive?
21. Living together before marriage.

22. Online teaching should be given equal importance as the regular form of teaching.
23. Does luck play an important part in success?
24. Automobile drivers should be required to take a test every three years.
25. Indonesians should be given a three-day weekend.
26. Drug addicts should be sent for treatment in hospitals instead of prisons.
27. IQ tests are valid measurements of human intelligence.
28. Juveniles should be sentenced as adults.
29. Teachers can befriend students on Facebook.
30. School cafeterias contribute to obesity in children and they should only offer healthy food options
31. Every student should be required to learn a foreign language.
32. The death penalty for murderers should be abolished.
33. Smoking should (or should not) be banned in public areas such as restaurants and airport terminals.
34. Sex education should (or should not) be a required course in all schools as early as sixth grade.
35. Everyone should (or should not) be required to pass a competency exam before being allowed to graduate from high school.
36. Scientific experimentation on animals should (or should not) be outlawed.
37. Heroin should (or should not) be legal as a pain reliever for terminally ill patients.
38. Acupuncture is (or is not) a valid medical technique.

PART FOUR

MAKING A PRESENTATION AS A PERFORMANCE SPEAKING DISCOURSE

In this part, you will learn:

1. Making a presentation as a discourse
2. Basic structures for making presentations
3. Expressions used for making presentations
4. Practice for making presentations

MAKING A PRESENTATION AS A PERFORMANCE SPEAKING DISCOURSE

“Too many people spend too much time trying to perfect something before they actually do it. Instead of waiting for perfection, run with what you go, and fix it along the way...” (Paul Arden)

1. Making a Presentation as a Spoken Discourse

It has been discussed in the previous section that that performance speaking refers to a process of communicating information to an audience by using a formal language such as making speeches and oral presentations. The discussion of this section is focused on making oral presentation as one kind of spoken discourses in public speaking. Presentations are mostly found in meetings of work places or companies and educational institutions as assignments for college courses in which students of all fields are often required to accomplish their subjects by delivering oral presentations in class, at conferences, and in seminars. Therefore, learning to deliver effective presentations is a necessary skill to master both for college and workers. People make oral presentations for some puposes e.g. to inform, to train, to persuade, or to sell. In an oral presentation, a speaker called a presenter normally presents or introduces something such as a product, an idea, results of a research, a project plan etc) to a group of people called an audience. In order to make an effective oral presentation, a presenter is required to employ a systematic structure in making a presentation effective. A presentation

is called effective when the audience can understand what the presenter says and the speaker can attain the goal of his presentation as he wants. So, this section deals with the discussion on how to make an effective oral presentation by providing explanations on two important aspects i.e.

- a. The basic structure of making a presentation
- b. Appropriate language used for making an oral presentation in terms of appropriate expressions and grammar for some particular functions.

The two aspects will be described in turn in the following discussions.

2. The Basic Structure of Making a presentation

Undoubtedly, if a presenter delivers his/her presentation with a strong and an interesting beginning, the audience will feel comfortable in following the presentation from the beginning to the end. If this situation occurs, the presentation can be considered successful since the presenter can win the attention of his audience. One reason for a successful presentation is the use of appropriate structure of making a presentation. A good presentation usually covers the following components.

Greetings.....
Giving Gratitude
Giving introduction
Introducing topic
Structuring the presentation
.....
Delivering the presentation
.....
Summarizing
Inviting question
Ending the presentation

Figure 3. the basic structure of a presentation

a. Greetings

To greet an audience is very important to do when making a presentation because it is a customary way to start sharing messages from a presenter to an audience. Besides, it is also very useful to attract the audience's attention. The following greetings are occasionally used in many presentations:

- Good morning, my fellow students
(*Selamat Pagi, rekan mahasiswa sekalian*)
- Good afternoon and welcome to my research proposal seminar
(*Selamat siang/sore dan selamat datang di seminar proposal saya*)
- Good evening, on behalf of this faculty, I'd like to welcome you.
(*Selamat malam, atas nama fakultas ini, saya sampaikan selamat datang*)
- Assalamu alaykum warahmatullahi wa barakatuh
- Good morning, ladies and gentlemen
(*Selamat pagi, bapak dan ibu sekalian*)

b. Giving Gratitude

Immediately after greeting the audience, a presenter can then express his/her gratitude to show that he/she is very delighted to see and meet the audience. The following expressions can be used to convey gratitudes.

- It is great to see you all, thank you for coming here today
(Senang bisa berjumpa anda semua, terima kasih atas kedatangannya pada hari ini)
- Thank you all very much for coming today.
Terima kasih semuanya atas kedatangannya hari ini.
- First of all, I'd like to extend my sincere gratitude to (e.g. the organizing committee).
Pertama-tama, saya ingin menyampaikan terima kasih yang tulus kepada, misalnya: panitia.
- Firstly, I would like to extend my sincere gratitude to the Dean of Language and Literature Faculty for inviting me as a guest speaker.
Pertama, saya ingin menyampaikan terima kasih saya kepada Dekan Fakultas Bahasa dan Sastra karena mengundang saya sebagai pembicara tamu.
- Allow me, first of all, to extend my most sincere gratitude to the Government of Australia for inviting me as a participant of this short course program.
Ijinkan saya, pertama-tama, menyampaikan terima kasih yang paling tulus kepada Pemerintah Australia karena mengundang saya sebagai peserta pada program kursus singkat ini.
- First of all, I would like to extend my sincere gratitude for the opportunity given to me in addressing a presentation on my research proposal. Also, permit me to express my appreciation to all of you for attending this seminar.

Pertama-tama, saya ingin mengungkapkan rasa terima kasih saya atas kesempatan yang diberikan kepada saya untuk menyampaikan presentasi proposal penelitian saya. Ijinkan saya pula untuk mengungkapkan penghargaan saya kepada kalian semua atas kehadirannya pada seminar ini.

c. Giving introduction

Giving self introduction is sometimes important to do when a speaker is making a presentation in front of an unrecognized group of people who has no idea about the presenter's background. Giving self introduction can be done by telling the presenter's name and giving information about what the presenter does and why he/she is here today. Here are the examples of giving self introduction when making a presentation:

- My name is Kaharuddin Bahar and I am a PhD student at Hasanuddin University of Makassar in Indonesia.
Nama saya Kaharuddin Bahar dan saya adalah mahasiswa S3 di Universitas Hasanuddin Makassar , Indonesia.
- My name is Husain Akbar. I'm responsible for travel arrangements.
Nama saya Husain Akbar, saya yang bertanggung jawab pada pengaturan perjalanan.
- For those of you who don't know me, my name's Andi Adam. I'm in charge of public relations.
Bagi yang belum mengenal saya, nama saya Andi Adam. Saya bertugas di bagian hubungan masyarakat.

d. Introducing topic

The next step is to give a brief explanation of the topic which is going to be discussed. Here are the expressions commonly used to introduce a topic:

Overviewing a topic

- In today's presentation I'd like to explain to you about materials development.
Pada presentase hari ini, saya ingin menjelaskan pada anda tentang pengembangan materi ajar.
- In today's presentation I'm hoping to give you an overview of Syllabus Design.
Pada presentasi hari ini, saya berencana memberikan penjelasan tentang rancangan silabus.
- In this presentation I'm planning to explain about curriculum development.
Pada presentasi kali ini, saya bermaksud menjelaskan tentang pengembangan kurikulum.
- Today, I am here to talk to you about Curriculum Development.
Hari ini, saya berada disini untuk menjelaskan pada anda tentang pengembangan kurikulum.
- As you all know, today I am going to talk to you about Syllabus Design
Sebagaimana yang anda semua ketahui, hari ini saya akan berbicara pada anda tentang rancangan silabus.
- I would like to take this opportunity to talk to you about ELT materials development.
Saya ingin memanfaatkan kesempatan ini untuk berbicara pada anda tentang pengembangan materi ajar bahasa Inggris
- I am delighted to be here today to tell you about Curriculum Development.
Saya senang berada di sini untuk berbicara pada anda tentang pengembangan kurikulum.

e. Structuring the presentation

Here, it is necessary to tell the audience why the topic is important to an audience. Therefore, they need to know what they will get by the time the presentation is finished. This is done by telling the structure of the topic. Just promise that they will learn something useful and explain that there will be time for questions at the end of the presentation. Here are the expressions of showing the structure of a topic:

Outlining a topic:

- I'm hoping to cover three points: firstly, ... , after that we will look at ... , and finally I'll explain about ...
Saya berencana untuk menjelaskan tiga hal: pertama, ... setelah itu kita akan membahas, ... dan akhirnya saya akan menjelaskan tentang ...
- I'd like to cover three points: firstly, ... , secondly ... , and finally
Saya ingin menjelaskan tiga hal: pertama, ... kedua, ... dan terakhir ...
- My talk is divided into three parts.
Pembicaraan saya dibagi kedalam tiga bagian.
- I've divided my topic into three sections/parts. They are . . .
Saya telah membagi topik saya ke dalam tiga bagian. Bagian itu adalah.
- My presentation will be in three parts.
Presentasi saya akan dibagi kedalam tiga bagian.
Firstly, I am going to look at this research background.
Pertama, saya akan menjelaskan latar belakang penelitian ini.
Then, I am going to talk to you about the literature review of this research.
Kemudian, saya akan membicarakan pada anda tentang tinjauan pustaka penelitian ini.

Finally, I am going to examine the methodology of this study.
Terakhir, saya akan menjelaskan tentang metodologi dalam penelitian ini

- This presentation can be divided into the following subtopics:
Presentasi ini dapat dibagi kedalam subtopik berikut ini:

The first point is

Bagian pertama adalah ...

The next point is

Bagian selanjutnya adalah ...

Next, we come to the discussion of

Selanjutnya, kita tiba pada pembahasan tentang

The final point is

Bagian terakhir adalah

Promising time for questions at the end

- If you have any questions you'd like to ask, please leave them until the end, when I'll be happy to answer them later.

Jika anda punya pertanyaan yang ingin disampaikan, mohon disimpan dulu hingga presentasinya selesai, saya akan sangat senang menjawab pertanyaan-pertanyaan tersebut nanti.

- If there are any questions you'd like to ask, please leave them until the end, when I'll do my best to answer them.

Jika anda punya pertanyaan yang ingin disampaikan, mohon disimpan dulu hingga presentasinya selesai, saya akan menjawab pertanyaan-pertanyaan tersebut sebaik-baiknya.

- Perhaps we can leave any questions you have until the end.

Barangkali, kita dapat menyimpan pertanyaan yang anda punya hingga presentasinya selesai.

- There will be plenty of time for questions at the end of the presentation.

Aka ada waktu untuk bertanya di bagian akhir presentasi.

- I would be grateful if you could ask questions after the presentation.

Saya akan sangat berterima kasih bila anda dapat mengajukan pertanyaan anda setelah presentasi.

f. Delivering the presentation

In this step, the presenter starts explaining everything that he/she has promised to discuss in his/her presentation outline. Keep in mind that the most important thing in a presentation is not about how much the presenter says, but how the presenter's audience can understand what he/she says. Here are the expressions to be used in delivering a presentation.

Explaining the first point

- Okay, so let me start by looking at the first point that is the background of this research.

Oke, mari kita mulai dengan melihat bagian pertama yaitu latar belakang penelitian ini.

- Let's start by looking at this research background.

Mari kita mulai dengan melihat latar belakang penelitian ini.

- So first I'd like to give you a bit of this research background.

Jadi, saya ingin menjelaskan sedikit tentang latar belakang penelitian ini.

- I'd like to start by looking at this research background.

Saya ingin memulai dengan membahas latar belakang penelitian ini.

- Ok, let's start with this research background.

Baik, mari kita mulai dengan latar belakang penelitian ini.

Ending a section

- So, that concludes the background of this study.

Jadi, itulah kesimpulan latar belakang penelitian ini.

- So, that's an overview of the first point.
Jadi, itulah gambaran tentang bagian pertama.
- I think that just about covers the first section.
Saya rasa, itulah cakupan bagian pertama.
- That's all I have to say about the first section.
Demikian yang dapat saya paparkan tentang bagian pertama.

Starting a new section

- Now, let's move on to the second point that is ...
Sekarang, mari kita pindah ke bagian kedua yaitu ...
- Now, let's take a look at the literature review.
Sekarang, mari kita lihat tinjauan pustaka.
- Now, I'd like to move on to the second point that is ...
Sekarang, saya ingin pindah ke bagian kedua yaitu ...
- Next, I'd like to take a look at the literature review.
Selanjutnya, saya ingin membahas tinjauan pustaka.
- Moving on the next part, I'd like to explain the literature review.
Berpindah ke bagian berikutnya, saya ingin menjelaskan tinjauan pustaka.
- Moving on to the next section, let's take a look at the literature review.
Berpindah ke bagian berikutnya, mari kita lihat tinjauan pustaka.
- Let's continue by looking at the second point that is the literature review.
Mari kita lanjutkan dengan melihat bagian kedua yaitu tinjauan pustaka.

Introducing visuals

- Here you can see a diagram.
Disini, anda bisa melihat sebuah diagram.

- I have included this chart to illustrate the first point.
Saya telah mencantumkan gambar ini untuk menjabarkan bagian pertama.
- This is a detail from the previous figure that ...
Ini merupakan rincian dari gambar sebelumnya bahwa ...
- This should give you a clearer picture of the second section.
Ini akan memberi anda gambaran yang jelas tentang bagian kedua.
- This diagram illustrates the background of this study.
Diagram ini menggambarkan latar belakang penelitian ini.
- This graph shows you the number of respondents in this study.
Grafik ini menunjukkan pada anda jumlah responden penelitian ini.
- Take a look at this diagram.
Lihat diagram ini.
- I'd like you to look at this figure.
Saya ingin anda melihat gambar ini.
- This chart clearly illustrates the procedures of this research.
Chart ini dengan jelas menggambarkan tentang prosedur penelitian ini.
- This figure gives you a break down of this research procedures.
Gambar ini memberi anda uraian tentang prosedur penelitian ini.

g. Summarizing

After going through a presentation delivery, the next step to do is to summarize the content and purpose of the presentation by offering a brief overview of what have been discussed and a statement of recommendations to be drawn from the presentation. This will be very helpful for an audience to recall the important points which could not be absorbed during the presentation or just to remind the audience of what a presenter has told them. Here are the expressions commonly used to summarize a presentation.

- Okay, we're very close to the end now, but there are just a couple of important things that I still want to tell you. So, just to recap
Oke, kita hampir sampai dibagian akhir sekarang, namun masih ada beberapa hal penting yang ingin saya sampaikan pada Anda. Jadi, untuk merekap
- Well, that brings me to the end of the presentation. To summarize, I ...
Nah, hal tersebut membawa saya ke akhir presentasi. Untuk meringkas, saya ...
- Just a quick recap of my main points...
Sebagai ringkasan dari penjelasan utama saya ...
- So to summarise the main points of my talk...
Jadi untuk meringkas poin utama dari pembicaraan saya ...
- Well, that's about it for now. We have covered...
Nah, itu saja untuk saat ini. Kita telah membahas ...
- Well, that brings us to the end of the final section, Now, I'd like to summarize by ...
Nah, hal tersebut membawa kita ke penghujung bagian akhir, Sekarang, saya ingin merangkum dengan ...
- That brings us to the end of the final section. Now, if I can just summarize the main points again.
Hal tersebut membawa kita ke penghujung bagian akhir. Sekarang, jika dapat saya ringkas bagian utamanya lagi.
- That concludes my presentation. Now, if I can just summarize the main points.
Hal tersebut menyimpulkan presentasi saya. Sekarang, saya bermaksud meringkas poin utamanya.

h. Inviting questions

Inviting questions from the audience is one of important elements in presentations. This is necessary to make an audience clear about everything that a presenter has discussed in his/her presentation. It is a good idea to invite the audience to address their questions after the presenter has finished describing the body as he/she has stated earlier in the previous step. The questions from the floor will enable the presenter to clarify any unclear things during the presentation. The following sample expressions can be used to handle questions from the audience:

Inviting questions:

- Now, are there any questions you'd like to raise?
Sekarang, apakah ada pertanyaan yang ingin anda sampaikan?
- Does anyone have any questions or comments?
Apakah ada pertanyaan atau komentar?
- That covers the main points. If you have any comments or questions, I'll be happy to hear them.
Semua telah dijelaskan, jika anda punya komentar atau pertanyaan, saya akan sangat senang mendengarnya.
- So that explains my main point. Does anyone have any comments or questions?
Jadi, semuanya telah dijelaskan, apakah ada yang punya komentar atau pertanyaan.
- Ok, I'd be happy to take questions now.
Oke, saya siap menerima pertanyaan sekarang.
- I would now like to give you the opportunity to ask questions, any questions?
Saya ingin memberi anda kesempatan untuk bertanya sekarang, ada pertanyaan?

- And now, if there are any questions, I would be pleased to answer them.

Dan sekarang, jika ada pertanyaan, saya akan senang menjawabnya.

- That brings me to the end of my presentation, I'd be glad to answer any questions you might have.

Penyampaian tadi membawa saya sampai pada penghujung presentasi saya, saya akan senang menjawab pertanyaan yang ingin anda sampaikan.

- I'd be really interested in hearing your questions on this.

Saya akan sangat senang mendengar pertanyaan anda tentang ini.

Referring to level of English

- If you ask any questions I would be grateful if you could ask them slowly and clearly, as my English is a bit rusty

Jika anda bertanya, saya akan sangat berterima kasih jika anda bertanya dengan pelan dan jelas, sebab bahasa Inggris saya agak sedikit berkarat/jelek.

- Sorry, could you repeat the question more slowly please?

Maaf, dapatkah anda mengulang pertanyaannya lebih pelan?

- Sorry, could you speak up please?

Maaf, bisakah anda berbicara sedikit lebih keras?

- Sorry, I didn't hear the first/last part of your question.

Maaf, saya tidak mendengar bagian pertama/terakhir pertanyaan anda.

- Sorry, I still don't understand—would you mind asking me the question again in the break?

Maaf, saya masih belum mengerti, tidak keberatankah anda menanyakan pertanyaan itu lagi saat istirahat.

- I'm not exactly clear what your question is.

Saya tidak begitu jelas apa pertanyaan anda.

Giving an opportunity to ask

- Okay, could we start with the question from the gentleman/lady at the back? Yes, you.
Baik, bisakah kita mulai dengan pertanyaan dari saudara/saudari di bagian belakang?, Ya anda.
- Okay, could we just hear from this woman/man at the front?.
Baik, dapatkah kita dengar pertanyaan dari wanita/pria yang didepan?

Interpreting the questions

- If I'm not wrong, I think what you are asking is ...
Kalau saya tidak salah, saya pikir yang anda tanyakan adalah ...
- Can I just be sure that I understand? You are asking me if...
Dapatkah saya memastikan bahwa saya mengerti? Anda bertanya kepada saya apakah ...
- So what you are saying is ...
Jadi, yang anda tanyakan adalah ...
- So your question is...
Jadi, pertanyaan anda adalah ...

Avoiding difficult questions

- I am afraid, I am unable to answer that question at this moment.
Saya kira, saya tidak dapat menjawab pertanyaan itu saat ini.
- I'm not familiar with the details regarding that question.
Saya tidak begitu tau secara mendetail tentang pertanyaan itu.
- I can't give you an exact answer on that, I am afraid.
Saya rasa, saya tidak dapat memberi anda jawaban yang pas tentang pertanyaan itu.
- That's a very good question. However, I don't have knowledge of that. So, I can't give you an accurate answer.

- *Itu pertanyaan yang sangat bagus, namun, saya tidak memiliki pengetahuan tentang itu. Jadi saya tidak dapat memberi jawaban yang pas.*
- That's a very interesting question and my answer is simply I really don't know!
- *Itu pertanyaan yang sangat menarik dan jawaban saya sederhana, saya betul-betul tidak tau.*
- That's a good question and I wish I had a ready answer , but I am afraid I don't.
- *Itu pertanyaan yang bagus, dan saya ingin saya tau jawabannya, tetapi nyatanya tidak.*
- You know, I've never been asked that question before and to be honest I really wouldn't know how to answer it.
- *Anda tau, saya belum pernah ditanya pertanyaan itu sebelumnya dan sejujurnya, saya betul-betul tidak tau bagaimana menjawabnya.*
- I would not like to comment on that.
- *Saya tidak ingin mengomentari itu.*
- Unfortunately, I am not the best person to answer that.
- *Sayangnya, saya bukan orang yang tepat untuk menjawabnya.*
- I am sorry but I am not in a position to comment on that.
- *Maafkan saya, tetapi saya bukan orang yang berhak mengomentari.*
- I am not sure there really is a right or wrong answer to that. What I personally believe is ...
- *Saya tidak yakin apakah benar-benar ada jawaban yang benar atau salah tentang pertanyaan itu, yang saya yakini secara pribadi adalah*
...

Checking the questioner's satisfaction

- Does this answer your question?
Apakah ini menjawab pertanyaan anda?

- Do you follow what I am saying?
Apakah anda memahami apa yang saya katakan?
- I hope this explains the situation for you.
Saya harap ini menjelaskan situasinya pada anda.
- I hope this was what you wanted to hear.
Saya harap ini yang ingin anda dengar.

i. Ending the presentation

When a presenter is going to end his/her presentation, it is polite and traditional to thank the audience for coming and listening. Usually, the speaker thanks the audience after finishing questions and answers session. Some of the expressions for thanking the audience are:

- That brings me to the end of my presentation, thank for your attention
Kita telah sampai pada akhir persentasi saya, terima kasih atas perhatian anda.
- Thank you all for listening, it was a pleasure being here today
Terima kasih atas perhatiannya, senang rasanya berada disini hari ini.
- Well that's it from me. Thanks very much
Baiklah, demikian dari saya, terima kasih banyak.
- Finally, I'd like to finish this presentation by thanking you all for your attention
Akhirnya, saya ingin mengakhiri presentasi ini dengan mengucapkan terima kasih semua atas perhatiannya.
- Finally, I'd like to end by thanking you all for coming today
Akhirnya, saya tutup dengan mengucapkan terima kasih pada kalian semua atas kedatangannya hari ini.

- I'd like to thank you all for your attention and interest
Saya ingin mengucapkan terima kasih atas perhatian dan minat anda.
- And on that point, I will bring my presentation to a close.
Saatnya, saya mengakhiri presentasi saya.
- Let's leave it there. Thank you all very much for attending this presentation here today.
Mari kita tutup sampai disini. Terima kasih banyak atas kehadirannya pada presentasi hari ini.
- That's about it. I'd like to thank you for taking the time to come here today.
Demikian presentasinya, saya ingin menyampaikan terima kasih atas waktunya datang kesini hari ini.
- I have attempted today to describe the main points of my research. I thank you all for your kind attention and I am looking forward to another opportunity of seeing you again. Thank you very much.
Saya telah berupaya menjelaskan bagian-bagian penting dari penelitian saya. Saya ucapkan terima kasih atas perhatian anda dan saya berharap bisa bertemu anda lagi dilain kesempatan. Terima kasih banyak.

3. Making Presentation Tasks

In preparing the presentation task, students need to pick up one topic and to write a short essay about the selected topic. The essay must cover the following components:

1. Introduction

This section must provide at least two questions developed from the topic.

2. Discussion

This section provides information related to the discussion of the proposed problems in introduction.

3. Conclusion

This part provides the summary of information in the discussion part which must be stated in different sentences from those in the discussion.

It is a good idea that teachers describe how to develop a selected topic to be an essay. When the students' essays are ready, the essays must be presented in the classrooms based on the following conditions.

1. The presentation task is an individual assignment.
2. Each student must have one topic to be presented based on a topic of the student's choice.
3. The student should submit a 1-2 to page paper explaining the presentation.
4. The paper provides three areas of focus: introduction, discussion, and conclusion.
5. The presentation should be between five and seven minutes long.

Here are some possible presentation topics for students to choose. The presentation topics can be very helpful to the students to get ideas about interesting topics that can be utilized for presentation or seminars tasks given by teachers in the classrooms. There are 68 topics which are adapted from: <http://www.qessays.com>

1. About Gay Marriage
2. Nuclear Power: Merits and demerits
3. Airport Security: Technology v/s terrorism
4. Smoking in Public
5. Should Marijuana be legalized?
6. Legalizing Prostitution: Right or Wrong?
7. Cosmetic Surgery Risks
8. Cross Culture Adoption
9. Case study on Poverty in Makassar City
10. Drinking Age: How to lower it
11. Online Dating is Safe or Risky
12. Learning English as a Foreign Language in Indonesia
13. Video Games: Suitable for Kids
14. Age Discrimination in the Workplace
15. Are Movie/Video Ratings Accurate?
16. How to Handle Difficult People
17. Why you should Donate Blood
18. College Class Attendance Trends
19. Television Violence: How it Affects Children
20. Stopping Smoking in Public Points
21. Recycling: Conserve your Environment
22. Set Goals and Achieving Them
23. Adolescent Depression: A rampant Problem
24. Should Juveniles Be Tried As Adults
25. Adolescent Behavior Problems

26. Technological shift in phone design
27. Environment vs. technology
28. Impact of technology on learning
29. Learning does not eradicate ignorance
30. Jokowi's care is not the ultimate solution to this country
31. How technology has led to moral decay in societies
32. How technology has created numerous jobs to college dropouts
33. Why children should be allowed to interact with mobile devices
34. Popular games that are safe for small school going children
35. How India has dominated software development
36. How Wi-Fi improved your life
37. Impact of internet on the fight against poverty
38. Impacts of internet on racism
39. Internet led to an increased terrorism activities
40. Technology is largely misused to destroy the world
41. Why capitalism is failing
42. Video Games: Impact on Children
43. TV Media Censorship
44. Vedanta (Vedanta Philosophy)
45. History of herbal medicine (timeline)
46. Water Conservation
47. Tree Plantation
48. Unmanned Aircrafts
49. Touch Screen Monitors
50. Traffic Problems
51. Unemployment
52. Terrorism
53. Rights of prisoners; are they necessary?
54. Terror Attacks: Analysis

55. All the Wonders of the world
56. Education Today
57. Healthy Lifestyle
58. The power of social media
59. Women and men's Rights
60. Educational reforms in Indonesia
61. Euthanasia
62. Food Poisoning
63. Global Warming
64. Social Welfare
65. Democracy
66. Ethics in Business
67. Human Rights
68. Inter religion marriage

4. Sample Of Presentation Text

The example of presentation text presented here is a research proposal presentation which was presented in front of seven professors as the examiners and a group of post graduate students as the audience. The presentation took place at the Linguistics Department, post graduate program of Hasanuddin University Makassar in 2013.

Student's name: Kahrudin
Research title: The Communicative Competence-Based English Course Curriculum for Undergraduate Students
Bismillahirrahmani rrahiim
Date of presentation: Monday, April 8, 2013
Time of presentation: 1.00 P.M

Bismillahirrahmani rrahiim

Greetings:

Good afternoon Everyone

Assalamu alaikum wr wb

Giving Gratitude:

First of all, I would like to extend my sincere gratitude for the opportunity given to me in addressing a presentation on my research proposal. Also, permit me to express my appreciation to all of you for attending this seminar.

Giving introduction:

For those of you who don't know me, my name's Kahrudin. I'm a PhD student of Linguistics Department class 2009 and I have always been interested in language teaching and language curriculum.

Introducing topic:

In today's presentation I'd like to explain to you about *t my research proposal entitled The Communicative Competence-Based English Course Curriculum for Undergraduate Students.*

Structuring the presentation:

My presentation will be in three parts.

Firstly, I am going to look at this research background. Then, I am going to talk to you about the literature review of this research.

Finally, I am going to examine the methodology of this study.

If you have any questions you'd like to ask, please leave them until the end, when I'll be happy to answer them.

Delivering the presentation:

Okay, so let me start by looking at the first point that is the background of this research.

(It is widely recognized that Indonesia is a multilingual country which covers four kinds of languages used for communication among people in the daily lives. The first one is the regional languages. The second one is the national language that is Indonesian which was established as the unifying language in 1928. The third one consists of variants of Indonesian (a mixture of the standard Indonesian and the regional vernaculars). The last category is foreign languages...)

That's all I have to say about this research background, let's continue by looking at the research questions of this study.

(The study of the implemented curriculum development design is going to be developed from four proposed research questions ...).

Next, I'd like to take at the objectives of this study.

(Based on the research questions as previously set out, the report of this study is consequentially expected to find out the following objectives...)

Now, let's move on to Significance of the Study.

(This research is expected to bring about two major benefits in different areas namely...)

Moving on the next part, I'd like to explain the scope of this study.

(This study is restricted to design an implemented curriculum. The study will be carried out at STAIN Parepare where the writer has been teaching English for many years. STAIN Parepare is selected because this college does not have any implemented English curriculums which are specifically designed to meet the learning needs of students within the English education study program....)

So, that concludes the background of this study.

Moving on the next part, I'd like to explain the literature review.

(This study will be shaped by two main theories. The first theory is the one that will give the shape to the study that is the theory of curriculum development in language teaching proposed by Richards (2002). The second theory is to do with the communicative approach, which will lead us to explore the communicative language teaching (CLT) as the basis for promoting communicative competence in language learning....)

Next, I'd like to take a look at the issue of Communicative Competence in Curriculum development of this study

(When we talk about Communicative Language Teaching (CLT), the discussion will lead us in talking about both the process and goals in classroom learning. Both the process and the goals of CLT

are centralized in attaining ‘Communicative Competence’ a term introduced into discussion of language use and second or foreign language learning in the early 1970s. So, the goal of CLT is to develop communicative competence...)

Let’s continue by looking at Development of Competency-Based Curriculum for English Study Program in undergraduate level of education.

(English in undergraduate is differently taught from English in basic and secondary Schools. The difference can be seen in several aspects such as the status, the number of learning hours, and the curriculum...)

Now, I’d like to move on to the conceptual framework of this research.

And I have included this figure to illustrate the framework.

Moving on the next part, I’d like to explain this Research Hypothesis

(The implication of the communicative competence-based English course curriculum on the students’ communicative competence will be tested through the following hypothesis e.g. H_0 = The null hypothesis. The students who learned English through this implemented curriculum will not achieve communicative competence with significant value at $\alpha = 0.05$...)

So, that’s an overview of the literature review.

Finally, I’d like to move on to the methodology employed in this study

And I would like firstly to talk about the research procedure

(In order to design the communicative competence-based English curriculum, the writer would like to give a description of the procedures of this research in term of phases' identification that this study employs. Three main phases are identified which are formulated by integrating the components of curriculum developments proposed by Richards and ADDIE (Analysis, Design, Development, Evaluation) R&D Model introduced by Dick and Carry (1996). The phases can be illustrated in this figure...)

Inviting questions:

Well, that's about it for now, Does anyone have any questions or comments?

Ending the presentation:

Today, I have attempted to describe some important parts of my research proposal. I thank you all for your kind attention. I would be very pleased if you have gained some new sights today and realized that there remain so many things to be understood regarding the communicative competence issue in our language curriculum. Thank you very much.

BIBLIOGRAPHY

- Anonymous, 2011. *Correct Posture for Public Speaking* available online at <http://www.parischiro.com>
- Anonymous (2014) *Great Speech Topics and Tips for a Perfect Presentation*, available online at <http://www.best-speech-topics.com>
- Bartlett, J (1919). *Familiar quotations* (10th ed.). Rev. and enl. by Nathan Haskell Dole. Boston, MA: Little, Brown, and Company. Retrieved from Bartleby.com website: <http://www.bartleby.com/100>
- Bauman, J (2013) *Simple Steps to Master Public Speaking*, e-book available online at <http://artofpublicspeaking.net/>
- Bjerregaard, M and Compton, E (2011) *Public Speaking Handbook*, Snow College. Available online at www.snow.edu/.../public_speaking_handbook.pdf
- Boyd, S (2003) *Fast Talkers*, available online at <http://www.speaking-tips.com>
- Burke, C (2014) *Public Speaking Tips : Body Language 2 - Using Eye Contact* available online at <http://www.artofcommunicating.com.au>
- Dlugan, A (2012) *How to Use Quotes in Your Speech: 8 Benefits and 21 Tips*, available online at <http://sixminutes.dlugan.com/speech-quotes/>
- Dlugan, A (2013) *Volume and the Public Speaker: Be Heard and Be Effective*, available online at <http://sixminutes.dlugan.com/volume-public-speaker/>
- George L. G and Skinner (2007) *Mastering Public Speaking*, Boston USA: Allyn & Bacon Publishers

- Hamilton, C (2012) *Essentials of Public Speaking*, Boston, MA: Wadsworth.
- Hankel, I (2015) *10 Tips For Talking Confidently* available online at <http://www.isaiahhankel.com>
- Haynes, J (2015) *Use Caution with Gestures in Class*, available online at <http://teaching.monster.com>
- Jeff, P (2009) *10 Ways to End Your Speech with a Bang*, available online at <http://sixminutes.dlugan.com>
- Lucas, S. E. (2007) *The art of public speaking*. New York, New York: McGraw-Hill.
- Mc Croskey, J. C. (2001). *An introduction to rhetorical communication*. Boston, MA: Allyn & Bacon
- Mehrabian, A. (1981) *Silent messages: Implicit communication of emotions and attitudes*. Belmont, CA: Wadsworth
- Mulyana, Y.G.H (1999). *A Practical Guide: English for Public Speaking*, Kesaint Blanc, Jakarta-Indonesia
- Mitchell, O (2009) *8 Presentation Tips To Make Your Eye Contact More Powerful*, available online at <http://www.speaking-aboutpresenting.com>
- National Institute of Mental Health (2014) *Fear / Phobia Statistics* available online at <http://www.statisticbrain.com>
- Nordquist, R. 2014. Public speaking, available online at <http://grammar.about.com/od/pq/g/Public-Speaking.htm>.
- Owen, J.L (2008) *Public Speaking Online Guide: Interactive Modules*, the American Communication Association, available online at <http://textcommons1.org>
- Phillips, B. (2012) *How to Deliver a Powerful Closing to a Speech on Any Topic* <http://www.prdaily.com>
- Richards, J.C (2008) *Teaching Listening and Speaking, From Theory to Practice* , New York: Cambridge University Press

- Rose, D (2011)** *Public Speaking and Presentations (2/3): Transitions and Signposting – ‘Speaking Glue’* available online at <http://lacstrainingblog.com>
- Rowe, C (2014). *The Role of Nonverbal Communication During Speech Delivery*, available online at <http://study.com>
- Snyder, K (2015) “*What! I Have to Give a Speech? How Do I Begin?*” available online at <http://www.presentation-pointers.com>
- Toastmasters International (2011) *Gestures: Your Body Speaks*, available online at www.toastmasters.org/members
- Velrajan, S (2012) *How to write attention grabbing speech introductions?* available online at <http://toastmasters.saroscorner.com>
- Wallwork, A (2010) *English for Presentations at International Conferences*, Springer: New York
- Wahyunii (2014) *Mastering English Is the Solution to Strengthen Competitive Skills in Free Trade*, available online at <http://www.voicesofyouth.org>
- Wrench, J.S, et al (2012) *Public Speaking: Practice and Ethics* v. 1.0 available online at <http://2012books.lardbucket.org>

1. The Quiz of Communication Apprehension
Personal Report of Communication Apprehension
(PCRA)

Directions: The following twenty-four statements ask how you feel about communicating. Don't worry if some statements seem similar to other statements. All you need to do is to rate the extent to which the statement describes you in the space to the left of each item and record your first impressions without analyzing the statements closely. Use the following scale:

- | | |
|--------------------|----------------------------|
| 1 = Strongly agree | it's really me |
| 2 = Agree | it's me |
| 3 = Undecided | how well this describes me |
| 4 = Disagree | it's not me |

- 1. I dislike participating in group discussions.
(Saya tidak suka berpartisipasi dalam diskusi kelompok)
- 2. Generally, I am comfortable while participating in group discussions.
(Secara umum, saya nyaman saat turut berpartisipasi dalam diskusi kelompok)
- 3. I am tense and nervous while participating in group discussions.
(Saya tegang dan gugup saat turut berpartisipasi dalam diskusi kelompok)
- 4. I like to get involved in group discussions.
(Saya ingin terlibat dalam diskusi kelompok)

- 5. Engaging in group discussions with new people makes me tense and nervous.
(Melakukan diskusi klp dgn orang2 baru membuat saya tegang dan gugup)
- 6. I am calm and relaxed while I participate in group discussions
(Saya tenang dan santai saat berpartisipasi dalam diskusi kelompok)
- 7. Generally, I am nervous when I have to participate in a meeting.
(Secara umum, saya gugup ketika saya harus berpartisipasi dalam pertemuan)
- 8. Usually, I am calm and relaxed while participating in meetings.
(Biasanya, saya tenang dan santai saat turut berpartisipasi dalam pertemuan)
- 9. I am calm and relaxed when I am called on to express my opinion at a meeting.
(Saya tenang & santai ketika dipersilakan menyatakan pendapat di pertemuan)
- 10. I am afraid to express myself at meetings.
(Saya takut untuk mengekspresikan diri di pertemuan)
- 11. Communicating at meetings usually makes me uncomfortable.
(Berkomunikasi di pertemuan2 biasanya membuat saya tidak nyaman)
- 12. I am relaxed when answering questions at a meeting.
(Saya santai saat menjawab pertanyaan pada pertemuan/ rapat)

- 13. While participating in a conversation with a new acquaintance, I feel nervous.
(Saat bercakap dengan kenalan baru, saya merasa gugup)
- 14. I have no fear of speaking up in conversation.
(Saya tidak takut berbicara dalam percakapan)
- 15. Ordinarily, I am tense and nervous in conversations.
(Biasanya, saya tegang dan gugup dalam percakapan)
- 16. Ordinarily, I am calm and relaxed in conversations.
(Biasanya, saya tenang dan santai dalam percakapan)
- 17. While conversing with a new acquaintance, I feel relaxed
(Sementara bercakap-cakap dengan kenalan baru, saya merasa santai)
- 18. I'm afraid to speak up in conversations.
(Saya takut angkat bicara dalam percakapan)
- 19. I have no fear of giving a speech.
(Saya tidak takut berpidato/ceramah)
- 20. Certain parts of my body feel tense and rigid while giving a speech.
(Bagian2 tertentu dari tubuh saya tegang dan kaku saat berpidato/ceramah)
- 21. I feel relaxed while giving a speech.
(Saya merasa santai saat memberikan pidato)
- 22. My thoughts become confused and jumbled when I am giving a speech.
(Pikiran saya menjadi bingung dan campur aduk ketika saya berpidato)
- 23. I face the prospect of giving a speech with confidence.
(Saya menghadapi kesempatan memberikan pidato dengan percaya diri)

..... 24. While giving a speech I get so nervous I forget facts I really know.
(Saat berpidato saya menjadi begitu gugup saya lupa hal2 yg saya benar-benar tau).

Calculate your score: This test allows you to compute your overall communication apprehension score and your communication apprehension scores for particular speaking situations. To calculate your score for each of the four communication contexts measured by this instrument, add or subtract your scores for each item as described below. Begin your adding or subtracting with 18 points in each case.

1. Group Discussion

(18) + (scores items 2, 4, & 6) – (scores items 1,3, & 5)
 18 + (), (), () – (), (), () =

2. Meetings

(18) + (scores items 8, 9, & 12) – (scores for items 7, 10, & 11)
 18 + (), (), () – (), (), () =

3. Interpersonal Communication

(18) + (scores items 14, 16, &17) – (scores items 13, 15, & 18)
 18 + (), (), () – (), (), () =

4. Public Speaking

(18) + (scores items 19, 21, & 23) – (scores items 20, 22, & 24).
 18 + (), (), () – (), (), () =

To determine your overall score on the PRCA, add the points you earned on all four of the contexts together.

TOTAL SCORE (.....)

Norms for the PRCA = 24 Range of Scores: 24-120

Average Score: 65 (plus or minus 15)

High Level of Apprehension: above 80

Low Level of Apprehension: below 50

2. Questionnaire for Speech Performance Evaluation

QUESTIONNAIRE FOR EVALUATING SPEECH PERFORMANCE

Name:

Topic:

1 = No

2 = Undecided

3 = Yes

1 = Yes

2 = Undecided

3 = No (Items 15, 16, 17)

1. Is the topic interesting?

1 2 3

2. Does the speaker address whole audience?

1 2 3

3. Does the speaker use appropriate addresses?

1 2 3

4. Does the speaker greet the audience?

1 2 3

5. Does the speaker use an attention grabber?

1 2 3

6. Is the attention grabber interesting to you?

1 2 3

7. Does the speaker state the topic clearly?

1 2 3

8. Does the speaker describe his expertise or the benefits of the speech?

1 2 3

9. Does the speaker state his main points clearly

1 2 3

10. Does the speaker describe the main ideas with supporting information?

1 2 3

11. Does the speaker use signposting to move from one idea to the other?
1 2 3
12. Does the speaker use transitions to move from one section to the other?
1 2 3
13. Does the speaker recapture the main points of his speech's conclusion?
1 2 3
14. Does the speaker paraphrase the conclusion of his speech?
1 2 3
15. Does the speaker draw conclusion abruptly ?
1 2 3
16. Does the speaker draw conclusion with hope?
1 2 3
17. Does the speaker draw conclusion with apology?
1 2 3
18. Does the speaker close his speech with platitude?
1 2 3
19. Does the speaker close his speech with attitude?
1 2 3
20. Do you understand the speech as a whole?
1 2 3
21. Is the speech effective and impressive?
1 2 3
22. Does the speaker master his/her speech?
1 2 3

Total score :

Result :

Score descriptions

- 1. Poor : 22 – 36 Rater
- 2. Fair : 37 - 51
- 3. Good: 52 – 63 (.....)

Scores description sheet

Group:			
No	Speakers' names	Total Scores	Description
1			
2			
3			
4			
5			
6			

3. Speech Sample From students (One)

Topic Development

The Selected Topic		Favorite Place to Study
1	Where will you be giving your speech?	I will be speaking in the classroom of college students.
2	To whom will you be speaking?	I will be speaking to a group of college students and a lecture.
3	What are your audiences interested in?	My audiences are interested in: 1. Characteristic of the best place to study 2. Agreement between the place and convenience to study. 3. The effects of positive place in studying process.
4	What are you passionate about?	I am passionate about: 1. Choosing proper place to study. 2. Gaining new information after studying process. 3. Never getting bored of the same place to study.

5	What do you know about topic?	<p>What I know about the topic are:</p> <ol style="list-style-type: none"> 1. The positive activities in a certain place will spread positive energy. 2. Praying, reciting Al-Qur'an, and discussing about benefit things are the examples of positive activities. 3. The capacity of a place to accommodate positive energy depends on the frequency of the positive activities. 4. It is easy to create a comfortable environment to study in the positive place. 5. It is easy to understand what you are studying in the positive place.
---	-------------------------------	---

The structure of speech

Addressing

His Excellency, the lecture of speaking 4 subject.

Fellow students

Greeting

Good morning

Assalamu alaykum warahmatullahi wabarakatu

Attention grabber

Ask a rhetorical question

Introduction

- **Stating topic:**

I am greatly honored and grateful because I have an opportunity to address a speech on “how to create a place to study fulfilled by positive energy”.

- **Tell the reason to listen:**

Presenting fact.

Body

- **Purpose:**

To persuade the audience that positive place to study does more good for the studying process and its result.

- **Main points:**

1. *Place to study is one of the factor of achievement.*

Supporting information:

Everyone has their favorite place.

The examples of common place that people like to study there.

2. *Characteristics of the good place to study.*

Supporting information:

The peaceful place

The comfortable place

My favorite place to study

3. *How to create the positive place to study.*

Supporting information:

Positive place can make you easily understand what you are learning.

It is not necessary to visit the place fulfilled by positive energy, because you can create it.

Doing positive activities in your place.

It should be implemented continually

Conclusion

Finally, let's summarize the key points of this talk that positive activities that we do in the certain place will spread the positive energy which is very beneficial as the place to study. This positive energy will help you to understand what you are studying.

Ending

With platitude And attitude: by invitation close.

The speech script

His excellency, the lecturer of speaking 4 subject.

Fellow students

Good morning

Assalamu 'alaikum warahmatullahi wabarakatuh.

How many of you get nothing after studying? How many of you fell bored studying in the same place? How many of you have not found the suitable place to study? In the next 5 minutes, you are going to learn how to create the favorite place to study fulfilled by positive energy.

Ladies and Gentlemen,

I am greatly honored and grateful because I have an opportunity to address a speech under the title that I've mentioned before. Today, I'd like to give you some facts about the relationship between the result of studying

and the place for it. I may not cause you to change your habits and favorite place to study, but at least you'll be better informed about how to create the comfortable environment yourselves then bring positive effects for your achievement.

Learning something to be able to understand and apply the knowledge is everyone's hope. One of the factors that affect is the place to study. Everyone should have their favorite places. Some people prefer to study in the classroom or in the library, another prefer to study under the Ketapang trees, and the other prefer to study on the bed while lying down then finally fall a sleep. Variant places will give variants result as well.

To get started, let's examine the characteristic of good place to study in common. Peacefulness is the main factor to be considered for the place to study. The peaceful place will help the thoughts to focus on the activities you are doing. Comfort is the important thing as well. the comfortable place makes the feelings be not easily get bored to study. I find these characteristics in the mosque. Yes, my favorite place is the mosque. Besides, I feel positive energy fulfill it and makes me easier to understand what I am studying than in the other places. I recommend you to try.

Fellow students,

The question now is, should we go to the mosque every time we want to study? The answer is, it is not necessary . We can create a place with the same energy as that in the mosque, how?. The first, mosque is the place where many of positive activities can be held such as: pray, reciting holy Qur'an, studying, discussing about religion, etc. Therefore, why don't we start making our bedroom or boarding room as the place where we can prayer at night, recite holy Qur'an, or discuss with our roommate?. The second, the positive activities should not only be carried out once, but should also be regular because a place that can accommodate the positive energy depends on how frequent you do the positive activities inside. Let's compare with the mosque where Moslems pray 5 times every day and night together.

Finally, Let's summarize the key points of this talk that positive activities that we do in the certain place will spread the positive energy which is very beneficial for the place to study. This positive energy will help you to understand easily what you are studying.

Fellow students,

Place is the beginning for you to prepare before studying. The success of our learning process and its result is determined by how ready our preparation is. Preparing the positive place to study is easy, you just need to be more patience because it will take a long time. Therefore, to create it, let's start our preparation now, no more delay. If it was not now, when will?

Thank you for your attention

Wassalamu'alaikum warahmatullahi wabarakatuh.

This speech text was written by Utary Rustam in April 2015

The publication of this text is with permission of the writer.

4. Speech Sample From students (Two)

Topic Development

The Selected Topic		The world is a smaller place these days
1	Where will you be giving your speech?	I will be speaking at an admission ceremony of college students.
2	To whom will you be speaking?	I will be speaking to a group of college students and lectures.
3	What are your audiences interested in?	My audiences are interested in: <ol style="list-style-type: none">1. The cause of the world getting smaller these days2. The impact of the condition of the world these days towards the education.3. The effect of the education of the world these days towards the education.
4	What are you passionate about?	I am passionate about: <ol style="list-style-type: none">1. Being a wise person towards the condition of world these days.2. Make use the condition by taking the positive effect that can influence the education for us and the others.3. Continue my education in the new place.

5	What do you know about topic?	<p>What I know about the topics are:</p> <ol style="list-style-type: none"> 1. Technology is one of the causes of the condition of world these days. 2. Technology can help you get information from far places easily. 3. Technology can take you to new places. 4. A new place means a new experience. 5. There is no growth in a comfort zone and there is no comfort in a growth zone.
---	-------------------------------	---

The structure of speech

Addressing

The honourable, the president of Hasanuddin University

Their excellency, the lecturers of Hasanuddin University

Fellow students,

Greeting

Good Morning

Assalamu Alaykum warahmatullahi wabarakatuh

Attention grabber

Arouse suspense or curiosity

Introduction

- Stating topic:

I am greatly honored and grateful because I have an opportunity to address a speech in this students' admission ceremony on "the benefit of technology towards our education"

- Tell the reason to listen:

Providing reason by telling the interest towards the topic.

Body

- Purpose:

To persuade the audience that technology does more good for education development.

- Main points:

1. *Everything seems to be easy in this globalization era because of technology.*

Supporting information:

Visiting a far place is not impossibility.

Knowing information from the other far places

Crossing the frontier of a sate is not only a dream.

2. *You can get the information easily through technology.*

Supporting information:

The information about Hasanuddin Univeristy can be obtained by surfing the internet.

Technology helps you to gather information from books and other reading resources from the internet.

3. *Technology can take you to some new places.*

Supporting information:

It is possible for you to continue your study in new places.

It can increase your knowledge and add your experience

Conclusion

Technology is beneficial to our education development. It is a very simple way to get new experience from other places in this spacious world. Since it will help you to enrich your knowledge and to add your friendship.

Ending

With attitude: by quotation close

The speech script

The honourable, the president of Hasanuddin Univeristy

Their excellency, the lecturers of Hasanuddin Univeristy

Fellow students

Good morning

Assalamu 'alaikum warahmatullahi wabarakatuh

Today, I am going to talk about something that make most of you know that Hasanuddin University exists in this world. Something that by its existence now, you don't get the information about Hasanuddin Univeristy from conversation with your neighbor anymore. Something that takes you from your hometown to the place where you are going to study now. Yes, I am going to talk about all these facilities that happen unconsciously, technology.

I am greatly honored and grateful because I have an opportunity to address a speech in this students admission ceremony on “the benefit of technology towards our education”. I have always been interested in learning something new. I find that it will never make me bored to know something from the different places, different people and different school level. That is why there is nothing more inspiring I think than make the people –especially you all the fellow students- realize how helpful the technology in improving our education.

Ladies and gentlemen,

In this globalization era, everything seems to be easy. Visiting the far place is not an impossibility, we can use the vehicles. It is possible for us to choose, from motorcycle to jet. Knowing information in the other far place is just a commonplace. We can get them from radio to internet network. Crossing the frontier of the state is not only a dream, either by an unexpected scholarship or the perfectly planned own cost. All these facilities happened in the short time, that is technology.

Let's get started talking about how technology provides information. For example information about Hasanuddin University, in the past, you might look for information about this univeristy from your neighbor who studied here. Spend your energy and your time only to get the illustration how it looks like, how it feels like, etc. But now, with technology, you can get all information you need about it just by surfing the internet. Technology also helps you to collect many information from books and other reading resouces to compose your paper, to do your assignment, and to enrich your knowledge taht you can be well prepared to participate in group discussions in the classroom.

I have just explained how you get information from far places easily by technology, now let's take a look at how technology takes you to the new place. Technology obviously makes the world not as spacious as we studied at school, with 6 continents and 5 oceans, yet, make the world become a smaller place these days. It is possible for you to continue your study in the new place like where you are now, maybe some of you here are from Kalimantan, or Java. What is the good news? New place means new life, new friends, and of course new experiance. You will experience many bitter-sweet things that give lessons to your life. What is its contributions to education? I am very sure, this condition will give you opportunity, not only to increase your knowledge but also to improve the human value inside of you.

Finally, let me conclude this talk by saying that technology is beneficial for our education development. It is a very simple way to have new experiance from other places in this spacious world. Since it will help you to enrich your knowledge and to add your friendship.

My fellow students,

Never be afraid of new information and new place. A new place is good news, since the place where you are usually is your comfort zone, and actually no growth in the comfort zone and no comfort in the growth zone. Finally, I want to mention the words of a young succes-businessman Yasa

Singgih, who said “you will never know your ability if you are not out of your comfort zone”. Think about it.

Wassalamu’alaikum warahmatullahi wabarakatuh.

This speech text was written by Utary Rustam in April 2015

The publication of this text is with permission of the writer.

5. Speech Sample From students (Three)

Topic Development

The Selected Topic		Interesting culture in Indonesia
1	Where will you be giving your speech?	I will be speaking In the classroom of college students.
2	To whom will you be speaking?	I will be speaking to a lecture and a group of college students in different ethnic groups.
3	What are your audiences interested in?	My audiences are interested in: <ol style="list-style-type: none">1. The cause of Lontara script is interesting2. The origin of Lontara script3. The role of Lontara script in its ethnic group
4	What are you passionate about?	I am passionate about: <ol style="list-style-type: none">1. Knowing the history of Lontara script2. Sharing the information of the existence of Lontara script today3. Keeping the existence of Lontara script

5	What do you know about topic?	<p>What I know about the topic are:</p> <ol style="list-style-type: none"> 1. One of the elements of culture is language. 2. Indonesia has different ethnic groups which result in language diversity. 3. Lontara script is an interesting written communication system of Buginese people 4. Lontara script is the descendant of kawi's script which represents the belief of Buginese. 5. The use of Lontara today is limited to a certain Buginese and Makassarese people. 6. We need to keep it to provide the information of our culture for our generation.
---	-------------------------------	---

The structure of speech

Addressing

His Excellency, the lecture of speaking 4 subject.

Fellow students

Greeting

Good Morning

Assalamu Alaykum warahmatullahi wabarakatu

Attention grabber

Telling a story

Introduction

- Stating topic:
My speech today is about one of the interesting culture in Indonesia, “Lontara script”
- Tell the reason to listen:
Providing reason by telling the interest towards the topic.

Body

- Purpose:
To persuade the audience in order to take an action for keeping our culture: Lontara Script.
- Main points:
 1. Culture is a result of human creativity and behavior.
Supporting information:
 - fi *Language is one of the elements of culture*
 - fi *The kind of languages: spoken and written*
 - fi *Different ethnic groups resulted in language diversity*
 2. Indonesia and its variant of ethnic groups.
Supporting information:
 - fi *The unique written communication system of Buginese*
 3. How the Lontara script catches the attention of speakers.
Supporting information:
 - fi *Lontara script provides historical information of the shape of the symbols that were used by Buginese descendant in the past.*
 - fi *The belief of Buginese in the past is represented by the shape of Lontara script.*
 - fi *The use of Lontara script today.*

Conclusion

In summary, Lontara script, the written communication system which still exists until now, should make its owner proud. How, a written communication system with only 23 symbols can give information of many things about history and belief of Buginese ethnic group in the past. Aren't u interested in those information? Buginese is our own culture, be proud of your own culture, because an original is worth more than a copy.

Ending

With attitude: by challenging close

With platitude: Thank you.

The speech script

His Excellency, the lecture of speaking 4 subject.

Fellow students

Good Morning

Assalamu 'alaikum warahmatullahi wabarakatuh

When I was child, exactly as a student of the second grade of elementary school, I studied the Buginese language for the first time. The same as the other children in general, I was amazed when I saw some strange symbols similar to codes in a detective movie. The more I looked, the more interesting the shapes were. I was getting more interested when my teacher articulated the sounds of the symbols and strung them one another. Friends, this moment is my first interest in a written communication system of buginese, yes, Lontara Script.

Today, I want to talk about Lontara Script since I have always been interested in Buginese ethnic group and its culture. I find it very fascinating to know more about its culture especially in the written communication system and I really like learning many things from the communication system. That is why, there is nothing more inspiring I think, than helping you all as the Buginese people to keep your amazing written communication system.

Fellow students,,

Culture is the result of human creativity and behaviors. One of its element is language. Language is one of the ways of human to communicate and to address a certain message from a sender to a receiver, both spoken and written. By means of language, human beings are able to adapt in their society with some particular roles as members of the society, to know, and to associate with one another. The language is then inherited by the next generation which is required to keep the language as a part of their culture. The variation of languages in Indonesia is the result of the variation of the ethnic groups.

Indonesia is a country with different ethnic groups, Bugenese is one of them. The same as the other ethnic groups, this ethnic group has a unique language which is different from the others'. It has an interesting written communication system namely Lontara Script. As one of the members of this ethnic group, this script, attract my attention due to some reasons, among other things:

The first, from this Script, we get historical information about the shape of alphabets employed by of our ancestor in the past. Lontara Script is the descendant of Kawi script which was used in the maritime Shoutheast Asia in 800 century. Still, it is unclear whether this script is a direct descendant from Kawi, or derived from the other Kawi's descendants..

The second, from this script, we get information how a communication system represents the belief of this ethnic group. According to the late Prof. Mattulada, the shape of Lontara Script came from "sulapa eppa wala suji". "Wala suji" is from two words: wala and suji. "wala" means separator/fence/guard and "suji" means princess. "wala suji" is a kind of bamboo fence used in the ritual in the rhomb shape. In Buginese, it is called as urupu sulapa eppa which means "four-cornered letters", referencing the Buginese-Makasarese beliefs of the four elements that shape the universe: fire, water, air, and earth.

The third, although the Latin alphabet has largely replaced Lontara Script, this script is still used in the limited extent of Buginese and Makasarese. In Buginese, its usage is limited to ceremonial purposes such as wedding ceremonies. Lontara is also used extensively in printing traditional Buginese literature. In Makasarese, Lontara is additionally used for personal documents such as letters and notes.

In summary, Lontara Script, the written communication system which still exists until now, must make its owners proud. How, a written communication system with only 23 symbols can give information of many things about history and belief of the two ethnic groups in the past. Aren't u interested in those information? Buginese is our own culture, be proud of your own culture, because an original one is worth more than a copy.

Fellow students,

Is it enough only by knowing your culture? Although aksara lontara still exists until today, but can you guarantee its existence in the next 10, 30 and 50 years? if the answers to this question is no, you must start thinking how to keep it. Keeping our culture, in this case, Lontara Script, means keeping the existence of Buginese ethnic group. The question now is: can you keep it? This question is challenging you. We don't need your answers with words, but prove it, because an action speaks louder than words.

Think about it.

Thank you

Wassalamu'alaikum warahmatullahi wabarakatuh.

This speech text was written by Utary Rustam in April 2015

This text has been revised and it is published with permission of the writer.

ABOUT THE AUTHORS



Burhanuddin Arafah is a Professor in English Literature at the Faculty of Cultural Science of Hasanuddin University Makassar. He was born in Soppeng, South-Sulawesi, on March 03, 1965. After graduating from high school in 1984, he attended University of Hasanuddin (UNHAS), from which he received a Drs degree in English Literature in 1988 and then received a Master's degree in American literature after completing

his study at Gadjah Mada University (UGM) in 1995. Following his graduation from UGM, he attended the University of Newcastle Australia in 1998, on an Australian Development Scholarship (ADS) and received a PhD degree in Australian Literature from the university in 2003.

His expertise in English and Literature has given him many opportunities to be **an invited speaker** at international conferences and seminars, held by overseas universities (*e.g. the University of Utara Malaysia in 2005, the University of Newcastle Australia in 2008, the University of Kebangsaan Malaysia in 2009, Hankuk and Sogang University Korea in 2010, the University of Chulalongkorn Thailand in 2012, the University of Nanchang Beijing in 2014, and the World Script Society of Korea in 2014*), and **a research visitor** in many universities abroad (*e.g. the University of Wollongong Australia in 2003, the University of Songkhal Thailand in 2006, the University of Mejo Okinawa Japan in 2008, and the University of Harvard USA in 2013*).

In 2005, he published his first book *Cooperation versus Individualism*. The second book was in 2006 *Malay-Indonesian Short Stories Between 1870 and 1910*. His third book was in 2011 *Transformasi Budaya dan Implikasinya di*

dalam Mengurai Kecerumpan Melayu dalam Konteks Hubungan Bangsa Se-rumpun Indonesia-Malaysia. The forth book was in 2011 entitled *Australian Women's Letters Between 1788 and 1840*. His most recent book was published in April 2015 that is *The Art of Developing Speaking as a Performance: Promoting Formal Uses of Public Speaking Skills in English for Making Speeches and Oral Presentations*, co-authored with Dr. A. Kaharuddin Bahar. This recent book is written to outpour his valuable knowledge and experiences as an invited speaker at international conferences and seminars. It aims to raise expectations about what is possible to learn for students and people in general, which is primarily concerned with giving the opportunities to think creatively, to transform information, to engage in mental challenging-orientated activities through participating in substantive speech and presentation practices, which give the scaffolding and support to be successful in term of both their English language development and the development of public speaking skills.



A. Kaharuddin Bahar, born in Ujung Pandang on August 14, 1975, has been involved in teaching English as a Foreign Language for more than fifteen years. After graduating from Hasanuddin University (UNHAS) in 1999, he began teaching English at Inter Asia College Makassar. One year later, he attended a post graduate program in English Language Studies (ELS) at Hasanuddin University and received a Master's degree in 2004. Following the graduation, he attended UNHAS again in 2009, on a scholarship from the Directorate General of Higher Education of the Republic of Indonesia (Beasiswa DIKTI) and received a Doctorate Degree (Dr) in Applied Linguistics in 2014 after submitting his doctoral dissertation on Syllabus Design in English Language Teaching (ELT). As a College English teacher, he has written four ELT textbooks earlier i.e. *The communicative Competence Based English Language Teaching: Teaching Speaking Courses through CLT*, *An Integrated Method of CLT and Grammar Translation (GT) for Teaching English Communicatively and Accurately*, *Interactional Speaking: A Guide to Enhance Natural Communication Skills*, *Transactional Speaking: A Guide to Improve Transactional Exchange Skills in English for Group Discussions (GD) and Interviews*. His latest book is, with Prof. Burhanuddin Arafah, entitled *The Art of Developing speaking as a Performance: Promoting Formal Uses of Public Speaking skills in English for Making Speeches and Oral Presentations*. As an adjunct instructor at Alauddin Islamic State University (UIN) Makassar, he taught Speaking, Interpreting, English Literature, Discourse Analysis, Linguistics courses.

The Art Of Developing Speaking As a Performance

Promoting Formal Uses of
Public Speaking Skills
in English for Making Speeches and
Oral Presentations



Interacting with other people does not always take place in form of dialogues. There will be an occasion which requires us to speak in front of people (public speaking). We have to speak in front of adolescents, peers, colleagues, etc. There will be the time where we need to stand at a podium in front of an audience, raise up on a stage, and speak over a microphone. And honestly, not all people do feel comfortable being the center of focus in a room of a certain occasion. The reality shows that so many people have gone to college and have sat through lectures for so many sessions in a year, however, they still frequently face difficulties for being not able to speak in public when they are required to do it due to less knowledge of survival language and communication strategy. This has conducted mentality problems such as anxiety, nerve etc which finally lead to their inability to speak in front of an audience confidently and effectively. The fact illustrates and highlights the importance of learning public speaking skills. Having the knowledge of public speaking absolutely facilitates someone to speak in front of an audience with high self confidence and less fear because the person exactly knows how to do it well. Hence, this Book "The Art of Developing Speaking as a Performance" is then compiled to meet the needs. The needs of Indonesian students or people in general who want to learn speaking as a performance in English.

This book provides explanation of two public speaking activities i.e. making a speech and making an oral presentation. The discussion of each section generally provides information about strategies and survival language commonly used when making speeches or making presentations. Strategy refers to the process of planning speaking as a performance such as how to start a public speaking, how to face audience and win the audience's attention, how to handle a nerve etc. Besides, survival language refers to a series of appropriate expression needed for speaking in public such as addressing and greeting the audience, introducing topic, describing main points, summarizing, dealing with questions, making clarification etc. In order to clarify the presentation of the materials, the writers also provide some samples of real life public speaking e.g. making speech and making presentation that the students not only learn the strategy and the survival language, but they can also find out how the strategy and the survival language are put into real life practice. Lisa Braithwaite, a public speaking coach, (2007) once said:

"If you think of public speaking as a talent, and it's one you don't have, you will fall into the trap of comparing yourself to others who you perceive to have "natural talent." You will see yourself as deficient in some way. If you think of public speaking as a talent, and one you do have, you might think you don't need to work at it, because you're a "natural."

If you see it as a skill and recognize that everyone has to put in the time and effort to improve, you will get better.

Whether or not you have "talent," develop your public speaking skills by learning and practicing - and by taking every opportunity to speak in public immediately after reading this book. []

