



Prof. Dr. Abd. Hakim Yassi, Dipl, TESL, M.A
Dr. Andi Kaharuddin Bahar, S.IP, M.Hum

SYLLABUS DESIGN

For English Language Teaching



SYLLABUS DESIGN

For English Language Teaching

Sanksi Pelanggaran pasal 22
Undang-undang Nomor 19 Tahun 2002
Tentang Hak Cipta

1. Barang siapa dengan sengaja dan tanpa hak melakukan kegiatan sebagaimana dimaksud dalam pasal 2 ayat (1) atau pasal 49 ayat (1) dan ayat (2) dipidana dengan penjara paling singkat 1 (satu) bulan dan/denda paling sedikit Rp.1.000.000,- (satu juta rupiah) atau pidana penjara paling lama 7 tahun dan atau denda paling banyak 5.000.000.000,- (lima milyar rupiah)
 2. Barang siapa dengan sengaja menyiarkan atau mengedarkan atau menjual kepada umum suatu ciptaan atau barang hasil hak pelanggaran cipta atau Hak terkait sebagaimana dimaksud pada ayat (1), dipidana dengan penjara paling lama 5 tahun atau denda paling banyak Rp. 500.000.000,- (lima ratus juta rupiah)
-

Prof. Dr. Abd. Hakim Yassi, Dipl. TESL, M.A
Dr. Andi Kaharuddin Bahar, S.IP, M.Hum

SYLLABUS DESIGN

For English Language Teaching

 **trust**
media
publishing

Prof. Dr. Abd. Hakim Yassi, Dipl, TESL, M.A
Dr. Andi Kaharuddin Bahar, S.IP, M.Hum
SYLLABUS DESIGN FOR ENGLISH LANGUAGE TEACHING
Yogyakarta: 2015
XIII+224 hal.; 14,5 x 20,5 cm

Hak Cipta dilindungi undang-undang.

Dilarang memperbanyak atau memindahkan sebagian atau seluruh isi buku ini dalam bentuk apapun, baik secara elektris maupun mekanis, termasuk memfotocopy, merekam atau dengan sistem penyimpanan lainnya, tanpa izin tertulis dari Penulis dan Penerbit.

Penulis : Prof. Dr. Abd. Hakim Yassi, Dipl, TESL, M.A
Dr. Andi Kaharuddin Bahar, S.IP, M.Hum

Desain Cover : Alazuka

Layout Isi : Orbit trust

Cetakan I : Desember 2015

ISBN : 978-602-73678-0-7

Penerbit : **TrustMedia Publishing**
Jl. Cendrawasih No. 3 Maguwo-Banguntapan
Bantul-Yogyakarta
Telp./Fax. +62 274 4539208 dan +62 81328230858.
e-mail: trustmedia_publishing@yahoo.co.id

Percetakan : **CV. Orbittrust Corp.**
Jl. Cendrawasih No. 3 Maguwo-Banguntapan
Bantul-Yogyakarta
Telp./Fax. +62 274 4539208 dan +62 81328230858.
e-mail: orbit_trust@yahoo.co.id

CONTENTS

PREFACE	vii
----------------------	------------

PART ONE

Introduction	1
A. English Status in the Curriculum of Indonesia	1
B. The Outcomes of English Language Teaching in Indonesia	6

PART TWO

Syllabus Design in English Language Teaching.....	11
A. Curriculum and Syllabus	11
B. Syllabus Design Models	13
1. The Models of Syllabus Design in ESP	14
2. The Models of Syllabus Design in Language Curriculum Development	20

PART THREE

Needs Analysis in Syllabus Design	27
A. Needs Analysis in Theoretical Perspectives	27
1. The concept of Needs Analysis in ESP	27
2. The Concept of Needs Analysis in Language Program Development	32
B. The Systematic Procedures of Needs Analysis.....	34
1. Making Decision About the Needs Analysis	34
2. Gathering Information	35
3. Using the Information	38

PART FOUR

Communicative Competence and Syllabus Design	39
A. Communicative Competence in English Language Teaching	39

B.	Syllabus Design Frameworks.....	43
C.	Communicative Competence as an Alternative Approach to Syllabus Design in ELT.....	47
D.	Genesis of Communicative Competence-Based Syllabus Design ..	51

PART FIVE

Communicative Competence-Based Syllabus Design 57

A.	The Procedures of Communicative Competence-Based Syllabus.	57
1.	Step One (Preliminary Phase)	58
2.	Step Two (Development Phase)	58
3.	Step Three (Review Phase).....	58
B.	Implications of Implementing The Communicative Competence-Based Syllabus Procedures.....	60
1.	Communicative Competence-Based Syllabus Design Model .	61
2.	A Framework for Communicative Competence-Based Syllabus	66

PART SIX

Methodology of Designing Communicative

Competence-Based Syllabus 71

A.	The Preliminary Phase.....	71
1.	Making Decisions in a Needs Analysis	72
2.	Gathering Information of the Needs Analysis.....	80
3.	Using the Needs Analysis Information.....	119
B.	The Development Phase.....	130
1.	Selecting Syllabus Content	130
2.	Planning Course Structure (Designing Syllabus)	135
3.	Developing Instructional Materials.....	149
a.	Lesson Plans of Speaking Course one	149
b.	Instructional Materials for Speaking Course One.....	155
c.	Instructional Materials Review by the Experts	168
C.	The Review Phase	173
1.	Implementing the Instructional Materials in the Classroom	174
2.	Evaluating the Outcomes of Learning	176

BIBLIOGRAPHY 211

PREFACE

This book is entitled "Syllabus Design for English Language Teaching". It mainly provides detailed elucidation of the process of designing a syllabus as one of systematic steps of curriculum development in language teaching. Curriculum development in language teaching should be done since it implies an effort carried out by the language teachers to improve the quality of language teaching through some stages of systematic planning such as a needs analysis, formulation of learning objectives, development of syllabus and teaching materials, teaching materials' implementation as well as evaluation to find out the effectiveness of the curriculum by taking into account the achievement of learning goals in language teaching program.

The theoretical basis used to elucidate the syllabus design procedures in this book is the theory of curriculum development propounded by Jack C. Richards (a professor of applied linguistics at the University of Sydney Australia) in 2001. Richards is of the opinion that curriculum development in language teaching can be done through seven systematic stages i.e. needs analysis, situational analysis, planning learning outcomes, course organization, selecting and preparing teaching materials, providing for effective teaching, and evaluation. Based on Richards' theory, syllabus design lies in the stage of selecting and preparing teaching materials in which Richards himself termed it as course planning and syllabus design stage. The section has been the focus in the elucidation of this book.

According to Nunan (1988), syllabus design is to select and to organize teaching materials (selection and grading of content). The concept has led the writers make serious efforts to introduce a model of syllabus design which is developed by several systematic procedures ranging from conducting a needs analysis, preparing teaching materials, to setting up stages of evaluation to prove the effectiveness of the implementing the syllabus design and its developed teaching materials. For the reason, this book generally includes some information on the discussion of:

- a. The status of English in the education system of Indonesia and the outcomes of English teaching all this time according to researchers in the field of language teaching,
- b. the distinction between the terms of curriculum and syllabus therewith the syllabus design theory from the standpoint of ESP and Language Program Development,
- c. theory of needs analysis as the main cornerstone in the development of syllabus design,
- d. the concept and the theory of communicative competence based syllabus design,
- e. the systematic stages in designing a competency-based syllabus ranging from preliminary stages with the needs analysis, the stage of teaching materials development, as well as the stage of reviewing the learning outcomes.
- f. A practical example of a study which is presented to make the readers clearly understand how to apply the stages of developing the communicative competence based syllabus design.

With this work, the writers have made effort to give a contribution to the development of syllabus design theory in particular and the theory of curriculum development in general by presenting views on syllabus design and framework which are different from the pre existing syllabus designs and frameworks in English teaching. In addition, the syllabus design is developed in three simple and systematic stages as a solution to the confusion of some English teachers all this time in designing course syllabus and developing teaching materials which suit their students' needs. Accordingly, a course syllabus and its teaching materials are no longer developed based on teachers' intuitions and perceptions, but based on a needs analysis for the sake of attaining highly qualified learning outcomes.

Makassar September 30, 2015
The authors,

Abdul Hakim Yassi
A.Kaharuddin Bahar

PART ONE

Introduction

A. English Status in the Curriculum of Indonesia

Indonesia as a multilingual society is very well known as a heterogeneous and multicultural country which is occupied by a large number of population with different religions, ethnic groups as well as cultures. The phenomenon of multilingualism in Indonesia is common since it has historically always been a multicultural country, with people of various ethnic groups who speak within the country in more than one language in their social lives. As Ellis (2003:11) says, multilingualism is the norm in many African and Asian countries. In addition, the data presented by UNESCO (2003) provide interesting information in which Indonesia is internationally recognized as the largest multilingual population in the world only after Papua New Guinea.

As a multilingual country, Indonesia covers four kinds of languages used for communication among people in the daily lives. The first one is the regional languages. Territory of Indonesia which extends from Sabang to Merauke has absolutely contributed to cultural diversity with over 300 different ethnic groups with 726 living regional languages spread out in the regions of Indonesia in 2009 (Wikipedia.org). The second one is the national language, Indonesian which was established as the unifying language in 1928, even before the Indonesian independence. Today, Indonesian is understood and spoken by the majority of Indonesians for communicating among people from different language backgrounds and as a means of daily social interaction, a medium of instruction in education, or as a means

of political or media communication and for formal occasions. The third one consists of variants of Indonesian (a mixture of the standard Indonesian and the regional vernaculars). Thus, most Indonesians are bilingual or even multilingual, speaking Indonesian as the national language during formal occasions, variants of the Indonesian language and the regional language as the mother tongue. The last category is foreign languages. A number of foreign languages have been learned and in use for some time. These include Dutch, Arabic, English, German, French, Japanese, and Chinese. However, English has a special status among these foreign languages.

English is very important for Indonesia and the reason most frequently puts forward for this is that English is a global or international language. The global status of English is partly due to the number of people who speak it. Crystal (2003: 67-69) estimates that in 2000 there were approximately 1,500 million speakers of English worldwide, consisting of around 329 million mother tongue speakers (mostly in inner circle or predominantly English speaking countries), 430 million second language speakers (outer circle countries) and about 750 million speakers of English as a foreign language in the countries of the expanding circle and of course, the number of these significantly increases these days.

With reference to the recent status of English as a foreign language in Indonesia, Lie (2007:3) argues that outside the academic and professional worlds, English has never been widely used as the lingua franca of the majority of the population in Indonesia. However, a few Indonesians still use it in their daily social interactions. In the academic sector, academicians, both students and professors, are quite familiar with English and occasionally use it as a means of academic communication. Besides, those who are involved not only in the main level of management such as bankers and government officials, politicians but also in entertainment such as artist, radio announcers or television presenters apply code-mixing (combining) and code-switching (changing rapidly) between Indonesian and English in their daily lives.

In addition, English is presently recognized as the only foreign language included as a compulsory subject in schools which is taught

for eight or nine years from primary schools (from Grade 4 or 5) to universities. Meanwhile, other foreign languages, like French, Chinese or Japanese, if offered, are electives (Renandya, 2000: 115-116). There has also been a growing tendency in many big cities in this country to teach English beginning from the first grades of primary schools and even from kindergarten. Referring to some policies of English language education from primary to tertiary level in Indonesia will provide a better picture of how English is formally learnt at schools and universities.

English in primary education was initially taught in 1994 based on the decree of the Ministry of Education and Culture No.060/U/1993 in which English could be taught as a local content subject from the fourth grade of primary school. Local content subjects are complementary subjects selected to be taught to the pupils according to the local needs and conditions. When the 2006 curriculum was implemented, the Ministry of National Education gave opportunity to the primary schools pupils to learn English as a local content subject from the first grade. This policy was indicated by the regulation of the Ministry of National Education No.23/2006. This act also specified the standard competencies that had to be attained by the primary-school pupils in learning English. The stipulated competencies covered the four language skills e.g. (a). the pupils understand very simple oral instructions, information, and stories about their school and environment. (b). the pupils orally give very simple instructions and information about their school and environment. (c). the pupils read aloud and understand very simple written instructions, information, pictorial texts about their school and environment, and (d). the pupils write very simple words, expressions and text with correct spelling and punctuation.

Besides, English in secondary education started being taught in 1968 based on the decree of the Ministry of Education and Culture No.096/1967. This regulation recommended teaching English as a compulsory subject in junior and senior high schools. According to the regulation, the objective of teaching English is to equip the students with a working knowledge of English which includes reading, listening, writing, and speaking abilities (Petrus, 2012:6). The standard competencies of junior-high school students who learn English are

clearly stated in the regulation of the Ministry of National Education No.23/2006 namely: (a) the students understand simple oral interpersonal and transactional, formal and informal, discourses in the forms of narratives, procedures, descriptions, and reports, in everyday life contexts. (b). the students express simple oral interpersonal and transactional, formal and informal, discourse in the forms of narratives, procedures, descriptions and reports, in everyday life contexts. (c). the students understand simple written interpersonal and transactional, formal and informal, discourse in the forms of narratives, procedures, descriptions and reports, in everyday life contexts. (d). the students express simple written interpersonal and transactional, formal and informal, discourse in the forms of narratives, procedures, descriptions and reports, in everyday life contexts.

In addition, the decree of the Ministry of National Education No.23/2006 also sets out the standard competencies to be attained by the students of senior high school who learn English among other things: (a). the students understand oral interpersonal and transactional, formal and informal, discourses in the forms of narratives, descriptions, news items, reports, analytical expositions, oratory expositions, spoofs, explanations, discussions, and reviews in everyday life contexts. (b). the students express oral interpersonal and transactional, formal and informal, discourses in the forms of narratives, descriptions, news items, reports, analytical expositions, oratory expositions, spoofs, explanations, discussions, and reviews in everyday life contexts. (c). the students understand written interpersonal and transactional, formal and informal, discourses in the forms of narratives, descriptions, news items, reports, analytical expositions, oratory expositions, spoofs, explanations, discussions, and reviews in everyday life contexts. (d). the students express written interpersonal and transactional, formal and informal, discourses in the forms of narratives, descriptions, news items, reports, analytical expositions, oratory expositions, spoofs, explanations, discussions, and reviews in everyday life contexts. The aforementioned competencies, attached in the 2006 curriculum for both students of junior and senior high school, cover the four language skills as well i.e. listening, speaking, reading, and writing.

At the tertiary level of education, English is offered based on the decree of the Ministry of National Education No.232/U/2000 on the guideline for tertiary education curriculum and students' learning assessment. In paragraph 1 article 7 of the decree, it is obviously stated that the curriculum for tertiary education which becomes the basis for the organization of a study program, consists of a core curriculum and an institutional curriculum. In the core curriculum, English is treated as the key competence in which English mastery is a compulsory e.g. English is what must be learnt in an English study program. In English study program, English is offered in some sub study programs such as English language teaching, English language studies, and English literature. In the sub study programs, the students are mainly required to possess communicative competence, that is, students internalize knowledge, both of the grammatical rules of a language, and of the rules for appropriate use in social contexts which are expected to be able to promote their productive (speaking and writing) and receptive (listening and reading) skills. The skills are essential to encounter the pleasure of interacting socially with many different kinds of people all over the world, to overcome the challenges of many types literature written in English (e.g. linguistics and research reports, journals, and articles), and to enhance their teaching skills by studying the theoretical knowledge and practical approach to teaching English as a foreign language. Therefore, English must be the basis for attaining graduate competency (Decree of MONE No.045/U/2002, chapter 3, verse 2).

The existence of English in an institutional curriculum is stated in the decree No.045/U/2002, paragraph 2, article 10 specifying that institutional curriculum could include Indonesian, English, Basic Natural Science, Philosophy of science, physical education, etc. Besides, it is also found in the National Education Law No.20/2003, paragraph 2, article 37 which states that the curriculum in tertiary education should include religious education, civic education, and languages. Languages in this case include the Indonesian language, local languages, and foreign languages, especially English as an international language used in global communication. As a subject in an institutional curriculum, English is taught in non-English study programs (such as economics, law, and engineering) across the institutions where it is learnt to

support the key competence of a particular study program. In an institutional curriculum, English is an elective competence to master.

B. The Outcomes of English Language Teaching in Indonesia

In spite of the fact that English as a foreign language has officially been taught as a compulsory subject throughout primary, secondary as well as the tertiary level of education in Indonesia for so many years, complaints related to the English learning outcomes still exist. Some researchers who are interested in investigating English language teaching in Indonesia such as Lowenberg (1991), Lie (2007), Alwasilah, (2007), Kaharuddin (2014) reported that communicative competence in English among high school and university graduates is generally low. Lie (2007:3) even extremely claims that the students' inability to communicate effectively as sense of failure in teaching English. According to Riggenback & Lazaraton (1991: 125), students of second/foreign language education programs are considered successful when they can communicate effectively in the language. Communicating effectively means that the students are able to express themselves, both verbally and non-verbally, in ways that are appropriate to cultures and situations.

The researchers mentioned above disclosed not only the negative outcome but also the causal factors exist behind it. Lie (2007), for instance, finds out that the low level of competence occurs because English language teaching methods used in Indonesian public schools still focus on accuracy not fluency and this has consequently labeled the students 'disabled, dyslexic or immature toward English that they have studied at schools. Besides, Lowenberg (1991: 127-138) describes some factors that might contribute to the problem of the low level of English proficiency faced by students learning English in Indonesia. The first factor is that the problem lies within the curriculum and syllabus. The second one is the Indonesian classroom situation which is still generally overcrowded and noisy. The third factor is that there are many teachers who are still lacking in proficiency in English or still need more training in language pedagogy.

In addition, from a survey, Alwasilah (2007) also found some weaknesses in the English courses at the college level that make the students' communicative competence low: (1). No needs analysis conducted to find that the course does not meet the students' expectations. (2). The entrance levels of the students in the class are relatively heterogeneous. (3). The course is taught by inexperienced teachers. (4). There is repetition of what has been taught at secondary schools. (5). There is no selection and classification based on competencies and students' needs. (6). There is no coordination among intra-and inter-institutions.

Another study conducted by Kaharuddin (2014) involving 150 students of English education study program at an Islamic College also found the students' inability to cope with problems of improving their communication skills in English. He stated that the attainment of communicative competence as a key competence at the English education study program is still unsatisfactory. In line with the fact, he also uncovered that the main causal factor which contributed to the low levels of the students' competence is the absence of needs analysis in teaching-learning interactions. The absence of needs analysis can obviously be seen in several aspects i.e. the first, the course objectives were drawn up based on the course designer's perceptions and subjective personal belief rather than an objective assessment of the learners' situation and needs. In other words, the needs analysis is ignored in the process of formulating the courses' goals and objectives formulated.

With regard to formulating the course aims and objectives for a language program, Richards (2001: 121) suggests that aims and objectives statements should be derived from information gathered during a needs analysis. In addition, Brown (1995:71) is of the opinion as well that the process of needs analysis can generate a tremendous amount of information that must be sorted and utilized in some way within the curriculum. One way to use this information is to apply what has been gathered in the needs analysis for the formulation of program goals and objectives. Brown further mentions that in a language program, a needs analysis is very important because it is the basis for developing a curriculum that will meet the learning needs of a particular group of students. Once the students' needs are identified,

they can facilitate the curriculum designers to state goals and objectives which, in turn can be used to develop syllabus, teaching materials, teaching activities, as well as evaluation strategies.

The second, courses syllabus and teaching materials were developed by neglecting the needs analysis as well. In this case, English lecturers are given an opportunity to create their own syllabus and teaching materials creatively to be employed in teaching the students in the classrooms. Some English lecturers stated that the courses syllabus were normally designed based on their intuitions about what they think good for the students to learn in the classroom and not preceded by a needs analysis. Consequently, the syllabus design is not reliable to ensure that the course is appropriate, effective, practical, and realistic to enable the students succeed in both academic and occupational settings.

Paradowski (2002) considers that the first step of every syllabus design should be needs analysis, i.e. a set of techniques and procedures used for obtaining information about the learners and situations and purposes for which they want to learn the language. Therefore, to determine what the students need to achieve through the medium of teaching them English skills e.g. speaking, it is very important to carry out the needs analysis before designing the course syllabus. With regard to the statement, Richards (2001: 32) mentions that different types of students have different language needs and what they are taught should be restricted to what they need. Similarly, Engelmann (1993: 3) stated that the curriculum applied by the teachers in the classroom interaction must be relevant to the students' needs.

Therefore, ignoring the needs analysis in formulating the course goals and objectives, designing course syllabus, as well as developing teaching materials will negatively influence the outcomes of teaching English, like the low level of English proficiency faced by students learning English. Based on the research reports, we can at least identify three major causal problems of the students' low communicative competence in learning English i.e. the first: problem associated with curriculum and syllabus which are designed without needs analysis, the second: problem related to the overcrowded classrooms, and the third: problem associated with unqualified teachers.

Realizing the negative outcome of English Language Teaching in Indonesia, there must be some efforts to carry out in order to increase the learning outcomes and to improve the quality of teaching English at schools and colleges. One of the efforts is to develop the existing curriculum by redesigning syllabi used in the institutions into well-designed courses syllabi for teaching English. As Wello and Nur (1999) cited in Al-afghani (2011: 57) comment that a well-designed course syllabus is a necessary component of a successful language program.

Showing how to make a well-designed syllabus for a certain course is the main purpose of writing this book. What this book describes is the information about the importance of providing a well-designed syllabus which must be started from understanding the students that is an effort to identify what they want to learn, how they want to learn before deciding materials, activities, assignment in the course syllabus that enable them to learn effectively. This kind of effort is normally recognized as a needs analysis. Integrating the students' needs in a course syllabus will bring many advantages such as it very useful for assisting teachers in formulating goals and objectives, it can be used to focus on teaching the most important language items, it can be very helpful to identify relevant lessons that the students need to learn, it will be very helpful to decide interesting and motivating activities to be implemented when learning in the classrooms. With achievable learning objectives, relevant course contents, interesting and motivating activities, the quality of learning outcomes will significantly increase because a well-designed course syllabus basically contains both a learning contract and a teaching road map which outline everything the students need to learn and are able to do as the results of having participated in a course.

PART TWO

Syllabus Design in English Language Teaching

A. Curriculum and Syllabus

Before discussing more and more about syllabus design in English language teaching, it is first of all essential to see the difference between curriculum and syllabus to recognize the main focus of this book. Some confusion still exists over the distinction between curriculum and syllabus since the concept of curriculum has changed in the past years and the terms are used differently in the existing literature on education of different educational system in some countries e.g. British vs. US. Therefore, it is necessary to provide a clear concept of the two terms in this part. From the point of view of the existing literature on education, many scholars have proposed their ideas on curriculum and syllabus. For instance, Rodgers (1989) as cited by Richards (2001:39) states that syllabi prescribe the content to be covered by a given course from only small part of the total school program. Curriculum is a far broader concept. Curriculum is all those activities include not only what pupils learn, but how they learn it, how teachers help them learn, using what supporting materials, styles and methods of assessment and in what kind of facilities.

Print (1993:7) also makes a similar distinction between a syllabus and a curriculum. According to him, curriculum and syllabus are different. A syllabus is typically a list of content areas which are to be assed. Sometimes the list is extended to include a number of objectives and learning activities. However, syllabus is obviously intended to be a subsection of curriculum. By comparison, a curriculum includes not only content and a detailed statement of curriculum intent (e.g. aims,

goals, and objectives), but also the other curriculum elements including detailed learning activities and evaluation procedures.

From the educational system perspective, the European term 'syllabus' and its North American counterpart 'curriculum' often seem to be very close in meaning and sometimes further apart. In a distinction that is commonly drawn in Britain, 'syllabus' refers to the content or subject matter of an individual subject, whereas 'curriculum' refers the total contents to be taught and aims to be realized within one school or educational system. While in the USA 'curriculum' tends to be considered synonymous with 'syllabus' in the British sense. White (1988: 4) is of the opinion that the terms curriculum and syllabus are frequently used interchangeably in the US, but in the traditional context, syllabus commonly refers to 'the content or the subject matter of an individual subject', whereas curriculum usually refers to 'the totality of content to be taught within a school or educational system' (White 1988: 4). In Britain syllabus is placed 'in a subordinate position to curriculum' (White 1988: 4) and concerns itself with 'a specification of what units will be taught as distinct from how they will be taught, which is a matter of methodology' (Nunan 1988: 6).

According to Nunan (1988), syllabus design involves the selection and grading of content, whereas methodology is concerned with the selection and grading of learning tasks and activities. 'Content' in this context refers to 'a specification of what units will be taught', whereas 'methodology' to 'how they will be taught' (Nunan 1988: 6). In a grammar-oriented syllabus, for example, the main job of the syllabus designer will be the selection of 'grammatical, phonological, and vocabulary items which are then graded according to difficulty and usefulness' (Nunan 1988: 11). As is mentioned above, a narrower view of syllabus design sees it as being concerned with defining and organizing linguistic content and also with the description of the role of teachers and teaching materials (White 1988: 3), but not with methodology, or the description of learning tasks and activities. A broader view of syllabus design, on the other hand, includes methodology as an integrated component of syllabus design, as is seen in the development of the process syllabus, which is to be discussed in the later section.

In this book, curriculum and syllabus are distinguished based on the differences as outlined above. A syllabus is a specification of what takes place in the classroom, which usually contains the aims and contents of teaching and sometimes contains suggestions of methodology. A curriculum, however, contains (1) general ideas about the rationale a language program (language learning and language teaching), (2) detailed information of the goals of a language program (aims, objectives and targets learning purpose) and (3) implementation of a program (teaching methodology and evaluation). In other words, we can say that a syllabus is a part of curriculum elements.

Another important thing to understand here is that as we see the distinction of the two terms based on a language program context in Indonesia, syllabus is often used to refer to something similar to a language course, whereas curriculum refers to a specific document of a language program developed for a particular purpose containing many different kinds of courses to attain the stipulated purpose e.g. department of English education curriculum. Therefore, we can talk about a listening one syllabus or a speaking two syllabus, but we don't have a listening one curriculum or a speaking two curriculum. Referring to the distinction, we can then assume that syllabus design seems to be more pedagogical nature, whereas curriculum is a more planning issue.

B. Syllabus Design Models

In English Language Teaching, syllabus design can be viewed in two particular types or versions i.e. syllabus design in English for Specific Purpose (ESP) version and syllabus design in curriculum development version. All courses in both versions are in need of well-designed syllabi in order to carry out successful courses. A successful course normally depends on the planning that precedes it. Even if courses in ESP or language programs may vary course matter, level, and methodology, the course need a systematic plan and structure in order to enable them effectively reach expected instructional goals. A well planned and structured course is often recognized as a product of a well designed syllabus. Furthermore, syllabus design can be understood as a formalized course of study taught by teachers in their

classrooms as they and their students interact with the intended and available materials. In addition, Munby (1984: 63), syllabus design is seen as a matter of specifying the content that needs to be taught and then organizing it into a teaching syllabus of appropriate learning units. Following Munby, Maley (1984: 107) points out that syllabus design encompasses the whole process of designing a language program which makes effort to examine important aspects such as needs analysis, goal-setting, and content specification (materials), methodology, assessment instrument to be used as a guide for both teacher and learner in their pedagogical interactions. Before a syllabus designer starts producing a syllabus for a certain course, the designer needs to take into account several important things as general guidelines of designing syllabus.

Dick (2005) provides some steps to identify i.e. First of all, a syllabus designer has to decide on what basis he is going to choose the items to be included in the syllabus and how these items will be organized. In other words, the designer has to decide the type of the syllabus design that is going to be employed. Secondly, the teaching situation has to be analyzed to reveal the conditions under which the syllabus will be implemented and the available resources, potential problems, as well as external factors that might force us to depart from the syllabus at some point must be determined. The last, it is essential to examine the students as the target group to identify the students' abilities, learning preferences and needs, which is obviously the basis for stipulating course objectives. After all, the designer may start devising the structure of the syllabus and preparing suitable materials. Besides, before the design product is ready to be applied in the classroom, it is also necessary to determine the assessment instrument for the syllabus future revision for the sake of improving and giving space for any possible changes to the syllabus after implementing the course syllabus.

1. The Models of Syllabus Design in ESP

It is important to note that a good syllabus design generally contains some procedural sequences such as needs analysis, content specification, as well as the syllabus organization. However, the last two items will certainly not be able to carry out without being preceded by

a needs analysis which is aimed at identifying who the learners are, why, what, when, and how they need to learn. The idea of using learners' needs in language teaching was originated in the 1970s resulting from the interest in teaching the students specific kind of language and communicative skills required for particular communicative purposes in occupations. (e.g. nurse, engineer, flight attendant, pilot, biologist, etc). The interest is then led to the emergence of English for Specific Purpose (ESP) in language teaching program. Evans and John (1998:3) suggest that the foundation of ESP is the simple question: Why does this learner need to learn a foreign language? The answer to this question relates to the learners, the language required, and the learning context, and thus established primacy of need in ESP.

However, before moving on discussing the process of needs analysis in some detail, it is first of all very important to review the syllabus design models that are commonly used in designing language program syllabus. The description of the models of syllabus design will refer to ESP (English for Specific Purposes) approach. This will show us the importance of needs analysis for the design of syllabus and language courses as stated in the literature.

a. Munby's Syllabus Design Model

In 1978, Munby introduced his syllabus design model which consisted of three main components i.e. the participant, the communicative needs processor, and profile needs. Munby's idea on Communication Needs Processor (CNP) in that design model was quite influential in syllabus design of ESP. Munby stated that the design of syllabuses for language courses could only take place after a preliminary work on the learners' needs. Hence, he is of the opinion that The Communicative Needs Processor (CNP) is the heart of the model. The information that is received from the learner, the participant, is processed in the CNP in which there are a number of categories of which results provide us a needs in terms of a description of what the learner will be able to do with the target language when the course is over.

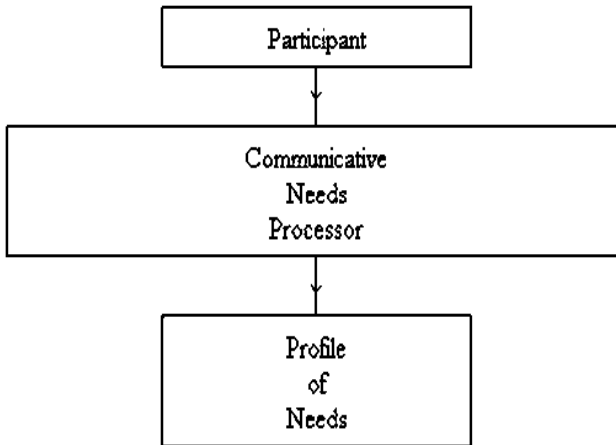


Figure 1 Munby's Syllabus Design Model

In his model, Munby (1978:154-189) addresses many questions about the participant (learner) before deciding communication activities in the syllabus. To make it clearer, the types of questions available in this model will briefly be clarified:

- Firstly, the course designer must collect relevant information about the learners such as the age, sex, nationality, first language as well as the target language. This information can be used to recognize the nature of the participants involved. Munby calls this first parameter as purposive domain.
- The second, the course designer needs to identify the setting - both physically and psycho-socially. The physical setting refers to the time and place in which English will be used e.g. when working (time) in the office (place). On the other hand, the psychosocial has something to do with different environments in which the target language will be used. For example, it could be a noisy, demanding or culturally different environment.
- The third variable is interaction which refers to whom will the students communicate with and the kind of social relationships

exist between them such as superior to subordinate, student to teacher, student to student, and so forth.

- The fourth, the designer needs to determine the instrumentality. Instrumentality concerns with the medium, mode and channel of communication for which learners need to be practiced in the classroom. The medium of communication means the determination whether the language will be spoken, written or both. The mode of communication here means monologue, for example, reading books or a dialogue. The channel of communication could be face-to-face, telephonically, etc.
- The fifth is to decide the kind of the dialect. The reality shows that English has many different kinds of dialects depending on where it is spoken, it is therefore necessary that the learners be taught the kind dialect which is going to be used in the setting where they will communicate. Dialects in this case can be varying such as British or American, African, Indian, Singaporean, regional or non-regional etc.
- The sixth is to determine the target level. This part of the profile attempts to range the delicacy, speed, and flexibility of the communication in English that learners have to cope with, both receptively and productively. The values are then put on a scale that ranges from very low to very high target level and provides a general idea of the dimensions of the learners' target communication.
- The seventh is to decide the communicative event. For Munby (1978) the concern here for the designer is what the participant has to do with the language, either productively or receptively. This is described in terms of communicative events and these (communicative events) are subdivided into communicative activities. He further points out that the results from analyzing an event into component parts that facilitate sociosemantic or skill selection (1978:37).
- The eighth is what Munby (1978) regards as the communicative key. This refers to how a learner does the activities comprising an event. This will indicate what the learners can do to cope with the communicative activities given in the classroom. From here, the

designer may specify the manner in which the participants will have to do the activities comprising an event, e.g. politely or impolitely.

- The last is to decide the target level that is to establish level of linguistic proficiency at the end of the ESP course which might be different for different skills.

b. Bell's Syllabus Design Model

Bell (1981: 36) proposes several activities related to language teaching syllabus design as shown in the following figure.

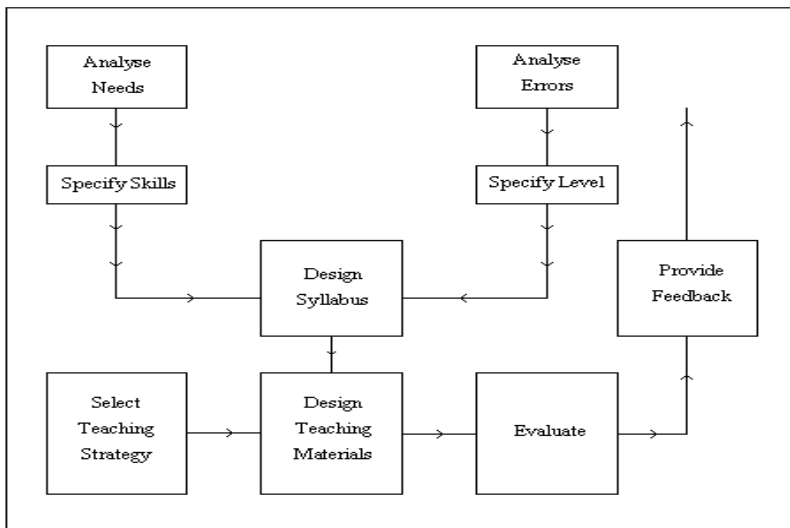


Figure 2 Bell's Syllabus Design Model

Bell (1981) observes that language is a social skill which exists so that individual and group can communicate in their society. In order to be able to communicate with a particular language, the individual and the group have needs to be satisfied in terms of knowledge and skill in the language. He will, therefore, include knowledge of, and ability to use linguistic and social knowledge to create accurate and appropriate communicative acts in interacting with others. He then recommends in pedagogical context that as a syllabus designer is selecting and

sequencing the course contents, he needs to take into account fluency, accuracy as well as appropriateness included when teaching skills of a particular language use. This has to become the main goal of the syllabus.

In addition, Bell clarifies the idea of designing a language teaching syllabus as illustrated in figure.3 above. In closer inspection, we can see that Bell provides two steps on the left branch i.e. analyzing needs, specifying Skills. These steps are also known the external requirements expected of the student. Language external requirements are basically independent variables of the language teaching materials. Thus all teaching needs to consider how old the learners are, what pre-knowledge they have, what they can do with the language, what aims and purposes they have for learning the target language, how much time they are prepared to devote to that purpose.

The next two steps on the right branch consist of analyzing error and specifying level. The steps make effort to identify the students' present competence in the language. Identifying the present competence is very helpful for making it as the basis to determine which language system (lexical and grammatical forms) can be selected to be taught in the classroom. The results of the selection will then lead to determine learning level such as basic, intermediate, and advanced which are all absolutely different in the difficulty of the materials level.

Finally at the bottom branch, there are three steps provided i.e. selecting teaching strategy, designing teaching materials, and evaluating. Designing teaching materials certainly can only be carried out after the designer achieves information needed from the left and the right branches. Then, the designer needs to select the most appropriate teaching strategy to deliver the stipulated teaching materials. Evaluation is eventually very important to examine the outcomes of the learning process. This is done to open opportunity for the syllabus future revision. These steps are recognized as the activities to do with educational philosophy.

2. The Models of Syllabus Design in Language Curriculum Development

This part deals with the discussion of syllabus design which is viewed as one of language curriculum development procedures. The idea can be clarified by taking a look at language curriculum development theories proposed by Brown (1995) and Richards (2001) as follows:

a. Brown's Curriculum Development Model

In 1995, Brown proposed a series of curriculum activities as a systematic approach to program development. This model is then adapted into syllabus design model and used for designing language syllabus by many syllabus designers. Brown's model consists of six interrelated curriculum components i.e. needs analysis, specification of goals and objectives, language testing, developing materials, language teaching, and evaluation. The six components can be illustrated in the following figure.

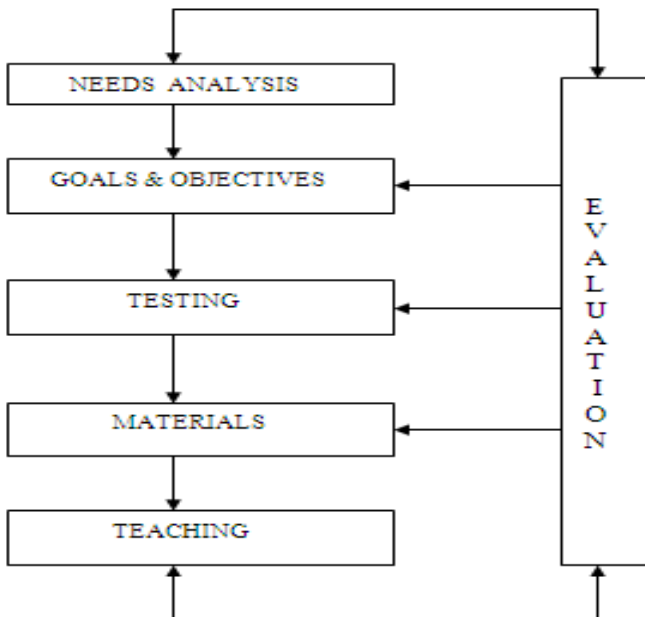


Figure 3 Brown's Syllabus Design Model

Carrying out Needs analysis

Brown is of the opinion that developing curriculum should be initiated by a needs analysis which is carried out to identify the language forms that the students will likely need to use in the target language. With needs analysis, teachers will be able to determine and prioritize educational instruction for students in order to learn English specifically in the parts they need to succeed in their courses and future careers.

Formulating aims and objectives

The logical outcome of identifying the needs of a group of language learners is the specification of goals that is general statements about what must be accomplished in order to attain the students' needs. On the other hand, the objectives are precise statements about what content or skill the students must master in order to attain a particular goal.

Developing Language Testing

Test is one of procedures used in conducting evaluation toward learning and teaching process to uncover if the students have achieved the competencies as stipulated in courses' objectives. Besides, test can also provide valuable information to the lectures whether the learning process can run effectively or not. At least, three kinds of test categories can be used to take decisions about learning and teaching namely:

- Placement, test administered to place the students in the level or group according to their skills and abilities before they start taking a part in a certain language program.
- Diagnostic, test administered to uncover the students' ability and disability during running the language program. This is done to make improvements of the students' achievement before the program ends.
- Achievement, test administered to identify the students' competence after taking a part in a certain language program.

Brown (1995:21) claims that test, e.g. placement test is important to administer after determining the curriculum aims and objectives since the test results will be valuable information for the teachers

selecting and organizing appropriate teaching materials that fit together with the students' competence and level of proficiency.

Developing Materials

Curriculum planners can rationally start dealing with developing materials after having preliminary sets of needs analysis, objectives, and test results in hand (Brown, 1995:22). Materials development basically refers to the production, evaluation and adaptation of language teaching materials by teachers for their own classrooms (Tomlinson 2003:1). Materials in this discussion include anything which can be used to facilitate the learning of a language. They can be linguistic, visual, auditory or kinesthetic, and they can be represented in print, through live performance or display, or on cassette, CD Room, DVD or the internet (Tomlinson 2003:2).

Language teaching

Brown (1995:23) is of the opinion that for curriculum development purpose, the teachers must be given more freedom than usual in the classroom to teach as they feel appropriate. Of course, the teacher and the students should be aware of what the objectives for a given course are and how the testing will be given at the end of the course.

Evaluation

Evaluation might be defined as the systematic collection and analysis of all relevant information necessary to promote the improvement of curriculum and to assess its effectiveness within the context of the particular institution involved (Brown, 1995:24). Program evaluation has to be viewed as the ongoing process of information gathering, analysis and synthesis, the entire purpose of which is to constantly improve each element of a curriculum. Therefore, evaluation is not only used to assess how effective a program run, but also can be utilized to gather information in the process of (1). Developing objectives, (2). Writing and using the test, (3). Adopting, developing or adapting materials and (4) teaching.

b. Richard's Curriculum Development Model

Another language curriculum development theory was proposed by Richards in 2001. He proposed a model of curriculum development which could also be adapted into syllabus design procedures in language program development. Richard's model is focused on needs analysis, situational analysis, planning learning outcomes (aims and objectives), course organization, selecting and preparing teaching materials, providing for effective teaching and evaluation (Richard, 2001:41). He further claims that these curriculum elements must be viewed as forming a network of interacting system. The illustration of the model can be seen in the figure below:

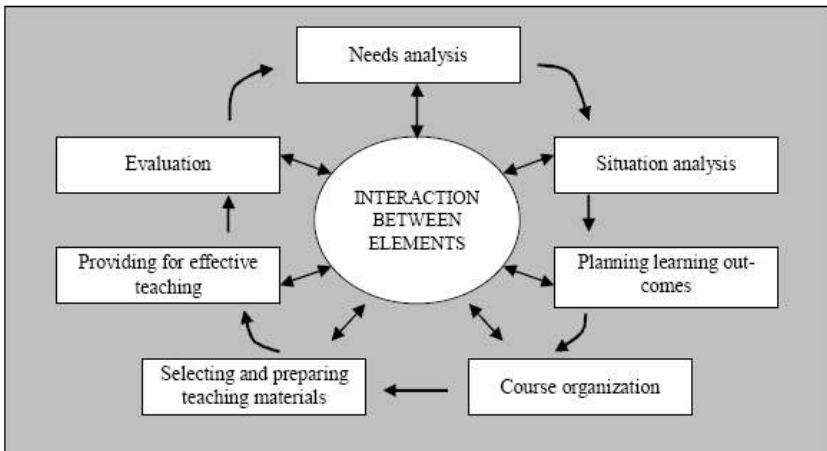


Figure 4 Richards' model of curriculum development

The following discussion deals with presenting detailed descriptions on each of the elements of curriculum development in language teaching as proposed by Richards.

Needs analysis

The term needs tend to be interpreted differently by some people. The people frequently use the term to refer to wants, desires, demands, expectations, motivations, lacks, constraints, and requirements (Brindley 1984 cited in Richards 2002:54). In language teaching

perspective, Richards (2002:54) proposes a description on what needs are. He points out that needs can be described in term of 'linguistic deficiency', that is, as describing the difference between what a learner can presently do in a language and what he or she should be able to do.

Situational Analysis

A language program from a particular curriculum is carried out in particular contexts or situations. Each context for a curriculum contains factors that can potentially facilitate or hinder the success of a curriculum implementation (Richards 2002:90). It is therefore very important to identify these factors with a process called situational analysis. Print (1999: 110) defines situational analysis as the process of examining the context for which a curriculum is to be develop and the application of that analysis to curriculum planning.

In addition, Richards (2002:91) states that situation analysis is an analysis of factors in the context of a planned or present curriculum project that is made in order to assess their potential impact on the project. Situational analysis thus serves to identify potential obstacles to implementing a curriculum project and factors that needed to be considered when planning the parameters of a project. According to Richards, information gained through situation analysis functions to complement the information gathered during needs analysis. Even, it is sometimes considered as a dimension of needs analysis.

Planning goals and learning outcomes

In this part, we will discuss another important aspect of curriculum development that is determining the goals and the outcomes of the curriculum. Richards (2002:112) proposes several key assumptions about the reasons for stipulating goals in curriculum development i.e. People are generally motivated to pursue specific goals, the use of goals in teaching improves the effectiveness of teaching and learning, a program will be effective to the extent that its goals are sound and clearly described. In language program, curriculum developers mostly describe goals in terms of aims and objectives.

According to Prints (1999:124), aims state what is to be hopefully achieved by the curriculum. In addition, Richards (2002: 120) also states that an aim refers to a statement of a general change that a

program seeks to bring about in learners. The aim statements are normally developed from information collected during a needs analysis. Aims are very general statements of the goals of a program. In order to give more precise focus to program goals, aims are often accompanied by statements of more specific purposes. These are recognized as objectives. Richards (2002:122) is of the opinion that an objective refers to a statement of specific changes a program seeks to bring about and results from an analysis of the aim into its different component.

Course planning and syllabus design

Traditionally, syllabus design in language teaching used to be considered as the starting point in planning a language program rather than viewed as an activity occurs in the process of curriculum development. As an integrated part of curriculum development, syllabus design (i.e. selecting and organizing the course content) must be based on the aims and objectives that have previously been formulated from needs analysis. Richards (2002:145) suggest a number of different levels of designing syllabus such as developing a course rationale, describing entry and exit level, choosing course content, sequencing course content, planning the course structure as well as preparing the scope and sequence plan.

Providing for effective teaching

The focus of this part is how quality teaching can be achieved in a language program. Richards (2002:198) states that quality teaching is achieved not only as a consequence of how well teachers teach but through creating contexts and work environment that can facilitate good teaching. Therefore, the attainment of quality teaching must consider some determinant factors such as institutional factor, teacher factors, teaching factors, and learner factors.

Evaluation

In language program perspective, Richard (2002:286) specifically defines evaluation as to collect information about different aspects of language program in order to understand how the program works. This can be done by analyzing and examining several contexts in the language program such as the goals attainment, the process of

implementing the syllabus and the course contents, and how effective the language program respond the learners' needs.

PART THREE

Needs Analysis in Syllabus Design

From the previous discussion on syllabus design literature, we can obviously see how the scholars put needs analysis as the most important activity in initiating syllabus design process. The next part of discussion will specifically clarify needs analysis and some systematic procedures for conducting a needs analysis.

A. Needs Analysis in Theoretical Perspectives

A Needs Analysis (NA) possesses a crucial role in the process of designing language course syllabus, whether in English for Specific Purposes (ESP) or general English course. The centrality of NA has been acknowledged by several scholars and authors in pedagogical practices e.g. Munby, 1978; Hutchinson and Waters, 1987; Berwick, 1989; Tarone and Yule, 1989; Robinson, 1991; West, 1994; Allison et al. (1994); Seedhouse, 1995; Jordan, 1997; Dudley-Evans and St. John, 1998; Iwai et al. 1999; Hamp-Lyons, 2001; Finney, 2002. As it was previously stated in the above section, a syllabus compilation is necessarily preceded by a needs analysis, as it 'provides a basis for setting goals and objectives' (Nunan and Lamb 1996: 27). Thus, the NA concept, in this section, will explore its definition and emergence in ESP and in language teaching in terms of language program development.

1. The concept of Needs Analysis in ESP

According to West (1997: 68) in his article, the term 'needs analysis' was firstly used in the 1920s. However, at the time, it only

referred to determining the needs of the general language learners, who studied English that was formulated not for the sake of learning and knowing English. Since the term was not used to represent what the students' need to learn in English language learning at the time, that it was considered irrelevant and did not linger. The return of needs analysis in language teaching context is closely related to the emergence of ESP movement in the 1970s. According to Hutchinson and Waters (1987:7), the 1970s as for most linguists is considered as the revolution phase in linguistics. As the demand was growing for English courses from demand of language usage (traditional) to demand of language use (communicative), influential new ideas began to emerge in the study of language.

Traditional approaches of language teaching had been to describe the rules of English usage that is the grammar. However, communicative approach shift attention away from defining the formal features of language usage to discovering the ways in which language is actually used in real communication. Advocates of communicative approach also recognized that many learners needed English in order to use it in specific communicative purposes such as occupational or educational purposes. The idea was simple, the advocates found out that language in fact varies from one situation of use to another; it should be possible to determine the features of specific situations and then make these features the basis of the learners' course.

From the idea, they started thinking that it would be more efficient to teach the students the specific kind of language and communicative skills required for particular roles, (e.g. that of nurse, engineer, flight attendant, pilot, biologist, etc) rather than just to concentrate on more general English. This led to the emergence of English for Specific Purpose (ESP) movement. Evans and John (1998:3) suggest that the foundation of ESP is the simple question: Why does this learner need to learn a foreign language? The answer to this question relates to the learners, the language required, and the learning context, and thus established primacy of need in ESP. Need is defined by the reasons for which the student is learning English. In order to determine the kinds of communication learners would need to master for occupational or educational particular settings, ESP uses the discipline of need analysis

such as the use of observation, surveys, interviews, situation analysis, and analysis of language samples identified in different settings.

English For Specific Purpose (ESP) soon began to appear the language needs specialization in language learning such as English for Academic Purpose (EAP) specifically designed for academicians like university students, English for Occupational purposes (EOP) specifically designed for kinds of job professions such as nurses, engineers, restaurant staff, doctors, hotel staffs, airline pilots, and so forth which recommended for specialized language programs based on an analysis of learners' need. Since then the scope of the concept has evolved and expanded. Consequently, the idea of what is meant by needs analysis has also gradually changed.

Since at the beginning, needs analysis was introduced into language teaching through ESP movement, therefore many concepts associated with needs analysis are found in ESP context. The most widely referred model that reflects the earlier concept of needs analysis is Munby's Communicative Needs Processor. As previously explained in the previous section that in order to explore the learners' needs in language learning, Munby uses nine components aimed at collecting as much information as possible to answer the questions such as topic, participants, medium, etc. With the assistance of the collected information it is then possible to establish the required language skills, language functions and language forms of any group of learners to be used in designing language syllabus. Therefore, the CNP procedures view needs analysis by using language-centered approach which defines needs analysis as the ability to comprehend and produce the linguistic features of the target situation. However, Hutchinson and Water criticize it by stating that there is more to needs than this (Hutchinson and Water 1987:54).

In defining needs analysis, Hutchinson and Water (1987: 55-58) first of all make a basic distinction between target needs and learning needs. Target needs refer to what the learner needs to do in the target situation. On the other hand, learning needs cover all the learners need to do in order to learn. According to them, 'target needs' is an umbrella term to identify necessities, lacks, and wants. Necessities: It is the type of need due to the demands of the target situation that is what the

learner has to know in order to function in the target situation e.g. a businessman needs to understand business letters, to communicate effectively at sales conference etc. To develop his ability to communicate in the situations, he presumably needs to know the linguistic features such as discourse, function, structure, and lexical commonly used in the situations. Lacks: Identifying necessity is not enough to describe the needs of particular group of learners. It is also important to recognize what the learners know already, so that we can decide which of the necessities the learner lacks. In other words, the target proficiency needs matching against the existing proficiency of learners. The gap identified between the two can be referred to as the learners' lacks. Wants: Identifying necessities and lacks of the learners seems to be an objective sense. This effort must be adapted with the learners' actual motivation in the learning process which may not be ignored. So, taking into account the learners' motivation in language learning process is subjective view of needs which is also necessary to employ in the preparation of teaching materials and methodology. A number of ways can be used to gather information on target needs. The most frequently used are questionnaires, interviews, observation, gathering text, informal consultation with learners etc. Based on the discussion as previously presented, it is known that target situation analysis basically makes effort to uncover what knowledge and abilities the learners require being able to perform the required degree of competence. Learning needs analysis, on the other side, tries to disclose how the learners need to learn the knowledge and the skills

The other ESP practitioners, Dudley-Evans and St John (1998: 121-126), also propose their concept on needs analysis by stating that needs analysis is the process of establishing the what and how of a course which covers there major aims i.e. the first, needs analysis aims to know learners as people, as language users and as language learners. The second, needs analysis study also aims to know how language learning and skills learning can be maximized for a given learner group. The third, needs analysis study aims to know the target situations and learning environment so that data can appropriately be interpreted. To describe how to attain the three aims, Dudley-Evans and St. John (1998: 125) introduced their needs analysis theoretical frameworks which can be illustrated in the figure below:

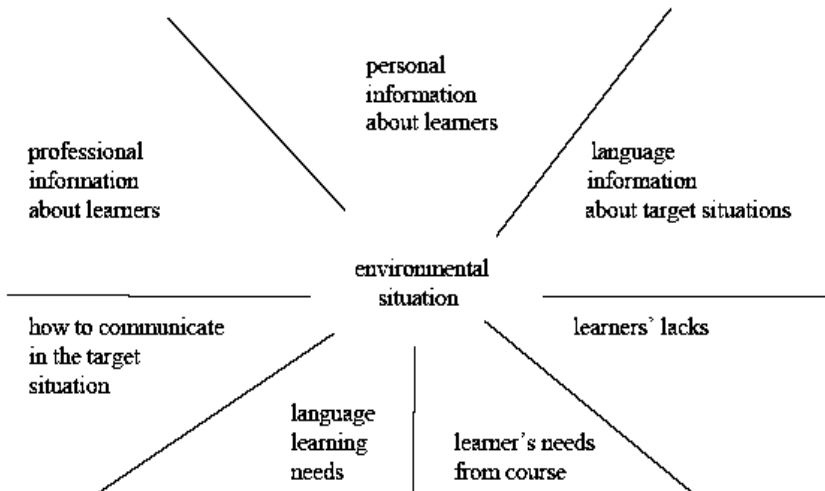


Figure 5 Dudley-Evan and St. John needs analysis framework

The above figure illustrates a model of ESP needs analysis which is focused on (1) learners' professional information, (2) Learners' personal information, (3) Learners' language information about the target situations, (4) learners' lacks, (5) learners' needs from course, (6) language learning needs, (7) Communication information in the target situation, and (8) environmental information. The aspects of language needs analysis are obviously defined by Dudley-Evans and St John (1998: 125) as follows:

- a. Professional information about the students refers to the tasks and activities students are/will be using English for-target situation analysis (TSA) and objectives needs.
- b. Personal information about the students refers to factors which may affect the way they learn such as previous learning experiences, reasons for attending the course and expectations of it, attitude to English-wants, means subjective needs.
- c. English language information about the students refers to what their current skills and language use. This is also known as present

situation analysis (PSA) which could allow us to assess the students' lacks since PSA determines strengths and weakness in language skills.

- d. The students' lacks refers to the gap between the students present proficiency and the target proficiency that the students will achieve.
- e. Language learning information refers to the effective ways of learning skills and language in (D)-learning needs-Learning Situation Analysis (LSA)
- f. Knowledge of how language and skills are used in target situation-linguistic analysis, discourse analysis and genre analysis.
- g. Students' needs from the course refer to what the students want to achieve from the course.
- h. Environmental situation refers to information about the environment in which the course will take place.

2. The Concept of Needs Analysis in Language Program Development

In recent language teaching perspective, the term needs tend to be interpreted differently. Some people frequently use the term to refer to wants, desires, demands, expectations, motivations, lacks, constraints, and requirements. In the case of language programs, needs will be language related. According to Brown (1995: 35), needs analysis is an integral part of systematic curriculum building which can serve as the basis for stating goals and objectives, developing tests, materials, teaching activities and evaluation strategies. Therefore, he considers needs analysis as an activity carried out to gather information that will serve as the basis for developing a curriculum that will meet the learning needs of a particular group of students within the context of particular institutions that influence the learning and teaching situation (Brown, 1995: 36). That, the concept of 'needs' in language program development setting, is not only related to what the learners' needs in learning but also related to identifying the needs of teaching institutions, user-institutions graduates (e.g. companies, business

enterprises, banking etc.) as well as society's needs in a larger spectrum.

Needs analysis which is seen as an integral part of the systems approach to language program development, is also demonstrated by Richards (2001). He is of the opinion that needs analysis is procedures used to collect information about learners' needs as a basis for curriculum development which is carried out for some different purposes (Richards, 2001:51) i.e. to find out what language skills a learner needs in order to perform a particular role, such as university student, sales manager, tour guide etc, to help determine if an existing course adequately addresses the needs of potential students, to determine which students from a group are the most in need of training in particular language skills, to identify a change of direction that people in a reference group feel is important, to identify a gap between what students are able to do and what they need to be able to do, to collect information about a particular problem learners are experiencing. For the reason, Richards suggests that the first step in conducting a needs analysis is to decide exactly what its purposes are. However, Richards (2001: 55) then emphasizes that needs in language curriculum is not a matter of the language skills that the learners need to survive in an English dominant society (students' language needs), but seeks to enable them to critically examine and become active in shaping their own roles in it (language use in society).

The concept that will be used in this study is meant to combine the best features of the two concepts of needs analysis by including elements of needs analysis from ESP and language curriculum development. This concept is a working concept stipulated to facilitate the process of needs assessment as an integral part of language syllabus design. In this study, the phrase 'needs analysis' refers to a systematic process of gathering information on the learners' necessities, lacks, and wants on the basis of subjective (the learners) and objective (the course designers, teachers, graduates) views to satisfy the language learning requirements of students for designing a communicative competence-based syllabus of speaking one course at the English Department of STAIN Parepare.

B. The Systematic Procedures of Needs Analysis

This part will present the discussion of systematic procedures in carrying out a needs analysis proposed by a prominent language teaching practitioners i.e. Brown (1995), in which the procedures are going to be adapted in administering a needs analysis for this study. In order to perform needs analysis for language development program, Brown (1995: 36) proposes three basic systematic steps to follow i.e. making basic decision about the needs analysis, gathering information, using the information.

1. Making Decision About the Needs Analysis

There are some fundamental decisions that a curriculum/syllabus designer needs to think about before any needs analysis can take place that is to decide: who will involve in the needs analysis, what types of information must be collected, and which points of view should be presented. Let's discuss the fundamental decision in detail. According to Brown (1995: 37), four categories of people can be involved in a needs analysis i.e. the first is the target group: the people about whom information will ultimately gathered e.g. the students in a program, the teachers, the administrators, as well as the graduates. The second is the audience: people who will eventually be required to act upon the analysis such as teachers, teacher aides, program administrators or supervisors in the bureaucracy above the language program. The third is the needs analysts: persons who are responsible to carry out the needs analysis. The fourth is resource group: people who serve as sources of information about the target group for example: parents, future employers or professors from the students' content course.

After deciding the people who will involve in the needs analysis, the next step is to decide what type of information needed in the needs analysis. In relation to this, it is necessary to consider four divergent philosophies commonly exist in needs analysis since such philosophies will affect the types of information will be gathered. The first is the discrepancy philosophy: information which views needs as differences or discrepancies between a desired performance from the students and what they are actually doing. The second is the democratic philosophy:

a type of information which views needs as any change that is desired by a majority of the group involved (the learning most desired by the chosen group) such as the students, the teachers, and the administrators. The third is the analytic philosophy: a kind of information which views needs as survey from existing literatures such as research reports on second language acquisition. The fourth is diagnostic philosophy: a type of information which views needs as the most important language skills necessary for students to survive in the language they learn (Stufflebeam, 1977 cited in Brown, 1995: 38).

The selection of philosophies will certainly affect the type of information gathered in the needs analysis. The tendency is the listing of needs may grow to unmanageable proportions that make the curriculum designer needs to decide which points of view should be taken. Then the needs analyst needs to sort all the information and narrow the scope of their investigation. In order to limit the types of information needed, the needs analyst can use the three basic dichotomies of needs proposed by Brown (1995: 40) i.e. the first is situation needs vs. language needs. Situation needs normally refer to any administrative, financial, logistical, manpower, pedagogic, cultural, personal or other factor that may give an impact on the program. On the other hand, language needs refer to language competence of students, reasons for studying English, their current abilities etc. The second is objective needs vs. subjective needs. Objective needs are the needs identified from observable data about the situation, the learners, and the language that the students finally acquire. While, subjective needs refer to wants, desires, and expectation. The third is linguistic content vs. learning process. Linguistic content refers to the type of language needs that the students need to learn spelled out in linguistic terms such as phoneme, morpheme, grammatical structure, utterances, functions, notions, discourse markers etc. In addition, learning process can refer to needs in affective domains such as motivation, self-esteem etc.

2. Gathering Information

In this step, the curriculum/syllabus planners must delineate the areas of information intended to be collected by first of all deciding the

philosophy of the needs analysis and then restricting the types of information from different types of questions, types of instruments and characteristics of procedures. First of all, let's discuss the process of gathering information through selecting types of questions. According to Rossett (1982), there are five questions categories can be addressed for a needs analysis to identify problems, priorities, abilities, attitudes, as well as solutions.

- The first is questions to identify problems: questions of this type are given to identify the problems that are being experienced by the people (students, teachers, and administrators) in the target group. For example; what problems have you been having with your English when you talk to native speakers? (Addressed to the students).
- The second is questions of priority: questions of this type commonly investigate what topics, language uses, and skills are considered the most important to be learnt by the target group. For example: questions that are given to find out whether reading, writing, listening, speaking or grammar skills are considered the most essential.
- The third is questions of ability: questions which focus on the students themselves normally related to the abilities of students at entry, like questions in pre-test used to measure the overall language proficiency of the students or to diagnose their specific weakness.
- The fourth is questions of attitudes: questions that are made to uncover information about participants' feelings and attitudes toward elements of the program. For example: do you feel that students learn English better and more efficient by studying grammar points, language functions or some combination of the two.
- The fifth is questions of solution: questions which elicit the ideas for solution to perceive problems in terms of what changes might bring about compromise and resolution.

After considering the types of questions that will be used in a needs analysis, a needs analyst must determine the most appropriate

instruments to gather needs analysis information. Brown (1995: 45) proposes six categories of instrumentation namely: existing information, tests, observations, interviews, meetings, as well as questionnaires. Existing information refers to any procedures employed to gain information by utilizing any available preexisting information such as literature review that is library sources in the form of books, journals, and newsletters used to find information about similar program and about the learning needs of their students. Tests refer to any procedures aimed at measuring the general ability level of the students through proficiency, placement, diagnosis, or achievement tests. Observations refer to category of instrumentation which is carried out by watching a target group and recording the behavior that occur. Interviews refer to a type of instrumentation used to obtain information by addressing open-ended questions orally to individuals or groups which allow for gathering responses and views personally or collectively. Meetings refer to procedure to gather information by discussing differences in opinions for reaching a consensus from the participants. The last is questionnaires which refer to a type of procedure to gain information by providing a series of questions in writing given to a large number of students in order to provide their responses about a language program.

Besides, when using any procedures for collecting needs analysis information, the needs analyst is required to take into account three characteristics of any selected procedures. The three characteristics cover reliability, validity, as well as usability. Reliability here means information consistency gathered from different types of procedures to measure the same object. Any procedures such as questionnaires, must obtain the same result or at least very similar when the procedures are used by the other analyst. Validity is defined as the degree to measure something that should be measured and not something different. For example, as a questionnaire is aimed at measuring the level of students' motivation, so all the questions provided must be in line with the required information. Finally, the concept of usability refers to any selected procedure which are practical to use and relatively easy to administer, to score, and to interpret. Clearly, reliability, validity, and usability are interrelated and should probably be considered to be equally important (Brown, 1995: 53).

3. Using the Information

A needs analysis process can generate much valuable information to be utilized within curriculum or syllabus to first of all state goals and objectives, which in turn can also be used as the basis for developing tests, materials, teaching activities and evaluation strategies. In other words, we can say that needs analysis will form a rational basis for all other components of curriculum and syllabus design for a particular language program. Therefore, this study is mainly aimed at presenting information of how a needs analysis results used in curriculum or syllabus design. Conclusively, the discussion of this investigation will describe how to administer a needs analysis from the aspects of making basic decision about the needs analysis and the process of gathering information for future syllabus design of a language program.

PART FOUR

Communicative Competence and Syllabus Design

When reviewing the recent literature on teaching English as a second or foreign language, the term ‘communicative competence’ is everywhere. It’s hardly possible to pick up a journal, a newsletter, a modern language textbook, or even a syllabus design that doesn’t emphasize the communicative nature of language. In this discussion, the writer will specifically look at how the concept ‘Communicative Competence’ was firstly introduced and incorporated into language teaching-learning context including into the design of syllabus for a language teaching program.

A. Communicative Competence in English Language Teaching

The 1970s was labeled as new awareness of communicative approach which emerged as a reaction to traditional teaching approaches. The communicative approach was considered as a result of the work of British applied linguists who called into question the theoretical assumption underlying the British language teaching tradition ‘Situational Language Teaching’. As an alternative approach to language teaching, The British applied linguists promoted another fundamental dimension of language ‘the functional and communicative potential of language because the current approach was incapable of demonstrating communicative use of language at the time. The linguists saw the need to focus in language teaching on communicative proficiency rather than mere on mastery of structures.

In addition, the communicative approach emergence was also seen as a positive response to the sorts of criticism the prominent American linguist Noam Chomsky against the prevalent Audio-lingual method and its theoretical views in the mid 1960s. Chomsky stated that such a learning theory could not be regarded as a model of how humans learn language due to the fact that much of human language use is not imitated behavior but it is created anew from underlying knowledge of abstract rules derived from the innate aspect of mind and human process experience through language. Chomsky further claimed that sentences in human languages are not learnt by imitation and repetition but 'generated' from the learner's underlying 'competence' (Richards and Rodgers 1999:59).

Chomsky's view of competence is also recognized as linguistic competence which deals with abstract abilities speakers possess that enable them to produce grammatically correct sentences in language (knowledge of structure of language). The speakers use the abstract abilities (knowledge) to match sound and meaning that allows them to use and understand a language. The ability to produce and comprehend sentences in language is called linguistic performance.

The concept of communicative competence coined by Dell Hymes in 1972 in order to contrast the theory of competence introduced by Chomsky in 1965. Hymes rejected Chomsky's view of linguistic theory by stating that Chomsky's view was sterile. He further held that linguistic theory needed to be seen as part of a more general theory incorporating communication and culture. Here, Hymes felt that there are rules of language that are neglected in Chomsky's theory, as native speakers know more than just grammatical competence. Hymes with tradition of sociolinguistics had a broader view of the term which included not only grammatical competence but also sociolinguistic and contextual competence. As for Hymes, the notion of communicative competence is the underlying knowledge a speaker has of the rules of grammar including phonology, orthography, syntax, lexicon, and semantics, and the rules for their use in socially appropriate circumstances. Therefore, competence in language should be viewed as the knowledge of rules of grammar, and performance, as well as the way the rules are used.

Hymes further defined the concept of communicative competence as knowledge and ability that a speaker needed for language use in a speech community. So in Hymes' view, a person who acquires communicative competence acquires both the tacit knowledge and the ability to use the language. Since then, it is said that the verbal part of communicative competence comprises all the four major skills i.e. listening, reading, speaking, and writing. It is important to highlight this to avoid misunderstanding that communicative competence only refers to the ability to speak. It is actually both productive and receptive.

In presenting the clarity of the Communicative competence concept, Widdowson (1983) as cited in Bagaric (2007:95) made a distinction between competence and capacity in defining the communicative competence in which he defined communicative competence as the knowledge of linguistic and sociolinguistic conventions, while capacity was defined as procedural. Procedural referred to the ability to use knowledge as means of creating meaning in language. He further stated that ability is not a component of competence and never turns into competence. The ability plays a role as an active force for creativity in language.

The following concept of communicative competence is derived from Richards' proposal. In explaining communicative competence, he first compares it with the concept of grammatical competence. Grammatical competence refers to the knowledge people have of a language that accounts for their ability to produces sentences in a language. It consist of the knowledge of the building block of sentences e.g. parts of speech, tenses, phrases, clauses, sentence patterns and how sentences are formed. It is undeniable that grammatical competence is an important dimension of language learning. However, many people are good at mastering the grammar rules but still poor to use the language for meaningful communication. According to Richards, grammatical competence will be the latter capacity which is understood by the term communicative competence. In addition, he claims that communicative competence includes the following aspects of language knowledge:

- a. Knowledge of how to use language for a range of different purposes and functions.

- b. Knowledge of how to vary the use of language according to the setting and the participants e.g. knowing when to use formal and informal speech or when to use language appropriately for written as opposed to spoken communication.
- c. Knowledge of how to produce and understand different types of texts such as narratives, reports,
- d. Knowledge of how to maintain communication despite having limitation in one's language knowledge e.g. through using different kinds of communication strategies.

Another linguistic theory which complements Hymes' view of communicative competence favored in Communicative Approach is Michael Canale and Merrill Swain. In 'Theoretical base of communicative approach to second language teaching and testing' (1980), Canale and Swain, as cited in Richards and Rodgers (1999:71) identified four components of communicative competence namely:

- a. Grammatical competence. This competence refers to what Chomsky calls as linguistic competence. This includes knowledge of phonology, orthography, vocabulary, word formation and sentence formation.
- b. Sociolinguistic competence. It refers to an understanding of social context in which communication takes place, role relationships, the shared information of the participants, and the communicative purposes of the interaction.
- c. Discourse competence. This refers to the learners' mastery of understanding and producing texts in the modes of listening, speaking, reading and writing. It deals with cohesion and coherence in different types of texts.
- d. Strategic competence. It refers to the coping strategies that communicators employ to initiate, terminate, maintain, repair, and redirect communication. For example: request for repetition, clarification, slower speech etc.

According to Richards and Rodgers (1999:71), at the level of language theory, Communicative approach has a rich theoretical base.

Some of the characters of this communicative view of language as follow:

- a. Language is a system for expression of meaning.
- b. The primary function to language is for interaction and communication.
- c. The structure of language reflects its functional and communicative uses
- d. The primary units of language are not merely its grammatical and structural features, but categories of functional and communicative meaning as exemplified in discourse.

Competence had been the concept introduced by Chomsky into discussion of language use either second or foreign language learning in the early 1970s and developed by Hymes, into a 'communicative competence'. Hence, it is said that communicative competence was developed within sociolinguistics as sub discipline of linguistics. Communicative competence soon spread around the world as the most recommended goal of language teaching. Consequently, language teachers and teaching institutions all around the world immediately began rethinking and redesigning their teaching, syllabus, and classroom materials based on communicative approach. This had given a great influence to language teaching methodology. The result was Communicative Language Teaching (CLT). In this study, Communicative competence is understood as students' internalized knowledge of vocabulary as well as the grammatical rules of a language and the rules for appropriate use in social context which are expected to be able to promote their oral communication skills (speaking and listening).

B. Syllabus Design Frameworks

In language program, a syllabus not only presents important elements used to undergo a language course, but also provides the basis for instructional focus and content for language teaching. In choosing a specific type of syllabus framework, planners are commonly influenced by some factors such as knowledge and beliefs about the subject area, research and theory of language, common practice based

on experience in developing language programs, trend approaches to syllabus design.

Richards (2002:152-164) claims that movements in language teaching approaches and methods have given contributions to syllabus frameworks for language program. Traditional approaches to language teaching (e.g. grammar translation, direct method, aural-oral method) have led to the formulation of traditional syllabus such as:

a. Grammatical (or structural) syllabus.

This syllabus is developed around grammatical items which are used to facilitate learning a new language. The range of productive grammatical items is expected to develop the learners' basic communicative skills.

b. Lexical syllabus.

This one identifies a target vocabulary to be taught according to the learning level such as:

Elementary level:	1.000 words
Low Intermediate level:	1.500 words
Intermediate level:	2.000 words
Upper intermediate level:	2.500 words
Advanced level;	3.000 words

Besides, the emergence of communicative approach in 1970s is then led to a reexamination of traditional syllabuses into the development of communicative syllabuses which has developed many different syllabus frameworks claimed to be versions of communicative syllabus such as:

a. Functional syllabus.

This type is developed around language communicative functions such as requesting, complaining, suggesting, agreeing.

b. Situational syllabus.

This one is organized based on the language needed for different situation such as at the air port, at the hotel etc. A situation in this context refers to a setting in which particular communicative acts

typically occur in which the learners will be expected to use the language in that setting (Richards 2002:156).

c. Topical or content based syllabus.

This framework is designed around themes, topics. The topics or contents in this syllabus are used as vehicles for the presentation of language to facilitate the four skills integration. The example of this syllabus is built around the following themes:

Television	Modern architecture
Religion	Technology
Advertising	Ecology
Drugs	Nuclear energy

d. Competency based syllabus.

This kind of syllabus framework is organized based on a specification of the competencies learners are expected to master in relation to specific situations and activities. Competencies in this context are described as a description of the essential skills, knowledge, and attitudes required for effective performance of particular tasks and activities (Richards 2002:159). This syllabus is normally designed in social survival and work oriented language programs. For example, competencies related to the topic of telephoning are:

- Read and dial telephone number
- Identify oneself on the telephone when answering and calling
- Request to speak to someone
- Respond to request to hold
- Respond to offer to take message.

e. Skills syllabus

This syllabus framework is designed around the different underlying abilities involved in using a language for purposes such as reading, writing, listening or speaking. Teaching language through skills is developed from the belief that learning a complex activity e.g. listening to a lecture involves mastery of a number of individual skills or micro skills that together make up the activity

(Richards 2002:159). Here is the example of skills that relate to different kind of language use:

- Listening : Recognizing key information
Using course markers to identify the flow of discourse
Following rapid speech
- Speaking : Recognizing turn taking signals
Introducing a topic
Using communication strategies

f. Task based syllabus

This type of syllabus is organized around tasks that students have to perform in the target language. In this context, task refers to an activity which is carried out using the following principles:

- Activity drives the second language acquisition process.
- Grammar teaching is not central with this approach because learners will acquire grammar as a product of carrying out tasks.
- Task is motivating for learners and engages them in meaningful communication.

Richards (2002:162) claims that there are two kinds of tasks proposed for syllabus design basis namely:

1. Pedagogical tasks, these tasks are developed based on SLA theory and designed to trigger second language learning process and strategies such as: jigsaw tasks (combining different pieces of information to form a whole), information gap tasks (negotiating information to complete an activity), problem solving tasks (searching for solution to a problem), decision-making tasks (choosing the most appropriate outcome by discussing and negotiating several possible outcomes for a problem), opinion exchange tasks (discussing a topic for exchanging ideas without reaching agreement).
2. Real world tasks, tasks designed for practicing or rehearsing the activities that are found to be important in a need analysis and that turn to be important and useful in the real world.

g. Text based syllabus

This syllabus framework is organized around text and samples of extended discourse. Text in this case refers to a specific context which has been identified by the students such as in work place or a university. For example; spoken texts identified for a group of engineers in work place are: spoken instructions to field staff, presentation of report findings at meetings and telephone negotiations with contractors.

h. An integrated syllabus

This syllabus framework combines elements of different types of syllabuses. For example, this syllabus might be organized grammatically at the first level and then the grammar presented functionally in order to link this to skill to text, and to topic.

C. Communicative Competence as an Alternative Approach to Syllabus Design in ELT

As people learn a foreign language e.g. English, they will commonly involve in the process of learning four kinds of skill namely listening, reading, speaking, and writing. These skills are required to master to be able to communicate both in spoken and written discourses. As for the learners, speaking skill is the most preferred skill among the other. As Richards (2002: 201) states, a large percentage of the world's language learners study English in order to develop proficiency in speaking. Many research reports show that people use speaking for a variety of different purposes. Some people speak, in conversation for instance, to make social contact with people, to establish rapport (understanding), or to build social relationships between two people or more. Some engage in discussion with someone, on the other hand, to seek or to express opinions, to persuade someone about something, or to clarify information. In some situations, some speak to give instructions or to get things done. The others use speaking to describe things, to complain about people's behavior, to make polite request, or to entertain people with jokes and anecdotes (Richards and Renandya, 2002: 201).

Those different purposes of speaking imply knowledge of language rules and contexts in which speech occurs. From linguistics theoretical perspective, Ellis (1986:164) says that learners must possess two types of foreign language (FL) knowledge to make them work on perceiving and producing messages in the foreign language. The knowledge covers declarative knowledge (knowing what) and procedural knowledge (knowing how). Declarative knowledge refers to the internalized FL rules and memorized chunks of language which can also mean the learners' internalized knowledge of grammar and vocabulary. In addition, procedural knowledge contains the strategies and procedures employed by the learners to process FL data for use. The process involved in using FL data consists of production and reception strategies which tightly have something to do with functional and social aspects of the foreign language.

Realizing the need of the fore mentioned knowledge, Shumin (2002:204) claims that learning to speak a foreign language requires more than knowing its grammatical and semantic rules, learners must also acquire knowledge of how native speakers use the language in the context of structured interpersonal exchange, in which many factors interact. Falling back on the ideas of speaking concept as previously described, it is essential that the learners no longer recognize speaking as to say something by using voice (Oxford Dictionary, 2005: 414), more than that, it must be described as to say something from feeling and mind expressed through the sequence of sound (pronunciation), vocabularies, phrases and sentences (grammar) that contain meaning (pragmatics and semantics) according to the functional and social conventions in a certain language. Therefore, all the learners must achieve the components, in their process learning a foreign language especially English, as stipulated in the concept of speaking i.e. learning grammar, vocabulary, pronunciation, and learning how to use them functionally and socially. Possessing those things will shape the students' communicative competence.

The term communicative competence is comprised of two words, the combination of communicative and competence which means 'competence to communicate'. As for some linguists, the central word in the communicative competence is the word 'competence'. Since Chomsky proposed and defined the concept of 'competence' in 1970s,

many linguists have given their valuable contribution to the further development of the concept communicative competence. Hence, it is essential to overview some linguists' views about communicative competence for the sake of providing a clearer concept of the term 'communicative competence' that this syllabus design refers to.

Linguists	Definition of Communicative competence
Chomsky (1965)	Abstract abilities speakers possess that enable them to produce grammatically correct sentences in language (knowledge of structure of language).
Dell Hymes (1971)	The underlying knowledge a speaker has of the rules of grammar including phonology, orthography, syntax, lexicon, and semantics, and the rules for their use in socially appropriate circumstances.
Savignon (1971)	The ability of classroom language learners to interact with other speakers, to make meaning as distinct from their ability to recite dialogues or perform on discrete point tests of grammatical knowledge.
Canale and Swain (1980)	Communicative competence as a synthesis of knowledge of grammatical principles, knowledge of how to use language in social context in order to fulfill communicative functions, and knowledge of how to combine utterances and communicative functions with respect to discourse principles and skill needed for communication.
Widdowson (1983)	Communicative competence as the knowledge of linguistic and sociolinguistic conventions and the ability to use knowledge as means of creating meaning in language.
Ellis (1994)	Communicative competence is the knowledge that users of a language have internalized to enable them to understand and produce messages in the language.
Bagaric (2007)	A competent language user should possess not only knowledge about language but also the ability and skill to activate that knowledge in a communicative event

From the very start of 'communicative competence' emergence in linguistics, the term has been continuously changed and adapted to the

context where it is used. Despite the linguists, as exemplified above, have made effort to introduce their different views on communicative competence, their definitions still remain to be very close in meaning in which communicative competence is defined as knowledge, abilities as well as skills for communication. On the basis of the linguists' empirical research and theories on communicative competence, the concept of communicative competence for this research is then defined that language speakers who have communicative competence are those who not only possess knowledge of language (i.e. phonology, morphology, syntax, and semantic) but also the ability and skill to activate that knowledge functionally and socially in communicative events. The concept of communicative competence above can be illustrated as a schematic representation of communicative competence as follows: which has been used to design a course syllabus namely speaking for general communication or also known as speaking one syllabus.

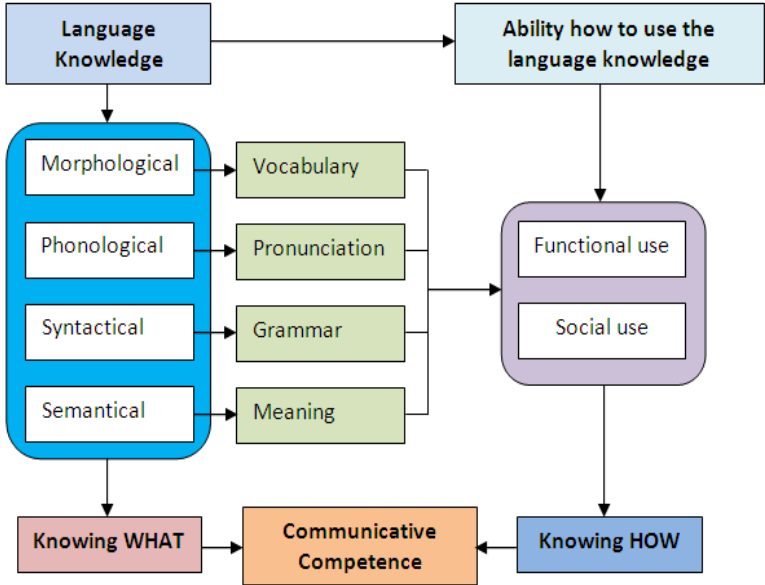


Figure 6 Schematic representation of communicative competence for syllabus design

D. Genesis of Communicative Competence-Based Syllabus Design

It has already been revealed in the previous discussion of this book that English learning outcomes in Indonesia is generally still low. The first factor that might contribute to the problem of the low level of English proficiency faced by students learning English is the problem lies within the curriculum and syllabus. Some English curriculums implemented for teaching English do not provide a standard course design in terms of syllabus framework selection, and teaching materials employed in teaching English courses. As an illustration, let's take a look at the following syllabus which is used for teaching speaking course one at the English education study program of a state college in Indonesia:

SILABUS MATA KULIAH

Mata kuliah	: Speaking I
Program studi	: Pendidikan bahasa Inggris (PBI)
Jurusan	: Tarbiyah
Semester	: I (Satu)
Bobot	: 2 SKS
Elemen kompetensi	: Mata Kuliah Keahlian Berkarya (MKB)
Standar kompetensi	: Mahasiswa mampu berbahasa Inggris dengan percakapan dasar.

No	Materi pokok	Kompetensi dasar	Strategi	Indikator	Alokasi waktu	Evaluasi
1	a. Greetings b. Introductions c. Personal information	Mahasiswa mampu mengkomunikasikan personal history	Simulation and Role play	Mahasiswa dapat: a. Fill in a personal information form b. Introduce themselves c. Introduce other people d. Ask and answer questions about personal backgrounds	4 kali pertemuan	Written and oral test
2	Campus	Mahasiswa mampu mengkomunikasikan directions in a building and study habit.	Simulation and Role play	Mahasiswa dapat: a. Give and follow directions to a specific place in a building b. Ask for and give advice about study habit	4 kali pertemuan	Written and Oral test
3	a. Asking for opinion b. Giving and supporting opinion c. Agreement and disagreement	Mahasiswa mampu mengkomunikasikan opinion.	Simulation and Role play	Mahasiswa dapat: a. Asking for further information b. Giving personal opinion c. Giving reasons	4 kali pertemuan	Written and Oral test

Sumber bahan:

- a. LAN Sulse: English for SPAMA
- b. Shirley Brod et. al: Crossroads
- c. Deena R. Levine: The Culture Puzzle

(Source: Kaharuddin, 2014:234)

In teaching speaking course one at the English education study program of the college, English lecturers are required to teach freshmen on the basis of the speaking course one syllabus as illustrated above. However, the syllabus design is considered unreliable, inappropriate, ineffective, unpractical, and unrealistic to enable the

students succeed in developing their speaking skills because it is not sufficiently designed to meet the conditions of standard procedures for designing a good syllabus and has resulted many shortcomings i.e.

- a. The course aim is not stated clearly because it is not formulated based on information gathered during a needs analysis.
- b. The course contents are not developed based on the aims of the course.
- c. The course contents do not reflect the students' needs and level.
- d. The course content are not well-sequenced and well-organized since they are not sequenced by using standard criteria e.g. simple to complex, chronology etc.
- e. The course contents are not mapped by using appropriate syllabus frameworks.
- f. Methodology employed in the syllabus is not selected based on the students' learning preferences and learning styles.

Consequently, the syllabus insufficiently provides the knowledge of linguistic that the students need as well as the appropriate methodology for learning which eventually unable to help the students to develop their communicative competence that is an ability to produce grammatically correct, logically connected sentences and appropriately spoken language in the real social contexts.

Owing to the fact, there is a dire need to propose a reliable syllabus design for English Language Teaching (ELT). The syllabus should systematically be developed by using standard and formal procedures of syllabus design which can assist English teachers or syllabus designers to design a well-designed syllabus.

Besides, for so many years, various models of syllabus design have been widely presented in the domain of language teaching literature for the development of teaching ESP and language program. The discussion in part two reveals that in ESP context, Munby's (1978) communicative syllabus and Bell's (1983) syllabus design models are broadly considered as the basic approaches to syllabus design in which the teaching content is matched to the requirements of the learners. While in language program context, syllabus design is seen as a sub component of the planning phase of curriculum development as we can

see in Brown's (1995) and Richards's (2001) curriculum development components.

However, the syllabus design approaches still have a number of shortcomings. For example, the Munby approach has received criticism for being too mechanistic and paying too little attention to the perceptions of the learners (Nunan, 1988:20). Besides, Brown's (1995) theory on curriculum development has shortcoming as well in which the needs analysis entirely focuses on the language types and language skills necessary for their academic success (Brown, 1995:37) and ignores situation needs (e.g. personal factors that affect what people want to learn, how they want to learn it), the theory is still felt confusing and unpractical especially for teachers who are lack of experiences in developing curriculum and designing syllabus since the elements in the curriculum development process are described too general and theoretical without providing specific illustration on how to apply the elements in developing a certain language skill in a language program.

In addition, Richards' (2001) curriculum development model also has two major shortcomings i.e. the first, some elements of the curriculum development are not adequately explained which can result into the difficulties in implementing the elements when developing a curriculum e.g. in needs analysis; there is no clear explanation about formal procedures of administering a needs analysis, no specification about types of information which are normally required in needs analysis of a language program. In evaluation task, there is no specific explanation about what sort of evaluation should be used in curriculum developments among the three kinds of evaluations i.e. formative, illuminative or summative evaluation whether teachers should use one of them or use them all. The second, the theory is still felt confusing and unpractical to follow especially for teachers who are lack of experiences in developing curriculum since the elements in the curriculum development process are described too general and theoretical without providing specific illustration on how to apply the elements in developing a certain language skill in a language program such as reading, writing, Listening, and speaking.

Realizing the shortcomings of the pre-existing syllabus design models, this book introduces two things i.e. a syllabus design which here is called communicative competence-based syllabus design and a framework of communicative competence-based syllabus. A number of theories (e.g. communicative competence theories, curriculum development theories, and summative evaluation theory) have been integrated to develop this syllabus design model and its framework. The innovative design has been used to compile a comprehensive, practical, and reliable syllabus as well as a systematic syllabus framework for speaking course one at the English education study program of tertiary level of education.

PART FIVE

Communicative Competence-Based Syllabus Design

A. The Procedures of Communicative Competence-Based Syllabus

In order to understand “Communicative Competence-Based Syllabus” in detail, it is necessary to describe the procedures of designing the syllabus which are identified by unifying components of curriculum developments proposed by Richards (2001). The unification comes up with three main phases which can be illustrated in the following figure:

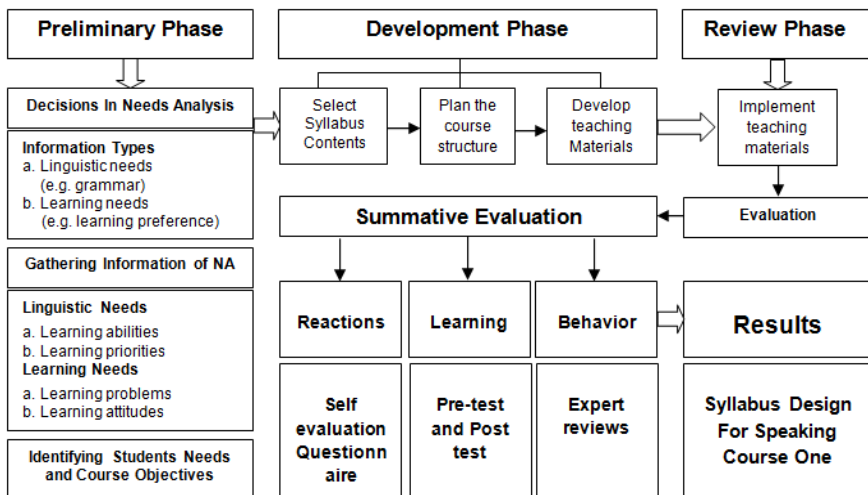


Figure 7 The phases of Communicative Competence-Based syllabus design

1. Step One (Preliminary Phase)

In this phase, the writer first of all has to do literature review to be able to start administering a preliminary study called needs analysis (NA). NA is carried out to identify the syllabus contents by examining what sorts of linguistic needs that the students have in order to be taken into account when determining the language components (e.g. grammar, vocabulary, function, skill, etc) to emphasis in the speaking course one syllabus. In addition, this NA also covers Situational Analysis (SA) to disclose what sort of learning needs (e.g. learning preference and learning styles) that the students require being taken into account in selecting teaching techniques and strategies when developing the course materials in the later speaking course one syllabus design. All information associated with both the students' linguistic needs and learning needs is analyzed and then drawn up to identify the overall needs required for the syllabus and course contents. The information of the overall needs is then used to formulate the aims and the objectives of the course design.

2. Step Two (Development Phase)

Development phase is a systematic process which can be started after defining and formulating the numerous concepts of aims and objectives as the syllabus intent. Tomlinson (2007:1) claims that development involves the designing, developing and implementing language teaching materials. In regard to this study, the concept of development illustrates the dimensions of designing the syllabus prototype, preparing teaching materials based on the syllabus prototype, reviewing the materials before trying the out in classrooms.

3. Step Three (Review Phase)

This refers to a process of measuring the effect of teaching the course contents to the targeted groups for the purpose of evaluating then revising the contents. In evaluating the information associated with the results of implementing the syllabus and the instructional designs, the writer used summative evaluation. Summative evaluation, in this study, refers to checking of what has been learned at a specific

point in time, such as at the end of a lesson, unit, or course. It is based on cumulative learning experiences, tests for achievement, and mastery of specific performance objectives. The evaluation procedures were adopted from Kirkpatrick's (1996) four level model of summative evaluation which can be illustrated as follows:

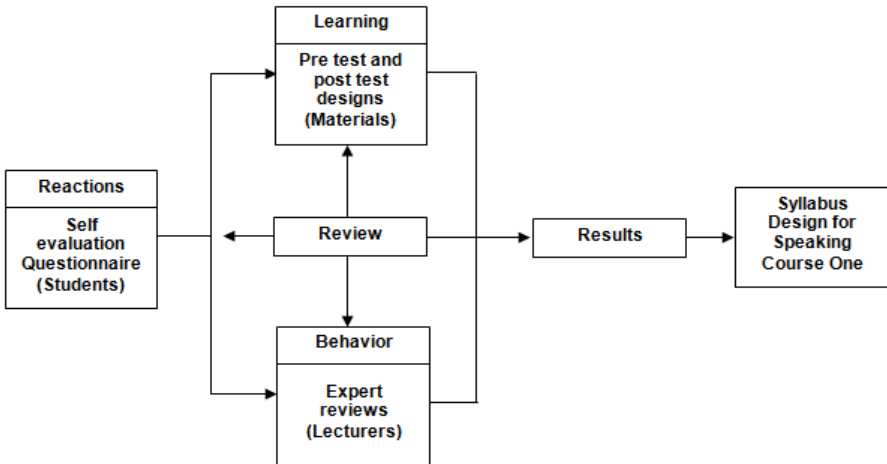


Figure 8 Kirkpatrick's (1996) four level model of summative evaluation

According to Kirkpatrick (1996) summative evaluation can be carried out in four main levels namely:

Level 1: Reactions

The first level of evaluation is conducted by assessing the students' reactions or attitudes toward the learning experiences. The most appropriate instrument to this level is questionnaire to find out whether or not the students like learning from the given instructions.

Level 2: Learning

This level is aimed at measuring what the students have learnt from the presented materials by comparing their performance before and after receiving the instructions. Giving pre-test and post-test is considered to

be very effective to demonstrate that learning has occurred as a result of the instruction.

Level 3: Behavior

In this level of evaluation, teachers need to be involved in determining that the students really can use all they have learnt from the materials. To evaluate this, the lectures review the learning outcomes by judging the students' performance associated with the instruction. Questionnaires were also given to the teachers to elicit the information.

Level 4: Results

After carrying out the three previous levels of evaluation, the effectiveness of this communicative competence-based syllabus design for speaking course one (independent variable) can be measured in two aspects i.e. the effect of the instructional design on the students' achievement in which the syllabus increases their communicative competence (dependant variable) based on the students' responses, pre-test and post-test results, as well as the lectures' perceptions toward the students' performance. As the evaluation level comes to decide whether or not the results of the previous evaluation procedures indicate that the training program has achieved its objectives, the materials were revised and transformed into an in use syllabus design which was ready to be implemented in the real educational context. After going through the review phase, the syllabus design has been a communicative competence-based syllabus design for students of undergraduate level.

B. Implications of Implementing The Communicative Competence-Based Syllabus Procedures

Richard's curriculum development stages have been adapted and simplified into three main stages of designing a course syllabus namely: preliminary, implementation, as well as review phases. In the preliminary phase, the needs of the students in learning English for designing the course yllabus ere analyzed and identified. In the development stage, the course syllabus framework and the teaching materials are designed, developed, as well as implemented to find out

the effect of the syllabus contents on the students communicative competence. In the review phase the syllabus prototype is evaluated by using summative evaluation adopted from Kirkpatrick's (1996) summative evaluation model. The implementation of the overall procedures have contributed two important things i.e. An idea to the formulation of an innovative model of syllabus design in English Language Teaching which is here called Communicative Competence-Based Syllabus Design and a framework of communicative competence-based syllabus.

1. Communicative Competence-Based Syllabus Design Model

The model is formulated as a simple three-phase design that effectively covers most components within a logical and structured approach to syllabus design and curriculum development. In the following, the writers outline the main components of each of the three major phases in order to make it as a more applicable methodology to design a course syllabus.

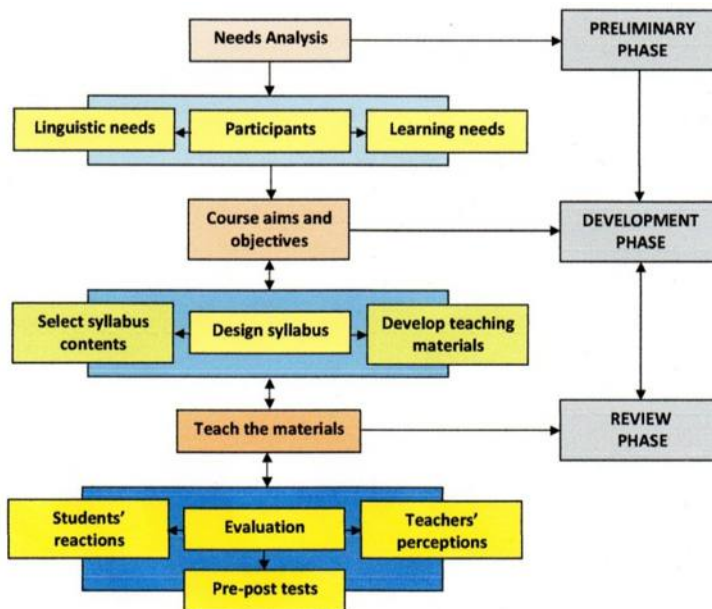


Figure 9 A methodology for syllabus design in this study

The figure above indicates that each phase has a set of inputs which must be carried out and then analyzed to produce the output from the phase. The output from one phase serves as one of the inputs to the later phase. Nevertheless, the process is not totally linear as the chart suggests that a highly interactive interaction would probably take place between development and review phase for revisions.

STAGE 1 : PRELIMINARY PHASE

The main input to preliminary phase is a needs analysis as an essential activity used to gather necessary information for a syllabus content and methodology. This study suggests taking into account three aspects before carrying out a needs analysis for a course syllabus design in i.e. deciding participants, identifying linguistic needs information, and identifying learning needs information.

- a. Participants.** These refer to people who are involved in the needs analysis as sources of information. This can involve students as the target group, English lecturers, as well as graduates who already work.
- b. Linguistic needs.** These needs refer to gathering information associated with types of language components, functions, as well as topics which are necessary to be available in the syllabus design. The needs are found out through the identification of the students' learning ability and learning priority. Learning ability gives information about the students' entry level in the language areas such as in vocabulary, pronunciation, and grammar. This information can be used to decide which language component needs more attention in the syllabus design. Besides, learning priority provides information about the most preferred materials in syllabus design. This information is very useful to decide the most appropriate topics for the students to learn.
- c. Learning needs.** The information gathered from learning needs can be used to determine the most appropriate methodology (selection of learning tasks and activities) in the syllabus design. Learning needs can be identified by analyzing the students' learning problems and learning attitudes. Learning problem gives

information about the problems that the learners are facing in learning a subject. From the information, teachers are required helping their students to reduce the effects of the identified problems and to maximize their learning efforts by selecting the most appropriate approaches, methods, and strategies in teaching as the possible solutions to overcome the problems. In addition, learning attitude provides information about how well the students like studying in a program. To describe this, it is first of all very important to identify the students' learning preferences and learning styles. Learning preference refers to the way the students tend to learn best. On the other hand, learning styles refer to the educational conditions under which the students are most likely to learn. Therefore, learning preferences are concerned with what learners need to learn in order to learn (task or activities), and learning styles are associated with how they need to learn in order to learn (teaching methods).

The outputs from stage 1 are:

- a. The needs inventory gathered from the results of linguistic and learning needs analysis.
- b. The formulation of course goals and objectives derived from the needs inventory.

STAGE 2 : DEVELOPMENT PHASE

The inputs to stage 2 are the course aims and objectives which are formulated from the needs inventory in stage 1. In syllabus design context, the terms 'aims' refer to general statements or 'signposts' reflecting the underlying ideology of the curriculum. In addition, objectives are more specific than aims. They break down aims into smaller units of learning, and typically describe 'learning outcomes' in terms of what a learner will be able to do by the end of each unit. The course aims and objectives formulations will enable syllabus designer to undergo three major activities in this phase i.e. selecting syllabus contents, designing syllabus and developing teaching materials.

- a. Selecting syllabus content. This activity is carried out to select the major topics and to determine the order in which the topics will be

presented in the classroom. Information from linguistic needs and consultation with teachers can be used to obtain an initial list of course topics that would be included in syllabus content.

- b. **Designing Syllabus.** This activity is conducted to map the logical sequence of course structure into a syllabus design as a fundamental instrument for teaching effectively. Therefore, designing syllabus needs selecting a syllabus framework e.g. topical or content-based syllabus, structural syllabus, competency-based syllabus or a mixed syllabus since it combines two or more types of syllabus frameworks.
- c. **Developing Teaching Materials.** This activity refers to mapping out the course contents in terms of sections or instructional blocks by using the syllabus framework as a guideline. Instructional block represents the instructional focus of the course which may be very specific in a single lesson or more general in a unit of work consisting of several lessons. The representation of the instructional block can be initially made by writing a lesson plan before composing the instructional materials of text book for the course. A lesson plan is certainly required since it serves as a road map for a class session.

The outputs from stage 2 are:

- a. A syllabus framework which is used as the guideline to write the lesson plans for a course.
- b. Lesson plans for the course in all units and topics.
- c. A set of instructional materials which normally concerned with both lessons to be learnt and skills or abilities to be developed.

Before implementing the teaching materials, they need to be reviewed by the experts. The review is carried out to make sure that the teaching materials have been well developed and ready to use according to the experts' judgments.

STAGE 3 : REVIEW PHASE

The inputs to stage 3 are a syllabus framework, lesson plans, and a set of teaching materials which are going to be implemented and

evaluated in this phase. Review Phase is associated with the process of describing the outcomes of trying out the developed course content (e.g. syllabus and teaching materials). Therefore, this phase must be initiated by teaching the instructional materials in the classroom, record the students' progress, and evaluate the outcomes of learning.

Teaching the materials refers to an activity conducted by a teacher to facilitate the learning of a language, to inform learners about the language, to provide experience of the language in use, and to help the learners to discover the language for themselves. Teaching the instructional materials is aimed at examining the effect of the instructional materials on increasing the targeted students' skills in language. To find out the effects of teaching the instructional materials, this design uses a summative evaluation.

Summative evaluation refers to checking of what has been learned at a specific point in time i.e. at the end of a unit, or course. It is based on cumulative learning experiences, tests for achievement, and mastery of specific performance objectives. The evaluation procedures are adapted from Kirkpatrick's (1996) model of summative evaluation i.e. students' reactions, pre-test and post-test, and teachers' perceptions.

- a. **Students' Reactions.** This first level of evaluation is conducted by assessing the students' reactions or attitudes after learning with the teaching materials. The instruments used in this level can be questionnaires with likert scale and open questions.
- b. **Learning (Pre-test and Post-test).** This second level of evaluation is aimed at measuring what the students have learnt from the presented materials by comparing their performance before and after receiving the instructions. Giving test is considered to be very effective to demonstrate that learning has occurred as a result of the instruction. Therefore, the effectiveness of the course content try out can be measured by comparing the students' gain score in the test given at the beginning of the class (pre-test) with their score in the test given at the end (post-test).
- c. **Teachers' perceptions.** This type of evaluation requires teachers to be involved in determining that the students really can use all they have learnt from the given teaching materials. The teachers take a part to review the learning outcomes by judging the

students' performance and skills after teaching the students with the teaching materials.

After going through the review phase, the syllabus design and the developed teaching materials can be transformed into an in use syllabus design and teaching materials which are ready for being implemented in the real educational context. Therefore, this syllabus design proposal can be used as a formal and real example to design syllabus and to develop course contents for English courses such as speaking, listening, reading, and writing courses. This recommendation is given for some reasons:

- This design covers needs analysis and situation analysis that are very helpful to gain information about the students' linguistic needs and learning needs.
- The framework of this design is clear, simple, and practical to follow especially for teachers who are lack of experiences in developing curriculum since the elements in the design process are described simply and practically with specific illustration on how to apply the elements in developing a certain language skill in a language program.
- The elements of the syllabus design are adequately explained which can ease teachers to implement the elements when designing a syllabus e.g. in needs analysis; there is an obvious explanation about formal procedures of administering a needs analysis, specification about types of information which are normally required in needs analysis of a language program. In evaluation task, there is specific explanation about what sort of evaluation should be used in the design among the three kinds of evaluations i.e. formative, illuminative or summative evaluation.

2. A Framework for Communicative Competence-Based Syllabus

As stated earlier that the implementation of the overall procedures of communicative competence-based syllabus has also contributed an idea of formulating a framework for communicative competence-based syllabus. The framework illustrates the key elements which which underlie the syllabus content.

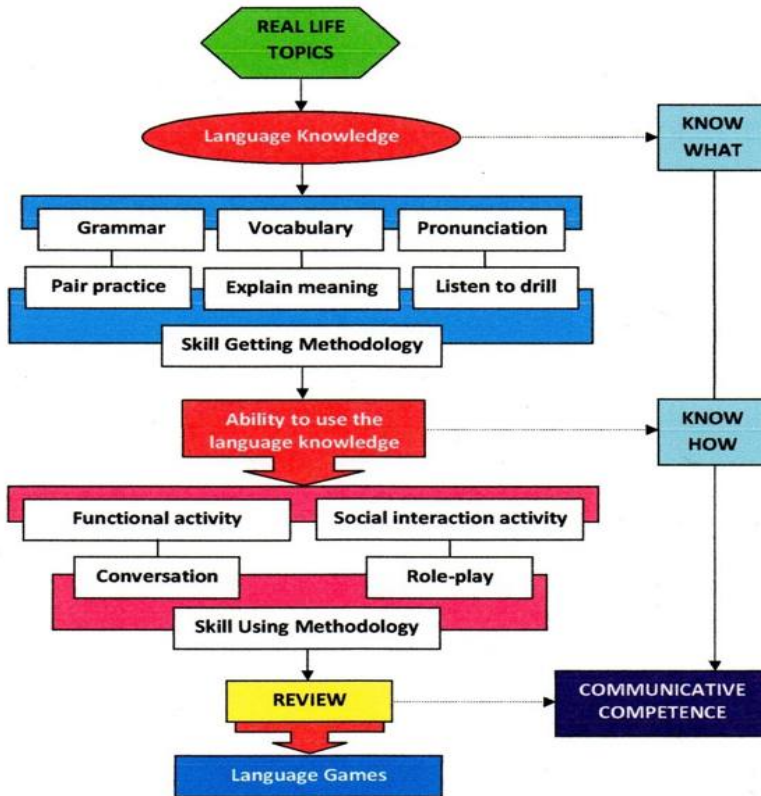


Figure 10 A framework for communicative competence-based syllabus

As we see figure 10, the point of departure for the syllabus is everyday real-life topics. In order to create learning opportunities based on the real-life topics, the syllabus must contain three main pedagogical procedures i.e.

- **Providing language knowledge**

In this procedure, teachers prepare the learners with specific knowledge of language namely; vocabulary, pronunciation, and grammar which compose communicative ability for later

communication. Afterwards, a set of activities to make the students able to internalize and to practice the knowledge (skill getting methodology) must be given such as explaining and illustrating the meanings of vocabulary associated with a certain real-life topic, getting the students listen to the audio recording of native English speaker for pronunciation drill, and providing opportunities to practice the vocabulary within specific language grammar rules in pair practice. These activities may be viewed as skill getting methodology.

- **Giving opportunity to use the language knowledge**

This type of procedure basically makes effort to bridge the gap between the students' knowledge of linguistic forms and their potential functional and social use. Therefore, functional activity and social interaction activity should be given. Functional activity is aimed at equipping students with the ability to function the linguistic forms in conversation. On the other hand, the social interaction activity is intended to give the students stimulus for communication to take a part in a role play in which the students must interact one another using a certain situation provided by the teachers. These activities are also recognized as skill using methodology.

- **Reviewing learning outcomes**

This procedure is aimed at reviewing the students' achievement in communicative competence by giving them an interactive game e.g. "Search the Handout's Owner" or SHO game. Through this game, the students will interact socially and have opportunities to express their knowledge of language in a particular topic, ability to use the language knowledge functionally in communication.

Conclusively, the organizational structures of the syllabus framework have been used to develop instructional materials. The instructional materials are planned by units in which each unit represents a topic and consists of three lessons. The lessons are identified as lesson A: Skill Getting, lesson B: Skill Using, and lesson C: Review. Lesson A: Skill Getting is aimed at preparing and equipping the students with specific elements of knowledge which compose communicative ability for later communication. In addition, lesson B:

Skill Using makes effort to bridge the gap between the students' knowledge of linguistic forms and the ability to talk about a particular topic. On the other hand, lesson C: Review is aimed at measuring how much the students have learnt in a certain given unit (see a unit sample on the appendices page).

PART SIX

Methodology of Designing Communicative Competence-Based Syllabus

In this part, methodology used to design Communicative Competence Based syllabus is going to be clarified. The implementation of the methodology is initiated by questioning two things i.e.

1. What are the students' needs in learning English according to the students, the teachers as well as the graduates?
2. How is the English course syllabus designed and developed based on the needs analysis?

The two questions above are figured out by carrying out the three main phases of designing communicative competence-based syllabus as stated in the previous part. Besides, it is also necessary to specify here that the implementation of the methodology has ever been carried out through an intensive research to design a communicative competence-based syllabus for speaking course one at the English Education Study Program in a tertiary level of education. Hence, for the sake of providing clear explanations on the methodology, samples derived from the research are presented as well.

A. The Preliminary Phase

This phase is begun by conducting needs analysis which is carried out by adopting Brown's (1995) needs analysis systematic steps i.e. the first step is to make decision in needs analysis, the second step is to gather information, the third step is to use the information for designing syllabus.

1. Making Decisions in a Needs Analysis

In this first step, certain fundamental decisions in needs analysis need drawing up i.e. to involve students (target group), lecturers (audience), as well as graduates (resource group) as the participants in the needs analysis, and to decide the types of information required for this investigation which are identified in two categories i.e. linguistic needs and learning needs. The first category is the information associated with the linguistics needs in speaking course e.g. grammar, vocabulary, pronunciation, topics, functions, etc. the second category is the information associated with the learning needs in speaking course such as learning preference, appropriate teaching methods. In general, the structure of the instrument of needs analysis for communicative competence-based syllabus design can be illustrated as follows:

- Introduction

This section consists of two parts i.e. Part I: Personal information and Part II: The overview of the present need of speaking course one. However, descriptions about the main purpose of giving the needs analysis instrument, what the searchers expect from giving the instrument to the participant, and how the researchers want the participants fill in the instruments are essential to provide to precede questions in the two parts.

Part I: Personal information

This section gives the respondents opportunity to provide some information about themselves such as Respondent Number, Sex, Age, and Present Occupation.

Part II: The overview of the present need of speaking course one

This section deals with the general perceptions of the participants (the students, the lecturers and the graduates) about the need of speaking subject availability in the English education study program, the importance of speaking skill for students of English education study program as the purposes of learning and using English specifically speaking skill.

- **The students' Linguistic Needs**

This section deals with the effort of identifying information about the students' learning ability and priority through information provided by all participants.

Part I : the overview of the students' learning ability

In terms of learning ability, the students are required to measure their own speaking skills e.g. vocabulary, pronunciation, and grammar by filling in the needs analysis questionnaire.

Part II : the overview of the students' learning priority

This part deals with determining the students' learning priority by analyzing the participants' perceptions on the importance level of a certain language element and its sub skills such as vocabulary, pronunciation, and grammar to be provided in a course syllabus.

- **The students' Learning needs**

Learning needs basically refers to the students' learning patterns and styles or learning preferences which are described by their attitude toward current educational activities. Learning needs also gives an illustration on how the students should learn well which in turn can assist language teachers to give the most appropriate teaching methods, strategies when teaching the students that the students can finally achieve better learning outcomes. Therefore, the students learning needs can be described in two different categories i.e. the students' learning problems and learning attitudes.

Part I: the overview of the students' learning problems

Learning problem refers to the difficulties that the learners are facing in learning a certain course such as psychological problems, linguistic resources, insufficient knowledge of a certain topic etc.

Part II: the overview of the students' learning attitudes Learning preferences

Learning attitude refers to the students' feeling on learning something which is normally affected by the students' learning style. Therefore, when a teaching process does not match the students' learning styles, it will result in learning attitudes that decrease the students' effort, creativity in the learning process.

The whole types of information are then formulated in the form of questions required to be available in needs analysis questionnaires and distributed to all participants involved in a particular research. In order to obtain in-depth information on the needs and to cross check the data gathered from the questionnaires, interview is also important to be used. The two types of instruments provide detailed information on the perceptions and expectations of the students, the lecturers, and the graduates about the needs that should be available in the design of speaking course one syllabus. Following the information category available in the structure of the needs analysis, the needs analysis questionnaire and the list of questions of the interview are then exemplified as follows.

Questionnaire of Needs Analysis for Students

Introduction

I am doing research in syllabus design of **speaking course one**. Since you are learning or have learnt the course, I am very interested in your opinions to and expectations of it. Please, be so kind as to answer the questions provided here. Please, be honest, because this information will be used as a reference for designing syllabus of the speaking course one. Thank you.

Part I : Personal information

First of all, please provide some information about yourself.

1. Respondent Number :
2. Sex :
3. Age :
4. Semester :

Part II : The overview of the present need of speaking course one

1. In your opinion, how important is learning speaking skills in a speaking course for you at the English education study program?

1	2	3	4
Not important	Less important	Important	Very important

2. How important are the following purposes of learning speaking for you at the English education study program?

Purposes	1	2	3	4
	Not important	Less important	Important	Very important
The success of Present education				
Job (Future career)				
Personal development				
Visiting other countries				
Examination				
Pursuing advanced Study				

3. Whom do you use your speaking skill with?

Preferred interlocutors	1	2	3	4
	Not important	Less important	Important	Very important
Native speakers (NS) of English				
Non-NS from other countries				
Teachers				
Friends				
Fellow students				

The students' Linguistic needs

Part I : the overview of the students' learning ability

4. In relation to your current speaking skill, evaluate your abilities and knowledge of the following areas.

Speaking components	1 Poor	2 Fair	3 Good	4 Excellent
Vocabulary				
Pronunciation				
Grammar				
Fluency				

Part II : the overview of the students' learning priority

5. In your opinion, how important are vocabulary, pronunciation, and grammar lesson given to speaking one subject?

Speaking components	1 Not important	2 Less important	3 Important	4 Very important
Vocabulary				
Pronunciation				
Grammar				

6. Please give your opinion about the importance of the following topics to be learnt for developing your speaking skills in speaking course one?

Preferred Speaking topics	1 Not important	2 Less important	3 Important	4 Very important
Meeting People				
The classroom				
The family				
Occupations				
Physical characteristics				
The home and furniture				
Seasons and weather				
Months and dates				
Clothes and colors				
Days and daily routines				
Work and chores				
The time				
Transportation				
Free time				
Cooking and food				
Money and shopping				

Restaurants				
The future				
Movies				
Renting a house				
Other suggested topics (If you have)				
a.				
b.				

7. Please give your opinion about the importance of the following basic grammar items provided in speaking one subject?

Preferred basic grammar items	1 Not important	2 Less important	3 Important	4 Very important
Singular and Plural Nouns				
Count Nouns vs. Non-Count				
Possessive Nouns				
Pronouns				
'Be' verbs (simple present 1)				
Action verbs (simple present 2)				
Adjectives				
Comparative and Superlative				
Adverbs				
Prepositions				
Articles - Indefinite and Definite				
Interjections				
Othe suggested grammar items (If you have):				
a.				
b.				

The students' Learning needs

Part I : the overview of the students' learning problems

8. In your opinion, do you experience the following problems in speaking

Speaking problems	1 Hardly ever	2 Seldom	3 Often	4 Always
Feel shy speaking English				
Afraid to make errors				
Afraid to be criticized				
Can't avoid native language				
Lack of vocabulary				
Lack of grammar				
Lack of pronunciation				
Insufficient knowledge of the				

Part II : the overview of the students' learning attitudes**Learning preferences**

9. In relation to learning vocabulary, please give your opinion about the importance of learning vocabulary in the speaking course one?

Vocabulary learning preferences	1	2	3	4
	Not important	Less important	Important	Very important
Memorizing the vocabulary				
Communicating the vocabulary				
Listening and repeating				
From list				
Dialogues/conversations				
According to topics				

10. In relation to learning pronunciation, please give your opinion about the importance of learning pronunciation in the speaking course one?

Pronunciation learning preferences	1	2	3	4
	Not important	Less important	Important	Very important
Learning from dictionary				
Learning by imitating teacher				
Learning from NES' recording				

Learning styles

11. Please give your opinion about the importance of the following teaching methods given to teach speaking course one as your learning preferences.

Learning styles	1	2	3	4
	Not important	Less important	Important	Very important
Games				
Pictures				
Film & video				
Talking in pairs				
Role play				
Studying alone				
Doing tasks				
Small group				
Large group				
Talk to friends in English				

Guiding Questions for Semi-Structured Interview

Participant Number :

Present occupation :

Date of interview :

Questions:

1. In your opinion how important is the course of speaking in the English language education?
 - a. Not important
 - b. Less important
 - c. Important
 - d. Very importantIf your answer is very important, what are your reasons?

2. Do you think that getting the materials of speaking course helps you to improve your ability to speak?
 - a. yes
 - b. NoIf your answer is yes, what is your excuse?

3. In your opinion, what is your goal to be able to speak English
 - a. For the success of my education now
 - b. To get a job
 - c. To visit other countries
 - d. For continuing educationWhat are your reasons for choosing the goal(s)?

4. In your opinion, whom will you use the English language skills to?
 - a. Native English Speakers
 - b. teacher
 - c. friendWhat are your reasons?

5. Do you think grammar should be given in the course of speaking?
What are your reasons?

6. Do you think the vocabulary should be given in the course of speaking?
What are your reasons?

7. Do you think the pronunciation should be given in the course of speaking?
What are your reasons?

2. Gathering Information of the Needs Analysis

In gathering information step, the writers use the needs analysis questionnaires containing questions which have been formulated earlier. The questions are initiated by introductory questions and adapted questions from Rossett (1982) types of questions i.e. linguistic and learning needs used for assessing whole needs of the target group. The categories of questions are:

- Introduction (personal information and perceptions on the need of speaking course availability).
- Linguistic needs (abilities: students' level of proficiency, priorities: language items that considered the most important to learn).
- Learning needs (problems: weakness and difficulties in learning), and attitudes: participants' feeling toward elements of programs).

The data gathered from the introductory questions are used for showing the participants' situations (e.g. gender and age), and perceptions on the importance of Speaking Course One availability in English Education Study Program. In addition, both types of information, linguistic needs and learning needs are analyzed into three categories identified as "the proficiency level", "the importance level", as well as "the frequency level". The proficiency score, the importance score, and the frequency score of linguistic needs and learning needs are derived by giving each category scores from one to four as indicated below:

Scores	Proficiency level	Importance level	Frequency level
1	Poor	Not important	Hardly ever
2	Fair	Less important	Seldom
3	Good	Important	Often
4	Excellent	Very important	Always

To calculate frequency, the number of respondents is multiplied with its scores and then divided by the number of respondents in all categories. On the other hand, the mean was calculated by:

- a. Multiplying the score category with frequency
- b. Adding up all the scores
- c. Dividing by the population

Hence, the formula for calculating the mean from a frequency table is:

$$\bar{x} = \frac{\sum fx}{\sum f}$$

The mean score of the respondents' perceptions and expectations toward students' needs of speaking English were then described by using the following scale:

- 1 refers to 0 – 1.50
- 2 refers to 1.15 – 2.50
- 3 refers to 2.51 – 3.50
- 4 refers to 3.51 – 4.00

To clarify the data presentation, some data were analyzed by using diagrams to see the distribution of the level of frequency and level of importance using language skills.

The overall data are then analyzed to recognize the needs inventory of the target group in language learning which is then used as the basis for formulating aims and objectives of learning and designing speaking course one syllabus. To clarify the process of implementing this step, take a look at the following examples taken from Kaharuddin's research on Syllabus Design in 2014:

a. Gathering Information on the Section of Introduction

a.1. Participants' Personal Information

This study took place at the English Education Study Program of a tertiary level of education by involving the academic community of

STAIN Parepare as populations which were categorized into students, teachers, and graduates. The populations were then purposively selected according to the following distributions:

- a. **Students:** 116 students. They were classified in three groups i.e. 56 students from the first (They were taking speaking course one at the time), 20 students from the third, 20 students from the fifth and 20 students from the seventh semester (They had taken speaking course one) in previous academic years.
- b. **Lecturers of speaking and other English skills courses;** two lecturers of speaking subjects and eight lecturers of other English subjects (i.e. two lecturers of reading subjects, two lecturers of writing subject, two lecturers of listening, one lecturer of vocabulary and pronunciation, and one lecturer of grammar and structure) were taken apart in this study.
- c. **Graduates.** Eleven graduates involved as respondents in this study. They all graduated from English education study program of the institution and have worked as English teachers at schools, college, as well as English Language Center (i.e. three graduates work at STAIN Parepare, two graduates work at Muhammadiyah University of Parepare, one graduate works at SMU Negeri 5 Parepare, one graduate works at MAN 1 Parepare, one graduate works at SMU Negeri 1 Tana Toraja, and three graduates work at Metro English Course Parepare.

In short, there were 137 participants in all. The distribution of the whole participants was then summed up according to their background characteristics in terms of gender and age, Therefore, the data of participants' information can be presented not only in the form of tables but also in the form of charts. However, tables are preferred to be used as the examples for this section.

Table 1. The distribution of the respondents by genders

No	Respondents	Male		Female		Total
		F	%	F	%	
1	Students	30	25.8	86	74.2	116
2	Lecturers	5	50.0	5	50.0	10
3	Graduates	4	36.4	7	63.6	11
Σ		39	28.5	98	71.5	137

Source: Kaharuddin (2014: 85)

In order to present a clearer description about the participants' distribution, it is important to provide an analysis by giving comments to the table. The comments can be exemplified this way:

Specifically, the above table shows that the student participants (N=116) were composed of 30 males and 86 females. On the other hand, among the lecturer participants (N=10) half of them were male (5 out of 10) and the other half were female (5 out of 10 as well), in addition, the graduate participants consisted of 4 males and 7 females. In sum, the number of female respondents is larger than male respondents among the subjects as a whole i.e. 98 out of 137 (Kaharuddin, 2014:85).

Beside the background characteristic of gender, it is also necessary to see how the three groups of participants are illustrated according to the age distribution as exemplified in the table below.

Table 2. The distribution of the respondents by age

No	Respondents	18- 20		21-30		31-40		> 40		N
		F	%	F	%	F	%	F	%	
1	Students	90	77.6	26	22.4	0	0	0	0	116
2	Lecturers	0	0	1	10.0	4	40.0	5	50.0	10
3	Graduates	0	0	4	36.4	7	63.6	0	0	11
Σ		90	65.7	31	22.6	11	8.1	5	3.6	137

Source: Kaharuddin (2014: 86)

The analysis of such data as presented in table 2 can be exemplified as follows:

Data in table 2 reveals that the majority of the respondents in this study were ranged from 18 to 20 in their age (65.7%). According to Engin (2009: 1035), those aged 18 and 20 were slightly keen and quite eager to learn a foreign language. That eagerness generates motivation that will help foreign language learners to learn the target language more easily. The motivation of the learners determines how ready and eager they are to get more information and to increase their ability to understand, write, and speak the foreign language (Kaharuddin, 2014: 86).

Having provided the data of the participants' personal information to show their situations in terms of gender and age), the next data in this introductory part are the participants' perceptions about Speaking Course availability in English Education Study Program.

a.2. Participants' Perceptions about Speaking Course at the English Education Study Program

In order to gain data in this part, three questions are given to the participants. The questions mainly explore about the participants'

perceptions about the need of speaking course availability, the purposes of learning speaking skills, as well the future use of the speaking skills (the participants' most preferred interlocutor in the future). The data gained from the three questions are recognized and analyzed this way:

- Perceptions of the Need of Speaking Course Availability

English skills such as speaking, listening, writing as well as reading are essential for those who are studying English in English major since the major requires the students using English both in spoken and written in going through academic years in colleges or universities. Among the skills, speaking skill is the most preferred skill as for the learners. As Richards (2008: 19) states, the mastery of speaking skills in English is a priority for many second-language or foreign-language learners in which, the learners frequently evaluate their success in language learning as well as the effectiveness of their English course on the basis of how much they feel they have improved in their spoken language proficiency. Data about the importance of speaking skills are also given by the participants of this study. Most of the participants recognized that Speaking course is very important to be offered at the English Study Program as illustrated in the following table.

Table 3. Level of the importance of speaking subject

Respondents	Level of importance				N	Average
	not imp	less imp	Imp	very imp		
Students	0	0	31	85	116	3.37
Lecturers	0	0	5	5	10	3.50
Graduates	0	0	1	10	11	3.91
Σ	0	0	37	100	137	3.71
0 – 1.50 = not important 2.51 – 3.50 = important 1.50 – 2.50 = less important 3.51 – 4.00 = very important						

Source: Kaharuddin (2014: 104)

After the data are presented as exemplified in the table above, an analysis is then required for the data description. This can be done by giving comments to the data presentation, providing relevant supporting information from the participants' statements during the interview, as well as drawing conclusions. The comments, supporting information, as well as conclusion about the table above can be exemplified as follows:

Comments:

Information on the importance of speaking subject presented in table.07 shows that most of the respondents (100 out of 137 or 73%) selected 'very important' to describe the importance of speaking subject given at the English education study program and the total average score is 3.71 which describes that the speaking subject is in the very important level. (Kaharuddin, 2014: 104)

Supporting information:

It seems that the respondents realized the necessity of speaking subject materials for two reasons (based on the students' perspective). The first, the students reckon that instructional materials available in speaking subject provide stimuli for speaking practice as indicated by the following students in the interview:

Student 9)

Materi di dalam mata kuliah speaking dapat merangsang kami untuk berlatih berbicara karena dalam materi yang disajikan, dosen menyiapkan beragam kegiatan yang mendorong kami untuk berbicara sesuai dengan kemampuan kami. (Materials in speaking subject can stimulate us to speak because the lecturers provide many activities that enable us to speak in accordance with our level of proficiency: interview, November 20, 2013)

A similar statement was also found in the interview which was addressed by another student subject who stated that:

Student 15)

Selama ini, kelas adalah salah satu tempat dimana kami bisa melatih bahasa Inggris kami terkhusus di mata kuliah speaking.

Materi-materinya biasanya mendorong kami untuk berbicara melalui berbagai kegiatan seperti wawancara, presentasi, dan diskusi kelompok. (By this far, classroom is one of the places where we can practice our English especially in speaking subject, the materials normally require us to speak with interview, presentation, and group discussion: interview, November 20, 2013)

The second, some students are of the opinion that, they need speaking subject in the classroom to help them improve their speaking skill which is mostly felt in unsatisfactory level. This is related to the statement of the following students in the interview:

Student 26)

Saya rasa mata kuliah speaking dapat membantu saya untuk meningkatkan kemampuan saya berbahasa Inggris. Kemampuan berbicara saya sangat kurang dan saya membutuhkan tempat untuk berlatih bercakap dan selama ini saya hanya berbahasa Inggris di kelas terutama pada mata kuliah speaking. (I think, speaking subject can help me to improve my skills in English. My speaking skill is felt unsatisfactory therefore I need a place to practice speaking and by this far, I only practice my English in the classroom especially in speaking subject). (Interview, November 20, 2013)

Student 33)

Menurut saya, mata kuliah speaking di kampus memberikan lebih banyak kesempatan untuk berlatih berbicara karena pelajarannya fokus pada pengembangan keterampilan berbicara saja, tidak seperti waktu sekolah di SMU dulu, hanya banyak mempelajari grammar dan disuruh mengerjakan latihan dan itu yang membuat kemampuan berbicara saya rendah. (In my opinion, speaking subject given in the college gives more opportunities to practice speaking because its lessons focus on developing one language skill only, unlike in high school, the lessons generally focused on working written grammar exercises. Therefore, my speaking skill is now unsatisfactory). (Interview: November 21, 2013)

When providing supporting information, it is also possible to comment some interesting statements from the participants during the interview. This sometimes needs to be done to give emphasize that what is being discussed is really important. The following example can illustrate how to comment the participants' statements:

Comments to a student's statements:

Referring to the student 33)'s statements, She is of the opinion that her speaking skill is felt unsatisfactory due to her insufficient experience of using English orally when she learned English as a subject in senior high school before going to college. Through speaking subject given at the English education study program, it is expected that the student can get more opportunities to speak than her previous language learning experiences at schools.

However, it is necessary to note here that the data analysis of a certain table can be done not only by giving comments and supporting information to clarify the data, but also by drawing conclusions at the end of data description. Drawing a conclusion of data analysis in this part can be exemplified as follows:

Conclusion:

Conclusively, the data presented in table 3 reveals that speaking subject is very important to the students at the English education study program. The level of importance is selected for two reasons i.e. speaking subject provides speaking stimuli for the students and speaking subject helps the students to improve their speaking skill.

After providing the data analysis, it is the possible to go on presenting the next important data.

- **Perceptions on the Purposes of Learning Speaking Skills**

This section specifically explores the purposes of learning speaking skills. It is essential to clarify here that purposes of learning speaking skills refers to what the students intend to do with their speaking skills in the future. Students commonly value speaking more than the other skills of reading, writing and listening since speaking skill is believed able to help them to attain some particular intended

purposes. The purposes of learning speaking for the students at the English education study program can be illustrated in the following table:

Table 4. The purposes of learning speaking skills

No	The purposes of learning speaking	Respondents			Average
		Student	Lecturer	Graduate	
1.	Present education	3.79	3.3	3.55	3.55
2.	Job (Future career)	3.63	3.3	3.55	3.49
3.	Personal development	3.53	3.3	3.55	3.46
4.	Visiting other countries	3.59	3.2	3.73	3.51
5.	Examination	3.39	3.4	3.45	3.41
6.	Pursuing advanced Study	3.67	3.3	3.55	3.51
		0 – 1.50 = not important 1.50 – 2.50 = less important	2.51 – 3.50 = important 3.51 – 4.00 = very important		

Source: Kaharuddin, 2014:107

Comments:

Falling back on the data presented in table 4.2, it was found that as for the participants, there are three main purposes of learning English specifically speaking skills i.e. speaking skills for succeeding in present education (3.55), for visiting other countries (3.51), and for pursuing advanced study (3.51). The purposes are recognized very important according to the level of importance score category. Speaking skills for the present education was mostly selected by the respondents with total average score 3.55. From the students’ perspective, speaking skill is very important to the success of their present education (3.79) and the score average attainment is higher than for getting a job (3.63). (Kaharuddin, 2014: 108)

Supporting information:

It seems that the expectation of the students taking a speaking course is to help them succeed in participating in some future courses of English education which require the students’ speaking skills such as speaking courses, other language courses (e.g.

introduction to linguistics, morphology, sociolinguistics etc), research proposal as well as research report in which students need to make presentation and answer all their examiners' questions in English. This reason was stated by one of the students in interview:

Student 12)

Sekarang ini saya belajar di jurusan pendidikan bahasa Inggris sehingga secara otomatis saya dituntut untuk bisa berbahasa Inggris dengan baik kalau saya ingin berhasil didalam pendidikan saya saat ini. Karena, selain dimata kuliah keahlian seperti speaking ada beberapa mata kuliah yang menggunakan metode presentase dalam bahasa Inggris misalnya introduction to linguistics, morphology, sociolinguistics. Selain itu pada saat seminar proposal dan seminar hasil penelitian, kita juga harus presentase dan menjawab pertanyaan penguji dalam bahasa Inggris. (I am now studying at the English education department which automatically requires qualified speaking skill for the success of my education now. Because some subjects, beside speaking subjects, use presentation in English method such as introduction to linguistics, morphology, sociolinguistics. In addition, when we present our research proposal and research report, we are also required to make presentation and answer all the examiners' questions in English). (Interview: November 21, 2013)

Supporting information:

The other very important purposes of learning English are visiting other countries and pursuing advanced study (3.51 for each, shown in the total average score). From the graduates' perspectives, visiting other countries achieved the highest average score namely 3.79. As for the graduates, speaking skill is very important to visit other country and to pursue their advanced study (3.55). This is related to the statement of one graduate in the interview:

Graduate 7)

Bagi saya, kemampuan berbahasa Inggris sangat dibutuhkan untuk mengunjungi negara lain, hal ini telah saya rasakan ketika saya mendapatkan kesempatan berkunjung ke Amerika setelah lulus beasiswa IELSP pada tahun 2010. Kemampuan saya berbahasa Inggris sangat membantu saya untuk lulus di tahap wawancara dan juga ketika saya berada di Amerika. Saya bisa berinteraksi dengan mudah baik dalam suasana belajar maupun dalam pergaulan sehari-hari selama saya berada di Amerika. (As for me, speaking skill is really required to visit the other countries. I have proved this when I got opportunity to visit America after winning IELSP scholarship in 2010. My speaking skill was not only very helpful in passing the interview test, but also when I was in America. The speaking skill enabled me to interact successfully both in classroom and in social interactions). (Interview: November 22, 2013)

Conclusions:

Therefore, many students at the English education study program make effort to improve their speaking skills so that they can maximize their chance to win international scholarships because winning the international scholarships can actualize the two purposes as one. Hence, this information should be taken into account by the speaking courses lecturers in developing the instructional materials to select topics for speaking practice which enable to facilitate the students utilizing their English skills especially speaking when making presentation in class, visiting other countries or pursuing their advanced study at home or overseas.

- Perceptions on Preferred Interlocutors

In reference to the students' main purposes of learning English (i.e. to succeed in present education, to visit other country, and to pursue the advanced study), the participants also realized that the English skills especially speaking is going to be used to some preferred interlocutors such as native English speakers and teachers. This information

apparently has something to do with the students' major purposes of learning English. Visiting other countries enables the students to speak with native English speakers and pursuing their advanced study enables them to speak with the teachers. Detailed information about the preferred interlocutors is available in the following table:

Table 5. The students' preferred interlocutors

No	Preferred Interlocutors	Respondents			Average
		Student	Lecturer	Graduate	
1.	Native English speakers	3.59	3.2	3.36	3.38
2.	Non native Eng speaker	2.97	2.8	3.27	3.01
3.	Teachers	3.31	3.4	3.36	3.36
4.	Friends	3.16	3.1	3	3.09
5.	Fellow students	3.22	3	3.09	3.1
0 – 1.50 = not important		2.51 – 3.50 = important			
1.50 – 2.50 = less important		3.51 – 4.00 = very important			

Source: Kaharuddin, 2014: 110

Comments:

From the data presented in table 4.3, it is obviously seen that speaking to native English speakers is in the top position of the average score (3.38) which belongs to important category. However, from the students' perspective, most of them consider that speaking English to native speakers of English is put forward in very important level. This category reached the highest average score that is 3.59 and followed by speaking to lecturers (3.31).

Supporting information:

Speaking to native English speakers was dominantly selected by the students because they think that communicating with native speakers of English can be used as a measurement to find out their speaking skill progress. The more native speakers understand all

the students say, the better their speaking skill is. This reason was described by one of the students in the interview:

Student 10)

Saya berpendapat bahwa kita perlu mengukur sebaik apa kemampuan kita berbahasa Inggris setelah kita mempelajarinya bertahun-tahun di kampus, bagi saya berbicara dengan native speaker bisa menjadi salah satu cara untuk mengukur kualitas bahasa Inggris kita baik itu kualitas tata bahasanya, kosa katanya, pengucapannya, dan budayanya. Semakin baik kemampuan kita dalam berbicara dengan native speaker, dalam arti mereka mengerti apa yang kita katakan tanpa kesalahpahaman dan kita pun mengerti apa yang mereka katakan, maka semakin baik juga kemampuan berbahasa Inggris kita. (I think, we need to measure how good our speaking skill is, after we learned it for years in the college. As for me, speaking with native speakers of English can be a measurement to find out how good our speaking skill in terms of grammar correctness, vocabulary selection, pronunciation appropriateness, and cultural context. The better our skill in speaking, in other words, the English native speakers understand all we say without misunderstanding, the better our speaking skill as well). (Interview: November 22, 1013).

Conclusions:

Based on the statement, it seems that the students prefer to speak English to native English speakers because they find many advantages from speaking with them such as: native English speakers are much better at explaining grammar mistakes, native English speakers provide accurate and authentic pronunciation models for the students, native English speakers innately understand the appropriateness of words usage in conversation, native speakers understand native English speaking cultural norms and can provide insight about them when communicating with the students, native speakers speak English as it is actually spoken in English speaking countries. For the reason, the students are sure that they have good English when they can effectively communicate with native English speakers without

misunderstanding due to inappropriate use of grammar, vocabulary, pronunciation, as well as cultural norms of English.

b. Gathering Information on the Section of Linguistic Needs

This section deals with the discussion of identifying the linguistics needs that should be used in designing instructional materials for speaking course one at the English education study program. However, it is essential to clarify that the concept of linguistic needs used here refers not only to the identification of speaking components, topics for learning, and grammar items which are important to provide in designing syllabus and developing teaching materials, but also to the identification of the students' level of proficiency in the area of the speaking components. These needs were identified based on the perceptions of students, lecturers, as well as graduated of the English education study program.

b.1. Perceptions on Required Speaking Components

In pedagogical perspective, learning speaking skills may not be a part from the process of mastering its components i.e. vocabulary, pronunciation, and grammar. In communication, people occasionally find that lexical problems frequently interfere with communication in which communication breaks down when people do not use the right vocabulary for particular purposes of communication. Vocabulary is the tool of illustrating thought, self-expression, translation and communication. In any language teaching, vocabulary plays a tremendously important role. The prominent linguist, Wilkins is of the opinion that people could describe few things without grammar, but they could express nothing without vocabulary. The idea is also supported by Widdowson's statement that the native English speaker can understand those language material with correct vocabulary but not so proper in grammar rules rather than those with correct grammar rules but not so proper in vocabulary use. It stands to reason for saying that vocabulary is the key to open the door of language acquisition.

Besides, pronunciation is also an important element of language to learn. When someone is talking to a native English speaker in real life interaction, the first thing the native speaker may notice right away is the speaker's pronunciation but not his limited vocabulary or grammar mistakes. Native English speakers will generally think that those who have poor pronunciation are those who speak bad English even though they have good grammar and vocabulary. Therefore, good pronunciation should be one of the first things that students need to learn in English. The students can live without advanced vocabulary and can use simple words to say all they want to say. They can also live without advanced grammar and can use simple grammar structures instead. But there is no such thing as "simple pronunciation". If the students don't have good pronunciation, people will consequently have serious problems understanding what they say even if they use correct grammar and a large number of vocabulary.

In addition, grammar has been one of the most controversial issues in the field of foreign language teaching since some language practitioners claim that it is important to learn, but some think that it is not. However, grammar has currently gained a prominent position in foreign language classrooms, and people agree that it is "too important" to be ignored, and that without a good knowledge of grammar, learners' language development will be severely constrained" (Richards and Renandya, 2001: 145). Grammar is considered the "sentence-making machine" of a language, and knowledge of grammar gives the learner the ability to create a countless number of original sentences (Zhang, 2009: 186). It is, furthermore, essential as it provides the basis for promoting speaking skill.

The discussion in this section has examined the importance of providing the fore mentioned language components in the syllabus design of speaking course one based on the perceptions of the respondents in this research. The information can be found out in the following table:

Table 6. The importance level of language components

No	Respondents	Speaking components		
		Grammar	Vocabulary	Pronunciation
1	Students	3.49	3.91	3.91
2	Lecturers	3.5	3.9	3.8
3	Graduates	3.36	4	3.72
Σ		3.45	3.93	3.80
0 – 1.50 = not important		2.51 – 3.50 = important		
1.50 – 2.50 = less important		3.51 – 4.00 = very important		

Source: Kaharuddin (2014:115)

Comments:

The result in table 6 shows that most of the respondents think, both learning vocabulary and pronunciation in speaking course are in the very important level in which learning vocabulary achieved the highest average score i.e. 3.93, followed by learning pronunciation that is 3.80.

Supporting information:

This fact indicates that as for the respondents, learning vocabulary is a very important part of learning speaking. It is even considered as the cornerstone of performing speaking skills. Even if the students possess the best understanding of English grammar, it will not allow the students able to speak without having a large of vocabulary. as stated by one of the students in the interview:

Student 31)

Menurut saya, pelajaran kosa kata sangat penting diberikan dalam mata kuliah speaking karena kita pasti tidak akan bisa berbicara tanpa kosa kata meskipun kita mengetahui banyak tata bahasa. Jadi, kosa kata yang kita miliki sangat menentukan kemampuan kita dalam membicarakan topik tertentu. Kita tidak akan mampu

menyampaikan pikiram kita, perasaan kita, pendapat kita dalam berbicara dan kita pun tidak akan mudah memahami ucapan orang tanpa kosa kata yang memadai. (In my opinion, vocabulary is very important to teach in speaking subject because we will exactly not be able to speak without vocabulary although we know more English grammar. So, vocabulary that we have is very important to enable us talking about a particular topic. We will not be able to convey our thoughts, feelings as well as opinions when speaking and it won't be easy for us to understand what others say without a large vocabulary). (Interview: November 21, 2013).

Conclusions:

From the statement, we can obviously know that vocabulary is central to English language teaching particularly teaching speaking skill because without sufficient vocabulary students cannot understand others or express their own ideas. It stands to reason that most respondents believe the more vocabulary they know, the more they will be able to say what they want to when speaking; and the better they will be able to understand what they hear in interacting with others.

Comments:

In terms of pronunciation, the majority of respondents think that pronunciation is very important to learn in speaking subjects with 3.80 average score.

Supporting information:

Pronunciation is extremely important to learn. The reality shows that many cases of misunderstanding in oral communication were caused by improper pronunciation such as mispronouncing words, stress or intonation. For example, when a student pronounces the words like sea and she, sick and six improperly, this can lead to a misunderstanding. This statement is associated with one of the students' opinion conveyed in the interview:

Student 43)

Menurut saya, pengucapan sangat penting dipelajari karena kita tau bahwa cara pengucapan kata didalam bahasa Inggris berbeda

dengan bahasa Indonesia. inilah yang menjadikan pengucapan dalam bahasa Inggris sangat susah. Di STAIN, banyak mahasiswa menghafal banyak kosa kata, menguasai tata bahasa, tetapi pengucapan mereka jelek sehingga sering kali mereka berbicara tetapi kalimatnya susah dimengerti. (I think, pronunciation is very important to learn because we realize that the way English words pronounced is different from those from Indonesian and this makes English pronunciation felt difficult. At STAIN, many students have memorized a large vocabulary and grammar rules but their pronunciation is bad that they frequently speak, however their sentences are difficult to understand due to improper pronunciation). (Interview: November 22, 2013).

Conclusions:

In the statement above, we can clearly see that pronunciation is very important to learn for non native speakers of English in order to have good pronunciation. The importance of good pronunciation can be easily realized by speaking to native English speakers. If the native speakers find it difficult to understand our statements by replying with “what?,” “huh?” or “could you repeat that”, it indicates that our pronunciation needs improvement. Achieving good pronunciation doesn’t mean to have native-speaker-like pronunciation. Our accent in pronunciation is part of our culture and we may not lose it entirely. Having good pronunciation reflects what we call ‘comfortable intelligibility’. In other words, the interlocutors listening to us able to understand what we are saying that communication takes place effectively.

Comments:

In addition, grammar is another element of language which also exists in speaking. With regard to grammar, the respondents of this study give average score i.e. 3.45 which means ‘important’.

Supporting information:

As for linguists, the importance of grammar is undeniable because grammar is the form of the language, and words and phrases are the content of the language, the most important part of the language. If there is no form, there is no content. Therefore, when

someone is speaking, his speech requires correct grammar that the other people can easily understand his statements. Without using proper grammar, people are actually just mumbling words with no connection or order. Nonetheless, many students consider that grammar should be the last priority given in the speaking course because grammar will become an obstacle in promoting their speaking skill particularly for those who are still beginner students. So, the main thing in speaking is to practice communicating their message first and then to learn grammar later after they can communicate. Such opinion is stated by one of the students in the interview:

Student 53)

Sebenarnya, grammar penting dalam berbicara karena grammar membuat bahasa kita lebih mudah dimengerti. Tetapi dalam belajar harus ada prioritas dan porsi materi termasuk dalam belajar di mata kuliah speaking satu, prioritas materinya sebaiknya pada kosa kata dan pengucapan dulu kemudian terakhir tata bahasa setelah kami mempunyai cukup kosa kata untuk berbicara. Kalau kita belajar tata bahasa duluan atau porsi belajar tata bahasanya banyak maka akan mempersulit kita dalam berbicara karena kita selalu memikirkan pola kalimatnya dulu. Jadi idealnya kosa kata dan pengucapan diberi porsi 80 persen dan tata bahasa 20 persen. Dengan porsi seperti ini, kita bisa lebih fokus melatih kemampuan berbicara tanpa dihambat oleh grammar karena materi grammarnya diberikan belakangan. (Actually, using grammar in speaking is important because grammar allows our language easy to understand. However, in learning, especially learning in speaking course one, there must be portion and priority. Vocabulary and pronunciation should be the first priority and grammar should be the last. Grammar is given when we already have sufficient vocabulary and pronunciation. If we learn grammar as the priority, it will make speaking difficult because we always think about the rules of grammar before speaking. So, the portion is ideally 80 % for vocabulary and pronunciation, and 20 % for grammar. With such materials portion, we can focus more on practicing speaking skill without

being intimidated by grammar since it is given at the end of the lesson). (Interview: November 22, 2013).

Conclusions:

In general, grammar is inseparable from speaking skills. Therefore, the students put it in the important level. Since it is the backbone of English language, it must be understood in order for one to communicate effectively. However, grammar in speaking course one should be given in a smaller portion than vocabulary and pronunciation. To do this, inductive grammar teaching approach should be used because the students need grammar to be given at the end of the course after they get opportunity to practice vocabulary from particular topic, appropriate use and pronunciation of the vocabulary in speaking activities.

Since the information above is used for selecting the content of the course design, it is also possible to present a clearer picture of the participants' selection on particular speaking components that should exist in instructional materials with a chart. This displays the level of importance based on the analysis of average of occurrence in each speaking component as clear as possible. The information presented through chart can be exemplified as follows.

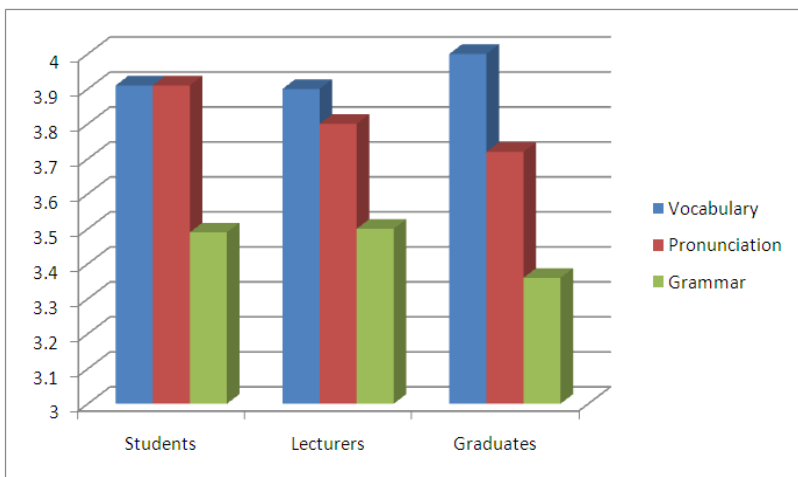


Figure 1 The importance level of speaking components

b.2. Perceptions on Topics for Learning

It has already been revealed that the design of syllabus here is going to use vocabulary, pronunciation, and grammar as fundamental elements in organizing instructional materials. However, identifying the linguistic needs in terms of identifying speaking elements to be taught is not enough, we need to go a step further to find out what topics for learning are the most appropriate for the students to learn for the sake of making them speak fluently and accurately. As everyone knows that the notions of speaking and vocabulary cannot be apart from the notion of 'topic'. Every time two people or more involve in verbal interactions, they will readily refer to their interactions with others as 'having a conversation' which means talking to or with someone and use a large vocabulary to talk about one or more topics of conversation.

For the reason the discussion in this section presents information about a variety of real life topics that the participants have chosen to be the most preferred materials in syllabus design of speaking course one. In order to identify the most preferred topics, three important steps need to be done i.e.

- Step one: gaining information from the participants on the importance of learning speaking course through real life topics.
- Step two: providing a list of the real life topics to be selected by the participants, in which all topics in the list are adopted from Brown's (2001:104) topics scope and sequence for teaching beginning levels.
- Step three: Picking up the selected topics on the basis of the syllabus needs and ranking the topics according to their level of importance.

To initiate the discussion, let's take a look at how to carry out Step One that is to present information on the importance of learning vocabulary in speaking by using real life topics. This can be exemplified in the following table:

Table 7. Perceptions on the importance of learning speaking through real life topics

Respondents	Level of importance				N	X
	Not imp = 1	Less imp = 2	Imp = 3	Very imp = 4		
1. Students	0	7	43	66	116	3.5
2. Lecturers	0	0	5	5	10	3.5
3. Graduates	0	0	5	6	11	3.54
Total	0	7	53	77	137	3.51
0 – 1.50 = not important 2.51 – 3.50 = important 1.50 – 2.50 = less important 3.51 – 4.00 = very important						

Source: Kaharuddin (2014: 124)

Comments:

Falling back on the data presented in table 7, it was found that most of most of the participants think, it is very important to learn speaking by enriching the students' vocabulary from real life topics. This is indicated by the average score attainment i.e. 3.51 which means very important.

Supporting information

Therefore, language teachers are in need of providing instructional materials of speaking course which contain a variety of real life topics. In other words, the students should learn speaking from real life topics which provide a large number of vocabularies according to their needs for using English to encompass first the most necessary, relevant and frequently used vocabulary. Doing this way can be a valuable strategy for the speaking course teachers to help their students master English vocabulary logically, comprehensively and intensively in accordance with real life needs of the students.

The next step is Step Two that is to provide the list of the real life topics to be selected. There have been twenty (20) real life topics offered and the participants are required to select the topics based on their perceptions of the topics' importance level to determine the most preferred real life topics to learn in the speaking course one. Then, the result of the participants' selection can be presented in the table below:

Table 8 Perceptions on the most preferred topics to learn

No	Suggested topics	Respondents			Average
		Student	Graduate	Lecturer	
1	Meeting people	3.47	3.36	3.6	3.48
2	Classroom	3.42	3.64	3.6	3.55
3	Family	2.83	3.73	3.3	3.28
4	Occupation	3.30	3.55	3.5	3.45
5	Physical characteristic	3.28	3.55	3	3.28
6	Home & furniture	3.17	3.27	3.1	3.18
7	Season & weather	3.02	3.18	2.8	3.00
8	Month & date	3.02	3.45	3	3.16
9	Clothes & color	3.19	3.55	3.2	3.31
10	Days & daily routine	3.59	3.73	3.2	3.51
11	Work & chores	3.31	3.73	3.4	3.48
12	Time	3.51	3.45	3	3.32
13	Transportation	2.93	3.09	3.2	3.07
14	Free time	3.29	3.36	3.2	3.29
15	Cooking and food	3.53	3.55	3.5	3.53
16	Money	3.09	3.64	3.3	3.34
17	Restaurant	2.99	2.91	3.2	3.03
18	Future	3.42	3.82	3.2	3.48
19	Movies	3.10	3.09	3	3.06
20	Renting a house	3.05	3.36	3.1	3.17
0 – 1.50 = not important		2.51 – 3.50 = important			
1.50 – 2.50 = less important		3.51 – 4.00 = very important			

Source: Kaharuddin (2014: 125)

In speaking, topic is the subject of speech. The reality shows that many students can easy handle conversations, discussions, as well as presentations when they get familiar to the topic. On the contrary, some students find it very difficult to take a part in conversations, discussions, and presentations due to their unfamiliarity to the topic

being talked about. Therefore, the students really need to learn speaking effectively based on real life topics given through the instructional materials of the speaking course.

Comments:

Table 8 describes the respondents' perceptions about the speaking topics that should be available in speaking course one. However, the perceptions are slightly different from each group of participants. From the students' perspective, it is found that three topics are identified very important i.e. 'days and daily routines', 'cooking and food', and 'time' with score attainment 3.59, 3.53, and 3.51 respectively. Besides, the graduates' perceptions identify more topics as very important topics to learn in speaking course one i.e. 'future (3.82)', 'family (3.73)', 'days and daily routines (3.73)', 'work and chores (3.73)', 'classroom (3.64)', 'money (3.64)', 'occupation (3.55)', 'physical characteristics (3.55)', 'clothes and colors (3.55)', as well as 'cooking and food (3.55)'. However, the lecturers' perceptions give a fewer topics identified as very important things to learn in speaking course one i.e. 'meeting the people' and 'classroom' with the scores attainment namely 3.6.

Supporting information:

The average scores of all respondents are between 3.00 and 3.55 which means that the topics are in level of important and very important. Nevertheless, we may not include those topics in the syllabus design of speaking course one because according to the curriculum of the English education study program, speaking course one is a two (2) credit course which is normally taught within twelve (12) sessions with midterm one session and final test one session for one semester.

Therefore, we need to carry out the Step Three that is to rank the topics from the highest to the lowest average scores to take out twelve topics to be included in the syllabus organization and eventually developed to be instructional materials for speaking course one. The rank classification can obviously seen in the following table.

Table 9. The topics rank according to the average scores to be included in the syllabus design

Rank	Selected topic	Respondents			Average
		Student	Graduate	Lecturer	
1	Classroom	3.42	3.64	3.6	3.55
2	Cooking and food	3.53	3.55	3.5	3.53
3	Days & daily routine	3.59	3.73	3.2	3.51
4	Future	3.42	3.82	3.2	3.48
5	Meeting people	3.47	3.36	3.6	3.48
6	Work chores	3.31	3.73	3.4	3.48
7	Occupation	3.30	3.55	3.5	3.45
8	Money	3.09	3.64	3.3	3.34
9	Time	3.51	3.45	3	3.32
10	Clothes & color	3.19	3.55	3.2	3.31
11	Free time	3.29	3.36	3.2	3.29
12	Family	2.83	3.73	3.3	3.28
13	Physical characteristic	3.28	3.55	3	3.28
14	Home & furniture	3.17	3.27	3.1	3.18
15	Renting a house	3.05	3.36	3.1	3.17
16	Month & date	3.02	3.45	3	3.16
17	Transportation	2.93	3.09	3.2	3.07
18	Movies	3.10	3.09	3	3.06
19	Restaurant	2.99	2.91	3.2	3.03
20	Season & weather	3.02	3.18	2.8	3.00
0 – 1.50 = not important		2.51 – 3.50 = important			
1.50 – 2.50 = less important		3.51 – 4.00 = very important			

Source : Kaharuddin (2014: 127)

Comments:

Based on the data of table 9, the speaking topics selected have average score range from 3.28 to 3.55. The topics could then be listed into order according to the level of importance as follows:

- 1) Classroom (3.55 = very important)
- 2) Cooking and food (3.53 = very important)
- 3) Days & daily routine (3.51 = very important)
- 4) Future (3.48 = important)
- 5) Meeting people (3.48 = important)
- 6) Work chores (3.48 = important)
- 7) Occupation (3.45 = important)

- 8) Money (3.34 = important)
- 9) Time (3.32 = important)
- 10) Clothes & color (3.31 = important)
- 11) Free time (3.29 = important)
- 12) Family (3.28 = important)

In designing syllabus and developing course contents, all the speaking topics listed above should be included since they are considered important or very important for the students of the English education study program to be learnt in speaking course one.

b.3. Perceptions on Grammar Items

Beside the speaking topics as selected above, another speaking element is also required by the students that is grammar. As for the students, grammar in speaking subject is considered not very important since it can become a stumbling block for the students' fluency. Nevertheless, the lecturers may not totally throw this away out of the speaking course. It is very important to make the students realize that they need grammar to speak effectively. Based on the participants' perceptions, grammar is important to learn in speaking course but not as a priority. In gathering information on preferred grammar items to be learnt in speaking course one, there are only two important steps need to do i.e.

- Step One: a number of grammar items adapted from Brown's (2001:104) grammar scope and sequence for teaching beginning level are suggested to select.
- Step Two: the selected grammar items are ranked according to the average score achievement by the participants according to the level of importance and time allocation for speaking course one.

In carrying out Step One, All the respondents have given their perceptions associated with the grammar items that should be available in speaking course one. The result of the participants' selection can be found out in the following table:

Table 10. The respondents' perceptions on grammar items for syllabus design

No	Suggested grammar items	Respondents			Average
		Student	Graduate	Lecturer	
1	Singular and plural	3.41	3.45	3.41	3.42
2	Count & uncount noun	3.30	3.45	3.30	3.35
3	Possessive noun	3.34	3.36	3.34	3.35
4	Pronoun	3.47	3.73	3.47	3.55
5	Be, verb	3.41	3.64	3.41	3.48
6	Action verb	3.41	3.55	3.41	3.46
7	Adjective	3.41	3.73	3.41	3.51
8	comparative degree	3.34	3.36	3.34	3.35
9	Adverb	3.47	3.55	3.47	3.50
10	Prepositions	3.43	3.64	3.43	3.50
11	Article	3.50	3.45	3.50	3.48
12	Interjection	3.29	3.18	3.29	3.26
0	- 1.50 = not important	2.51 – 3.50 = important			
	1.50 – 2.50 = less important	3.51 – 4.00 = very important			

Source: Kaharuddin (2014:129)

Comments:

The data of table 10 indicate that the suggested grammar items are mostly considered important for the respondents. From the students' and the lecturers' perceptions, no grammar item is categorized very important. All the average scores of the suggested grammar items range from 3.29 to 3.50 which all mean 'important'. Different thing is found in the graduates' perception, in which the graduates identify some grammar items in 'very important level' i.e. 'pronoun (3.73)', 'adjective (3.73)', 'be verb (3.64)', 'action verb (3.64)', 'preposition (3.64)' and 'adverb (3.55)'. However, in closer inspection, we rank the suggested grammar items according the average scores attainment, we obviously find out two grammar items in the level of very important i.e. pronouns and adjectives with average score 3.55 and 3.51 respectively.

After giving the participants opportunity to provide their perceptions on preferred grammar items, let's take a look at how Step Two is carried out. As stated earlier that not all the suggested grammar items are used in teaching speaking course one. The grammar items have to be selected based on the rank of importance level and time allocation. The rank of importance level indicates priority, while time allocation indicates the number of sessions which are specifically given to a particular grammar item. As we know that speaking course one is effectively carried out within twelve sessions that we need to determine the grammar items to be included in the syllabus design according to the priority and time allocation. Therefore, nine (9) grammar items, as listed below, are taken into account to be used in the instructional materials of speaking course one.

1)	Pronouns	3.55 = very important	1 session
2)	Adjectives	3.51 = very important	1 session
3)	Prepositions	3.50 = important	1 session
4)	Adverbs	3.50 = important	1 session
5)	Article	3.48 = important	1 session
6)	Be, verb	3.48 = important	2 sessions
7)	Action verb	3.46 = important	2 sessions
8)	Singular and plural	3.42 = important	1 session
9)	Possessive noun	3.35 = important	1 session
	Total		11 sessions

Another important thing is that the grammar items as indicated in the list have to be integrated with the speaking topics given in each session and will become integral parts of each lesson in the instructional materials of speaking course one. The integration can be seen in another part of discussion.

b.4. Perceptions on the Students' Level of Speaking Proficiency

It has already been revealed that in terms of identifying linguistic needs for designing syllabus of speaking course one, besides identifying the components of speaking skills which are mostly selected to be prioritized in the design process, it is also essential that the writer identify the students' level of proficiency in the area of the three speaking components. The information gained from this part is very influential as well to select the syllabus and the course content. The proficiency level of all the speaking components which are identified to be 'poor and fair' should be given more priority in the instructional materials. To disclose the information on the speaking components which are mostly considered as difficulties or problems, the writer of this study analyzed the data provided by the 116 students as presented in the following table:

Table 11. Students' perceptions about their speaking level of proficiency

The proficiency level	Speaking components					
	Vocabulary		Pronunciation		Grammar	
	F	%	F	%	F	%
1. Poor	43	37 %	54	47 %	77	66 %
2. Fair	65	56 %	51	44 %	27	23 %
3. Good	8	7 %	11	9 %	12	10 %
4. Excellent	0	0 %	0	0 %	0	0 %
Average	1.7		1.63		1.44	
0 – 1.50 = Poor 2.51 – 3.50 = Good 1.50 – 2.50 = Fair 3.51 – 4.00 = Excellent						

Source: Kaharuddin (2014:121)

Comments:

The data in table 4.5 obviously indicates that the students' speaking proficiency level needs improving since the level of proficiency among the speaking components ranges around level 'poor' and 'fair' which can be seen from both the analysis of

frequency and average score. In the average score for example, the students' proficiency level of grammar is 1.44 (poor), pronunciation is 1.63 (fair), and vocabulary is 1.7 (fair).

Supporting information:

According to the students, grammar is felt unsatisfactory due to the students' tendency to have less attention to learn grammar in speaking subject. Most of them are of the opinion that learning grammar is an obstacle for them to attain fluency in speaking (as stated by student 53 in the interview). However, the student's statement may not be interpreted as an effort to ignore grammar entirely in the speaking course, but this can serve as a good input for the syllabus designer or lecturer in order to prioritize vocabulary and pronunciation in teaching speaking and strengthen out by grammar rules after speaking practices in the classroom.

Conclusions:

From the analysis of the participants' perceptions on language components and the students' proficiency level in the three areas of speaking components, we find out that vocabulary, pronunciation, as well as grammar have to be taken into consideration as a cornerstone to design the speaking course one syllabus by looking at the following conditions:

1. Vocabulary and pronunciation are considered very important to be available in speaking course one. This level of importance is determined based on the average score attained by the two components in which vocabulary achieves 3.93 and pronunciation achieves 3.80. This condition requires the syllabus designer to give the first priority to vocabulary enrichment and pronunciation drills in each lesson.
2. Different from the two previous components of speaking, grammar is not considered very important, but important instead. This level of importance is stipulated based on the respondents' perception indicated through the average score in which grammar achieves 3.45. This fact indicates that grammar cannot be totally ignored in organizing the later materials for

speaking course one. However, the portion has to be smaller than the other two components. Besides, it can be presented at the end of a lesson.

c. Gathering Information on the Section of Learning Needs

To design the speaking course syllabus, two kinds of information are required i.e. information associated with linguistic needs and learning needs. Therefore, after identifying the information on the linguistic needs, let's take a look at how the second type of information on the students' learning needs collected. First of all it is essential to know that learning needs here refers to the students' learning patterns and styles or learning preferences which are described by identifying their learning problems and their attitudes toward current educational activities. Identifying the two kinds of information is able to give an illustration about how students should learn well which in turn can assist the lecturers to give the most appropriate teaching methods, strategies when teaching the students that the students finally can achieve better learning outcomes. The process of gathering the information is described as following discussions.

c.1. Perceptions on the Students Learning Problems

In this part, learning problems can be viewed as the difficulties that arise from learning speaking as a course. The purpose is to identify the students' learning needs based on their problems in learning and to make necessary adjustments to the future instructions in the classroom. The identification of possible learning problems arising from learning in speaking course is carried out with two steps i.e. getting participants to provide their responses to a series questions about learning problems in speaking course and identifying the students' learning problems on the basis of the responses. After going through the first step, the information on the students' learning problems in speaking course is then possible to be identified as indicated in table 12.

Table 12. The students' perceptions on learning problems in speaking course

Learning problems in speaking course	Level of frequency				Average
	1	2	3	4	
1. Feel shy speaking English	14	30	44	28	2.74
2. Afraid to make errors	8	21	45	42	3.04
3. Afraid to be criticized	6	30	38	42	3
4. Can't avoid native language	6	25	38	47	3.09
5. Lack of vocabulary	2	21	57	35	3.06
6. Lack of grammar	5	14	44	53	3.25
7. Lack of pronunciation	5	24	45	41	3.03
8. Insufficient knldg of the topic	6	28	43	39	2.99
0 – 1.50 = hardly ever (1)		2.51 – 3.50 = often (3)			
1.50 – 2.50 = seldom (2)		3.51 – 4.00 = always (4)			

Source: Kaharuddin (2014:133)

Comments:

According to table 12, we can see that the students at least experience four learning problems as they learn to speak in English i.e.

- a. The first is psychological problem in which the students feel shy speaking English (2.74) because they are afraid of making mistakes (3.04) and afraid of being criticized by teachers and other students due to their mistakes (3),
- b. The second is mother tongue interference problem in which the students often use their native language when they should speak English in the classroom activities (3.09),
- c. The third is problem associated with insufficient knowledge of the topic in which the students don't have enough information and vocabulary to talk about the topics being discussed (2.99),

- d. The fourth is problem with limited linguistic resources e.g. lack of vocabulary (3.06), pronunciation (3.03), and grammar (3.25), which causes the students unable to speak English effectively.

Supporting information:

The learning problems faced by the students are in the 'often' level of frequency because all the problems' average scores range from 2.74 to 3.25 which mean 'often' occur when the students speak English. All these indicate the importance for lecturers or course designers to help students reduce the effects of those problems and to maximize their learning to speak in English by selecting the most appropriate approaches, methods, and strategies in teaching as the possible solutions to overcome the problems.

c.2. Perceptions on the Students Learning Attitudes

Learning attitudes here refer to the students' feeling on learning something which is normally affected by the students' learning style. Therefore, when a teaching process does not match the students' learning styles, it will result in learning attitudes that decrease the students' effort, creativity in the learning process. According to Brown (1995: 44), an attitude in learning needs is analyzed to uncover information about how well the students like studying in a program. Therefore, to describe learning attitude, we need to know the students' learning preferences and learning styles. Learning preference refers to the way the students tend to learn best. On the other hand, learning styles refer to the educational conditions under which the students are most likely to learn. For the reason, learning preferences are concerned with what learners need to learn in order to learn (task or activities), and learning styles are associated with how they need to learn in order to learn (teaching methods), (Stewart and Felicetti, 1992: 15).

With regard to that issue, it is believed that the students' learning attitude is much affected by the students learning preferences and styles, for example; some students want more opportunities to participate in free conversation, expressing their wish towards a more communicatively oriented approach with role-play learning activities.

However, the teacher more emphasizes on grammar teaching and gets the students to work on written grammar exercises. Consequently, the students perform negative learning attitude toward the teaching process due to mismatch between their learning styles and the teaching styles. The negative attitude will automatically influence the students' language performance. As Visser (2008) states that attitude is considered as an essential factor influencing language performance.

- ***Students' Learning Preferences***

Learning preferences of the students are explored by presenting the participants' perceptions (the students' the lecturers, and the graduates) on how the students should learn major components of speaking that is vocabulary and pronunciation as indicated in the following tables.

Table 13 The respondents' perceptions on the students' vocabulary learning preferences

Vocabulary learning preferences	Respondents			Average
	Student	Graduate	Lecturer	
Memorizing the vocabulary	3.16	2.91	3.3	3.12
Communicating the vocabulary	3.78	4	3.8	3.86
Listening and repeating	3.45	3.73	3.7	3.63
From list	3.06	2.91	3	2.99
Dialogues/conversations	3.59	3.82	3.7	3.7
According to topics	3.51	3.55	3.6	3.55
0 – 1.50 = not important		2.51 – 3.50 = important		
1.50 – 2.50 = less important		3.51 – 4.00 = very important		

Source: Kaharuddin (2014:136)

Comments:

Based on the table above, we can see that there are six ways of learning vocabulary given to the respondents in order to provide their perceptions on which among the six the most preferred ways for the students are. The above data illustrate, from the students'

point of view,' learning vocabulary through communicating the vocabulary', 'through dialogues or conversations' and learning vocabulary according to topics are identified as the most preferred ways. The fact is proven by the average scores attainment of the two in which communicating the vocabulary achieves 3.78, learning vocabulary from dialogues or conversations achieves 3.59, and learning vocabulary according to topics achieves 3.51 that mean 'very important'.

Different perceptions are stated by the graduates and the lecturers. According to them, there are three ways of learning vocabulary should be employed by the students i.e. learning vocabulary by communicating the vocabulary with average score 4 from the graduates and 3.8 from the lecturers, learning vocabulary from dialogues or conversation with average score 3.82 from the graduates and 3.7 from the lecturers, learning vocabulary by listening and repeating the vocabulary with average score 3.73 from the graduates and 3.7 from the lecturers, as well as learning vocabulary based on topics with average score 3.55 from the graduates and 3.6 from the lecturers.

Supporting information:

Hence, we can now determine the students' preferences in learning vocabulary. According to the average scores categorized 'very important' from all participants, the students should learn vocabulary through:

1. Communicating the vocabulary (3.86=very important)
2. Dialogues (3.7=very important)
3. Listening and repeating vocabulary (3.63=very important)
4. Topics (3.55=very important)

The listed ways of preferred vocabulary learning should be taken into account to be selected as strategies in teaching vocabulary for speaking course one that should clearly be described in the course design of the subject.

Besides identifying the students' vocabulary learning preferences, it is also essential that we find out the students' pronunciation learning preferences. The information about it is available in the table below:

Table 14 Perceptions on the preferences of learning pronunciation

Pronunciation learning preferences	Respondents			Average
	Student	Graduate	Lecturer	
Learning from dictionary	3.27	2.91	3.3	3.16
Learning by imitating teacher	3.34	3.27	3.3	3.3
Learning from NES' recording	3.82	3.82	3.8	3.81
0 – 1.50 = not important		2.51 – 3.50 = important		
1.50 – 2.50 = less important		3.51 – 4.00 = very important		

Source: Kaharuddin (2014:138)

Comments:

The table above shows that there are three possible ways of learning pronunciation given to the participants so that they provide their perceptions on which way among the three the most preferred way for the students to learn pronunciation in speaking course one. The result of the data analysis indicates that the respondents think 'learning pronunciation from native English speakers' voice recording' is the most appropriate way for the students to learn pronunciation of English. This can be found out from the average score attainment in which the students give the average score 3.82, the graduates give the same score that is 3.82, and the lecturers give 3.8. The total average score from all respondents is 3.81 meaning 'very important'. This information should become the only strategy to employ in teaching pronunciation for the students of speaking course one at the English education study program.

- *Students' Learning Styles*

The foregoing part of this section has focused on investigating the students' learning preferences in speaking course one. We will turn now to a consideration of discussing the students' learning styles. To initiate this discussion, it is first of all necessary to see types of learning

styles that students commonly have according to Willing (1988) which are then succinctly summed up by Nunan (1991: 170) with reference to the kind of activities the students prefer.

Type 1: Concrete learners

These learners tend to like games, pictures, films, video, using cassettes, talking in pairs and practicing English outside class.

Type 2: Analytical learners

These learners like studying grammar, studying English books and reading newspapers, studying alone, finding their own mistakes and working on problems set by the teacher.

Type 3: Communicative learners

These students like to learn by watching, listening to native speakers, talking to friends in English and watching television in English, using English out of class in shops, trains, etc., learning new words by hearing them, and learning by conversations.

Type 4: Teacher-oriented learners

These learners prefer the teacher to explain everything, like to have their own textbook, to write everything in a notebook, to study grammar, learn by reading, and learn new words by seeing them.

Let's take a look at the discussion of the students' learning style based on the results of data analysis which can be seen in the following table.

Table 15 Perceptions on the students' learning styles

Learning style preferences	Respondents			Average
	Student	Graduate	Lecturer	
1 Games	3.39	4.00	3.9	3.76
2 Pictures	3.32	3.82	3.6	3.58
3 Film & video	3.51	3.73	3.9	3.71
4 Talking in pairs	3.59	3.73	3.6	3.64
4 Role play	3.27	3.55	3.8	3.54
5 Studying alone	2.62	2.18	2.8	2.53
6 Doing tasks	3.03	3.27	3	3.10
7 Small group	3.53	3.64	3.5	3.56
8 Large group	3.43	3.55	2.9	3.29
9 Talk to friends in English	3.72	3.91	3.9	3.84
0 – 1.50 = not important		2.51 – 3.50 = important		
1.50 – 2.50 = less important		3.51 – 4.00 = very important		

Source: Kaharuddin (2014:140)

Comments:

The above data illustrate that 'talk to friend in English' is the most preferred way of learning speaking. This category achieves the highest average score among the others that is 3.84 which means 'very important'. The other learning preferences of learning speaking which are also identified in the level of 'very important' for the students:

1. Learning speaking by games (3.76)
2. Learning speaking from films and videos (3.71)
3. Learning speaking by talking in pairs (3.64)
4. Learning speaking by pictures (3.58)
5. Learning speaking in small group (3.56)
6. Learning speaking by role play (3.54)

Supporting information:

If we relate the findings above to the types of learning styles, it illustrates that the students can be categorized as communicative and concrete learners. Those categories are drawn up by matching the

respondents' most preferred activities in learning speaking and the typical characteristics of the four learning styles as stated previously.

Conclusions:

Therefore, when designing syllabus and instructional materials for the speaking course one, the lecturers and the course designers should base on the principles underlining the above findings (such as learning through pictures, films and videos) take into consideration to be integrated with small group discussions, pair works, games, role play to maximize the students' talk to friends in English. Conducting such an effort to accommodate learning styles for selecting suitable teaching styles, methodologies and course organization can result in improved learners' satisfaction and attainment (Willing, 1988:1).

The analysis results of the students' linguistics and learning needs have enriched the understanding of overall needs that are required to design syllabus for speaking course one at the English education study program. The results of the analysis from the students, the graduates, as well as the lectures' perceptions found out various needs categories also known as the Needs inventory. The information of the needs inventory must be used to formulate aims and objectives for syllabus design as a basis to determine the outcomes to be achieved in speaking course one. Besides, aims and objectives are also useful to make the learning process transparent to the students in terms of the course contents. For such purposes, let's take a look at how to use the information of the needs inventory to formulate aims and objectives.

3. Using the Needs Analysis Information

In the step of using needs analysis information, the writers use the results of needs analysis to formulate the learning goals. The learning goals are then used as the basis for designing syllabus of speaking course one in the development phase later. To initiate the discussion in this section, let us first review all the needs inventory identified in the previous steps.

a. Reviewing Needs Inventory from the Linguistics Needs

Identifying linguistic needs is carried out by analyzing the students' learning ability and learning priorities. The results of the analysis are used for prioritizing the components of speaking skills and selecting appropriate teaching materials which are required to design the syllabus of speaking course one.

a.1 Learning Ability

The process of identification is first of all carried out by analyzing the students' learning ability in speaking course. Learning ability is measured based on the results of analysis of the students' proficiency level in the area of the three speaking components i.e. vocabulary, pronunciation, and grammar. The results of analysis indicate that the students' proficiency level of all the speaking components ranges around level 'poor' and 'fair' as indicated in the following average scores achievement.

1. Vocabulary (the average score is 1.7 = fair).
2. Pronunciation (the average score is 1.63 = fair)
3. Grammar (the average is 1.44 = poor)

Even if the students' grammar average score is felt poor, but the lecturers should not give priority to this component due to the students' tendency to have less attention to learn grammar in speaking course. However, grammar may not totally be ignored in the speaking course. The lecturers should prioritize vocabulary and pronunciation in teaching speaking and be strengthened out by grammar rules after speaking practices in the classroom.

a.2 Learning Priorities

Determining learning priorities is conducted by analyzing the respondents' perceptions on the importance level of giving the speaking skills' components (i.e. vocabulary, pronunciation, and grammar) to speaking course one. The results of the analysis can be recognized as follows:

1. Vocabulary (the average score is 3.93 = very important)
2. Pronunciation (the average score is 3.80 = very important)
3. Grammar (the average score is 3.45 = important)

The findings above illustrate that the syllabus designers need to give the first priority to vocabulary enrichment, the second priority to pronunciation drills, the last priority to grammar in each unit or lesson.

The Needs for Learning Vocabulary and Pronunciation

Vocabulary and pronunciation are the items of speaking skills which have been the priority to learn. With regard to learning the two items, almost all respondents think, it is 'very important' to learn speaking by enriching the students' vocabulary from real life topics with average score 3.51. Twenty real life topics were given to the respondents to be selected. Twelve topics were then selected based on the analysis of the respondents' perceptions according to the level of importance as follows:

- 1) Classroom (3.55 = very important)
- 2) Cooking and food (3.53 = very important)
- 3) Days & daily routine (3.51 = very important)
- 4) Future (3.48 = important)
- 5) Meeting people (3.48 = important)
- 6) Work chores (3.48 = important)
- 7) Occupation (3.45 = important)
- 8) Money (3.34 = important)
- 9) Time (3.32 = important)
- 10) Clothes & color (3.31 = important)
- 11) Free time (3.29 = important)
- 12) Family (3.28 = important)

Conclusively, all the speaking topics as listed above should be included since they are considered important or very important for the students to be learnt in speaking course one at the English education study program.

The Needs for Learning Grammar

In addition to learning speaking through real life topics, the students also need to learn grammar, even if grammar in speaking subject is not very important since it is frequently regarded as a

hindrance for the students' fluency. However, the lecturers should not entirely ignore it when teaching speaking. It is necessary that the lecturers describe the importance of grammar for the students to help them speak English effectively. A variety of grammar items were given to be selected by all the respondents. The results of analysis of their perceptions associated with the grammar items resulted in selecting nine (9) grammar items, as listed below:

1)	Pronouns	3.55 = very important	1 session
2)	Adjectives	3.51 = very important	1 session
3)	Prepositions	3.50 = important	1 session
4)	Adverbs	3.50 = important	1 session
5)	Article	3.48 = important	1 session
6)	Be, verb	3.48 = important	2 sessions
7)	Action verb	3.46 = important	3 sessions
8)	Singular and plural	3.42 = important	1 session
9)	Possessive noun	3.35 = important	1 session
	Total		12 sessions

The grammar items as listed above should be adapted with the speaking topics given in each session and will become integral parts of each lesson in the instructional materials of speaking course one. The overall linguistic needs of the students are illustrated in the following table:

Table 16 The overall needs inventory from linguistic needs

Linguistic Needs	
Learning Abilities	Learning Priorities
1. Fair in vocabulary 2. Fair in pronunciation	1. Vocabulary is the first priority 2. Pronunciation is the second priority
Learning vocabulary and pronunciation from real life topics	
1. Classroom 2. Cooking and food 3. Days & daily routine 4. Future 5. Meeting people 6. Work chores	7. Occupation 8. Shopping and Money 9. Time 10. Clothes & color 11. Free time 12. Family
3. Low in grammar	3. Grammar is the third priority
Basic grammar items to be used with vocabulary and pronunciation	
1. Pronouns 2. Adjectives 3. Prepositions 4. Adverbs 5. Article	6. Be, verb (Simple present 1) 7. Action verb (Simple present 2) 8. Singular and plural 9. Possessive noun

Source: Kaharuddin (2014:146)

b. Reviewing Needs Inventory from the Learning Needs

The students learning needs in this study were identified by analyzing the students learning problems and learning attitudes. The students' learning problems were described based on the analysis of the respondents' perceptions (the students' the lecturers, and the graduates) on the obstacles to the students learning success to be able to speak effectively in speaking subject. While to explain the students' attitude, the writer analyzed the students' learning preferences and learning styles based on the respondents' perceptions since these two factors were believed able to affect the students' attitudes in learning.

b.1 The Students' Learning Problems

Based on the analysis of the respondents' perceptions on the students' learning problems, it is found that the students learning difficulties can apparently stem from many causes. These include:

- a. The psychological problems such as feeling shy speaking English, being afraid of making mistakes, being afraid of being criticized by teachers and other students due to their mistakes.
- b. The mother tongue interference problem like using the native language when they should speak English in the classroom activities most of the time.
- c. The problem of insufficient knowledge of the topic like having no enough information and vocabulary to talk about the topics being discussed.
- d. The problem of limited linguistic resources e.g. lack of vocabulary, pronunciation, and grammar, which causes the students unable to speak English effectively.

After acknowledging the students' learning problems, the lecturers can start addressing to choose the most appropriate teaching methods to help the students learn and to minimize the effect of the learning problems to their learning success in speaking subject.

b.2 The Students Learning Attitudes

It has already been stated that learning attitudes are analyzed to uncover how well the students like to learn. For the reason, the focus of this discussion deals with identifying the students learning preferences and styles in learning to speak in speaking course one based on the respondents' perceptions. The identification of the learning preferences and styles will enable the teachers to better understand the strategies and methods that might be the most efficient for teaching speaking course one which in turn will serve to produce more desirable learning outcomes and significantly increases the students' achievement level (Dunn, Deckinger, Withers,& Katzenstein, 1990:96).

The Students' Learning Preferences

The students' learning preferences in speaking course one are specifically focused on describing the students' preferences in learning vocabulary and pronunciation. From the analysis results of the respondents, it is found out that the students prefer to learn vocabulary by:

1. Communicating the vocabulary
2. Learning dialogues or conversations
3. Listening and repeating
4. Learning it though real life topics

The listed ways of preferred vocabulary learning should be taken into account to be selected as strategies in teaching vocabulary for speaking course one.

In identifying the students preference in pronunciation, three possible ways of learning pronunciation were given to the respondents so that they provide their perceptions and the results of the data analysis convey that the students prefer to learn pronunciation from:

“Native English speakers' voice recording”

Thus, this information should become the only strategy to employ in teaching pronunciation for the students of speaking course one at the English education study program.

The students' Learning Styles

The results of the data analysis associated with the students' learning styles indicate that the students at the English education study program can mostly be categorized as communicative and concrete learners. Those categories are drawn up by matching the respondents' most preferred activities in learning speaking and the typical characteristics of the four learning styles as stated by Willing (1981). They are:

1. Learning speaking by talking to friend in English
2. Learning speaking by language games
3. Learning speaking from films and videos
4. Learning speaking by talking in pairs
5. Learning speaking by pictures
6. Learning speaking in small group
7. Learning speaking by role play

Detailed information on the students' learning needs can be seen in the following table:

Table 17 The overall needs inventory from learning needs

Learning Needs	
The learning problems	The learning attitudes
<ol style="list-style-type: none"> 1. The psychological problems <ul style="list-style-type: none"> - Feel shy speaking English, - Afraid of making mistakes, - Afraid of being criticized by teachers 2. The mother tongue interference <ul style="list-style-type: none"> - Cannot avoid using the native language 3. Insufficient knowledge of the topic <ul style="list-style-type: none"> - No enough information to talk about the topics 4. The problem of limited linguistic resources <ul style="list-style-type: none"> - Lack of vocabulary, - Lack of pronunciation - Lack of grammar 	<p>Learning preferences</p> <ol style="list-style-type: none"> 1. Vocabulary <ul style="list-style-type: none"> - Communicating the vocabulary - Learning dialogues or conversations - Listening and repeating - Learning it though real life topics 2. Pronunciation <ul style="list-style-type: none"> - Native English speakers' voice recording <p>Learning styles</p> <ol style="list-style-type: none"> 1. Talking to friend in English 2. Language games 3. Learning from films and videos 4. Talking in pairs 5. Learning by pictures 6. Learning in small group 7. Learning by role play

Source: kaharuddin (2014:150)

c. Determining the Aims and Objectives of the Syllabus

The results of the data gathered through questionnaires and interviews have been analyzed and put in the table to be clarified qualitatively. They have shown that the needs analysis conducted specifically to design syllabus of speaking course one have resulted in:

1. identifying the students' learning ability in speaking course
2. determining the language components which are mostly required to learn as priority in speaking course one
3. identifying the real life topics and basic grammar items which are mostly preferred by the students
4. identifying the obstacles or problems which are mostly experienced by the students in learning to speak in the classroom
5. identifying the learning preferences and the learning styles that are mostly preferred by the students.

Another crucial dimension of decision making in syllabus design is to determine the aims and the objectives of a language program. In syllabus design context, the terms 'aims' or 'goals' refer to general statements or 'signposts' reflecting the underlying ideology of the curriculum. Richards (2001: 120) suggests that aims have four main purposes:

1. To provide a reason for the program
2. To provide guidelines for teachers and learners
3. To provide a focus for learning
4. To describe important and realizable changes in learning (or in students)

It is mentioned that "stating your goals helps to bring into focus your visions and priorities for the course" Graves (2000: 75). And she keeps on saying that they are general statements, but they are not vague. In addition, objectives are more specific than aims. They break down aims into smaller units of learning, and typically describe learning in terms of observable behavior or performance (performance objectives), i.e. they describe 'learning outcomes' in terms of what a learner will be able to do. Objectives help planning the course and enable evaluators to judge the success or failure of a program. Richards (2001:123) suggests that objectives generally have the following characteristics:

1. They describe what the aims seeks to achieve in terms of smaller units of learning
2. They provide the basis for the organization of teaching activities
3. They describe learning in terms of observable behavior or performance
4. They facilitate planning: once objectives have been agreed on, course planning, materials preparation, textbook selection, and related processes can begin
5. They provide measureable outcomes and thus provide accountability given a set of objectives, the success or failure of of a program to teach the objectives can be measured
6. They are prescriptive: they describe how planning should proceed and do away with subjective interpretations and personal opinions.

Besides, Richards (2001:123) also describes that statements of objectives possess the following characteristics:

1. Objective describes a learning outcome
2. Objective should be consistent with the curriculum aim
3. Objective should be precise and feasible.

Referring to the theoretical point of view about aims and objectives, this research formulates the course aims and objectives based on the needs inventory from the students of English education study program. These syllabus and course materials are specifically designed to meet the needs of the first semester students in learning speaking through speaking course one.

The course aims:

- a. To help students communicate effectively and confidently in English by developing the students' vocabulary, pronunciation, and basic grammar.***
- b. To prepare students have a good basic foundation in speaking which enables them to communicate everyday situations and topics.***

Course Objectives:

- a. Students are able to practice some basic expressions for greeting and farewell when meeting other people, to introduce themselves and others, as well as to get and give personal information in informal situations.
- b. Students are able to talk about their families using vocabulary for family members, able to address basic questions for requesting information about family members, as well as able to describe and illustrate family members.
- c. Students are able to use appropriate expressions and vocabulary to tell the time and ask the time in English.
- d. Students are able to ask a daily routine of someone they know and able to talk about their own daily routines
- e. Students are able to use appropriate expressions when talking about chores at home and identify the responsibilities they normally do at home
- f. Students are able to talk about their leisure time and then to practice speaking about their own free time activities using the phrases they have learned
- g. Students are able to state intention to purchase items, to ask price of items, and to request correct change when incorrect change is received
- h. Students are able to state clothing needs, including color and size, and to differentiate sizes by reading tags and tape measure.
- i. Students are able to talk about food and to encourage them to discuss their own preferences and attitudes towards food and cooking
- j. Students are able to use appropriate phrases to express future plans and able to state and to talk about their ambitions or dreams for the future
- k. Students are able to identify kinds of jobs, to talk about jobs by asking someone what they do for a living (job) and answering someone if they ask, and to give a description of jobs and where they work

B. The Development Phase

After the course aims and objectives are stipulated in the preliminary phase, a number of different activities of planning and developing a set of instructional rules have to carry out. There are three major activities conducted in this phase i.e. selecting syllabus contents, planning the course structure and developing teaching materials.

1. Selecting Syllabus Content

In this section, the selection of syllabus content is conducted by selecting the major topics and determines the order in which the topics will be presented in the classroom. Needs analysis and consultation with teachers have been carried out to obtain an initial list of course topics. As Richards (2001: 148) states that information gathered during needs analysis contributes to the planning of course content, as do additional ideas from other resources such as available literature on the topic, published materials on the topics, review similar courses offered elsewhere, review test or exams in the area, analysis of the students' problems, consultation with teachers familiar with the topics, as well as consultation with specialists in the area. The results of the needs analysis and consultation with lecturers could then list the following twelve initial topics that would be included in a course on speaking one for the students at the English education study program.

- 1) Classroom (3.55 = very important)
- 2) Cooking and food (3.53 = very important)
- 3) Days & daily routine (3.51 = very important)
- 4) Future (3.48 = important)
- 5) Meeting people (3.48 = important)
- 6) Work chores (3.48 = important)
- 7) Occupation (3.45 = important)
- 8) Money (3.34 = important)
- 9) Time (3.32 = important)
- 10) Clothes & color (3.31 = important)
- 11) Free time (3.29 = important)
- 12) Family (3.28 = important)

However, the list of the initial topics above needs refining by considering course aims and objectives, the importance of the initial topics, the students' knowledge, and the allotted time to teach the topics. Richards (2001: 149) suggest that when the list of the initial topics has to be reviewed or refined and the following questions need to be asked:

- a. Are all the suggested topics necessary?
- b. Have any important topics omitted?
- c. Is there sufficient time to cover them?
- d. Has sufficient priority been given to the most important areas
- e. Has enough emphasis been put on the different aspects of the areas identified?
- f. Will the areas covered enabled students to attain the learning outcomes?

At the English education study program, speaking course one is recognized as a two (2) credit course which is normally taught within 14 sessions according to the following descriptions:

a. Session one: course preview and learning contract	1
b. Session two to six: teaching the materials	5
c. Session seven: mid-term test	1
d. Session eight to thirteen: teaching the materials	6
e. Session fourteen: final test	1
Total	14

Referring to the descriptions, eleven topics are selected and rearrange in a logical order after having consultation with teachers familiar with the topics and one topic is skipped that is 'classroom' since the teachers consider that the students already have sufficient knowledge of it. The consultation discussed how and why the topics have to be organized that way which resulted in the following types of contents.

1. Meeting people
2. Family
3. Time
4. Daily routines
5. Cooking and food

6. Work chores
7. Free time
8. Clothes & color
9. Shopping and Money
10. Future
11. Occupation

According to Richards (2001:150), sequencing of content in the course can be determined based on the following criteria:

- a. Simple to complex: content presented earlier is taught to be simpler than later items.
- b. Chronology: content is sequenced according to the order in which events occur in the real world.
- c. Need: content is sequenced according to when learners are most likely to need it outside of the classroom.
- d. Prerequisite learning: the sequence of content reflects what is necessary at one point as a foundation for the next step in the learning process.
- e. Whole to part or part to whole: in some cases, material at the beginning of a course may focus on the overall structure or organization of a topic before considering the individual components that make it up. Alternatively, the course focuses on practicing the parts before the whole.
- f. Spiral sequencing: the recycling of items to ensure that learners have repeated opportunities to learn them.

The decision about the course content which has been sequenced as presented above is determined based on 'need' criteria because the topics are organized in order of importance to the students' needs in personal and social lives. Besides, the topics are also sequenced by taking into account the logical relationships from one to the other topics according to a theme or storyline as stated by one of lectures of speaking courses in the consultation between the writer and her.

Topik-topik yang diajarkan di mata kuliah speaking satu sebaiknya disusun berdasarkan kebutuhan mahasiswa, berangkat dari kebutuhan untuk membicarakan sesuatu yang terkait dengan diri mereka sendiri seperti bagaimana memperkenalkan diri, kemudian mengenal dan memperkenalkan anggota keluarganya,

menceritakan tentang kebiasaan mereka sehari-hari secara pribadi, menjelaskan tentang tanggungjawabnya di dalam keluarga, menceritakan tentang kegiatan yang dilakukan di waktu luang di lingkungan keluarga diluar lingkungan keluarga, kemudian kebutuhan berinteraksi dengan lingkungan diluar rumah misalnya berbelanja, kebutuhan untuk menyampaikan rencana-rencana dimasa yang akan datang misalnya akan melanjutkan kuliah atau bekerja., serta kebutuhan membicarakan tentang jenis-jenis pekerjaan dan pekerjaan yang diinginkan.

(The topics presented in speaking course one should be sequenced based on the students' needs, starting from the needs of talking something associated with their personal lives such as how to introduce themselves to others, the next acknowledging and introducing their family members, talking about their daily routines and responsibilities at home in their family, talking about the leisure time activities they do indoor and outdoor to talking about the needs in interacting with other people outside such as shopping, talking about their future plans to the others e.g. pursuing their advanced study or looking for a job, as well as the needs of telling the others about the types of jobs they want). (Interview, December 6, 2013).

In addition, the logical sequence of the topics above is then linked with the grammar items selected according to the grammatical demands of each topic to be taught and practice altogether in the classroom interactions. It can be illustrated as follows:

- | | | |
|-----------------------|---|---|
| 1. Meeting people | → | 1. Pronouns <ul style="list-style-type: none"> - Personal pronouns - Demonstrative pronouns |
| 2. Family | → | 2. Adjectives <ul style="list-style-type: none"> - Compounding adjectives and nouns |
| | | 3. Article <ul style="list-style-type: none"> - Definite article - Indefinite article |
| 3. Time | → | 4. Prepositions <ul style="list-style-type: none"> - Prepositions of time - Prepositions of place |
| 4. Daily routines | → | 5. 1. Action verb (Simple present 1) <ul style="list-style-type: none"> - Affirmative (+) & Negative (-) |
| | | 6. Adverbs <ul style="list-style-type: none"> - Frequency adverbs |
| 5. Cooking and food | → | 5. 2. Action verb (Simple present 1) <ul style="list-style-type: none"> - Interrogative (?) |
| 6. Work chores | | 7. Possessive noun <ul style="list-style-type: none"> - Regular possessive noun - Irregular possessive noun |
| 7. Free time | → | 5. 3. Action verb (Simple present 1) <ul style="list-style-type: none"> - Information questions |
| 8. Clothes & color | → | 8. 1. Be, verb (Simple present 2) <ul style="list-style-type: none"> - Affirmative (+) & Negative (-) |
| 9. Shopping and Money | → | 9. Singular and plural nouns |
| 10. Future | → | 8. 2. Be verb (Present - Going to 2) <ul style="list-style-type: none"> - Affirmative (+), Negative (-), and interrogative (?) |
| 11. Occupation | → | 8. 3. Be verb (Simple present 2) <ul style="list-style-type: none"> - Interrogative (?) - Information questions |

2. Planning Course Structure (Designing Syllabus)

The next stage in course development is to map the logical sequence of course structure into a syllabus design as a fundamental instrument for teaching effectively. The idea of designing syllabus of the course can be initiated by selecting a syllabus framework which normally has closed relationship to developing instructional materials based on the formulated syllabus framework. However, presenting the theories of the syllabus framework commonly employed in language teaching is not the focus of this part since the theories have been explained in the previous part of this book.

Referring to the results of needs analysis in learning English specifically speaking skills for the students at the English education study program, this design uses integrated or mixed syllabus framework as an alignment of three different types of syllabus. It is expected that the syllabus framework can be a comprehensive and helpful cornerstone for effective learning and teaching in the speaking course one at the college. As Krahnke (1987: 75) concludes that:

For almost all instructional programs, it is clear that some combination of types of instructional content will be needed to address the complex goal of the program...for most general teaching applications, whose goal is functional ability in broadly defined settings and structural knowledge and communicative ability in specific situations, a combination of functional, structural, situational, and skill based instruction is the probable choice. On the other hand, in some second language teaching settings, skills and tasks can be more narrowly specified, instructional resources and richer, or specific structural or formal knowledge is not required by the program for students to succeed and a combination of task-based, skill-based, situational, functional, and context instruction may be chosen.

The course design in this study is called an integrated or a mixed syllabus since it combines three types of syllabus i.e. topical or content-based syllabus, structural syllabus, as well as competency-based syllabus. The alignment of the three types of syllabus is determined to satisfy the linguistic needs and the learning needs of the students to learn to speak on speaking course one at the English education study program of STAIN Parepare.

Topical or content-based syllabus refers to a type of syllabus which is organized around themes, topics or other units of content. The starting point of this syllabus type is more emphasized on topics or content rather than grammar, function, or situation in syllabus design. Richards (2001: 158) identifies the advantages of courses based on content-based syllabuses as follows:

- a. They facilitate comprehension.
- b. Content makes linguistic form more meaningful.
- c. Content serves as the best basis for teaching the skill area.
- d. They address students' needs
- e. They motivate learners.
- f. They allow integration of the four skills.
- g. They allow for use authentic materials.

Conclusively, topic-based syllabuses have often been a feature of ESL or EFL program in many language institutions which are used in developing speaking materials.

Structural syllabus refers to a type of syllabus that is organized around grammatical items. Here, grammar items are mapped out together with potential lessons content in the form of topics, skills, and activities. According to Richards (2001: 153), grammar is decided to be taken into account in the syllabus design, besides it still remains a core component of many language courses, for some reasons i.e.

- a. Teaching language through its grammar represents a familiar approach to teaching for many people. In many parts of the world, teachers and students expect to see a grammar stand in a course and react negatively to its absence.
- b. Grammar provides a convenient framework for a course in which grammar can readily be linked to other strands of a syllabus such as topics, functions, or situations.
- c. Grammar represents a core component of language proficiency in which communicative ability includes the ability to use grammar and therefore deserves a place in the curriculum.

For the reason, grammatical syllabuses continue to be widely employed in language teaching. However, today's grammar syllabus seems to be one component of an integrated syllabus rather than as the sole basis for a syllabus.

Competency-based syllabus refers to a type of syllabus which is organized based on a specification of the competencies that students are expected to master in relation to specific situation and activities. Competencies are a description of the essential skills, knowledge, and attitudes required for effective performance of particular tasks or activities. Richards (2001:159) stated that a curriculum can be organized according to topics and competencies in which curriculum's language competencies are divided into topics and cross-topics areas. A topic refers to the context where language is used. For example, the competency "report basic household problems" is found in the topic "housing". A cross-topic is a topic which can occur in other topic areas. For example, the competency "read and write dates" from the cross-topic "time and dates" also occurs in the topics "shopping" (reading expiration dates of food), "health" (reading appointment times), "banking and bills" (reading the date due on bills).

The framework of the course design on speaking course one for the students at the English education study program by using the integrated syllabus can be seen in the following table.

Table 18 The syllabus design of speaking course one for the English education study program

Week	Units	Topics	Activities	Grammar focus	Competences
1	-	Syllabus overview	-	-	-
2	ONE: Socializing	Meeting people	SKILL GETTING - Vocabulary snapshot: learning vocabulary about meeting people such as greetings and farewells - Pronunciation drills through native English speakers recordings - Pair Practice: Interview about personal information SKILL USING - Functional activity: conversation about meeting new people - Social interaction activity: Role play REVIEW - Language game: Find who owns this tag - introducing ourselves and the others	- Pronouns subjects such as: I, you, he, she, etc. - Pronouns objects such as: Me, us, him, etc. - Possessive adjectives such as: My, your, our, etc. - Demonstrative pronoun such as: this and that - Grammar exercises about the use of pronouns and demonstrative pronouns.	- Stating greetings and farewell - Introducing him/herself - Introducing others - Getting and giving personal information

3	TWO: Family life	My Family	<p>SKILL GETTING</p> <ul style="list-style-type: none"> - Vocabulary snapshot: learning vocabulary about nucleus, extended, and step family members - Pronunciation drills of the vocabulary about family - Pair practice: giving information about family members e.g. age, personality and physical appearance <p>SKILL USING</p> <ul style="list-style-type: none"> - Functional activity: listening to conversation on describing about family. - Social interaction activity: Role play-describing and illustrating family members <p>REVIEW</p> <ul style="list-style-type: none"> - Language Game: who owns this handout. 	<ul style="list-style-type: none"> - compounding adjectives and nouns - Articles; the use of definite 'the' and indefinite articles 'a' and 'an' - Grammar exercises about using adjectives and articles in sentences 	<ul style="list-style-type: none"> - Recognizing family members in English - Requesting information about family members - Describing and illustrating family members associated with their physical appearances and personalities
---	---------------------	-----------	---	--	---

4	THREE: A matter of time	Telling time	SKILL GETTING - Vocabulary snapshot: learning vocabulary about elements of a clock, asking elapsed time, telling time. - Pronunciation drills of the vocabulary - Pair practice: interview about scenarios and time SKILL USING - Functional activity: listening to conversation about activities and time - Social interaction: Role play- talking about time to see a music concert with a friend REVIEW Language game: Board game.	- Prepositions of time such as at, in, and on. - Prepositions of place such as at, in, and on. - Grammar exercises about prepositions of time and place.	- Recognizing the elements of a clock and the use of appropriate expressions about clock and time - Asking about time - telling about time in common ways
---	-------------------------------	-----------------	---	--	---

5	FOUR: Our daily lives	Daily routines	<p>SKILL GETTING</p> <ul style="list-style-type: none"> - Vocabulary snapshot: Vocabulary about daily routines and adverbs of frequency - Pronunciation drills of the vocabulary about daily routines - Pair practice-interview by using survey charts and pictures <p>SKILL USING</p> <ul style="list-style-type: none"> - Functional activity: Listening to conversation between two students talking about their daily routines. - Social interaction: Half dialogue Role play-talking about daily routines with a campus mate <p>REVIEW Language game: who owns this handout</p>	<p>Simple present action verb-affirmative and negative sentence structures</p> <p>Frequency adverbs such as always, usually, often, sometimes etc and chronology</p> <p>Grammar exercise about affirmative and negative sentences in action verbs of simple present tense.</p>	<ul style="list-style-type: none"> - Asking someone about his/her daily routines - Giving specific information about our daily routines according to frequency and hours
---	--------------------------	----------------	--	--	--

6	FIVE: Day by day activities	Cooking and food	<p>SKILL GETTING</p> <ul style="list-style-type: none"> - Vocabulary snapshot: learning vocabulary about food and cooking - Pronunciation drills of the vocabulary associated with cooking and food - Pair practice: Interview about favorite food and food taste. <p>SKILL USING</p> <ul style="list-style-type: none"> - Functional activity: Listening to conversation between two old friends talking about food. - Social Interaction: Half dialogue Role play- talking about eating habit and food preference <p>REVIEW</p> <p>Language game: Find who owns this handout.</p>	<p>Simple present Action Verb- interrogative sentences Grammar exercises about making interrogative sentence in action verbs of simple present tense</p>	<ul style="list-style-type: none"> - Recognizing the use of appropriate vocabulary on cooking and food - Addressing questions about cooking and food preference - Describing preference about food and cooking - Illustrating attitude about food and cooking
7	-	Midterm test	-	-	-

8	SIX: At Home	House chores	<p>SKILL GETTING</p> <ul style="list-style-type: none"> - Vocabulary snapshot: learning vocabulary about household chores categories - Pronunciation drills of the vocabulary associated with household chores. - Pair practice: interview by using household charts. <p>SKILL USING</p> <ul style="list-style-type: none"> - Functional activity: Listening to conversation between two siblings talking about household chores - Social interaction: Half dialogue Role play: Two room-mates talk about household chores before going holiday. <p>REVIEW Language game: Find who owns this handout</p>	<ul style="list-style-type: none"> - Possessive noun rules such as the use of apostrophe and an S for most nouns, plural nouns, irregular plural, and nouns ending in S. - Grammar exercises about using possessive case rules in English sentences. 	<ul style="list-style-type: none"> - Asking questions about household chores - Identifying and describing about responsibilities to do at home - Expressing request and offers to do some chores
---	-----------------	-----------------	--	--	---

9	SEVEN: Favorite activities	Free time	<p>SKILL GETTING</p> <ul style="list-style-type: none"> - Vocabulary snapshot: learning vocabulary about the categories of free time activities - Pronunciation drills of the vocabulary associated with free time activities. - Pair practice: interview the classmates by using charts <p>SKILL USING</p> <ul style="list-style-type: none"> - Functional activity: Listening to conversation between two students talking about favorite leisure time activities. - Social interaction: Half dialogue Role play- two room-mates are talking about their leisure time activities. <p>REVIEW Language game: Find who owns this handout.</p>	<ul style="list-style-type: none"> - Simple present - Action verb-information questions - sentence structures - The use of basic question words such as what, when, where, who, etc. - Grammar exercise about making information questions - sentences in action verbs of simple present tense 	<ul style="list-style-type: none"> - Asking questions about free time activities - Giving information about their favorite leisure time activities - Describing the reasons for doing particular free time activities
---	----------------------------------	-----------	--	--	--

10	EIGHT: Things to wear	Clothes and colors	<p>SKILL GETTING</p> <ul style="list-style-type: none"> - Vocabulary snapshot: learning vocabulary about clothes and colors - Pronunciation drills of the vocabulary associated with clothes types, accessories, shapes and colors - Pair practice-interview by identifying the items of clothing. <p>SKILL USING</p> <ul style="list-style-type: none"> - Functional activity: listening to conversation about recognizing someone in a restaurant from the items of clothing. - Social Interaction: Half dialogue Role play-identifying someone from his/her clothes. <p>REVIEW</p> <p>Language game: Descriptive Matching Activity</p>	<p>The use of verb BE in simple present tense such as affirmative and negative sentences. Grammar exercises about using verb BE in affirmative and negative sentence structures.</p>	<ul style="list-style-type: none"> - Asking about what people are wearing - Describing what people are wearing in terms of clothes types, accessories, colors, and shapes.
----	--------------------------	--------------------	---	--	--

11	NINE: Buying things	Shopping and money	SKILL GETTING - Vocabulary snapshot: learning vocabulary about shopping such as selling, buying, and bargaining. - Pronunciation drills of the vocabulary associated with shopping and money - Pair practice-interview about items to buy SKILL USING - Functional activity: listening to conversation between a woman and a clerk in a shoe store. - Social interaction: Half dialogue Role play- Buying a sweater in a clothing store. REVIEW Language game: Shopping around	Plural noun rules such as the regular plural nouns and the irregular plural nouns Grammar exercise about forming nouns in plural forms in English.	- Saying intentions to purchase items - Asking price of items to purchase - Negotiating price of items to make it cheaper
----	-------------------------------	--------------------	--	---	---

12	TEN. Plans in life	Future plans	<p>SKILL GETTING</p> <ul style="list-style-type: none"> - Vocabulary snapshot: learning vocabulary about future life events - Pronunciation drills of the vocabulary associated with stating future life events - Pair practice- interview- life events- the students hope to achieve in the future. <p>SKILL USING</p> <ul style="list-style-type: none"> - Functional activity: listening to a description about future ambitions. - Social interaction: Asking about future plans <p>REVIEW Language game: Find who owns this handout.</p>	<p>The use of verb BE in present form to indicate future actions e.g. positive, negative, and interrogative sentences. Grammar exercise about using verb BE to indicate future actions by using verb BE + going to</p>	<p>Asking questions about future possibilities. Describing about ambitions and dreams for the future possibilities</p>
----	-----------------------	--------------	---	--	--

13	ELEVEN: People's professions	Jobs	<p>SKILL GETTING</p> <ul style="list-style-type: none"> - Vocabulary snapshot: learning vocabulary about people's professions - Pronunciation drills of the vocabulary associated with people's occupations - Pair practice-interview – job categories and job descriptions <p>SKILL USING</p> <ul style="list-style-type: none"> - Functional activity: listening to conversation on talking about jobs descriptions. - Social interaction: Half dialogue Role play-describing the recent job. <p>REVIEW Language game: Bard Game-giving descriptions about occupations.</p>	<p>Simple present be-verb, interrogative, and information questions</p> <p>The use of questions words such as what, when, etc. Grammar exercise about the use of BE in questions both Interrogative and Information questions in simple present tense</p>	<ul style="list-style-type: none"> - Asking someone what they do for a living (jobs) - Answering when they ask about jobs - Giving descriptions about occupation and the places people work with the occupations
14	T&E	FIVE T&E			ONE T&E

Source: Kaharuddin (2014:285-295)

The syllabus design of the speaking course one that has been developed above illustrates the distribution of content throughout the course in terms of scope and sequence of the course in which scope is associated with the breadth and depth of coverage of items in the course, while sequence of content connotes determining which content is needed earlier in the course as the basis for things that will be learnt later. The syllabus design contains syllabus preview which should be given at the beginning of the program. This section provides the students detailed information on the syllabus aims and objectives, the materials, activities, as well as the learning facilities that the students may need throughout the lessons in each unit. All topics provided in each unit items are used as instructional materials in teaching speaking course one for the students of the English education study program.

3. Developing Instructional Materials

So far, the writers have already discussed the processes employed to make decisions about the aims and the objectives of the course, the content of the course as well as its syllabus design. Another important thing to do next is to develop instructional materials of speaking course one. Following the procedures of developing the course materials in this section, there are three main procedures to do i.e.

1. Mapping out the course in terms of sections or instructional blocks. Instructional block represents the instructional focus of the course which may be very specific in a single lesson or more general in a unit of work consisting of several lessons. The representation of the instructional block can be initially made by writing a lesson plan as a road map for a class session.
2. Composing the instructional materials or text book for the course based on the stipulated lesson plans.
3. Getting experts of English Language Teaching (ELT) to review the prototype of the developed instructional materials.

a. Lesson Plans of Speaking Course one

As the matter of fact, a lesson plan in a language program functions to identify the learning destination (objective of the lesson) and to mark out the route (activities for each stage of the lesson). It is

an aid for a teacher to plan his teaching strategies effectively. Therefore, a well-prepared teacher should write down the details of each activity in the form of lesson plans which will guide the interactions between the teacher and students in implementing how detailed a lesson plan needs to be. Brown (2001: 149-152) proposes six essential elements of a lesson plan should be namely;

1. Goals
2. Objectives
3. Materials and equipments
4. Procedures
5. Evaluation
6. Extra-class work.

Determining a plan for teaching will keep both teachers and learners focused on where they are going, how they are going to get there, and what to achieve when they arrive.

The syllabus design above is then used as a guideline to write lesson plans for speaking course one. The entire lesson plans required for the course have completely been compiled which have finally resulted in eleven lesson plans for eleven units and topics. The eleven lesson plans have been written separately from the discussion in this section. However, the writers can illustrate the general description of speaking course and one sample of the lesson plans i.e. the lesson plan of Unit Two: My Family, as follow.

COURSE GENERAL DESCRIPTION	
Subject	Speaking One
Study Program	English Education
Level	Basic Level
Semester	One (1)
Course Aims	<ul style="list-style-type: none"> a. To enhance students' skills to communicate effectively and confidently in English by developing the students' vocabulary, pronunciation, and basic grammar. b. To give students a good basic foundation in speaking which enables them to communicate everyday situations and topics.
Course objectives	<ul style="list-style-type: none"> a. Students are able to practice some basic expressions for greeting and farewell when meeting other people, to introduce themselves and others, as well as to get and give personal information in informal situations. b. Students are able to talk about their families using vocabulary for family members, able to address basic questions for requesting information about family members, as well as able to describe and illustrate family members. c. Students are able to use appropriate expressions and vocabulary to tell the time and ask the time in English. d. Students are able to ask a daily routine of someone they know and able to talk about their own daily routines e. Students are able to use appropriate expressions when talking about chores at home and identify the responsibilities they normally do at home f. Students are able to talk about their leisure time and then to practice speaking about their own free time activities using the phrases they have learned

	<ul style="list-style-type: none"> g. Students are able to state intention to purchase items, to ask price of items, and to request correct change when incorrect change is received h. Students are able to state clothing needs, including color and size, and to differentiate sizes by reading tags and tape measure i. Students are able to talk about food and to encourage them to discuss their own preferences and attitudes towards food and cooking j. Students are able to use appropriate phrases to express future plans and able to state and to talk about their ambitions or dreams for the future k. Students are able to identify kinds of jobs, to talk about jobs by asking someone what they do for a living (job) and answering someone if they ask, and to give a description of jobs and where they work
Language Focus	<ul style="list-style-type: none"> a. Vocabulary 50 % b. Pronunciation 40 % c. Grammar 10 %
Activities	<ul style="list-style-type: none"> a. Talking in pairs b. Learning in small group c. Learning by role play d. Language games
Media	<ul style="list-style-type: none"> a. Audio recordings b. Pictures c. Video
Time	2 x 45 minutes = 90 minutes (One session)

LESSON PLAN TWO	
I. Subject:	Speaking One
II. Unit	Two (Family Life)
III. Topic	My family
IV. Time	90 minutes
V. Course description	This course prepares students to be able talk about their family effectively and confidently in English by developing their vocabulary, pronunciation, and basic grammar used in that topic.
VI. Course objectives	After completing the course, the students are able: <ul style="list-style-type: none"> - to recognize family members in English - to request information about family members - to describe and to illustrate family members
VII. Materials and equipments	a. Handout b. Active speaker (audio player) c. Recorded voice of native English speaker
<p>VIII. Procedures/activities: (60 minutes)</p> <ol style="list-style-type: none"> 1. The teacher introduces the topic which is going to be the focus that is 'The family' and explain the importance of recognizing information on family members (5 minutes) 2. The teacher explains phrases and vocabulary required to talk about family such as nuclear family and extended family members, etc. (10 minutes) 3. The teacher gets the students to listen to the audio recording of the phrases and vocabulary to know how they are pronounced in English. (5 minutes) 4. After the students have listened, the teacher has them repeat all the speaker says to practice pronouncing each phrase and vocabulary. (5 minutes) 5. The students are then split to sit in pairs for having skill getting activity that is interview to practice talking about family life. (15 minutes) 6. To make the students able to use the phrases and the vocabulary 	

in real life, the students are asked to listen to a conversation between two people who are talking about their families. (5 minutes).

7. After listening, the teacher explains expressions and vocabulary in the conversation. (5 minutes)
8. The students are then split in several groups of two to practice speaking creatively by using expressions and vocabulary of meeting new people in role play activity. (10 minutes)

IX. Evaluation (20 minutes)

To determine whether the objectives of this course have been accomplished, language game "Search the Handout's Owner" is given to the students by using the following procedures:

1. All the students' completed handouts are collected and distributed at random.
2. Make sure that the students do not recognize the owners of the handouts they are holding
3. The students circulate and try to find the owners of the handouts by addressing questions of the half-dialogue role play e.g. would you mind telling me about your family?
4. They need to match the answers they hear from their interlocutors with the answers in their handouts.
5. If their interlocutors' answers do not match with the answers on the handouts, then the students should continue to walk around asking the other students to search for the owners of the handouts.
6. As the students find the students who are suspected to be the owners of the handouts, they have to ask the students e.g. is this your handout.
7. If the students being asked say e.g. yes, it's mine, they then need to put their names and signatures on the handouts as an evidence that the students have succeeded in finding out the owners of the handouts.

X. Extra class work (10 minutes)

1. The teacher explains grammar rules which have been used in the topic such as adjectives and nouns, etc.
2. The teacher gives the students extra-class work to do at home in the form of exercises about the grammar rules and the vocabulary.

b. Instructional Materials for Speaking Course One

Materials here refers to anything (e.g. linguistic, visual, and auditory) which can be used to facilitate the learning of a language, to inform learners about the language, to provide experience of the language in use, and to help the learners to discover the language for themselves. The instructional materials in this section are developed based on the needs analysis results which have previously been transformed into syllabus and lesson plans. The organizational structures of the instructional materials for this study are planned by units in which each unit represents a topic and consists of three lessons. The lessons are identified as lesson A: Skill Getting, lesson B: Skill Using, and lesson C: Review.

Lesson A: Skill Getting is aimed at preparing and equipping the students with specific elements of knowledge which compose communicative ability for later communication. Therefore, this lesson presents knowledge of linguistic forms that the students need to be able to speak English in a certain topic such as vocabulary and pronunciation drills. After the students equip with the linguistic forms, they have to take a part in pair practice which is aimed at linking between the language forms being learnt (vocabulary and pronunciation) and their potential usage in communication.

In addition, lesson B: Skill Using makes effort to bridge the gap between the students' knowledge of linguistic forms and the ability to talk about a particular topic. There are two sub activities in this lesson i.e. functional communication and social interaction activities. Functional communication activity shows how the vocabulary and expressions being learnt function in real conversations. This lesson gives a particular real life situation with specific language structure, vocabulary, as well as pronunciation that the students may use in a real conversation when talking about a particular topic. Besides, social interaction activity gives the students opportunity to use their knowledge of linguistics forms in a half dialogue role play. This lesson enables the students to be involved in a social interaction of a particular topic by using the previous equipped language forms.

On the other hand, lesson C: Review is aimed at measuring how much the students have learnt in a certain given unit. This lesson

provides three sub activities i.e. language game, grammar presentation, and extra class work. Language game requires the students to show off their language creativity in speaking naturally and enable them to interact spontaneously in a conversation. Grammar presentation is given to help the students understand a particular language form that they have used in the previous communicative activities e.g. in pair practice, functional communication activities. The teacher needs to focus on explaining a particular rule of a language structure and evaluates all the students have learnt by giving extra class work that is grammar exercises to do at home. The sample of the instructional materials can be exemplified as follow:

Unit 2. Family Life


● My Family

This lesson teaches common expressions about family members with whom the students live. Through learning vocabulary, pronunciation, pair practice, role play and language game, the students learn how to talk about their family life and family members (e.g. nuclear and extended) they live with in real life situations.

LESSON A : SKILL GETTING

1. Vocabulary Snapshot

Learn the following vocabulary commonly used when talking about family then listen to the audio recording of the vocabulary to learn how to pronounce the vocabulary correctly.



Nuclear family

Father
Mother
Brother
Baby brother
Younger brother
Older brother
The oldest brother
Sister
Baby sister
Younger sister
Older sister

Extended family

Uncles
Aunts
Great grand father
Great grand mother
Grand father
Grand mother
Cousin
Nephew
Niece
Grandson
Granddaughter

Stepfamily

Step father
Step mother
Step son
Step daughter
Step brother
Step sister
Ex-husband
Ex-wife

2. Pair Practice: Interview

Learn the following vocabulary associated with personality and physical appearance to describe your family members.

Personalities:

Adventurous, ambitious, charming, outgoing, sensitive, hardworking, honest, intelligent, kind, , generous, affectionate, outspoken, manipulative, competitive, confident, stubborn, shy, bossy, selfish, talkative, sociable, sneaky, independent.

Physical:

Young, middle-aged, old, beautiful, handsome, tall, short, thin, slim, chubby, athletic, gigantic, bald head, with mustache, with beard, short hair, curly hair, wavy hair, straight long hair, flat nose, pointed nose, slanted eyes, big eyes.

- a. Sit in pairs with your friend and fill in the following chart with information about characteristics of your family-members whom you live with.

Family you live with	Age	Personality	Physical appearance
Grand father			
Grand mother			
Father			
Mother			
Brother			
Sister			
Uncle			
Aunt			
Cousin			
Nephew			
Niece			
Step father			

- b. Use the information available in the chart to answer your friends' questions in interview.
- c. Use the following questions to ask about your friend's members of family whom he/she lives with, for example:



A: ***Do you live with your father?***

B: Yes, I do, I live with my father

A: ***Tell me about your father.***

How old is he?

B: Well, he is about 39 years old

A: ***Please tell me***

What kind of person is he?

B: Well, he is very friendly, smart and funny.

A: ***Another thing***

What does he look like?

B: He is young, short and handsome.

He has straight black hair, pointed nose and slanted eyes.

A: ***What about your mother***


Do you live with your mother?

B: No. I don't, I don't live with my mother

LESSON B : SKILL USING

1. Functional Activity: Conversation

Here you will learn a typical English conversation when two students meet each other in campus for the first time and talk about family members. This first conversation takes place in the classroom. Listen to the conversation audio recording to learn the pronunciation.



- A: Hi. My name's Joe. Nice to meet you!
- B: Hi, nice to meet you, too. My name is Elizabeth.
- A: Excuse me?
- B: Elizabeth, but all my friends and family call me Eliza.
- A: Okay, Eliza. So, would you mind telling me about your family?
- B: Well no problem, I have one sister but no brother.
- A: Oh. That is a small family. So are you the oldest, Eliza?
- B: Yes. I'm the oldest daughter in my family.
- A: Eliza, we are talking about your family. Can describe the people in your family? Like, what's your mother like, and your father like and your sister?
- B: OK, well, let me start with my mother. My mother is a very interesting. She's a very kind woman and very generous woman. She's also a very independent housewife which makes me admire about her very much.
- A: What about your father? How would you describe your dad?

- B: My dad is probably the nicest man you'll ever meet. He is an outgoing man. Besides, he is also hardworking, honest, intelligent, and affectionate. He's really a good guy and I love him very much.
- A: OK, now you have a younger sister. How would you describe her physical appearance?
- B: My sister is actually quite similar to my mother in terms of physical appearance which means that she has a beautiful face. She is also tall and slim with straight long hair, pointed nose, and slanted eyes.
- A: Now you said that your sister is very similar to your mother, so you are very similar to your father?
- B: Coincidentally, yes, actually. My father and I have a lot in common in terms of our physical appearance, which means that we both have wavy hair, flat nose, and big brown eyes.
- A: Right. Well, it sounds like you have a nice balance.
- B: Mm indeed, we do.
- A: Well, it has been really nice talking with you, Eliza.
- B: I have enjoyed it too.
- A: See you again. Bye
- B: Hope so, Bye

2. Social interaction activity: Role-Play (Half dialogue)

Situation: Today is your first day at school. You happen to meet a new student in the classroom who is taking the same subject as you. You both meet for the first time and start a conversation about your family. A is You and B is The new student

- A: Hi. My name's..... Nice to meet you!
B:
A: Excuse me?
B:
A: Okay,..... would you mind telling me about your family?
B:
A: Oh. That is a small family. So are you the oldest.....?
B:
A:, we are talking about your family. Can describe the people in your family? Like, what's your mother like, and your father like and your sister?
B: OK, well, let me start with my mother.
.....
.....
A: What about your father? How would you describe your dad?
B: My dad is probably the nicest man you'll ever meet.
.....
.....
A: OK, now you have a younger sister. How would you describe her physical appearance?
B: My sister is actually quite similar to my mother in terms of physical appearance which means that
.....
A: Now you said that your sister is very similar to your mother, so you are very similar to your father?
B: Coincidentally, yes, actually. My father and I have similarity in common in terms of our physical appearance, which means
.....
A: Right. Well, it sounds like you have a nice balance.
B:
A: Well, it has been really nice talking with you,
B:
A: See you again. Bye
B:

LESSON C : REVIEW

1. Language Game: Search the Handout's Owner (SHO)

This language game is aimed at evaluating how much you have learnt from this lesson after having all the previous instructions. This will give you opportunity to demonstrate your speaking skill to talk about your family creatively.

Procedures:

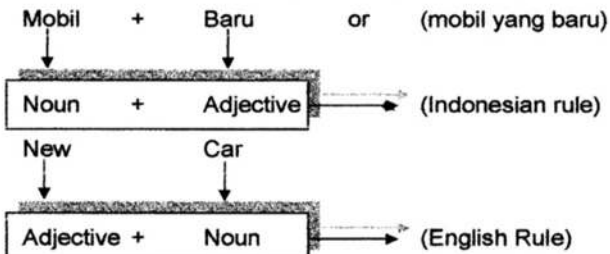
- a. Complete the handout given in the previous half dialogue role play.
- b. Submit the handout to the teacher in order to be distributed at random to all students in the classroom.
- c. Pick up one handout and make sure that you do not recognize the owner of the handout you hold.
- d. Circulate and try to find the owner of the handout by addressing questions in the half-dialogue role play e.g. would you mind telling me about your family?
- e. You need to match the answers you hear from your interlocutor with the answers in the handout that you are holding.
- f. If the answers you find do not match with the answers on the handouts, then the students should continue to circulate while asking the other students using the questions in the handout to find out the owner of the handout.
- g. As you are asking a student whose answers are the same as the answers in the hand out you hold, you have to ask the student while showing him/her the handout to make sure that it really belongs to him/her e.g. "is this your handout?"
- h. If the student being asked says e.g. "yes, it's mine", you can then have him/her write his name and put his signature on the handout as an evidence that you have succeeded in finding out the owner of the handout you are holding.

2. Grammar presentation

In talking about this topic, some grammar rules are employed such as pronouns, compound adjectives, articles, verb to be and action verb in simple present tense. However, the grammar presentation in this section is emphasized on discussing compounding adjectives and nouns as well as articles as follow:

a. Compounding adjectives and nouns

Using a noun in a sentence is sometimes compounded with an adjective because adjectives describe or modify nouns. Indonesian who learns English needs to know this rule since English and Indonesian have different rule for this section particularly in term of position.



Let's take a look at the example as follows



b. Articles

Articles can be divided into two parts i.e. the indefinite article that is **a** or **an** and the definite article that is **the**.

The indefinite article (a or an)

A or **An** in Indonesian generally means;

suatu, seorang, sebuah, seorang, sebuah, seekor, sebidang, selembat, sebatang, sebutir .

The form *a* is used before a word beginning with a consonant or vowel sounded like a consonant. See the following examples;

- 1) Seorang guru mengajar saya
A Teacher (teach) me (T is a consonant)
- 2) Mereka menangkap seekor kelinci
They (Catch) a Rabbit (R is a consonant)
- 3) Dia (lk) belajar di sebuah universitas
He (Study) in a University (U sounds like a consonant)

The other use of indefinite article:

- a) Certain numerical expression e.g. a couple, a dozen, half a dozen, a hundred.
- b) In expression of price, speed, ration e.g. two thousand a kilo, twice a week.
- c) In a few (a small number) and a little (a small amount)
- d) In exclamation before singular e.g. What a big dog
(no article in what big dogs)

The definite article (a or an)

The *in* Indonesian is commonly used to say:

itu or tersebut

It is the same for singular and plural. Look at the following examples;

1.

Wanita itu	memasak	seekor ayam
↓		↓
The woman	(Cooks)	a chicken
2.

Mereka	membeli	mobil tersebut
		↓
They	(buy)	the car

The other use of definite article:

- a) Before nouns or which there is only one; the earth, the sky
- b) Before superlatives and ordinal number; the highest tower; the first
- c) Before names of seas, rivers, chains of mountain, groups of island; the Atlantic Ocean; the Thames; the USA.
- d) Before musical instruments; the guitar.

3. Extra Class Work

Do the following grammar exercises at home to make sure that you have learnt something from the grammar presentation given in this topic.

a. Inserting words (adjectives)

Write sentences with adjectives in the brackets in the right place.

1. Stella has got hair (long)
.....
2. I really love Archie, he is a cat (clever)
.....
3. That man has eyes, I am really scared (red)
.....
4. Are you watching the movie? (boring)
.....
5. I am going to buy a house in the near future (new)
.....
6. My mother really likes the coat in the shop window (expensive)
.....
7. Angela is a woman, she has much saving in the bank (rich)
.....
8. Do you see that professor over there? I talked to him last night (old)
.....

9. Don't move!, the dog is going to attack you (fierce)

.....

10. Let's go back home, I can't afford to buy this camera (sophisticated)

.....

b. Combined practice (articles a, an, and the)

Fill in the blank spaces with a, an, and the .

1. There is girl at the door. She is American student.

2. I wantapple,orange, andbanana please.

3. Look at moon, it's very bright tonight.

4. There is picture on wall, do you like it?

5. I really love this house,bedrooms are big.

6. Get mebook on your desk please?

7. Let's go out to play, look,sun is shining.

8. It's very hot here, can you please openwindow?

9.pencil on the table is mine, can you please give it to me?.

10. In her house,kitchen is very small, I don't like it.

c. Instructional Materials Review by the Experts

Before implementing the developed teaching materials in the classrooms, it is essential that the teaching materials be reviewed by the experts. The review is carried out to make sure that the teaching materials have been well developed and ready to use according to the experts' judgments. As an illustration of the review process in this part, there are two important steps to do i.e. identifying the expert ELT teachers, providing instruments to review and to validate the prototype of developed teaching materials.

- Identifying the Expert ELT Teachers

In identifying expert ELT teachers, it is first of all very important to know the attributes of expert ELT teachers. According to Richards and Farrell (2005: 7) expert ELT teachers tend to share the following characteristics which have set them different from inexperienced teachers:

- A rich and elaborate knowledge base
- Ability to integrate and use different kinds of knowledge
- Ability to make intuitive judgments based on past experience
- Desire to investigate and solve a wide range of teaching problems
- Deeper understanding of students' needs and student learning
- Awareness of instructional objectives to support teaching
- Better understanding and use of language learning strategies
- Greater awareness of the learning context
- Greater fluidity and automaticity in teaching
- Greater efficiency and effectiveness in lesson planning

Taking into account the characteristics of expert teachers just as mentioned above, expert ELT teachers might then be defined as those who have taught English for many years, have rich knowledge of language teaching, are able to know students's needs and adapt the needs with instructional objectives as well as teaching materials, know how to manage their lessons and classrooms effectively to enhance students' learning outcomes.

In order to review the prototype of teaching materials, two lecturers are selected by taking into account the fulfillment of the characteristics of expert ELT teachers as mentioned earlier. They are a

senior English lecturer of English Education Department at UIN Alauddin Makassar who has been teaching English over 15 years and has got her Master degree in TESOL from Victoria University, Melbourne, Australia, and an English Lecturer who has been teaching for over 10 years and graduated from doctorate program specializing in English education.

- **Reviewing and Validating the Prototype of the Teaching Materials**

After selecting the expert ELT teachers, we come to the review process of the teaching materials. It was carried out by giving an instrument employed to review the components of the teaching materials i.e. contents, language focus, activities, as well as supplementary materials of the teaching materials. The instrument is in the form of checklist containing questions and spaces for comments. The checklist needs to be completed by selecting one of five option categories namely; 4=very good, 3=good, 2=sufficient, 1=bad, and 0=very bad.

In this part, the expert ELT teachers' entire responses to the questions in the given checklist are analyzed by using a scale which consist of scores range from 0 (zero) to 4 (four). For the purpose of quantifying the indicators by using the scale, a set of criteria is used which is adapted from the ones formulated by Sudiyono (2003). The criteria provides some information about score range, qualitative descriptions, as well as follow up decision as illustrated in the following table:

Table 3.4. Guideline for reviewing the teaching materials

Score	Scores range	Qualitative description	Follow up
4	1.1 – 4.0	Very good	No revision needed
3	1.1 – 3.0	Good	No revision needed
2	1.1 – 2.0	Sufficient	Possible revision needed
1	0.1 – 1.0	Bad	Revision needed
0	0	Very bad	Replacement needed

The quality of the developed teaching materials is determined by taking into account the total score average of the checklist based on the responses given by the two experts. The total average score is then interpreted by using the qualitative description as stated in the table above. The result of the qualitative description has resulted into a follow up before implementing the teaching materials whether or not the teaching materials need revision.

The review was carried out once in which both experts reviewed and validated the entire selected teaching materials in different times and places. The responses of the two experts' review toward the teaching materials, their descriptions, as well as the follow up categories are analyzed in the following table.

Table 19 The results of the teaching materials review

Content	Average score	Description	Follow up
1. Content			
1.1 The materials cover a variety of topics and situations appropriate to the learners' level and needs.	4.0	Very good	No revision needed
1.2 They are arranged in a logical sequence on the basis of topic or theme.	4.0	Very good	No revision needed
1.3 The themes and topics are relevant to syllabus aims.	4.0	Very good	No revision needed
1.4 The materials give students to practice more speaking.	4.0	Very good	No revision needed
1.5 The materials use authentic text or dialogue.	4.0	Very good	No revision needed
2. Vocabulary and structure			
2.1 The language functions, language focus, vocabulary and grammar items are appropriate to the students level and needs.	4.0	Very good	No revision needed
2.2 There is an attempt to bring in vocabulary and grammar relevant to the students' needs.	4.0	Very good	No revision needed
2.3 There is vocabulary in each unit.	4.0	Very good	No revision needed
2.4 There is a grammar lesson in each unit.	4.0	Very good	No revision needed
2.5 There is pronunciation drill in each unit.	4.0	Very good	No revision needed
3. Activities/Exercises/Tasks			
3.1 The activities, exercises, and tasks are interesting.	3.5	Very good	No revision needed
3.2 The activities, exercises, and task are aimed at developing fluency and accuracy.	3.5	Very good	No revision needed
3.3 They provide for a real-world use of language in daily lives	4.0	Very good	No revision needed
3.4 The situations in each conversation are appropriate to the learners' level and need.	4.0	Very good	No revision needed
3.5 The activities, exercises, and tasks provide for varying learning arrangements like pair practice, role play, games, and working individually.	4.0	Very good	No revision needed

3.6 The activities, exercises, and tasks focus on vocabulary mastery, pronunciation practice, and grammar understanding.	4.0	Very good	No revision needed
3.7 Do the activities, exercises, and tasks allow for a creative use of language	4.0	Very good	No revision needed
3.8 The activities, exercises, and tasks allow for an integration of language skills.	3.5	Very good	No revision needed
3.9 The activities, exercises, and tasks allow for the teachers' initiative to modify the activities.	3.5	Very good	No revision needed
3.10 The instructions for the activities, exercises, and tasks are simple and clear.	4.0	Very good	No revision needed
4. Supplementary materials			
4.1 There are tapes for pronunciation practice or listening comprehension available.	4.0	Very good	No revision needed
4.2 There are some handouts available.	4.0	Very good	No revision needed
4.3 There are some other supplementary materials like sources of authentic materials available.	4.0	Very good	No revision needed
5. Illustrations			
5.1 The materials have illustration.	4.0	Very good	No revision needed
5.2 The materials illustration are attractive and motivating.	3.5	Very good	No revision needed
Total average score	3.92	Very good	No revision needed

Source: Kaharuddin (2014:197-198)

Comments:

The data from the table above indicate that based on the two experts' perspectives, the samples of teaching materials for speaking course one seem to be relevant to the students' needs and level in terms of lessons sequences, topics selection, vocabulary and language focus (grammar), language functions, and language activities. The analysis of the two experts' responses resulted in the total average score 3.92 which means 'very good' and the follow up is 'no revision needed'.

Supporting information:

Furthermore, the two experts also gave their comments associated with the teaching materials. The first expert gave the following comments:

- a. The lessons in each topic are sequenced in a good ordered because they are generally organized from general to specific, from easy to difficult, as well as from simple to complex.
- b. The materials in each lesson will be very helpful to develop the students' speaking skill such as the vocabulary snapshot and the pronunciation drills.
- c. The communicative activities will be very interesting to the students because they are equipped with pictures, cards, handouts, games.

On the other hand the second expert commented the teaching materials like:

- a. The lessons really cover the students' needs in speaking such as vocabulary, pronunciation, and grammar.
- b. The activities are very attractive for example pair practice, role play, and language games.
- c. The materials will be rather difficult to be implemented by the other English teachers in the classrooms without a special training for teaching the materials.

Conclusions:

The facts as presented above illustrate that the teaching materials' drafts are then ready to be used for teaching speaking skill in the class of speaking course one which is specifically taught at the English education study program.

C. The Review Phase

It has already been stated in the previous chapter of this book that Review Phase deals with the process of describing the outcomes of trying out the developed course content (e.g. syllabus and teaching

materials). Therefore, this phase should be carried out in two steps i.e. Implementing the instructional materials in the classroom and Evaluating the outcomes of learning. The following discussions provide detailed clarifications of both steps.

1. Implementing the Instructional Materials in the Classroom

In this implementation step, three topics are randomly selected among the eleven topics of the developed teaching materials namely: 'My family, Cooking and food, as well as Future plans' (The sample of the lessons is available in the section of the development phase). The three topics are selected to be tried out in the classroom in order to use them as examples of the implementation procedures in the review phase. It is important to know that each topic is implemented in two general sections with special time allotment and procedures for each.

Section One

Procedures/activities: (60 minutes)

1. The teacher introduces the topic which is going to be the focus that is 'The family' and explains the importance of recognizing information on family members (5 minutes)
2. The teacher explains phrases and vocabulary required to talk about family such as nuclear family and extended family members, etc. (10 minutes)
3. The teacher gets the students to listen to the audio recording of the phrases and vocabulary to know how they are pronounced in English. (5 minutes)
4. After having the students listen, the teacher has them repeat all the speaker says to practice pronouncing each phrase and vocabulary. (5 minutes)
5. The students are then split to sit in pairs for having skill getting activity that is interview to practice talking about family life. (15 minutes)
6. To make the students able to use the phrases and the vocabulary in real life, the students are asked to listen to a conversation between two people who are talking about their families. (5 minutes).

7. After listening, the teacher explains expressions and vocabulary in the conversation. (5 minutes)
8. The students are then split in several groups of two to practice speaking creatively by using expressions and vocabulary of meeting new people in role play activity. (10 minutes)

Section Two

Evaluation (20 minutes)

To determine whether the objectives of this course have been accomplished, language game is given to the students such as 'Find someone who owns the handout', 'Board Game', etc. The game 'Find someone who owns the handout' is normally carried out using the following procedures:

1. All the students' completed handouts are collected and distributed at random.
2. Make sure that the students do not recognize the owners of the handouts they are holding
3. The students circulate and try to find the owners of the handouts by addressing questions of the half-dialogue role play e.g. would you mind telling me about your family?
4. They need to match the answers they hear from their interlocutors with the answers in their handouts.
5. If their interlocutors' answers do not match with the answers on the handouts, then the students should continue to walk around asking the other students to search for the owners of the handouts.
6. As the students find the students who are suspected to be the owners of the handouts, they have to ask the students e.g. is this your handout.
7. If the students being asked say e.g. yes, it's mine, they then need to put their names and signatures on the handouts as an evidence that the students have succeeded in finding out the owners of the handouts.

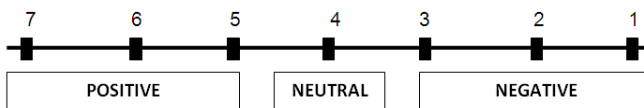
The implementation of the course contents took place for three days successively by involving fifteen students from the first semester at the English education study program. The implementation is also aimed at examining the effect of the instructional materials on increasing the targeted students' communicative competence after going through the try out procedures. Therefore, evaluation is administered immediately after the implementation step is done.

2. Evaluating the Outcomes of Learning

In this evaluation phase, summative evaluation is used for evaluating the effect of teaching the course contents to the targeted groups as the results of implementing the syllabus design and the instructional materials. Summative evaluation refers to checking of what has been learned at a specific point in time i.e. at the end of a unit, or course. It is based on cumulative learning experiences, tests for achievement, and mastery of specific performance objectives. The evaluation procedures are adapted from Kirkpatrick's (1996) four level models of summative evaluation which can be described as follow:

Level 1: Reactions

The first level of evaluation was conducted by assessing fifteen students' reactions or attitudes after learning with the teaching materials. The instruments used in this level were questionnaires with likert scale and open questions. The students were required to fill in the given questionnaires by selecting one of seven optional categories i.e. 1 = strongly disagree; 2 = disagree; 3 = slightly disagree; 4 = neutral; 5 = slightly agree; 6 = agree; and 7 = strongly agree. These categories were used to determine the students' perceptions toward the implementation of the teaching materials which were specified into positive, neutral, and negative attitudes as illustrated below:



After that the students are required to provide their answers on five questions which have something to do with their options in the questionnaires. The given questionnaires contain a variety of questions to find out the students' reactions toward their learning experiences and to evaluate the content, the language focus, the activities, the supplementary materials, as well as the illustration of the selected teaching materials after being implemented in the classroom. The results of the questionnaire analysis can be clarified in the following tables:

Table 20 The students' attitudes towards the teaching materials' contents

No	Statements	Frequency (Scale)						
		7	6	5	4	3	2	1
1	The materials cover a variety of topics and situations appropriate to your level and needs.	2 13,33%	9 60,00%	3 20%			1 6,66%	
2	The themes and topics are relevant to you	4 26,66%	8 53,33%	1 6,66%	1 6,66%		1 6,66%	
3	The materials give you an opportunity to practice more speaking.	10 66,66%	5 33,33%					
4	The materials use authentic text or dialogue	5 33,33%	6 40%	2 13,33%			2 13,33%	

Source: Kaharuddin (2014:202)

Comments:

Falling back on the data presented in table 20, it is found that fourteen out of fifteen students (93.33%) agree that the teaching materials cover a variety of topics and situations that are appropriate to their level and needs in which 'agree' level is the most preferred option about 60% (9 out of 15 students). In

addition, thirteen out of fifteen students (86.66%) considered that the themes and topics are relevant to them. Besides, all students (100%) felt that the materials give them more opportunity to practice speaking in which ten out of fifteen students (66.66%) selected 'strongly agree' level and the rest is in 'agree' options.

Supporting information:

With regard to the positive attitude, some respondents also provided their opinions about the content of the teaching materials as follow:

R. 009)

Menurut saya, topiknya sangat menarik dan sesuai dengan tingkatan dan kebutuhan belajar saya. Dan lagi materinya mendorong kami untuk belajar lebih keras.

(I think the topics are very interesting and appropriate to our level and needs. In addition, the materials give us motivation to study harder).

R. 014)

Menurut saya, topic dan materinya sangat menarik dan sangat membantu saya dalam meningkatkan kemampuan saya berbicara dalam bahasa Inggris.

(In my opinion, the topics and the materials are very interesting and helpful to improve my speaking skills in English).

Conclusions:

Therefore, we can then say that the students' attitude toward the teaching materials' contents is positive. This statement is drawn up based on the results of the data analysis as described above.

The next discussion deals with the analysis of the students' attitudes towards the language items (i.e. vocabulary, pronunciation, and grammar) of the teaching materials which can be seen in the following table:

Table 21 The students' attitudes towards the language items given in the teaching materials

No	Statements	Frequency (Scale)						
		7	6	5	4	3	2	1
1	The language functions, language focus, vocabulary, and grammar items are appropriate to your level	8 53,33%	4 26,66%	3 20%				
2	There's an attempt to bring in vocabulary and grammar relevant to your needs.	5 33,33%	9 60,00%	2 13,33%				
3	The vocabulary lesson is easy to be understood	8 53,33%	6 40%	1 6,66%				
4	The grammar lesson is easy to be understood	5 33,33%	7 46,66%	3 20%				
5	The pronunciation drill is easy to be understood	9 60,00%	4 26,66%	2 13,33%				

Source: Kaharuddin (2014:204)

Comments:

As shown at table 21, all students (100%) involved in the try out using the designed teaching materials have positive attitude towards the language items (i.e. vocabulary, pronunciation, and grammar) given in the teaching materials. Eight out of fifteen students (53,33%) chose 'strongly agree' option to describe that the language functions, language focus, vocabulary, and grammar items are appropriate to their level. In addition, they commonly felt (e.g. 9 out of 15 students or about 60% agree) that there's an attempt to bring in vocabulary, pronunciation and grammar relevant to their needs.

Supporting information:

In terms of language items, all respondents described that vocabulary, pronunciation, and grammar items in the teaching materials are easy to be understood. In vocabulary lesson for instance, eight out of fifteen students (53,33%) strongly agreed to state that the vocabulary lesson is easy to be understood while 6 students (40%) agreed and 1 student (6,66%) slightly agreed. Besides, pronunciation lesson is also felt easy to be understood by the respondents in this try out. Nine out of fifteen (60%) students felt strongly agree to state that the pronunciation lesson is easy to be understood. One of the respondents gave her opinion about the language items available in the teaching materials as follows:

R. 010)

Mempelajari pengucapan adalah hal yang sangat penting dalam belajar speaking karena kalau kita bisa mengucapkan kosa kata dengan baik, hal itu akan memudahkan orang lain mengerti bahasa Inggris kita.

(Learning pronunciation is a very important thing in learning speaking because being able to pronoun vocabulary appropriately will enable other people understand our English easily)

Except for that, it is also essential to find out the students' attitude towards the activities and the tasks available in the teaching materials prototype such as the pair practice, the role play, and the games given. The students' reactions to the activities of the given teaching materials can be described in the table below:

Table 22 The students' attitudes towards the activities and tasks

No	Statements	Frequency (Scale)						
		7	6	5	4	3	2	1
1	The activities and tasks are interesting to you.	7 46,66%	8 53,33%					
2	The activities and task are aimed at developing your fluency and accuracy.	7 46,66%	8 53,33%					
3	They provide a real-world use of language in daily lives.	7 46,66%	7 46,66%	1 6,66%				
4	The situations in each conversation are appropriate to your level and need	10 66,66%	5 33,33%					
5	The activities and tasks provide for varying learning arrangements like pair practice, role play, and games.	5 33,33%	8 53,33%	2 13,33%				
6	The activities and tasks focus on vocabulary mastery, pronunciation practice, and grammar understanding	9 60%	5 33,33%	1 6,66%				
7	The activities and tasks allow for a creative use of language	8 53,33%	6 40%	2 13,33%				
8	The instructions for the activities and tasks are simple and clear	2 13,33%	12 80%	1 6,66%				

Source: Kaharuddin (2014:206)

Comments:

As presented in the table above, it is obviously seen that the attitude of the entire students (100%) towards the activities and the tasks given in the teaching materials of this study was positive. They were of the opinion that the activities and tasks are interesting to them in which eight out of fifteen students (53,33%) agree and seven out of fifteen students (46.66%) strongly agree with the statement. Besides, they also felt that the activities and task given in the try out suitable for their level and needs (10 out of 15 students or about 66,66%).

Supporting information:

The learning activities like pair practice, role play, and games were considered very interesting to the students as stated by one of the respondents.

R. 006)

Saya rasa, kegiatan-kegiatan belajar seperti berbicara berpasangan, bermain peran dan permainan bahasa yang diberikan di dalam materi ini sangat menarik dan sangat membantu dalam meningkatkan penguasaan kosa kata, pengucapan dan tata bahasa karena kita mempelajarinya dengan cara yang sangat menyenangkan.

(In my opinion, the activities such as pair practice, role play and games given in the teaching materials are very interesting and very helpful to the progress of our vocabulary mastery, pronunciation and grammar understanding because we learn the items in fun ways).

Conclusions:

Learning with interesting and appropriate teaching materials to the students' level and needs have resulted in developing their English fluency and accuracy in which eight out of fifteen students (53,33%) agree and seven out of fifteen students (46.66%) strongly agree with the statement. In addition, the students describe that the instructions for the activities and tasks are

simple and clear (12 out of 15 students or about 80%) as indicated in the above table.

Aside from things described previously, it is also important to see the students' attitude towards the supplementary materials provided in the prototypes of the teaching materials e.g. the native English speakers audio recording, the handouts, and the pictures. The data analysis used to describe the thing can be found out in the following table:

Table 23 The students' attitudes towards the supplementary materials

No	Statements	Frequency (Scale)						
		7	6	5	4	3	2	1
1	There are tapes for pronunciation practice or listening comprehension available.	5 33,33%	9 60%	1 6,66%				
2	There are some handouts available.	5 33,33%	9 60%	1 6,66%				
3	There are some other supplementary materials like sources of authentic materials available.	6 40%	8 53,33%	1 6,66%				

Source: Kaharuddin (2014:208)

Comments:

Referring to the data presented above, we see that the entire respondents in this section (100%) think that the teaching materials implemented in the classroom provided tapes for pronunciation practices and listening comprehension (9 out of 15 students or 60% agree and 5 out of 15 or 33,33% strongly agree), handouts (9 out of 15 students or 60% agree, and 5 out of 15 or 33,33% strongly agree), as well as source of authentic materials

e.g. real-life pictures (8 out of 15 students or 53,33% agree and 6 out of 15 student or 40% strongly agree).

Supporting information:

As for the students the supplementary materials given in the teaching materials are very helpful to improve their speaking skill. One of the students comments:

R. 009)

Saya rasa semua materinya menarik dan sangat membantu saya dalam meningkatkan kemampuan saya berbicara. Materi yang diberikan saling berkaitan dan sesuai apa yang saya butuhkan. Misalnya ketika kita belajar satu topik, kita mempelajari kosa katanya dulu dimana kita belajar pengucapan dari rekaman suara native speaker, kemudian kita diberikan kegiatan berbicara untuk mempraktekkan kosa kata yang kita sudah pelajari dalam percakapan.

(I think, the entire materials are interesting and really helpful to improve my speaking skills. The materials are interconnected to one another and suitable for my learning needs. For example, as we are learning a certain topic, we firstly learn the vocabulary in which the vocabulary is learnt through pronunciation practice from the recording of native English speakers' voice, then we are given handouts to practice the vocabulary in conversation)

Conclusions:

The analysis of the data related to the students' reactions to the teaching materials as presented above has been the basis to draw a conclusion that the students have positive reactions to the contents, the language items, the activities and the supplementary materials of the prototypes of the teaching materials in the classroom. This positive attitude is conveyed due to the speaking skill improvement felt by the students after learning with the teaching materials. The students' opinions about their improvement in speaking after learning with the teaching materials can be illustrated as follow:

R. 005)

Setelah saya belajar dengan materi yang diberikan, saya merasa bahwa kemampuan berbicara saya mengalami peningkatan karena penguasaan kosa kata saya meningkat, semua materinya juga sangat menarik dan memotivasi saya untuk memperlancar kemampuan saya dalam berbahasa Inggris.

(After learning with the teaching materials, I think that my speaking skill gets improvement due to the progress of my vocabulary mastery. The entire activities are also very interesting and able to motivate me to practice my speaking skills in English).

R. 015)

Menurut saya, kemampuan berbicara saya meningkat dibandingkan dengan sebelumnya setelah saya belajar dengan materi yang diberikan meskipun belajarnya hanya 3 hari. Dan materi yang paling membantu saya adalah percakapan dalam role play dan game.

(In my mind, my speaking skills get improvement (in comparison to my previous skills) after learning with the teaching materials for three sessions. And the most helpful activities are conversations with role play and games).

Conclusively, the students' positive attitude to the teaching materials is much affected by the advantages that the students achieve after being taught with the instructions of the designed speaking course one syllabus. The advantages are mostly felt in the progress of the students' vocabulary mastery and the students' speaking fluency. The positive achievements in the students' speaking skills take place since the materials are felt motivating, interesting and suitable for the students' level and needs.

Level 2: Learning

After identifying the students' attitude toward the implementation of the teaching materials in the classroom, the second evaluation type is to measure what the students have learnt from the presented materials by comparing their performance before and after receiving the instructions. Giving test is considered to be very effective to demonstrate that learning has occurred as a result of the instruction

(Dick, 2000: 149). Therefore, it is very important to clarify the process of giving the test in this section.

Harris (2002:81) is of the opinion that speaking is a complex skill to be tested since it requires the simultaneous use of a number of different abilities such as pronunciation, grammar, vocabulary, fluency, as well as comprehension. Hence, as we talk about testing speaking, it must deal with testing the five speech components (i.e. pronunciation, grammar, vocabulary, fluency, as well as comprehension) altogether. The type of oral production test used in this study falls into 'the oral interview'. This type of test is recognized as a valid and reliable test to measure how well a person speaks a language. Heaton (1991:97) even claims that the oral interview appears to offer a realistic means of assessing the total oral skills (i.e. pronunciation, grammar, vocabulary, fluency, and comprehension) in a 'natural' speech situation.

The oral interview here can be illustrated as a live conversation between an interviewer (e.g. a teacher or a native English speaker as an external rater) and the students. Through a series of carefully structured questions (started from asking Yes/No questions followed by certain Wh-questions) over a certain topic, a sample of speech is elicited and rated against the proficiency levels. To elicit the students' speech productions, the interviewers address eleven types of questions on the selected topics earlier among other things: My Family, Cooking and Food, as well as Future Plans. The questions are exemplified as follows:

- *Do you live with your family?*
- *Would you mind telling me about your family?*
- *Can you describe the people in your family? Like, what's your mother like, and your father, and your brother and sister?*
- *How would you describe your father and your mother physical appearance?*
- *Do you have favorite food?*
- *What type of food do you eat most often?*
- *How does it taste?*
- *Do you cook the food yourself? Why?*
- *Do you have hopes and dreams for the future?*
- *What do you hope to achieve in the future? Tell me at least two things.*
- *Why do you want to achieve those things?*

The eleven questions above serve as a test instrument for both pre and post tests which are developed based on the following reasons:

1. The questions focus on the primary course objectives.
2. The questions are basically the concepts or the knowledge that are sufficiently covered in the three units.

The students' speech samples are then scored by utilizing a set of rating scale criteria which is proposed by Heaton (1991:100) as illustrated in the following table:

Table 24 Interviewer's Rating Scale for Speaking Skills Test

	Accuracy	Fluency	Comprehensibility
6	Pronunciation is only very slightly influenced by the mother tongue. Two or three minor grammatical and lexical errors.	6 Speaks without too great an effort with a fairly wide range of expression. Searches for words occasionally but only one or two unnatural pauses.	6 Easy for the listener to understand the speaker's intention and general meaning. Very few interruptions or clarifications required.
5	Pronunciation is slightly influenced by the mother tongue. A few minor grammatical and lexical errors but most utterances are correct.	5 Has to make an effort at times to search for words. Nevertheless, smooth delivery on the whole and only a few unnatural pauses.	5 The speaker's intention and general meaning are fairly clear. A few interruptions by the listener for clarifications are necessary.
4	Pronunciation is still moderately influenced by the mother tongue but no serious phonological errors. A few grammatical and lexical errors but only one or two major errors causing confusion.	4 Although he has to make an effort and search for words, there are not too many unnatural pauses. Fairly smooth delivery mostly. Occasionally fragmentary but succeeds in conveying the general meaning. Fair range of expression.	4 Most of what the speaker says is easy to follow. His intention is always clear but several interruptions are necessary to help him to convey the meaning or to seek clarification.
3	Pronunciation is influenced by the mother tongue but only a few serious phonological errors. Several grammatical and lexical errors, some of which cause confusion.	3 Has to make an effort for much of the time. Often has to search for the desired meaning. Rather halting delivery and fragmentary. Range of expression often limited.	3 The listener can understand a lot of what is said. But he must constantly seek clarification. Cannot understand many of the speaker's more complex or longer sentences.
2	Pronunciation seriously influenced by the mother tongue with errors causing a breakdown in communication. Many basic and grammatical errors.	2 Long pauses while he searches for the desired meaning. Frequently fragmentary and halting delivery. Almost give up making the effort all times. Limited range of expression.	2 Only small bits (usually short sentences and phrases) can be understood, and then with considerable effort by someone who is used to listening to the speaker.
1	Serious pronunciation errors as well as many basic grammatical and lexical errors. No evidence of having mastered any of the language skills and areas practice in the course.	1 Full of long unnatural pauses. Very halting and fragmentary delivery. At times gives up making the effort. Very limited range of expression.	1 Hardly anything of what is said can be understood. Even when the listener makes a great effort or interrupts, the speaker is unable to clarify anything he seems to have said.

The scores results gathered from the interviewers should finally be analyzed by using a scale system from a score range one (1) to eighteen (18). For the purpose of providing qualitative description of the score range, a set of criteria is then adapted from the one set up by Heaton (1991:145). In the criteria, the scores together with their score range as well as qualitative description are provided as shown in the following table:

Table 25 A guideline for evaluating the students' speaking skills

Scores	Score Ranges	Qualitative Descriptions
6	16.00 – 18.00	Excellent
5	13.00 – 15.99	Very Good
4	10.00 – 12.99	Good
3	7.00 – 9.99	Fair
2	4.00 – 6.99	Poor
1	1.00 – 3.99	Very Poor

Source: Kaharuddin (2014:99)

In this level of evaluation, the oral interview was carried out twice. This is done to see how effective the treatment able to increase the students' communicative competence. Therefore, the effectiveness of the course content try out can be measured by comparing the students' gain score in the test given at the beginning of the class (pre-test) with their score in the test given at the end (post-test). The differences noted between the first (pre-test) and the last measurements (post-test) on the dependant variable are then attributed to the influence of independent variable (Babbie, 1986:182).

The pre-test and the post-test here are administered by using the following procedures:

1. The interviewers prepare a series questions on three topics i.e. my family, cooking and food, as well as future plans.

2. The students are then interviewed in pairs or even threes to put them more at ease and relaxed atmosphere through the presence of a friend or a classmate.
3. The interviewer then lead in to the interview by first of all asking a Yes/No questions, followed at some stage or other by certain Wh-questions.
4. The students are required to reply the question in a natural speech situation.
5. The students' speech is then scored in the rating scale sheet.

In addition, the data of the tests have to go through normality test to ensure whether or not the data are normally distributed. The effects of the instructions are then measured by using dependent sample t-test. This is done to find out if the t-test scores of experimental group are significantly higher than the t-table scores. To facilitate the score analysis, SPSS software version 21.0 can be used.

- **The Results of Pre-Test**

In describing the pre-test, there are some important items need to be clarified among other things:

- The number of participants involved in the test,
- The precise schedule of the test such as time, day, date, month, and year.
- The place where the test is taking place.
- The number of reviewers involved in the test.
- The duration of the test.

So, the pre-test description for this book can be explained by stating: the first oral interview test was given to fifteen (15) students one day before teaching the students using the developed teaching materials that is on December 10, 2013 in the afternoon from 4.00 to 6.00 in room N 5 of Tarbiyah building at STAIN Parepare. Three interviewers involved in testing the fifteen students. They consisted of two English lecturers of STAIN Parepare and another was a native English speaker from USA. The oral interview lasted for about two hours in which the oral production of each student was scored immediately after the oral interview. The scores range from 1 to 6 given to the students' speaking skills covered three speaking components i.e.

accuracy, fluency, as well as comprehensibility which are analyzed and resulted in the information as shown in the following table:

Table 26 The result of pre-test

No	Respondent Number	Speaking Components			Total
		Accuracy	Fluency	Comprehensibility	
1	001	1	1	1	3
2	002	1	2	2	5
3	003	1	1	2	4
4	004	3	3	4	10
5	005	2	1	3	6
6	006	3	3	3	9
7	007	3	3	3	9
8	008	2	1	3	6
9	009	3	3	3	9
10	010	2	3	3	8
11	011	3	4	4	11
12	012	3	3	4	10
13	013	2	3	3	8
14	014	2	3	4	9
15	015	2	1	2	5
Average		2.2	2.33	2.93	7.46

Source: Kaharuddin (2014:213)

Comments:

Based on the results of pre-test analysis in the table above, it has been found that the total score of this test ranges from one (1) to eighteen (18). The highest total score was achieved by respondent 011 with eleven (11) total score. On the other hand, the lowest total score was achieved by respondent 001 with three (3) total score. However, the overall students achieved 7.46 as the average score for their speaking skills which means that the quality of the students' speaking skills is only fair before learning with the teaching materials.

The pre-test was also processed and analyzed by using SPSS which had eventually resulted in the following pre-test description:

Statistics

Pre Test

N	Valid	15
	Missing	0
Mean		7,47
Median		8,00
Std. Deviation		2,446
Variance		5,981
Minimum		3
Maximum		11

The description of the pre-test can also be seen in the following statistical histogram which was processed by using SPSS as well.

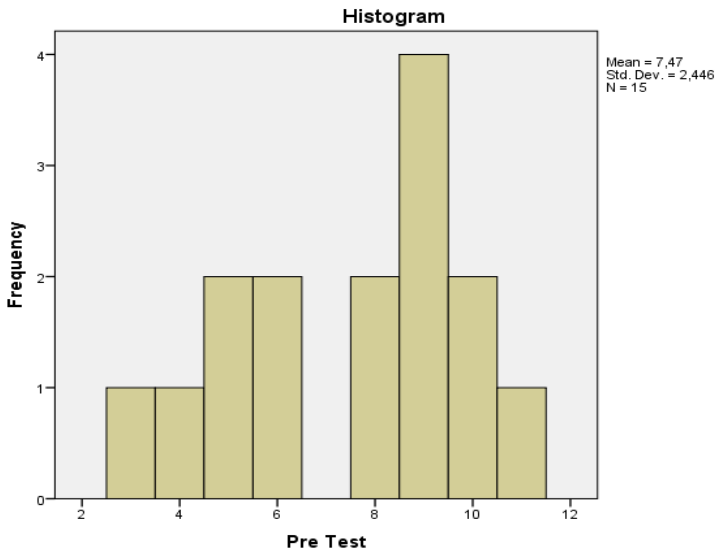


Figure 2 The pre-test score distribution and frequency

- **The Results of Post-Test**

The way of explaining the activities of the post-test is similar to the pre-test. The explanation can be written this way: this post-test was administered on Monday, December 16 2013 after the fifteen students achieved some treatments using the developed teaching materials of unit two, five, and ten for three days successively. This test was started from 4.00 to 6.00 in the afternoon in class N.2 of Tarbiyah building at STAIN Parepare. The test still employed ‘the oral interview test’ with the same interviewers who tested and scored the fifteen students in the pre-test. Either the procedures or the teaching materials used in this second test were the same as those in the pre-test. The analysis of the oral test results can be indicated in the following table:

Table 27 The result of post-test

No	Respondent Number	Speaking Components			Total
		Accuracy	Fluency	Comprehensibility	
1	001	3	3	3	9
2	002	3	4	4	11
3	003	2	2	3	7
4	004	4	4	5	13
5	005	3	2	4	9
6	006	4	4	5	13
7	007	3	4	4	11
8	008	3	3	4	10
9	009	4	4	4	12
10	010	3	3	4	10
11	011	5	5	6	16
12	012	4	4	5	13
13	013	3	4	4	11
14	014	3	4	5	12
15	015	3	3	4	10
Average		3.33	3.53	4.26	11.13

Source: Kaharuddin (2014:215)

Discussions:

From the data in table 27, we can see that of 15 subjects who participated in this study, one student (R. 011) achieved 16 score as the maximum total score and another student (R. 003) gained 7 score as the minimum total score achieved by the students in this

post-test. In all, the result of the post-test scores analysis indicates that the students have achieved 11.33 as the total average score in the post-test which means that the quality of the students' speaking skills after getting treatment using the teaching materials is good.

The data gathered in the post-test were also processed and analyzed by using SPSS and the result of the analysis can be illustrated in the following statistical description:

Statistics

Post Test		
N	Valid	15
	Missing	0
Mean		11,13
Median		11,00
Std. Deviation		2,416
Variance		5,838
Minimum		7
Maximum		16

The description of the post-test data analysis can also be illustrated by taking a look at the following statistical histogram:

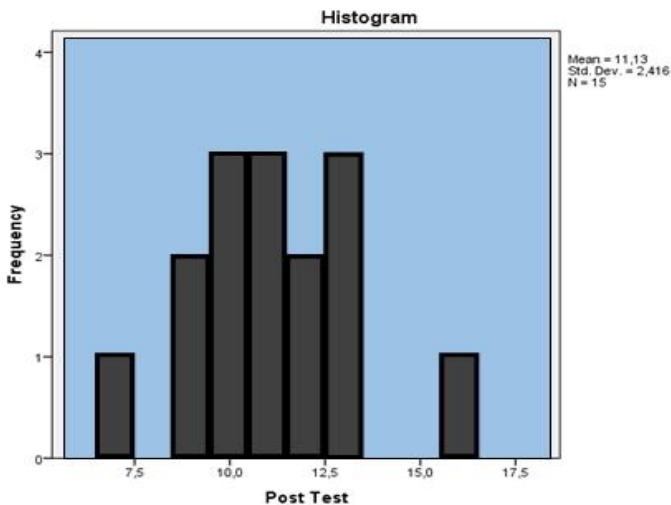


Figure 3 The post-test scores distribution and frequency

- The Overall Results of Pre-Test and Post-Test

It has previously been stated that the pre- and post-tests are used to measure knowledge gained from participating in a treatments using the selected instructional materials which have developed based on the needs analysis. The pre-test is a set of questions given to participants before the training begins in order to determine their knowledge level of the course content. After the completion of the course, participants are given a post-test to answer the same set of questions. Comparing participants' post-test scores to their pre-test scores enables us to see whether the training was successful in increasing participant knowledge of the training content. The comparison of the gain scores between pre-test and post test can be illustrated as follows:

Table 28 Test scores comparison between pre-test and post-test

No	Respondent Number	Total pre and post test scores	
		Pre-test	Post-test
1	001	3	9
2	002	5	11
3	003	4	7
4	004	10	13
5	005	6	9
6	006	9	13
7	007	9	11
8	008	6	10
9	009	9	12
10	010	8	10
11	011	11	16
12	012	10	13
13	013	8	11
14	014	9	12
15	015	5	10
Average		7.46	11.13
Description		Fair	Good

Source: Kaharuddin (2014:218)

Comments:

The table shows that significant improvement takes place in the students' gained score before and after treatment. It means that the students get improvement in their speaking skills after learning with the developed teaching materials in this study. The

improvement can be measured by taking a look at the minimum and the maximum scores in the pre-test and the post-test in which three (3) is the minimum score in the pre-test while seven (7) is the minimum score in the post-test. Besides, eleven (11) is the maximum score in the pre-test, while sixteen (16) is the maximum score in the post-test. In addition, the students' progress in learning can also be measured by comparing the students' gain score in pre-test 7.46 and the students' gain score in post-test 11.13. If the two gain scores are taken into account the students' speaking quality before and after treatment, we may then state that the quality of the students' speaking skills increases from fair to good.

The data in the table above are also processed and analyzed by using SPSS which result in the presentation of Box Plots. The box plots enable us to see the significant improvement of the students' speaking skills before (pre-test) and after treatment (post test).

Comments:

The table shows that significant improvement takes place in the students' gained score before and after treatment. It means that the students get improvement in their speaking skills after learning with the developed teaching materials in this study. The improvement can be measured by taking a look at the minimum and the maximum scores in the pre-test and the post-test in which three (3) is the minimum score in the pre-test while seven (7) is the minimum score in the post-test. Besides, eleven (11) is the maximum score in the pre-test, while sixteen (16) is the maximum score in the post-test. In addition, the students' progress in learning can also be measured by comparing the students' gain score in pre-test 7.46 and the students' gain score in post-test 11.13. If the two gain scores are taken into account the students' speaking quality before and after treatment, we may then state that the quality of the students' speaking skills increases from fair to good.

The data in the table above are also processed and analyzed by using SPSS which result in the presentation of Box Plots. The box plots

enable us to see the significant improvement of the students' speaking skills before (pre-test) and after treatment (post test).

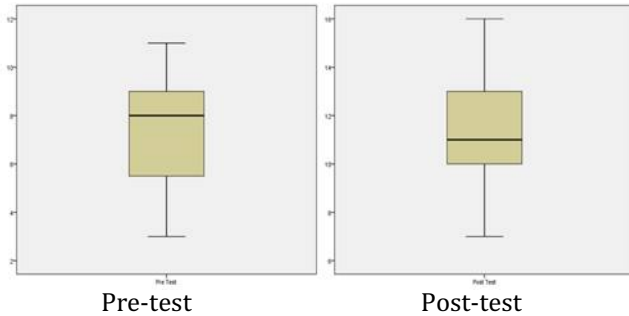


Figure 4 the comparison between pre-test and post-test scores distribution

- **Assumption Test**

Before testing this research hypothesis, it is necessary to test the sample distribution to find out whether the sample is normal or non-normal. This test is commonly known as normality test. The normality tests are aimed at testing all hypothesis tests which test a null against alternative hypothesis. The result of the normality tests deals with the statements of hypothesis test namely:

Ho = the null hypothesis

The sample has a normal distribution when significant value is greater than 0.05 (sig \geq 0.05).

H1 = the alternative hypothesis

The sample is not normally distributed when significant value is less than 0.05 (sig $<$ 0.05).

In order to test the normality of sample distribution, this study uses Kolmogorov-Smirnov statistical test as follows:

Tabel 29 One-Sample Kolmogorov-Smirnov Test

		Pre Test	Post Test
N		15	15
Normal Parameters ^{a,b}	Mean	7,47	11,13
	Std. Deviation	2,448	2,416
Most Extreme Differences	Absolute	,201	,153
	Positive	,126	,153
	Negative	-,201	-,120
Kolmogorov-Smirnov Z		,780	,593
Asymp. Sig. (2-tailed)		,577	,873

a. Test distribution is Normal.

b. Calculated from data.

Comments:

From the table 29, we can obviously see that:

Significant value of the pre-test = 0.577 \geq 0.05. It means that there isn't enough evidence to reject the null hypothesis and we can only assume the sample is normally distributed.

Significant value of the post-test = 0.873 \geq 0.05. It means that the sample is also normally distributed.

- Independent T test

After finding out that the samples of the pre-test and post-test are normally distributed, the implication of the developed teaching materials on the students' speaking skills are tested through the following hypothesis namely:

Ho = The null hypothesis

The students who learn English through the teaching materials of speaking course one do not get improvement in their speaking skills with p-value at $\alpha = 0.05$ (The treatment has no significant influence on the students' speaking skills achievement).

H1 = The alternative hypothesis

The students who learn English through the teaching materials of speaking course one get improvement in their speaking skills with p-value at $\alpha = 0.05$ (The treatment has significant influence on the students' speaking skills achievement).

Generally, if the p-value is below 0.05 (5%), we can reject the null hypothesis and conclude that the given treatment is effective in which there is a statistically significant main effect of treatment on student's achievement in speaking skills.

In order to test the hypothesis, the independent t-test is then used to tell us whether we should accept or reject our null hypothesis.

Table 30 Paired Samples T-test

		Paired Differences					t	df	Sig. (2-tailed)
		Mean	Std. Deviation	Std. Error Mean	95% Confidence Interval of the Difference				
					Lower	Upper			
Pair 1	PostTest - Pre Test	3,667	3,016	,779	1,997	5,337	4,709	14	,000

Comments:

With regard to the table above, it is found out that SPSS output for one sample t-test = 4.709 and sig (2-tailed) = 0.000. This output reveals that sig = 0.000 \square p-value = 0.05. This implies that the treatment has significant main effect on the students' speaking skills achievement. The null hypothesis is therefore rejected.

Level 3: Behavior

This type of evaluation requires the English teachers to be involved in determining that the students really can use all they have learnt from the given teaching materials. This level uses questionnaires given to the a number English lecturers who are teaching English courses. The main purpose of giving the questionnaires to them is to review the advantages of implementing the instructional materials. The questionnaires use likert scale containing a series question to assess

several aspects of the materials such as the content, the language focus, the activities, the supplementary materials. To evaluate those things, the English lecturers are required to fill in the given questionnaires by selecting one of seven optional categories i.e. 1 = strongly disagree; 2 = disagree; 3 = slightly disagree; 4 = neutral; 5 = slightly agree; 6 = agree; and 7 = strongly agree. The results gained from analyzing the lecturers' responses to the categories are then used to determine the lecturers' attitudes toward the implementation of the teaching materials specified into positive, neutral, and negative attitudes. In short, there are three possible steps to do in this level namely:

- Providing instrument to review the learning outcomes of implementing the syllabus design
- Getting the English lecturers who have used the teaching materials to give their perceptions about the learning outcomes that their students achieve from using the teaching materials
- Analyzing the lecturers' perceptions from the instruments to find out their attitudes about the advantages of teaching the materials in the classrooms.

Hence, the illustration of implementing the three steps can be exemplified as follows.

Three English lectures took a part to review the learning outcomes by judging the students' performance in speaking after teaching the fifteen students with the prototypes of the teaching materials for three days. Each English lecturer was responsible for teaching one unit for 90 minutes in one session. Questionnaires were also given to the three English lecturers (2 lecturers of speaking subjects and 1 lecturer of listening subject) to review the advantages of the instructional materials. The results of the questionnaires analysis covered the effects of the course content, the language items, the activities, and the supplementary materials of the course on the students' speaking skills achievement. Those parts can be described in the following tables:

Table 31 The lecturers response to the teaching materials' content

No	Statements	Frequency (Scale)						
		7	6	5	4	3	2	1
1	The materials cover a variety of topics and situations appropriate to the students' level and needs.	3 100%						
2	The materials are arranged in a logical sequence on the basis of topic or theme	2 66.66%	1 33.33%					
3	The materials are relevant to syllabus aims	3 100%						
4	The materials give the students more opportunity to practice speaking.	3 100%						
5	The materials use authentic text or dialogue	3 100%						

Source: Kaharuddin (2014:223)

Comments:

As shown at table 4. 31, the three lecturers (100%) think that the contents of the developed teaching materials give positive effect on the development of the students' speaking skills after treatment for some reasons i.e. the materials cover a variety of topics and situations which appropriate to the students' level and needs (3 lecturers strongly agree 100%), the materials are relevant to syllabus aims (3 lecturers strongly agree 100%), The materials give the students more opportunity to practice speaking (3 lecturers strongly agree 100%), the materials use authentic tapes and dialogues (3 lecturers strongly agree 100%) that are very helpful to increase the students' pronunciation in speaking.

Supporting information:

As for the English lecturers (L) who have tried out the teaching materials, the drafts of the teaching materials are very interesting and effective in making the students speak actively. Here are their comments about the course content:

L. 001)

“I think, all topics and materials given in this course are effective making the students speak actively”.

L. 002)

“The topics are very interesting and succeed in improving the students’ speaking skills”.

L. 003)

“I think, the topics and the materials are good to the students because they really give the students more opportunity to practice speaking in English”

After presenting the lecturers’ perceptions on the content of the teaching materials, let’s take a look at their perceptions on the language items available in the teaching materials immediately after trying them out in the classroom. The information can be seen in the following table:

Table 32 The lecturers' responses to the language items given in the teaching materials after the treatment.

No	Statements	Frequency (Scale)						
		7	6	5	4	3	2	1
1	The language functions, language focus, vocabulary, and grammar items are appropriate to the students' level and needs	2 66.66%	1 33.33%					
2	There's an attempt to bring in vocabulary and grammar relevant to the students' needs.	2 66.66%	1 33.33%					
3	There is vocabulary lesson in each unit	3 100%						
4	There is grammar lesson in each unit	3 100%						
5	There is pronunciation drill in each unit	3 100%						

Source: Kaharuddin (2014:225)

Comments:

Information presented in table 32 shows that the entire lecturers (100%) give positive responses after implementing the teaching materials in the classroom. They are of the opinion that the students' achievement in speaking is good for some reasons i.e. the language functions, language focus, vocabulary, and grammar items are appropriate to the students' level and needs (2 lecturers or 66.66% strongly agree and 1 lecture or 33.33% agree), all units equip the students with vocabulary lesson (3 lecturers or 100% strongly agree), grammar lesson (3 lecturers or 100% strongly agree) as well pronunciation drill lesson (3 lecturers or 100% strongly agree) to practice speaking.

The next is to see the lecturers' responses to the activities and tasks available in the teaching materials. Detailed information about it can be found out in the following table:

Table 33 The analysis of the lecturers' responses to the activities and tasks given in the teaching materials after treatment

No	Statements	Frequency (Scale)						
		7	6	5	4	3	2	1
1	The activities and tasks are interesting	3 100%						
2	The activities and task are aimed at developing fluency and accuracy.	2 66.66%	1 33.33%					
3	They provide a real-world use of language in daily lives.	3 100%						
4	The situations in each conversation are appropriate to the students' level and need	2 66.66%	1 33.33%					
5	The activities and tasks provide for varying learning arrangements like pair practice, role play, and games.	3 100%						
6	The activities and tasks focus on vocabulary mastery, pronunciation practice, and grammar understanding	2 66.66%	1 33.33%					
7	The activities and tasks allow for a creative use of language	1 33.33%	2 66.66%					
8	The instructions for the activities and tasks are simple and clear	3 100%						

Source: Kaharuddin (2014:226)

Comments:

As presented in the table above, the entire English lecturers are of the opinion that the activities and task given during the try out are very effective to improve the students' speaking skills for some reasons i.e. the activities and tasks are interesting (the entire 3 lecturers strongly agree with this statement or 100%), the activities and task provide a real-world use of language in daily lives (100% of the lecturers also strongly agree with this fact), the activities and tasks provide for varying learning arrangements like

pair practice, role play, and games which have motivated and stimulated the students to practice speaking (the three lectures or 100% also strongly agree with this option), and the instructions for the activities and tasks are simple and clear which have facilitated the students gain advantages from the teaching materials (all lecturers or 100% strongly agree with this statement).

Supporting information:

In addition, after trying out the teaching materials, one of the English lecturers gave comments on the activities and the tasks of the teaching materials that:

L. 002)

“I think, I like the activities because it seems to me that the students are really motivated to take a part in the activities. Besides, they also give the students more opportunity to practice the vocabulary that they have already learnt such as in pair practice, role-play, and games”.

The next discussion is to find out the lecturers’ perceptions about the supplementary materials available in the teaching materials. Detailed information about their responses can be seen in table 34:

Table 34 The lecturers' responses to the supplementary materials available in the prototypes of the teaching materials after treatment

No	Statements	Frequency (Scale)						
		7	6	5	4	3	2	1
1	There are tapes for pronunciation practice or listening comprehension available.	3 100%						
2	There are some handouts available.	3 100%						
3	There are some other supplementary materials like sources of authentic materials available.	3 100%						

Source: Kaharuddin (2014:228)

Comments:

From the data presented in the table above, it is obviously seen that all lecturers (100%) who have tried out the teaching material in the classroom give positive responses to the effectiveness of the teaching materials toward the progress of the students' achievement in their speaking skills. The English lecturers are of the opinion that the teaching materials are not only useful in the aspects of the teaching materials' contents, language items, and activities but also in the aspect of supplementary materials.

According to the lecturers, the supplementary materials can help the students to improve their speaking skills after the treatment due to the availability of authentic tapes of native English speakers for pronunciation practice or listening comprehension (the entire lecturers strongly agree with this statement or 100%), handouts which are given to focus the students on learning a certain topic and language function (the three lecturers also

strongly agree with this or 100%), authentic visual materials such as real pictures and photographs which are provided to give a clearer illustration to a topic and to make the materials more interesting (all lecturers strongly agree with it or 100%).

Supporting information:

The analysis of the data associated with the lecturers' perceptions and responses after trying out the teaching materials for speaking course one in the classroom has been the basis to draw a conclusion that the lecturers have positive perception to the contents, the language items, the activities and the supplementary materials provided in the teaching materials. This positive perception is conveyed due to the fact that as for the English lecturers, the students really get improvement in their speaking skills after learning with the teaching materials. The lecturers' opinions can be illustrated as follow:

L. 002)

"I think, the students really get improvement in their speaking skills after learning with the materials because they can practice the vocabulary, pronunciation given in a particular topic in various classroom activities such as pair work, role-play, and language games. That good opportunity has resulted in making the students speak English better than before".

L. 003)

"I think. The students have achieved good progress in their skills in speaking English. It is because the materials are interesting and able to motivate them to practice more speaking. I can see that the students have a good spirit when they are learning with the materials especially in pair practice and language games".

Conclusion:

Regarding the results of the descriptive analysis as described above, it is concluded that overall the draft of the teaching materials are interesting, appropriate to the students' level and needs which have resulted in significant improvement achieved by the students in their speaking skill.

Level 4: Results

The three previous types of evaluation have given an illustration about the effectiveness of implementing the communicative competence-based syllabus design for speaking course one. This has been measured in two aspects i.e. the first; the effect of the instructional design on the progress of the students' communicative competence by using the information gathered from the students' responses, as well as the pre-test and the post-test results. The second; the effect of the instructional design on the progress of the students' communicative competence by using the information gathered from lectures' perceptions toward the students' performance after teaching them with the developed teaching materials. Detailed information about the overall phases of summative evaluation used in this design can be seen in the following table:

Table 35 The overall results of summative evaluation

Evaluation Level	
<p>Level 1 Students' reactions</p> <p>a. Contents</p> <p>b. Language items</p> <p>c. Activities</p> <p>d. Supplementary materials</p>	<p>Level 4 Result</p> <p>Positive (+)</p> <p>Positive (+)</p> <p>Positive (+)</p> <p>Positive (+)</p>
<p>Level 2 Students' learning</p> <p>a. Pre-test</p> <p>b. Post-test</p>	<p>Fair</p> <p>Good</p>
<p>Level 3 Lecturers' behavior</p> <p>a. Contents</p> <p>b. Language items</p> <p>c. Activities</p> <p>d. Supplementary materials</p>	<p>Positive (+)</p> <p>Positive (+)</p> <p>Positive (+)</p> <p>Positive (+)</p>

The information gained from the table above has shown that after going through the three levels of summative evaluation procedures as a review phase of the syllabus design, it is important to come to decide that teaching materials developed from the syllabus design have achieved the course aims i.e. to help the students communicate effectively and confidently in English by developing the students' vocabulary, pronunciation, and basic grammar, and to prepare the students have a good basic foundation in speaking which enables them to communicate everyday situation and topics. This conclusion is drawn up by taking into account three aspects:

- a. The students' positive reaction to the teaching materials,
- b. The students' progress in their speaking skills which is measured based on the results of pre-test and post-test from fair to good level.
- c. The lecturers' positive perception on the teaching materials after using the materials in the classroom and witnessing the students' improvement in speaking when teaching them with the teaching materials.

Therefore, implementing all phases of the communicative competence-based syllabus design has succeed in developing a well design syllabus and a set of teaching materials for speaking course one. The syllabus is recognized as a well design syllabus for some reasons i.e.

- a. The course aims and objectives are stated clearly because they are formulated based on the information gathered during a needs analysis.
- b. The course contents in the syllabus are developed based on the aims and the objectives of the course.
- c. The course contents reflect the students' needs and level since they are selected and sequenced based on the inventory during the needs analysis.
- d. The course contents are well-sequenced and well-organized. They are determined based on 'need' criteria because the materials are organized in order of importance to the the students' needs in personal and social lives.
- e. The course contentes are mapped by using appropriate syllabus frameworks i.e. communicative competence-based syllabus design which integrates three types of syllabus namely content-based syllabus, structural syllabus, as well as competency-based syllabus.
- f. Methodology or activities employed in the syllabus are selected based on the students' learning preference and learning styles.
- g. The proposed syllabus design has been implemented and evaluated and the findings of this investigation have shown that

the syllabus design and its teaching materials can significantly improve the students' speaking skills from fair to good quality, based on the analysis of the data gathered during pre-test and post test, the students' reactions as well as the lecturers' perceptions about the implementation of the syllabus design and its contents.

Based on the results drawn in this section, the writers are in need of putting forward the following suggestions to readers:

1. In designing syllabus and developing the syllabus into the course contents specifically for speaking courses, the students' needs should be used as the starting point to determine the types of teaching materials and the teaching activities in the courses.
2. All efforts needed to design syllabus and to develop course contents in any English subjects should employ formal procedures of designing syllabus as exemplified in this research. This is essential to carry out to match between the students' needs and the objectives of the courses.
3. It is suggested that teachers of English and syllabus designers in all levels of education should consider using the result of this syllabus design implementation as a formal and a real example that has systematically described the process of designing syllabus and developing course contents, which in turn should be used to develop syllabi and course contents for other English courses such as listening, reading, as well as writing.

Bibliography

- Aisah, E. E. 2009. Development of English Language Teaching Syllabus in Indonesia. (online), (<http://englisah.wordpress.com> 2009/05/11/, Retrieved on December 3, 2012).
- Al afghani. J. 2011. English Syllabus Design for Nursing Students of Akademi Perawat Sandi Karsa Makassar (A needs analysis). Unpublished thesis. Makassar: Post graduate program of Hasanuddin University.
- Al-Saadi.S and Samuel.M. 2012. Towards a Multidimensional Framework for a Large-scale Needs Analysis: A Pedagogical Perspective. Arab World English Journal. Volume.3, Number.3:46-56.
- Alwasilah, C. 2007. Redesigning Indonesian Course in the undergraduate curriculum: The Indonesian case. Paper presented at ASAIHIL Conference, Lingnan University, Hong Kong, April 12, 2007.
- Babbie, E. and Wagoner, T.C. 1986. The Practice of Social Research. Wadsworth Publishing CO: Belmont, California.
- Bagarić, V. 2007. Defining Communicative Competence, Metodika Journal, (online), No.1, Vol. 8, p. 94-103
(www.onlineopinion.com.au/author.asp?id=3915, retrieved on August 12, 2013)
- Basturkmen, H. (1998). Refining Procedures. The Internet TESL Journal. Vol. 36 No.4, Oct.-Dec. 1998.
- Bell, R. T. 1981. An introduction to applied linguistics. Batsford: London.

- Bell, J. 1992. *Doing Your Research Project: A guide for first time research in Education and Social Science*. Open University Press: Great Britain.
- Benesch.S. 1996. Needs Analysis and Curriculum Development in: EAP an example of a critical approach. *TESOL quarterly*, (online) vol. 30, no. 4, winter 1996 p. 723-738, The City University of New York, (<http://www.jstor.org/journals/tesol.html>, retrieved on September 19, 2012).
- Bire, J. 2008. *Mismatch English education in Indonesia*. FKIP Undana-Kupang.
- Bodegas,I.D.N, et.al. 2007. From Curriculum to Syllabus Design: The Different Stages to Design a Program. *Fonael Journal* (online), Vol.13, No.3, (<http://www.fonael.org>, retrieved on August 21, 2012).
- Borg, W.R. 1973. *Research and Development As a Vehicle for Improving Teacher Competence*. Paper presented at the Annual Meeting of the American Educational Research Association, New Orleans, Louisiana, February 23, 1973
- Brindley, G. 1989. *Needs Analysis and Objectives Setting in the Adult Migrant Education Program*, George Allen & Unwin Ltd: Sydney.
- Brown, J. D. 1995. *The Elements of Language Curriculum; A Systematic Approach to Program Development*. Heinle&Heinle Publishers: Boston.
- Brown, H. D. 2001. *Teaching Principles: an interactive approach to language pedagogy*. A Pearson Education Company: New York.
- Crystal, D. (2003a). *English as a Global Language*, (2nd Ed.) Cambridge University Press: Cambridge.
- . (2003b). *The Cambridge Encyclopedia of the English Language*, (2nd Ed.). Cambridge University Press: Cambridge.
- CRSC (Core Renewal Steering Committee). 2004. *Learning Outcomes for the University Core Curriculum: Final Report*. Chicago: Loyola University. (online) webmaster@luc.edu retrieved on November 13, 2012.

- Dharma, A. 2008. Indonesian Basic Education Curriculum Current Content And Reform, Paper presented Roundtable Discussion in Retrac Governing Board Meeting at Institut Aminuddin Baki, Genting Highland, Malaysia.
- Dick, W. 2000. Evaluation in Instructional Design: The Impact of Kirkpatrick's four-level Model. Florida State University Press: Florida.
- Dick, L. 2005. Syllabus Writing in Teaching English. Available at (<http://www.teachingenglish.org.uk/think/methodology/syllabus.shtml>, retrieved on June 23, 2013)
- Direktorat Jendral Pendidikan Tinggi. 2011. Kerangka Kualifikasi Nasional Indonesi (KKNI). Kementrian Pendidkan dan Kebudayaan, Jakarta
- Dudley, T et al. 1998. Developments in English for Specific Purposes. Cambridge university press: United Kingdom.
- Dunn R., Deckinger, L., Withers, P., & Katzenstein, H. 1990. Should college students be taught how to do homework? Illinois Research and Development Journal, (online), vol. 26, No. 2, p: 96-113. (<http://www.soc.hawaii.edu/leonj/499cl97/kaihilei/verbal10.html>, retrieved on November 19, 2013)
- Ellis,R. 2003. The study of Second Language Acquisition. Oxford University Press: Oxford
- Engelmann, S. 1993. The Curriculum as the Cause of Failure, Oregon Conference Monograph Journal Vol.5 1993, University of Oregon United States of America.
- Evans, D.T., & St John, M. J. 1998. Developments in English for Specific Purposes. Cambridge University Press: Cambridge.
- Exley, B. 2005. Learner characteristics of 'Asian' EFL students: Exceptions to the 'Norm.' In Young, Janelle, Eds. Proceedings pleasure passion provocation. Joint National Conference AATE & ALEA , Gold Coast, Australia. pp. 1-16.
- Gass,J. 2012. Needs Analysis and Situational Analysis: Designing an ESP Curriculum for Thai Nurses. (online). <http://www.esp-world.info>. Issue 36. Vol.12.

- Gay, R.L. et al. 2006. *Educational Research: Competencies for Analysis and Application*. Pearson Prentice Hall: Australia.
- Gebhard, J.G. 2000. *Teaching English as a Foreign Language or Second Language: A Teacher Self-development and Methodology Guide*, The University of Michigan Press: United States of America
- Graves, K. 2000. *Designing Language Courses*. Heinle & Heinle: Canada.
- Hadiyanto 2010. The Development of Core Competencies at Higher Education: A Suggestion Model for Universities in Indonesia *EDUCARE: International Journal for Educational Studies*. 3(1).
- Harris, P. D. 2002. *Testing English as a Second Language*, Tata Mc Graw-Hill Publishing Company, LTD: Bombay New Delhi.
- Hatch, E. and Farhady, H. 1982. *Research Design and Statistics for Applied Linguistics*. Newbury House Publishers, Inc: London.
- Heaton, J.B. 2001. *Writing English Language Tests*, Longman inc: New York, United States of America
- Hook, J. 2006. *Effective teaching principles: a framework for all learners*. Paper presented in Cheri conference, September 7, 2006.
- Hussain, A. 2011. Evaluation of Curriculum Development Process, *International Journal of Humanities and Social Science* Vol. 1 No. 14; October 2011 University of Education College Road: Pakistan.
- Hutchinson, T., and Waters, A. 1987. *English for Specific Purposes: A Learning-Centered Approach*. Cambridge University Press: Cambridge.
- Jazadi, I. 2004. *ELT in Indonesia in the Context of English as a Global Language: The Tapestry of English Language Teaching and Learning in Indonesia*. State University of Malang Press: Indonesia.
- Jiayan, G and Jianbin, H. 2010. On Communicative Competence in Curriculum Design: A Comparison of the College English Curriculum Requirements and the English Curriculum Standards, *Polyglossia International Journal* Vol. 18, February 2010: 73-86.
- Kaharuddin. 2014. *Communicative Competence-Based Syllabus Design for Speaking Course One for English Education Students*, Unpublished Doctoral Dissertaion, Post graduate Program of Hasanuddin University: Makassar

- Keputusan Menteri Pendidikan Nasional Republik Indonesia No.232/U/2000 tentang Pedoman Penyusunan Kurikulum Pendidikan Tinggi dan Penilaian Hasil Belajar Mahasiswa. 2000. Jakarta: Kementrian Pendidikan Nasional.
- Kouwenhoven, K. 2003. Designing for competence: towards a competence based curriculum for the faculty of education of the Eduardo Mondlane University. Doctoral dissertation. Enschede: Twente University.
- Krahnke, K. 1987. Approaches to Syllabus Design for Foreign Language Learning. Englewood Cliff, Prentice Hall Regents: New Jersey.
- Larsen, D. 2003. Techniques and Principle in Language Teaching. Oxford University press: New York.
- Lauder, A. 2008. The Status and Function of English in Indonesia: A Review of Key Factors. University of Indonesia, Makara Sosial Humaniora Journal, Vol.12, No.1:9-20.
- Leung, C, and A. Teasdale. 1988. ESL Teachers Competence: Professionalism in a Social Market. University of Chicago press: Chicago.
- Levy, Y and Ellis, T.J. 2011. A Guide for Novice Researchers on Experimental and Quasi-Experimental Studies in Information Systems Research. Interdisciplinary Journal of Information, Knowledge, and Management, (online), Vol.6. (<http://www.publisher@Informinscience.org> retrieved on January 3, 2013)
- Liang,A and Cheng, Y. 2011. A Case Study of College English Curriculum Design Under the Social Needs. Cs Canada Journal, Vol.3, No.3:1-5
- Lie, A. 2007. Education Policy And EFL Curriculum in Indonesia: Between The Commitment To Competence and The Quest For Higher Test Scores, TEFLIN Journal, Volume 18, Number 1, February 2007
- Littlewood, W. 2002. Communicative Language Teaching. Cambridge University Press:United Kingdom.
- Lowenberg, Peter H. 1991. English As An Additional Language In Indonesia. World Englishes, 10/2, pp. 127-138.

- Madya, S. 2007. Searching for an Appropriate EFL Curriculum Design for the Indonesian Pluralistic Society TEFLIN journal, volume 18, number 2, August 2007
- Marsh, C. 1986. Curriculum: an Analytical Introduction. Novak: Sydney.
- Mattarima, K. et al. 2011. The Teaching Constraints of English as a Foreign Language in Indonesia: The Context of School Based Curriculum. (online), www.sosiohumanika-jpssk.com/sh_files/File/Karim.pdf, retrieved on December 12, 2012).
- McNiff, J and Whitehead, J. 2006. All you Need to Know about Action Research. SAGE Publications. Ltd: London.
- Meric, O.G. 2011. Improving the English language Curriculum at the University Level Using a Human Rights Approach. Universidad Estatal: Amazonica
- Maley, A. 1984. Constraints-based Syllabuses" in Read, J.A.S. (ed). Trends in Language Syllabus Design. SEAMEO Regional Language Centre: Singapore
- Munby, J. 1978. Communicative Syllabus Design. Cambridge University Press: London.
- , 1984. Communicative Syllabus Design: Principles and Problems in Read, J.A.S. (ed.) Trends in Language Syllabus Design. SEAMEO Regional Language Centre: Singapore.
- Mulyatiningsih, E. 2012. Metode Penelitian Terapan Bidang pendidikan. Penerbit Alfabeta: Bandung.
- Mustadi, A. 2012. Communicative Competence-Based Language Teaching: An English course design for PGSD, Universitas Negeri Yogyakarta Press: Yogyakarta.
- Musthafa, B. 2009. English Teaching in Indonesia: Status, Issues and Challenges
- Nababan, P.W.J. 1984. The Threshold level for High school English in Indonesia. In A. S. John (Ed.), Trends in English Syllabus Design. SEAMEO RELC, Singapore. 183-192.

- Norway, Statistics. 2009. Innovation, research and development (R&D). (online), (http://www.ssb.no/fou_en/, retrieved on February 2, 2013)
- Nunan and Bailey. 2009. Exploring Second Language Classroom Research: A Comprehensive Guide. Nelson Education,Ltd: Canada.
- Nunan, D and Lamb, C. 1996. The Self-directed Teacher: Managing the Learning Process. Cambridge University Press: Cambridge.
- Nunan, D. 1988. Syllabus Design. Oxford University Press: Oxford.
- . 1991. Language Teaching Methodology. Prentice Hall: New York
- . 1998. The Learner Centered Curriculum. Cambridge University Press: New York.
- . 2004. Task-Based Language Teaching. University of Hong Kong, Cambridge University press: Hongkong
- Oxford Dictionary. 2005. Learner's Pocket Dictionary, Oxford University Press: Oxford.
- Paksira. 2009. The History of English Curriculum in Indonesia. (online). (<http://paksira.wordpress.com/2009/05/22/the-history-of-english-curriculum-in-indonesia/>, Retrieved on November 9, 2012)
- Paradowski, M. B. 2002. Needs Analysis as The First Step in Syllabus Design, (online), (<http://publikacje.ils.uw.edu.pl/publication/view>, retrieved on October 21, 2013)
- Patil, Z.N. 2008. Rethinking the objectives of teaching English in Asia," Asian EFL Journal, 10(4), pp. 227-240
- Peraturan Pemerintah Republik Indonesia No.19 Tahun 2005 tentang Standard Pendidikan Nasional. 2005. Jakarta: Kementrian Hukum dan Hak Azasi Manusia.
- Petrus, I. 2012. English Language Teaching in Higher Education: An English Course Design at a State University. Unpublished thesis. Bandung: Program pasca sarjana. Universitas Pendidikan Indonesia.

- Print, M. 1993. Curriculum Development and Design. SRM production service Sdn Bhd: Malaysia.
- Priska J.R. Siagian et al. 2011. A Competence-Based Curriculum Design for Entrepreneurship Study Program. International Research Journal of Business Studies. Vol.4. No.2:137-155.
- Rea, P. et al. 1993. Evaluation: A scheme for Teacher Education. Oxford University Press: Hong Kong.
- Renandya, W. A. 2004. Indonesia. In. H. W. Kam & R. Y. L. Wong (Eds.), Language policies and language education: The impact in East Asian countries in the next decade. Eastern Universities Press: Singapore. (pp. 115-131).
- Renadya, W. A and Sunga, N.R. 2001. Language Curriculum and Instruction in Multicultural Societies, SEAMEO Regional Language Center: Singapore.
- Richards, J.C. 1995. The language Teaching Matrix. Cambridge University Press: United States of America.
- ,2001. Curriculum Development in Language Teaching. Cambridge University Press: United Kingdom.
- ,2008. Teaching Listening and Speaking: From Theory to Practice. Cambridge University Press: United States of America.
- Richards, J. C., & Farrell, T. S. C. 2005. Professional Development for Language Teachers. Cambridge University Press: New York.
- Richards, J.C and Rodgers, T.S 1999. Approaches and Methods in Language Teaching: A Description and Analysis. Cambridge University Press: United States of America.
- Richey and Klein. 2005. Developmental Research Methods: Creating knowledge from Instructional Design and Development Practice. Journal of computing in Higher Education. Spring Vol.16. (2), 23-38.
- Riding,P. et.al. 1995. An Action Research Approach to Curriculum Development. (online), Vol.1, No.1, (<http://informationr.net/ir/1-1/paper2.html>, retrieved on December 7, 2012).

- Ridwan, E., W. Renandya, and A. Lie. 1996. On being reflective: A survey of EFL teachers in Indonesia. Paper presented at the RELC Seminar, Singapore.
- Riggenbach, H., & Lazaraton, A. 1991. Promoting oral communication skills. In M. Celce-Murcia (Ed.), *Teaching English as a second or foreign language* (2nd ed.) (pp. 125-136). Boston: Heinle & Heinle.
- Roberts, J. 1998. *Language Teacher Education*. Arnold: London
- Savignon, S.J. 2002. *Interpreting Communicative Language Teaching: Contexts and Concerns in Teacher Education*. Yale University Press: New Haven, London.
- Seliger and Shohamy. 1989. *Second Language Research Methods*. Oxford University Press: Oxford.
- Shumin, K. 2002. *Factors to Consider: Developing Adult EFL Students Speaking Abilities*. Cambridge University Press: Cambridge.
- Stewart, K. L., & Felicetti, L. A. 1992. Learning styles of marketing majors. *Educational Research Quarterly, International Educational Studies*. (online), Vol. 15, No. 2, p: 15-23.
(www.ccsenet.org/journal/index.php/ies/article/download/1725/1659, retrieved on August 24, 2013)
- Storey, C.W. 2007. Insights into Language Curriculum Development. *Electronic Journal of Foreign language Teaching*, (online), Vol.4, No.1:86-107, (<http://e-ft.nus.edu.sg/>, retrieved on January 3, 2013).
- Sudiyono. 2003. *Pengantar Evaluasi Pendidikan*. Raja Grafindo Persada: Jakarta.
- Sugiyono. 2012. *Metode Penelitian Administrasi*. Penerbit Alfabeta: Bandung.
- Suharto. 2009. From Competence Based Curriculum to School Based Curriculum, *Academic Journal Ragam*, Vol 9, No. 2, Diponegoro University.
- Sundayana, W. 2009. Pengembangan Kurikulum Pendidikan Dan Silabus Berbasis Kompetensi Di Lingkungan Program Studi Tadris Bahasa Inggris Dalam Konteks Pendidikan Profesi Guru Pra

Jabatan, Makalah Disajikan pada Bedah Kurikulum Prodi Tadris Bahasa Inggris, Jurusan Tarbiyah, STAIN Prof. Dr. H. Mahmud Yunus Batusangkar

- Syam,W.A.S. 2011. Pengembangan Kurikulum Program Study Bahasa dan Sastra Inggris Fakultas Ilmu Budaya Universitas Diponegoro. Parole Journal. Vol.2. No.1:83-100.
- Tan,O.L.C. et.al. 2011. Effects of Reciprocal teaching Strategies on Reading Comprehension. University Sains Malaysia, The Reading Matrix Journal, Vo.11, Number.2: 140-149.
- Tim evaluasi kurikulum, 2006. Kerangka Dasar Kurikulum dan Struktur Kurikulum Berbasis Ketuhanan. STAIN Parepare, Jurusan Tarbiyah.
- Tim penyempurnaan kurikulum, 2007. Silabus Mata Kuliah Program Studi Pendidikan Bahasa Inggris, STAIN Parepare, Jurusan Tarbiyah.
- Tomlinson,B.2007. Developing Materials for Language Teaching, Continuum YTH.Ltd: London.
- Undang-undang Republik Indonesia No 20 Tahun 2003 tentang Sistem Pendidikan Nasional. 2003. Jakarta: Kementrian Sekretariat Negara Republik Indonesia.
- Undang-undang Republik Indonesia No 14 Tahun 2005 tentang Guru dan Dosen. 2005. Jakarta: Kementrian Hukum dan Hak Azasi Manusia Republik Indonesia.
- Undang-undang Republik Indonesia No 12 Tahun 2012 tentang Pendidikan Tinggi. 2012. Jakarta: Kementrian Sekretariat Negara Republik Indonesia.
- Unesco. 2003. Towards a Multilingual Culture of Education. Unesco Institute for education:Hamburg, Germany.
- Utami W. 2006. The Teaching Of Efl Speaking In The Indonesian Context: The State Of The Art. Jurnal Bahasa Dan Seni, Tahun 34, Nomor 2, Agustus 2006
- Visser, M. 2008. Learning under conditions of hierarchy and discipline: The case of the German Army (1939-1940). Learning Inquiry.

(online), (<http://dx.doi.org/10.1007/s11519-008-0031-7>,
retrieved on July 10, 2013)

West, R. 1997. Needs Analysis: State of the Art. In Howard, Ron and Brown, Gillian (ed). *Teacher Education for Languages for Specific Purposes*. Clevedon: Multilingual Matters.

White, R. V. 1988. *The English Language Teaching curriculum*. Oxford: Blackwell.

Willing, K. 1988. *Learning Styles in Adult Migrant Education*. NCRC Research Series: Australia.

Yanto, E.S. 2011. An Analysis of School-Based English Curriculum (KTSP). (online), (<http://elihsutisnayanto.wordpress.com>,
retrieved on October 12, 2012).

Zhang, J. 2009. Necessity of Grammar Teaching. *Online journals*, (online) Vol. 2, No. 2, p: 184-187. (www.ccsenet.org/journal/index.php, retrieved on November 27, 2013)

Zohrabi, M. 2011. An Investigation of Curriculum Elements for the Enhancement of the Teaching-learning Process. (online), Vol.1, No.1 (www.ccsenet.org/hes, retrieved on January 3, 2013).



Abdul Hakim Yassi is a Professor of Sociolinguistics at Hasanuddin University of Makassar, Indonesia where he has taught for the past twenty years. He finished his undergraduate in English Literature in this university in 1987. In 1991, he joined a postgraduate diploma in Teaching English as a Second Language (TESL) for one year in Victoria University of Wellington, New Zealand. He completed his Master in Applied Linguistics in The University of Sydney, NSW, Australia, in 1997 and his Doctoral Degree in Applied linguistics in Hasanuddin University of Makassar, Indonesia in 2003. He was a 2013 Fulbright Visiting Professor to the University of California, Los Angeles (UCLA) Center for Southeast Asian Studies under

the Fulbright Senior Research Program. His research interest centers not only on Sociolinguistics, but also on Pragmatics and English Education and he has published some books as well as journals on the fields such as, to name only the recent ones, *Elite And Codeswitching* (2011), *Politeness Theory In Makassarese* (2012), *Language Situation Of Indonesian Community In Los Angeles, USA* (2013), *Pair Interaction Model* (2014). His most recent book is *Syllabus Design For English Language Teaching* (2015), co-authored with Dr. A. Kaharuddin Bahar. Recently, he is working on a multi-year research project on politeness systems of South and West Sulawesi languages.



A. Kaharuddin Bahar, born in Ujung Pandang on August 14, 1975, has been involved in teaching English as a Foreign Language for more than fifteen years. After graduating from Hasanuddin University (UNHAS) in 1999, he began teaching English at Inter Asia College Makassar. One year later, he attended a post graduate program in English Language Studies (ELS) at Hasanuddin University and received a Master's degree in 2004. Following the graduation, he attended UNHAS again in 2009, on a scholarship from the Directorate General of Higher Education of the Republic of Indonesia (Beasiswa DIKTI) and received a Doctorate Degree (Dr) in Applied Linguistics in 2014. As a College English teacher, he has

written five ELT textbooks earlier i.e. *The communicative Competence Based English Language Teaching: Teaching Speaking Courses through CLT, An Integrated Method of CLT and Grammar Translation (GT) for Teaching English Communicatively and Accurately, Interactional Speaking: A Guide to Enhance Natural Communication Skills, Transactional Speaking: A Guide to Improve Transactional Exchange Skills in English for Group Discussions (GD) and Interviews, The Art of Developing speaking as a Performance: Promoting Formal Uses of Public Speaking skills in English for Making Speeches and Oral Presentations.* His latest book is, with Prof. Abdul Hakim Yassi, entitled *Syllabus Design for English Language Teaching*.