

**CODE-SWITCHING OF ENGLISH AND INDONESIAN IN SPEAKING
CLASS AT ENGLISH AND LITERATURE DEPARTMENT OF UIN
ALAUDDIN MAKASSAR**



UNIVERSITAS ISLAM NEGERI

A Thesis

**Submitted in Partial Fulfilment of the Requirements for the Degree of
Sarjana Humaniora in English and Literature Department of Adab and
Humanities Faculty of Alauddin State Islamic University of Makassar**

By:

Syamriani

Reg. No. 40300118064

ENGLISH AND LITERATURE DEPARTMENT

ADAB AND HUMANITIES FACULTY

ALAUDDIN STATE ISLAMIC UNIVERSITY OF MAKASSAR

2023

PERNYATAAN KEASLIAN SKRIPSI

Dengan penuh kesadaran, penulis yang bertanda tangan di bawah ini menyatakan bahwa skripsi ini benar-benar adalah hasil karya penulis sendiri, dan jika di kemudian hari terbukti merupakan duplikat, tiruan, plagiat, atau dibuat oleh orang lain secara keseluruhan ataupun sebagian, maka skripsi ini dan gelar yang diperoleh batal demi hukum.

Gowa, 1^h Februari 2023

Penulis



UNIVERSITAS ISLAM NEGERI
ALAUDDIN
M A K A S S A R
40300118064

PERSETUJUAN PEMBIMBING

Pembimbing penulisan skripsi saudara **Syamriani**, Nim: **40300118064**. Mahasiswa jurusan bahasa dan sastra inggris pada Fakultas Adab dan Humaniora UIN Alauddin Makassar, setelah dengan seksama meneliti dan mengoreksi skripsi yang bersangkutan dengan judul **“Code-switching of English and Indonesian in speaking skill class at English and Literature Department of UIN Alauddin Makassar”** memandang bahwa skripsi tersebut telah memenuhi syarat-syarat ilmiah dan dapat disetujui untuk ke sidang Munaqasyah.

Demikian persetujuan ini diberikan untuk diproses lebih lanjut.

UNIVERSITAS ISLAM NEGERI

Gowa, 1th Februari 2023

ALAUDDIN
M A K A S S A R

Pembimbing 1



Dr. Muh Syukri, S.S., S.Pd., M.Pd.
NIP. 19690609 200502 1 001

Pembimbing 2



Dr. Hj. Nuri Emmiyati, M.Pd.
NIP. 19660212 200003 2 003

APPROVAL SHEET FOR THESIS

Title of Thesis : Code-Switching of English and Indonesian in speaking class at English and Literature Department of UIN Alauddin Makassar
Name : Syamriani
Reg. Number : 40300118064
Program : Bachelor of Degree (S1) English and Literature Department

Gowa, February 1th, 2023



Supervisor:

Consultant I

Consultant II

Dr. Muh. Syukri, S.pd., M.pd.
NIP. 19690609 200502 1 001

Dr. Hi. Nuri Emmvati, M.Pd.
NIP. 19660212 200003 2 003

UNIVERSITAS ISLAM NEGERI
ALAUDDIN
MAKASSAR

Approved by:
Head of English and Literature Department

Dr. Jumharlia Diamereng, M. Hum
NIP. 19690108 200212 2 002

Acknowledged by
Dean of Adab and Humanities Faculty



Dr. Hasyim Baddade, S.Ag., M.Ag
NIP. 19750505 200112 1 001

PENGESAHAN SKRIPSI

Skripsi yang berjudul, "*Code-switching of English and Indonesian in speaking class at English and Literature Department of UIN Alauddin Makassar*" yang disusun oleh SYAMRIANI, NIM: 40300118064. Mahasiswa jurusan Bahasa dan Sastra Inggris pada fakultas Adab dan Humaniora UIN Alauddin Makassar, telah diuji dan dipertahankan dalam *Sidang Munaqasyah* yang diselenggarakan pada **Selasa, 14 Februari 2023**, bertepatan dengan **23 Rajab 1444 Hijriah**, dan dinyatakan telah diterima sebagai salah satu syarat untuk memperoleh gelar Sarjana dalam Ilmu Adab dan Humaniora, Jurusan Bahasa dan Sastra Inggris.

Gowa, 14 Februari 2023
23 Rajab 1444

DEWAN PENGUJI:

Ketua : Muh. Nur Akbar Rasyid, M.Pd., M.Ed., Ph.D ()
Sekertaris : Ahmad, S.S., M.Litt. ()
Munaqasy I : Dr. Jumharia Djamereng, M.Hum ()
Munaqasy II : Muh. Nur Akbar Rasyid, M.Pd., M.Ed., Ph.D ()
Pembimbing I : Dr. Muh Syukri, S.S., S.Pd., M.Pd. ()
Pembimbing II : Dr. Hj. Nuri Emmiyati, M.Pd. ()
Pelaksana : Sunarty Jafar, S.M. ()

Diketahui Oleh:

Dekan Fakultas Adab dan Humaniora
UIN Alauddin Makassar

Dr. Hasvini Haddade, S.Ag., M.Ag.
NIM. 19750505 200112 1 001

ACKNOWLEDGEMNT

بِسْمِ اللَّهِ الرَّحْمَنِ الرَّحِيمِ

The researcher would like to express her gratitude to Allah SWT for his guidance, blessing, and mercy in completing her Thesis. Sholawat and Salam are always delivered to our prophet Muhammad SAW, his family, his friend, and all his followers.

This Thesis is presented to the English and Literature Department, Faculty of Adab and Humanities of Alauddin State Islamic University of Makassar to fulfill the requirements for the degree S.Hum.

The researcher fully realized that this Thesis could not be finished without any help from the expert and support from beloved family and friends. Therefore, in this opportunity, she would like to express her gratitude to the following people:

1. Prof.Hamdan Juhannis, M.A, Ph.D., the head of Alauddin state Islamic University of Makassar.
2. Dr. Hasyim Haddade, S.Ag., M.Ag., the dean of Adab and Humanities Faculty
3. Dr. Muh Syukri, S.S., S.Pd., M.Pd., and Dr. Hj. Nuri Emmiyati, M.Pd. as her supervisor for their time, help, guidance, correction, and suggestions during completing this Thesis.
4. Dr. Jumharia Djamereng, M.Hum., and H. Muh Nur Akbar Rasyid, M.Pd., M.Ed., Ph.D. as her examiner for their time, help, correction, and suggestion during completing this Thesis.

5. All the lecturers at the English and Literature Department of Alauddin State Islamic University of Makassar who always give motivation, knowledge, and suggestion during my study here.
6. The researcher's parents, brothers, sisters, and aunts who always give her love, prayer, and support during my study.
7. All of the researcher's friends, especially her friend from AG 3-4 of the English and Literature Department, for their friendship, happiness, and support.

Finally, the writer fully understands that this Thesis is still not perfect. Therefore, the critic and suggestions are needed for the progress of the next study. The writer hopes this Thesis can provide an advantage to the English and Literature Department. May god bless us and lead us to the right path. Amin.

Gowa 14 februari 2023

Syamriani

TABLE OF CONTENTS

TITLE PAGE	
THE AUTHENCITY OF THE THESIS.....	i
SUPERVISOR’S APPROVAL.....	ii
APPROVAL SHEET	iii
VALIDITY SHEET	iv
ACKNOWLEDGMENT.....	v
LIST OF CONTENTS	vii
ABSTRACT.....	viii
CHAPTER 1: INTRODUCTION	1
A. Background	1
B. Research question.....	4
C. Research objectives.....	5
D. Significant of Research	5
E. Scope of Research.....	6
CHAPTER II: LITERATURE REVIEW	7
A. Previous Finding	7
B. Pertinent Idea	8
CHAPTER III : RESEARCH METHODOLOGY	25
A. Research Design.....	25
B. Research Respondent	25
C. Data Collection.....	26
D. Data Analysis	30
CHAPTER IV FINDINGS AND DISCUSSIONS	32
A. Findings.....	32
B. Discussions.....	44
CHAPTER V: CONCLUSIONS AND SUGGESTIONS	51
A. Conclusions	51
B. Suggestions	52
BIBLIOGRAPHY	54

AUTOBIOGRAPHY	56
APPENDIX	45
TRANSCRIPT	82



ABSTRACT

Name : Syamriani
Reg. Number : 40300118064
Major : English and Literature Department
Faculty : Adab and humanities
Title : Code-switching of English and Indonesian in Speaking Class at English and Literature Department of UIN Alauddin Makassar
Supervisor I : Dr. Muhammad Syukri, S.S., S.Pd., M.Pd.
Supervisor II : Dr. Hj. Nuri Emmiyati, M.Pd.

This research discussed the use of code-switching by a lecturer in a speaking skill class at English and Literature Department of UIN Alauddin Makassar. The purpose of this research was to identify types of code-switching using Hoffman's Theory and functions of code-switching using Apple and Muysken's theory used by a lecturer in a speaking skill class. This research used qualitative methods and observation as a technique for collecting the data. Descriptive approach to analyze data to know the functions of code-switching and the types of code-switching. The finding showed that there are three types of code-switching occurring in the classroom they are tag-switching, intra-sentential switching, and inter-sentential switching. It is shown that the most dominant type of code-switching used by the lecturer in class AG 3 and AG 4 is intra-sentential switching. The finding showed that there are five functions of code-switching occurred in the classroom they are referential function, expressive function, phatic function, metalinguistic function and directive function. This showed that the most dominant function of code-switching is directive function. The researcher recommends this issue for the next researcher who is interested in code-switching in the classroom to develop our knowledge about the use of code-switching in the classroom. For lecturers, this issue can be a consideration to improve their performance in the classroom during learning and teaching process in the classroom.

Keywords: *code-switching, types of code-switching, function of code-switching.*

CHAPTER I

INTRODUCTION

A. Background

Every country has a language that became its national language, and all people in that country use that language. English is a worldwide language and is used as an international language around the world. According to Tom Graddol (1997), English has become a popular language since World War II ended. After the cold war, people from around the world begin to like English, and now English is the most popular language in the world.

English in Indonesia is an international language that is taught in school from the primary level until university. It means that English is one of the mandatory and essential subjects in the classroom. In formal situations like in the classroom, students also have the Indonesian language as a national language. In the process of learning and teaching in the classroom, especially in English class, there is a situation where a language from native changes to a foreign language. It makes students and teachers become bilingual.

Since another language occurs in the classroom besides Indonesia, it leads to a situation where languages are switched. Switching language happens in bilingualism or multilingualism. The process of switching languages is a phenomenon of code-switching. Code-switching is the process of using two languages at the same time. In Indonesia itself language that often switches to Indonesian is English.

Children and people of mature age sometimes use code-switching in their communication. Code-switching has happened from many years ago until today. Code-switching happens in two aspects. First, code-switching happens naturally in daily conversation. For example, if people live in a bilingual area, they will switch their language in their communication. Second, code-switching happens in the academic field, like in the classroom. For example, if students take an English class, particularly in the first semester, not all the students know English very well, there are some students who still have low skills in English, so it makes their lecturer switch her language to make clear her explanation.

According to Hancock in (Fachriyah, n.d.), "to promote communicative competence, students must get practice in communicative exchanges in the classroom," so in order to be competent in English, the lecturer should do exercises in the classroom. In reality, lecturers use code-switching in delivering material. For example, at English and Literature Department of UIN Alauddin Makassar in speaking class the lecturer did a lot of code-switching. There are many factors that lead lecturers to switch their languages, and one of them is Gumperz. Gumperz argued that code-switching is a conversational strategy. It means that the lecturer uses code-switching to express social meaning and to emphasize an important part. That is why code-switching is a natural phenomenon in language classrooms.

The importance of learning a foreign language is a sunatullah and needed to get higher education as much as possible. We can build communication and relations among human beings. As Allah SWT said in QS. Ibrahim:4:

وَمَا أَرْسَلْنَا مِنْ رَّسُولٍ إِلَّا بِلِسَانٍ قَوْمِهِ لِيُبَيِّنَ لَهُمْ ۖ فَيُضِلُّ اللَّهُ مَنْ يَشَاءُ وَيَهْدِي مَنْ يَشَاءُ
 وَهُوَ الْعَزِيزُ الْحَكِيمُ ۝

Meaning:

And we did not send any messenger except [speaking] in the language of his people to state clearly for them, and Allah sends astray [thereby] whom he wills[649] and guides whom he wills, and he is the exalted in might, the wise.

From QS. Ibrahim:4 above, we can see that it is very important to learn a foreign language. As we are created differently, we have different skin colors, different races, different tribes, and different languages.

Some researchers have conducted a study of code-switching. The study about types of code-switching and the function of code-switching. Aisha Bhatti, Sarimah Shamsuddin, and Seriaznita Binti mat Said (2018) in Language Academy, university Teknologi Malaysia, Malaysia. Conducted research about Code-Switching: "A useful foreign language teaching tool in EFL Classrooms." The researcher focuses on teachers' code-switching. Ridwan Hanafiah, Umar Mono, And Muhammad Yusuf (2020) in Universitas Sumatra Utara, Indonesia, explored "Code-Switching in lecturer students interaction in Thesis Examination A case Study in Indonesia." The researcher focused on both teachers' and learners' code-switching. Sherli Austine, Natalina Asi, And Maria Arina Luardini (2021) in University palangkaraya, Indonesia. Their research about language used in EFL Classroom Interaction: A sociolinguistic study. The researcher focused on both teachers' and learners' code-switching. Ilknur Istifci (2019) in Anadolu University,

The school of foreign languages, Eskisehir 26555, Turkey. His research is about code-switching in tertiary-level EFL Classrooms: Perceptions of Teachers. The researcher focused on teachers' and learners' functions of code-switching. All of that studies revealed that using code-switching will be very helpful in the process of teaching and learning in the classroom.

The researcher thinks code-switching is very important to study. Every people choose to use code-switching for some reason, especially in the classroom some of them may want to show a higher status or some of them have a less word, so they switch their language. That is why the researcher conducted this research to find out the types and functions of code-switching in the classroom.

Based on the previous study above, there is a similarity between the previous study and this study. The similarity is we emphasize analyzing the types and functions of code-switching using the qualitative method as a research method, but in this research, the researcher used different theories to recognize the types and functions of code-switching. In this study, the researcher conducted the research with the title "Code-Switching of English and Indonesia in speaking class at English and Literature Department of UIN Alauddin Makassar."

A. Research Questions

1. What are the types of code-switching used by the lecturer in the speaking class of English and Literature Department?
2. What are the functions of code-switching used by the lecturer in the speaking class of English and Literature Department?

B. Objectives of the study

1. To find out the types of code-switching used by the lecturer in the speaking class of the English and Literature Department.
2. To find out the function of code-switching used by the lecturer in the speaking class of the English and Literature Department.

C. Significance of the Research

1. Theoretically

The research will provide information and can be a reference about code-switching in the learning and teaching process in a classroom and for the next researcher who is interested in code-switching.

2. Practically

The writer hopes this research will be able to give practical significance to the lecturer, students, and as well as the next researcher.

a. For Lecturer

The writer hopes this research can give a lot of information about code-switching in the classroom and help lecturers to improve their performances in teaching English in the classroom

b. For students

The writer hopes by this research, students can learn more about code-switching and understand the importance of using code-switching in acquiring a second language.

c. For the upcoming researcher

The writer hopes this study is going to be very helpful for the next researcher who wants to examine the same topic but in different fields.

D. Scope of the Research

This analysis focused on analyzing code-switching used by the lecturer in the process of teaching and learning. The object of this study was a lecturer who was teaching speaking skills in the first-semester students of AG 3 and AG 4 in English and Literature Department of Alauddin State Islamic University of Makassar. The researcher used the theory from Hoffman (1991) to identify the types of code-switching and the theory from Apple and Muysken (1987) to identify functions of code-switching. The researcher chooses this object because this major is where bilingualism happens. The lecturer used a lot of code-switching during the learning and teaching process in the classroom.

CHAPTER II

LITERATURE REVIEW

A. Previous Findings

These are some previous studies related to this topic:

First, Aisha Bhatti, Sarima Shamsuddin, and Seriaznita Binti Mat Said (2018), in their study titled Code-switching: “A Useful Foreign Language Teaching Tool in EFL Classrooms.” In this research, researchers focused on examining the type of code-switching and the function of code-switching in EFL speaking skill classes. This study used a qualitative research design method. The result revealed that three types of code-switching in this study were found based on the theory of poplack they are tag-switching, intra-sentential code-switching, and inter-sentential code-switching. Theory of the function of code-switching by Jakobson (1960) and Halliday et al. (1964). Teachers used code-switching to maintain discipline, interpret new words, increase solidarity, and make a good connection with their students before and after a lesson.

Second, Ridwan Hanafiah, Umar Mono, and Muhammad Yusuf (2020), in their research Titled “Code-Switching in Lecturer-students’ interaction in Thesis examination A Case Study in Indonesia.” The purpose of this study is to find out the types and functions of code-switching. This study used qualitative content analysis as a research design. The result revealed that three types of code-switching are found in this study according to Poplack’s theory which are tag-switching, intra-sentential switching, and inter-sentential switching, and the most dominant type of code-switching is intra-sentential switching. The functions of code-switching in the

interaction are to translate, entertain, emphasize, make an inference, clarify, explain, ask, check, give a response, give a discussion, and repeat.

Third, Eliya Murtafiah (2017) in her research, titled “An Analysis of teacher’s code-switching practice in the process of teaching English at SMAN 2 Padang Cermin in the academy year of 2016/2017”. The purpose of her study was to point out the types of code-switching, the function of code-switching, and the language involved. This study used the descriptive qualitative method. The result of this research revealed that three types of code-switching were found according to poplack they are inter-sentential switching, intra-sentential switching, and tag-switching. Three functions of code-switching by Mattson and Burenhult were found in this research they are topic switch, affective function, and repetitive function

1. Pertinent idea

a. Sociolinguistics

When people want to communicate with other people, of course, they need a tool which is language. When we talk about language, we talk about linguistics. Linguistics is a science that study about a language. People are able to speak more than one language using code-switching. Code-switching cannot be separated from linguistics. As stated by Sharon and Caroline (2011), the socio in “sociolinguistic specifies that we examine how language is used in the social context at how it is used if people relate to one another on interpersonal levels and in the larger class, cultural, national, and international levels.

Sociolinguistics is a branch of linguistics that observes the connection between language and humankind. How language is used in communication is

influenced by social factors such as gender, age, and social class. Sociolinguistics is about speak differently in different social contexts and how language is used to deliver meaning to others. It means that we have to know how to use language in different situations. We must use language that is suitable for our environment so that the message that we try to deliver will be accepted by people around us.

An aspect of identity and social background were indicated through how other people talk with other people. People can know who we are, where we are from, and what social experience we ever had in our life. Language provides different ways to say the same thing, such as greeting people, complimenting people, and giving information to other people. It is all based on social status, gender, and age.

Sociolinguistics also has different types of linguistic variation that we can use to express ourselves. It can be in the form of vocabulary, sound word-structured, and grammar. Sociolinguistics uses the term variety of code. Variety is a part of the linguistic form used under the circumstance. That involves dissimilar accents, dissimilar linguistic modes, dissimilar dialects, and dissimilar languages which contradict each other for social reasons.

b. Bilingualism

According to Mackey (1968), “Bilingualism is a behavioral pattern of mutually modifying linguistic practices varying in degree, function, alternation, and interference. Bilingualism is not a phenomenon of language. It is characteristic of its use”. While Myers (2006), bilingualism is the term for speaking one or more

languages. They use their two languages with different people, in different contexts, and for different purposes.

From the definition above, the researcher can construct that bilingualism is a community where people can speak many languages. People who are capable of speaking two languages or more are called bilingual. Bilingual people will combine the use of language both their native language and foreign language in communication. For example, Indonesian people combine the Indonesian language and the English language when they communicate with other people. Bilingualism can be caused by the environment. If we live in a bilingual environment and then we also can be bilingual, even children may also become bilingual by learning languages in two different social settings.

Weinreich (1989) classified types of code-switching into three types which are: compound, coordinate and sub-coordinate

1) Compound bilingualism

It means that people learn two languages in the same situation. For instance, if a child is raised by parents who are able to speak two or more languages at home, it will stick in the child's mind that languages can be switched even when speaking.

2) Coordinate Bilingualism

It shows that people learn two languages in different contexts and situations. For example, when students speak one language at home, use the native language that they get from their parents, and then learn a second language at school. They speak English only at school.

3) Sub-coordinate Bilingualism

In this part, one language is faster than the other one. Which one of the languages has been acquired first. For example, two Italian boys whose mother always speaks English to them and who have always attended the English language.

c. Code-Switching

Code-switching is part of sociolinguistics. Wardhaugh (1998) states that code-switching is a strategy of using two or more languages in the same utterance. It means that code is a variation of language used by people in a community depending on the background of the listener and speaker, or it depends on the condition or situation where the conversation takes place.

When people in their conversation use the Indonesian language, they change to the English language to keep the conversation continuing. For example, people say, "Sepanjang hari ini saya hanya kerja I'm so tired. This phenomenon we called code-switching. Code-Switching happens in the bilingual area, and even children can use code-switching if they live in a bilingual area.

d. Types of Code-Switching

Code-Switching contains several rules on how to switch between languages. Below is an explanation of several theories about types of code-switching.

As maintained by Poplack (1980), code-switching has three types they are tag switching, intra-sentential switching, and inter-sentential switching. The following explanation about types of code-switching:

1. **Tag switching**

Tag switching is when someone who is bilingual puts some short expression from one language into another language in one sentence. This type of code-switching is very simple since there is just a little bit of risk of grammar rules. These are some of the patterns of tag-switching used in Indonesia and English. For example: “you know, aku sudah sangat lapar”.(Virginio, 2018).

2. **Inter-sentential switching**

Inter-sentential switching is when bilinguals use finished sentences. Inter-sentential switching is when people say the full sentence in a foreign language is uttered between two sentences in a base language. Where one clause or sentence is spoken in the first language and the other sentence is spoken in a foreign language in one utterance, and the other clause is in one utterance. For Example: “If a Javanese said or Malay said, ya, sila masuk kita duduk sama makan sama”.(Hanafiah et al., 2021).

3. **Intra-sentential switching**

Intra-sentential code-switching is when a sentence contains a word or phrase from a foreign language. For example, “No, no, you don’t talk about that padahal disana juga also studies about.” (Hanafiah et al., 2021)

Hoffman (1991) categorized code-switching into four types they are inter-sentential switching, intra-sentential-switching, tag switching, and establishing continuity with the previous speaker.

1. **Inter-sentential switching**

Inter-sentential switching occurs if the speaker switches from one language to another between different sentences. Utterance begins with a full sentence in one language and then continues with a full sentence in another language. Code-switching happens after the sentence in the first language has been completed and the next begins with a new language. For example:

An adult Spanish-English bilingual

“ Tenia Zapatos blancos, un puco, **they were off-white, you know**”

2. **Intra-sentential switching**

It happens when words or phrases from another language are put into a sentence of the first language. That sentence is made up of two languages.

For example,

Spanish-English Bilingual:

“I started going like this. **Y luego decia (and then he said)** look at that smoke coming out of my fingers”

French-English Bilingual:

“ **Va chercher marc (go and fetch marc)** and bribe him **avec un chocolate chaud (with hot chocolate)** with cream on top

In the first example, the speaker began with English and then put a Spanish phrase into his utterance.

3. **Tag-switching**

The third type of code-switching is tag-switching. In this type where exclamation, tags, and parenthetical comments in a language contrasting from the other sentence are included. Appel and Muysken (2006) said English tags such as “you know,” “I mean,” and “right.” This type of code-switching is very simple. For example, an adult Spanish-American Speaker: “....oh! **ay!** It was embarrassing! It was very nice though, but it was embarrassing.”

“hay cuatro sillas rotas y’ (there are four broken chairs and’) **prou!** (that’s enough).”

The first example, “ay” is an exclamation, and the second example, “prou” is a tag.

4. **Establishing continuity with the previous speaker**

This type happens to continue or to respond to the utterance of the previous speaker. People keep speaking the language as a consequence of the trigger result. For example, a Catalan speaker responds to a Spanish speaker who said

“Y se Van a Molester No? No tienen por que (they are going to be annoyed, aren’t they? There is no reason why they should).”

“bueno! Si que tienen por que (well! They do have a reason)”

“O Sigui, O I encenen amb nosaltres o....(I mean either they have the bonfire or.....).”

Catalan speakers switched their language to the Spanish language to respond to the Spanish speaker. Once it was done, Catalan speakers continued in Catalan.

e. Function of Code-Switching

There are many theories related to the function of code-switching one of them is the Gumperz theory. As maintained by Gumperz (1982:75-81), there are six functions of code-switching those are:

1. Quotation

People occasionally like to quote a good expression. Those quotes may come from a different language, so they will switch it. If someone hears a good expression from another language and they want to use that language too, they will quote that word and put it into their language, for example, Aku doakan Semoga kamu berhasil ya, good luck! From this example, we can see that good luck is an English expression, and people use that expression along with the Indonesian language.

2. Addressee specification

This type of function is to give or attract the listener's attention to what the speaker said. This type is always used by students when giving a presentation in the classroom with the subject speaking for academic presentation.

3. Interjection

An interjection is a word or language that people use to convey their feeling or their emotion. Generally, we can find it in the form of words.

Usually, an interjection is not a full sentence, but it can represent the whole meaning of that sentence. For example, “Dia bisa saja menjadi orang yang jahat who knows?”

4. Reiteration

Commonly a meaning in one code is replicated in the other code, either literary or modified in different structures in order to make clear what is said or to highlight meaning. For example, di masa pandemi seperti ini kalian harus tetap menjaga kesehatan, oke? Keep healthy ya! In this example, the speaker repeated his words by switching them to English. So the function of this code-switching is to purify what the speaker has said earlier.

5. Message Qualification

Another function of switching language is qualifying the message. This function is to limit what the speaker says. The speaker uses this code-switching because he wants to convince the listener that the listener understands what the information that speaker means.

6. Personalization or objectification

Code-Switching can be utilized to mark personalization or objectification. By switching to the other codes, a speaker strives to convey his knowledge about the topic that is being discussed.

Appel and Muysken (1987) explain six functions of code-switching they are referential function, directive function, expressive function, phatic function, metalinguistic function, and poetic function.

1. Referential Function

Appel and Muysken (1987) stated that this function is because it often involves a lack of knowledge of one language or a lack of facility in that language on a certain subject. Certain subjects may be more appropriately discussed in one language, and the introduction of such a subject can lead to a switch. This function of switching is the one that bilingual speakers are most conscious of. When asked why they switch, they tend to say that it is because they do not know the word for it in the other language or because the language chosen is fitter for talking about a given subject. This reveals that people have fewer words stuck. For example, “Sarapan sempurna with Sandwich, omelet n orange juice.....yummy” in (Rosen et al., 2015). Another example is “what do you have to do? One more *kanji*? (One more Chinese character?)” in (Taura, Hideyuki, (1996) A comparative study of Japanese/ English bilingual code-switching in three different domains). In this context since Emilee moving to Australia Emilee has absorbed English quickly, and she can hardly construct sentences in Japanese anymore. Emilee seems to switch codes in facing culture/language-specific words. Another example is “Kamu selalu *mention* aku” in (Wan Rusli et al., 2018). The word mention is more appropriate than meyebutkan.

2. Directive Function

The purpose of the directive function is to involved or to keep out someone from a discussion. This function habitually occurs if people want

to discuss about private things and they don't want to let other people know. The directive function also occurs when more than one person is capable of speaking both languages Indonesian and English, and then the other person who just speaks Indonesian approaches and joins the discussion. So, the speakers switch their language from English to Indonesian. Apple and Muysken (1987) give an example of many parents trying to speak a foreign language when they do not want their children to understand what is being said. Roman Jakobson (1960) said that this function is to persuade, to ask or to command someone to do an action.

3. Expressive Function

An expressive function is used by people when they use more than one language to indicate their self-identity or demonstrate feelings, tenderness, or sensation. The sensation can be in the form of satisfaction, misery, or exasperation. For example, "**It's become another problem so sad world** sih sebenarnya" in (Studi Sastra Inggris Fakultas Bahasa Asing et al., 2021) In this example, the speaker used the English language to express her feelings and then switched to the Indonesian language. Roman Jakobson (1964) said expressive function is to send our emotions or our feelings.

4. Phatic Function

This function is to indicate a change of tone show emphasizes parts of the conversation that are important. Such as an activity, meeting, or

announcement. When Jamaican fragments are inserted into an English context, the main function seems to be that of highlighting the information conveyed. For example : **Anyway**, gue pengen tau lu di Surabaya itu bagaimana sekarang? In (Ni Kadek Felia Gita Dewi¹, Ni Wayan Suastini², I Gusti Agung Sri Rwa Jayantini, 2021). Another example is “Eh, sudah-sudah. Awat yang asyik bergaduh Hmm, **ma pissed off** dah ni.” In (Stapa & Khan, 2016).

5. Metalinguistic Function

The metalinguistic function aims to offer comments on another language. According to Appel and Muysken (1987), it is used to comment directly or indirectly. One example of this function is when speakers switch between different codes to impress the other participant with a show of linguistic skills, this function is to report speech that has been said by a person in a different language. For example, “Nothing is permanent **ngak ada yang abadi**” in (Studi Sastra Inggris Fakultas Bahasa Asing et al., 2021). Another example is in (Wan Rusli et al., 2018) “You running, **lu lari**” The Malay phrase ‘lu lari’ is translated as ‘you running.’

6. Poetic Function

The poetic function is frequently utilized for funny stories, songs, and poetic references. For example, if people in Indonesia observe a comedy movie from another country and then imitate the funny side of that scene in English in the absence of translating it into the Indonesian language. Another function is to quote. To quote what other people said, literature

utterances like the lyrics of the song, rhyme of Poetry, and novels also quote from companies or organizations. For example, “You better diet. heh heh. Later, you have to throw all your clothes. If not, **jadi sarung nangka!** heh heh.” In (Stapa & Khan, 2016). It is a conversation between mother and son. The son used the word “sarung nangka which mean “too tight” to tease his mother.

To support the theory of function of code-switching the researcher used theory function of language by Roman Jakobson (1960). Roman Jakobson stated there are six function of language they are referential, phatic, poetic, emotive (expressive), conative (directive) and metalingual.

1. Referential Function

This function is used to provide information. The function of language is used to transfer information. This function is to send information to others.

2. Phatic Function

Roman Jakobson stated that this function is to keep the communication. This function of language is used to begin or to end a conversation or to check the connection between the speaker and the listener.

3. Poetic Function

The poetic function appears when the focus is on the message, marked in conversations by the use of figurative language. Figurative language concerns the use of metaphor, alliteration, onomatopoeia, idioms, irony and oxymorons, among others.

4. Emotive Function (expressive)

The emotive function reflects the attitude or mood of the addresser towards the information being communicated. The message can be perceived as conveying emotion, such as anger, anticipation, joy and sadness.

5. Conative Function (directive)

A conative message would make the addressee react by performing a verbal act. Conative function or directive function is to persuade, to ask or to command someone to do an action.

6. Metalingual Function

The metalingual function is used for clarifications the concepts in the conversation. The metalingual function appears when we need definitions, as well as ambiguity resolution, clarifying the vocabulary or more general concepts. Roman Jakobson (1964) and Halliday (1982) said metalinguistic function is when speaker use one language to discuss or to talk about language itself.

f. Why code-switching is important

One of the best ways to learn a new language is by getting used to that language. If you live in a country that doesn't speak your language, the first time it is going to be hard but after a long time you will get used to that. In the classroom, especially in English class, lecturers usually use two languages in delivering material or giving an explanation to their students. This is what we call code-switching. Code-Switching occurs in bilingual classrooms. The use of code-switching in the classroom can motivate students. Students can freely express their

opinion. A teacher who uses code-switching is not usually aware of the function of code-switching. It just happens naturally. However, it is very important to prepare some basic functions that may be beneficial for English learners. Some teachers use code-switching because they want to motivate their students to focus more on the target language, and some teachers use code-switching spontaneously.

The use of code-switching in the classroom is considered an appropriate way to teach students. Especially in English class, a teacher may think that using full English in the classroom can't help students understand the material. So using two languages can make students understand the material easily.

g. Teaching English as a Foreign Language in the Classroom

English is a worldwide language. It is a common statement. English has become a second language for some countries. In Indonesia, English is a foreign language. English has become one of the compulsory subjects in school from junior high school until university. Some schools required their students to learn English. Teachers/lecturers need to create some fun ways when teaching English so the student will be enthusiastic to learn English. The teacher needs to create a good atmosphere in the classroom so the student won't get bored when learning. One of the best ways to create a good atmosphere is by using code-switching in teaching English. It will motivate our students to learn English since English is not our native language. Interaction plays an important role in the teaching and learning process. Therefore English teachers/lecturers have to make a good interaction with their students. In the classroom teachers/lecturers produce many words because they

deliver material to their students. Using code-switching is very helpful to bust up the mood of students. using the code English-Indonesia will help their students to improve their English instead of just giving them an explanation about grammar and after that teacher leaves the class. So teaching English using code-switching is a very good way to do it. The students will be amazed and try to imitate what their teachers have done and directly their English speaking will improved. Students can acquire a second language from several sources.

According to Ellis (1994), One of them is in the classroom. Students can get their second language depending on where the students take place in learning and their social situation. In this theory of second language acquisition, the researcher wants to focus on teacher talk. Teachers adjust their speech by labeling second language learners in the classroom in several ways so that they are sensitive to their learner's general proficiency level. Teacher talk has drawn attention because it has a very big effect on learners' comprehension which has been hypothesized to be important for second language acquisition.

In the learning and teaching process, the teacher produces many words. A teacher is an input source for the student. Teachers use English and Non-English to communicate with their students. There are two functions of teacher talk, the following function of teacher talk:

- Teacher talks as a pedagogical function

The function of Teacher talk is pedagogical so that students can take it as a learning. The teacher gives input to students. So that students can acquire the second language

- Communicative purpose

Teacher talks in the classroom can function to build social relationships between students and teachers.



CHAPTER III

RESEARCH METHODOLOGY

A. Research Design

This study used a qualitative research design. According to Miles, Huberman, Seldana (2014), “Qualitative research is conducted through intense and/or prolonged contact with participants in a naturalistic setting to investigate everyday and/or exceptional lives of individuals, groups, societies, and organizations.”

According to Creswell, (2009), qualitative research is used to know human and social problems. The researcher will report the result of the research based on the data in the field. This method was used to analyze and describe code-switching in the classroom.

B. Research Participant

The participant of this study was a lecturer who was teaching speaking skills in the first-semester students of AG 3 and AG 4. The researcher chose this object because it is a school/college of the researcher. In this major, bilingual always happens in the classroom. The researcher experienced it during studying there. The researcher found that in this class, the lecturer used a lot of code-switching. It would be easy for the researcher if conduct research there.

C. Technique in Collecting Data

To collect the data, the researcher did three times observations in a classroom in class AG 3 and AG 4. The observation technique is observing and listening to the teaching and Learning process without the researcher participating in the talk of the learning and teaching process. In this case, the researcher watched how the lecturer delivered the material to the student using code-switching and how the respond of students. The researcher observed the teaching and learning process until the class ended. The researcher recorded the interaction between students and lecturers in the classroom. The researcher used a recording application on a handphone to record.

D. Instrument of the Research

The instrument of this research is the observation guide. The observation guide is an outline provided to help the researcher during observation. It reminded the researcher about the important part of the research. The observation guide helps the researcher to focus. The researcher made a table and classified types and functions of code-switching and put indicators for each type and function of code-switching. It made researchers easy to identify the types and functions of code-switching in the classroom. This is the observation guide in the form of a table to identify types of code-switching.


Indicator	Characteristic	Utterance
Tag-switching	<ul style="list-style-type: none"> • Put some short expressions from another language to another language, 	“.... oh! ay! It was embarrassing

	<ul style="list-style-type: none"> • A tag such as you know, I mean, right. • It doesn't have to be always in the form of a question. 	
Inter-sentential switching	<ul style="list-style-type: none"> • Utterance begins with full English and then continued with English sentences. • After the first utterance has been completed and the next begins with another language. • It has to be in one utterance 	<p>Tenia Zapatos blancos, un puco, they were off-white, you know"</p> <p>(Spanish-English)</p>
Intra-sentential switching	<ul style="list-style-type: none"> • Words or phrases from another language are put into a first language • We can put a word at the beginning, middle, or at end of the utterance 	<p>"I started going like this. Y luego decia (and then he said) look at that smoke coming out of my fingers".</p> <p>(Spanish-English)</p>
Establishing continuity with the previous speaker	<ul style="list-style-type: none"> • To respond to the utterance of the previous speaker 	<p>"bueno! Si que tienen por que (well! They do have a reason)"</p>

	<ul style="list-style-type: none"> • Trigger effect of the previous speaker. 	<p>“O Sigui, O I encenen amb nosaltres o....(I mean either they have the bonfire or.....)”</p>
--	---	---

This is the observation guide in the form of a table to identify the function of code-switching

Indicator	Characteristic	Utterance
Referential Function	<ul style="list-style-type: none"> • If people more familiar with a foreign language than their own language such as download (mengunduh), update (memperbarui) etc. • Reveal that people have fewer words stuck 	<p>Download (mengunduh) Update (memperbarui)</p>
Directive Function	<ul style="list-style-type: none"> • To involve or to keep out someone from a conversation • To talk about something private and don't want other people to know. 	<p>M : The Hunger Games movie is quite good. I like the character played by Jennifer Lawrence. N : Ah, the one who played as Katniss</p>

		<p>Everdeen. Yeah, I like her as well. She seemed so natural. L : Hai seru banget kayanya. Lagi ngomongin apa? M : Eh dari mana aja? Kita nungguin kamu.</p> <p>N : Kamu udah nonton Hunger Games belum?</p>
Expressive function	<ul style="list-style-type: none"> • Used to demonstrate sensation. The sensation can be in the form of misery or exasperation. 	<p>It's become another problem. So sad world sih sebenarnya”</p>
Metalinguistic Function	<ul style="list-style-type: none"> • Give a definition of another language • When the lecturer gives you an instruction in English and he says it back in Indonesia to make sure that you understand. 	<p>Nothing permanent. Nggak ada yang abadi</p>

Phatic Function	<ul style="list-style-type: none"> • A change of tone 	<p>Anyway, gue pengen tau, lu di Surabaya itu bagaimana sekarang?</p>
Poetic Function	<ul style="list-style-type: none"> • To make a joke in the English language. • To make a joke without translating it into the Indonesian language it may sound funny in English but in Indonesia, it is not funny at all. • It is similar to the quote. 	<p>You better diet. heh heh. Later, you have to throw all your clothes. If not, jadi sarung nangka! heh heh.”</p>

E. Data Analysis

The researcher analyzed the data by using the qualitative method. According to Matthew B.Miles, A.Michael Huberman, and Johny Seldana (2014), analysis data consist of three namely data reduction, data display, and concluding and verifying

1. Data reduction

As maintained by Miles, Huberman, and Saldana (2014), data reduction refers to the process of focusing, selecting, abstracting, and transforming the data

that appear in written-up field notes or transcription. Data reduction happens continuously, even before the data is collected. The researcher while doing observation, the researcher began to do data reduction. The researcher reduces all the data from the field, which is not relevant to answer the research question.

2. Data Display

After data reduction, the next step is data display. In this step, the researcher categorized the data from the utterance of the lecturer and put them into the right categories. In this stage, the researcher displays the data in the form of a table and gives an explanation of each type and function of code-switching that the researcher got from observation. In this step, the researcher knows what is happening either the researcher will draw a conclusion or the researcher still need data and move on to the next analysis. Data display is very helpful for the researcher to know what happens in research and help the researcher to conclude.

3. Concluding and Verifying

The final step of data analysis is conclusion drawing or verification. The researcher will be able to write a culmination based on the focused research. After the researcher got data from the data display and then the researcher made a conclusion based on the focus of the research.

CHAPTER IV

FINDING AND DISCUSSION

This chapter included findings and discussion. In finding the researcher presented all the results that have been found in the speaking skill class at AG 3 and AG 4 at the English and Literature Department of UIN Alauddin Makassar. The results were divided into two, types of code-switching and functions of code-switching.

A. FINDINGS

This chapter offers finding in order to answer the research question which are types of code-switching by Hoffman's theory (1991) like tag-switching, inter-sentential switching, intra-sentential switching, and establishing continuity with the previous speaker. Functions of code-switching are stated by Apple and Muysken (1987), like referential function, directive function, expressive function, phatic function, metalinguistic function, and poetic function.

1. Types of code-switching used by the lecturer in the speaking class at English and Literature Department of UIN Alauddin Makassar

According to Hoffman (1991), there are four types of code-switching they are tag-switching, inter-sentential switching, intra-sentential switching, and establishing continuity with the previous speaker. This research revealed only three types of code-switching they are tag-switching, inter-sentential switching, and intra-sentential switching.

a) Tag Switching

Hoffman (1991) said in his book tag-switching happens when a speaker puts some short expression, exclamation, interjection, or tag into another language. The research focused on the code-switching of English and Indonesian used by the lecturer at English and Literature Department of UIN Alauddin Makassar. Tag-switching frequently appeared 18 times in the classroom. The following extracts of the lecturer's utterance containing tag-switching:

Extract 1

“You need to pick **yah**”

In extract 1 above, the lecturer began her utterance in English language and put a tag at the end of her utterance. “**yah**” is an Indonesian word which a meaning similar to “**okay**” in English in this context “you need to pick **yah (you need to pick okay)**.” In this situation, the lecturer put this tag to emphasize what she just said and tried to get students' responded.

Extract 2

“**Ohh Iya** later you will have a mid-term but later not today”

In extract 2 above the lecturer put a tag at the beginning of her utterance. “**Ohh Iya**” is an Indonesian word that she used as a tag “**Ohh Iya** later you will have a mid-term but later not today (**well later you will have a mid-term but later not today**)”. From this context, the lecturer used this tag to emphasize

what she want to say and want to get students' attention so her students will focus on what their lecturer said.

Extract 3

“There are few of you not many can't speak English or can't speak English fluently, **paham?**”

Extract 3 above is an example of tag-switching. From this example, the lecturer began her utterance in English and end it with an Indonesian word. The word “**paham**” can be said as a tag. She put this tag at the end of her utterance to emphasize what she just said and tried to get a responded from her student.

b) Inter-Sentential Switching

Hoffman (1991) said in his book this type of code-switching happens when speakers said a full sentence in one language and switch their language to another language with a full sentence. The research focused on the code-switching of English and Indonesian used by the lecturer in English and literature department of UIN Alauddin Makassar. Inter-sentential switching frequently appeared 70 times in the classroom. The following extracts of the lecturer's utterance containing inter-sentential switching.

Extract 1

“In speaking test you will be given a word and make a sentence or even story **itu untuk melatih kemampuan kalian membuat kalimat (In speaking test you will**

be given a word and make a sentence or even story it is to train your ability to make a sentence)”

From this utterance, the lecturer began her utterance in the Indonesian language by saying a complete sentence and switched her utterance to the English language with a complete sentence. The lecturer switched her language to make her explanation easy to be understood by the students so the lecturer didn't speak fully in English.

Extract 2

“Satu orang buat satu ukur 4x4. We will have the same size. If you cannot draw it's okay. Jika kamu tidak bisa gambar tidak apa-apa yah (one person make one card with the size 4x4 we will have the same size if you can't draw it is okey)

This is an example of inter-sentential switching the lecturer used the Indonesian language at first with a complete sentence and then she switched her language to the English language. The lecturer switched her language to make sure that the instruction she was trying to convey was understood by her students.

Extract 3

“It is a simple thing kamu harus banyak belajar di rumah (It is a simple thing you have to learn more at home)”.

From this example, the lecturer put a foreign language with complete sentences into her first language with a complete sentence as well. The lecturer

switched her language to make students understand what she said because not all students in the first semester have good English skills.

Extract 4

“I need you to make a story from this picture **kan ada yang belum atau mau yang minggu lalu (I need you to make a story from this picture, it is not finished yet or do you want one last week)**”.

This is also an example of inter-sentential switching. The lecturer alter her utterance in English after she said a complete English sentence she changed her language to the Indonesian language. The lecturer switched her language when she felt that the instruction was difficult to be understood

c) Intra-Sentential Switching

Hoffman (1991) in his book said intra-sentential happens when speakers put a word or phrase to another language. The researcher focused on the code-switching of English and Indonesian used by the lecturer at English and Literature Department of UIN Alauddin Makassar. Intra-sentential switching frequently appeared 149 times in the classroom. The following extracts of the lecturer’s utterance containing intra-sentential switching

Extract 1

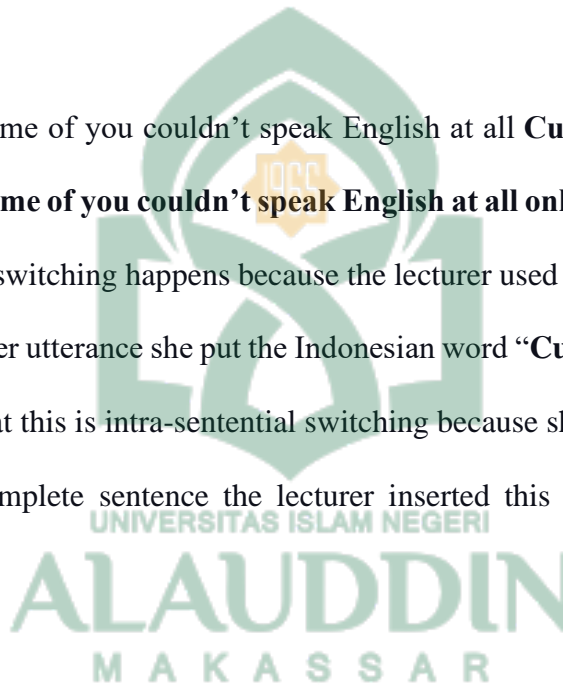
“ Jadi yang Belum bikin **childhood** bikin yah **childhood memories (so those who haven’t made a childhood make it now)**”.

From this utterance, we can see that the lecturer said her utterance in Indonesian but she put a word and phrase to her utterance. The lecturer inserted English words into her utterance to emphasize what the students had to do.

Extract 2

“There are also some of you couldn’t speak English at all **Cuma ehmm...ehmm** (**There are also some of you couldn’t speak English at all only ehmm,,,ehmm**).

This code-switching happens because the lecturer used an English sentence and at the end of her utterance she put the Indonesian word “**Cuma ehmm..ehmm**. So it could be said that this is intra-sentential switching because she just put a word at the end, not a complete sentence the lecturer inserted this word to give more explanation.



Extract 3

“**Ada yang** cannot even speak I don’t know whether you are nervous a river, a man, kids **itukan begitu yah (there are who cannot even speak I don’t know whether you are nervous, a river, a man, kids just like that)**”.

The lecturer put an Indonesian word at the beginning of the sentence and continued with a long English sentence and then she ended her utterance by inserting an Indonesian word. The lecturer switched her language to highlight what she wants to say and what she just said.

Extract 4

“There is a boy on his father’s shoulder **pundak yah (there is a boy on his father’s shoulder, shoulder okay)**”.

This is also another example of intra-sentential switching that happens in a classroom. As we can see the speaker presented her utterance in English first and finished her utterance with an Indonesian word. The lecturer switched her language to give more explanation.

2. Functions of code-switching used by the lecturer in the speaking class at English and Literature Department of UIN Alauddin Makassar

According to Appel and Muysken (1987), there are six functions of code-switching they are referential, directive, expressive, phatic, metalinguistic, and poetic functions. This research revealed only five functions they are referential, expressive, phatic, directive and metalinguistic function.

a) Referential Function

Apple and Muysken (1987) said in that book people tend to switch their language because they don’t know that language in their own language or because the language chosen is fitter in a given subject. Roman Jakobsen (1960) stated this function also to provide information. Referential function frequently appeared 23 times in the classroom. The following extracts of the lecturer’s utterance containing referential switching

Extract 1

“Jadi cerita-cerita itu ditulis di **past tense** (**so those stories are written in past tense**)”

In this data, the speaker began her utterance in the Indonesian language and then she used the English language. Since it is happen in English class so the word “*past tense*” is more common to say in this community than “*masa lampau*”. that is why the lecturer used referential function. This utterance also used by lecturer to give information to her student.

Extract 2

“Kalau alasanya **nervous** atau tiba-tiba **blank** (**if your reason is nervous or suddenly blank**)”

We say that this is a referential function because the word “**nervous**” and “**blank**” is an English word that people more familiar with and use that word more often than in their own language. She put the English word “**nervous**” instead of “**groggi**” in the Indonesian language and she put the word “**blank**” which is also an English word instead of her own language “**kosong**” to her utterance.

Extract 3

“*AC nya bekerja atau tidak*”

The speaker put the English word in the Indonesian language which are “**AC**” as we know that AC is an English word it is a short form of air conditioner and many people are familiar with that word.

b) Expressive Function

This function happens when speakers switch the language in their utterances. This happens to demonstrate our feelings. The expressive function happens when the speakers want to express or show their feelings. In this function, the researcher found only 3 utterances that are categorized as expressive functions. The lecturer used the word “*oh my god*” to use this function. 3 utterances used this word to show expressive function.

For example:

“*Tidak ada yang tau oh my god (No One know? Oh my god)*”

The speaker began her utterance in Indonesian language and finished with an English expression. She used “*oh my god*” to express or to show her feeling. She felt surprised by her students because no one can answer her question. Although she asked a simple question but her students couldn’t answer it.

c) Phatic Function

This function is used to show a change of tone and emphasize an important part of the conversation. Apple and Muysken (1987) in the book said that the function of this is to highlight the information conveyed. Phatic function frequently appeared 15 times in the classroom. Following the extracts of the lecturer’s utterance containing phatic function.

Extract 1

“Please pay attention **yang di belakang** pay attention (**Please pay attention at the back seat pay attention**)”.

From this utterance we can see that the lecturer began her utterance in English she asked her students to pay attention but some students especially students who sat at the back didn't pay attention to their lecturer. That is why the lecturer then switched her language to Indonesia with rising her tone she said "**Yang di belakang**" to emphasize whom did she mean.

Extract 2

"Louder please **yang lain** please be quiet (**louder please the others please be quiet**)"

This example is similar to the previous example. The lecturer began her utterance in English. She asked their students to read their story out loud so she said louder please in a normal tone but some students keep making noise. That is why she switched her language to Indonesian language and rising her tone. She said "**yang lain**" to emphasize whom did she mean.

Extract 3

"**kalau cuman** sentences you don't need to study but you need to make a good and correct English"

The example above shows that the lecturer used the phatic function because it rise the voice of the speaker to emphasize what she want to say and to begin what she want to say by saying the word "kalau cuman" the lecturer began her utterance in Indonesian she used the word "kalau cuman" to give a sign she want to explain something and then switched to English language to keep the conversation.

Extract 4

“ **Ohh iya** later you will have a mid-term but later not today”

Example above is a phatic function because the lecturer began her utterance by put an Indonesian tag at the beginning of her utterance she said the word “Ohh iya” by rising the tone of her voice to emphasize what she was going to said and also it is a sign that she want to begin her utterance

d) Metalinguistic Function

The metalinguistic function happens when speakers give comments on another language. they repeat what she said in another language. Metalinguistic function frequently appeared 71 times in the classroom following the extracts of the lecturer’s utterance containing metalinguistic function:

Extract 1

“Who didn’t join the mid-term yesterday? **Ada lagi yang belum ikut?**”.

The lecturer said her utterance in English language and then she switched to the Indonesian language with the same meaning to make sure that students understand what the lecturer has said.

Extract 2

“Do you have a marker? **ada spidol?** each one of you make a sentence out of the picture **masing-masing kalian membuat kalimat**”.

The lecturer asked her students in English and suddenly repeated her question in the Indonesian language after that the lecturer give instructions in English and repeated what she said in the Indonesian language to make her students understand what she said.

Extract 3

“Which one do you make? Yang mana yang kamu bikin?”

This utterance shows that the lecturer used the metalinguistic function to make clear what she said. She said her utterance in English and repeated what she said in Indonesia so, the students can understand what she said.

e) Directive Function

According to Apple and Muysken (1987) this function is to involve or to keep out someone from conversation. This function also to command or to persuade someone to do an action. Directive function frequently appeared 93 times in the classroom following extracts of lecturer’s utterance containing directive function.

Extract 1

“Ambilkan nanti LCD yah untuk listeningnya”

Extract 1 above is the example of directive function, the lecturer began her utterance in Indonesian language by asking her students to take LCD. She want her students to do an action based on her command.

Extract 2

“ Do you have a card kartunya yang minggu lalu”

Extract 2 above is the example of directive function, the lecturer began her utterance in English and then switch to Indonesian language because the lecturer realize not all students in the classroom have the same level in English skill. The main function of this switching is to involve some students who are still low in English.

Extract 3

“ Yang sudah bikin ini future what do you want to be in the future what do you want to do in the future”

Extract 3 above is the directive function. The lecturer began her utterance in Indonesian and then switch to English. This function served two purpose the first it is to command students to do an action. The lecturer ask her students to do their assignment. The second it is to involve students similar to the extract two because there are some students who are still low in English that is why she switched her language.

B. DISCUSSION

1. Types of code-switching used by the lecturer in the speaking skill class at English and Literature Department of UIN Alauddin Makassar

a) Tag Switching

The researcher found this type is the less dominant type that occurs in the classroom. The reason the lecturer used this type is to emphasize what the speaker

just said. The most dominant tag-switching found in this research is “yah” for example:

“You make one by one yah (you make one by one okay)

b) Inter-Sentential Switching

This type of code-switching used by the lecturer occurs in the classroom for some reasons. First, this type mostly occurs as a repetition. She explain back what she said in another language. She switched her language to the Indonesian language when she felt that the material or instructions she explained were difficult to be understood by students she switched her language. for example:

*“what things do you want to buy? **Barang apa yang kalian ingin beli**”*

Lecturer also switched her language when she wants to get students to focus and want to get students’ attention. When she felt students will be difficult to understand the explanation or instruction of using full English so she switched her language for example

*“ 2 minggu ini kita akan belajar Future tense **and then we learn presentation in the classroom (for 2 weeks we will learn future tense and then we learn presentation in the classroom)**”.*

c) Intra Sentential switching

This type of code-switching became the most dominant type occur in the classroom. From my observation, I can conclude the lecturer used this type to get students to understand the meaning of difficult words and to emphasize what the lecturer said. For example:

“Who is next? **Siapa lagi**”

This type of code-switching happens subconsciously which means the lecturer didn't realize it. She just put another word into her utterance and There is no pattern to switch language for this also sometimes when the lecturer can't find the right word in that language so she switched to another language. That is why this type becomes the most dominant type occur in the classroom.

The last type establishing continuity with the previous speaker was not found in this research because this type of code-switching happens when the second speaker responds to the previous speaker but in the classroom only the lecturer who talked a lot. There was less interaction between the lecturer and students even though it was a speaking class. When the lecturer asked her students to make a story for example about their “childhood” all the students wrote their story on paper and used google translate to translate the word. When the lecturer pointed her students to tell their stories, the students tend to just read their stories. The previous study also found only three types of code-switching namely tag-switching, inter-sentential switching, and intra-sentential switching.

Types of code-switching have also been conducted by some researchers. This study and previous studies had the same result of types of code-switching. They found out that the most dominant type that occurs in the classroom is intra-sentential switching. The result of tag switching found in this research was different from research conducted by Ridwan hanafiah, umar mono, Muhammda yusuf (2020) in their research Tittle “code-switching in lecturer-students interaction in Thesis Examination A case study in Indonesia. Tag switching they found is more

than one words for example “**jaga apa?**” in their research they said tag switching happen suddenly as the previous speaker switched her language. But in this research the researcher found tag switching like “**yah**” “**ohh Iya**” “**sudah**” “**paham**” “**please**” this tag switching happens to emphasize the utterance of the speaker which is similar to research conducted by Aisha Bhatti, Sarima Shamsuddin Seriaznita binti mad said (2018) title code-switching “A useful foreign language teaching tool in EFL Classroom and research conducted by Eliya murtafiah (2017) title “An analysis of teacher’s code-switching practice in the process of teaching English at SMAN 2 padang cermin in the academy year of 2016/2017.

2. Function of code-switching used by the lecturer in the speaking skill class at English and Literature Department of UIN Alauddin Makassar

a) Referential Function

The aim of this function occurs in the classroom is because in classroom especially in English-speaking classes, the speaker interacts in an English class where she familiar with the English word. So she put some English words to her utterance for example the word “listening” instead of “Pendengaran”, and “AC” instead of “pendingin udara”.

b) Expressive Function

The lecturer used this function to express her feelings. Even though she asked an easy question but her students still can’t answer it. For example, “*tidak ada yang tau? Oh my god! (No one knows? Oh my god).*” Although this utterance can also refer to phatic function but it is more to expressive function. She wanted to show how surprised she was.

c) Phatic Function

The reason for this function in a classroom is to get student's attention by change her tone while asking her students for Example:

*“ Please pay attention **yang di belakang** pay attention (**Please pay attention the back seat pay attention**)”.*

d) Metalinguistic Function

The reason for this function is to make clear what she said. By using this function lecturer try to make sure that students can understand the material and instructions for Example:

“Which one is a verb from each sentence? **Jadi yang mana verb di kalimat ini**”.

e) Directive Function

The reason for this function is to command or to persuade students to do an action and to involve some students who are still low in English. By using this function lecturer try to involve some students who are still low in English to join the conversation. For example

“ “2 minggu ini kita akan belajar Future tense **and then we learn presentation in the classroom**”

Poetic function was not found in this research because poetic function happens when we want to make a joke, we took a joke from an English movie or song. In the classroom lecturer never made a joke.

There is a similarity between the result of this study and the previous study. For example research conducted by Aisha Bhatti, Sarimah Shamsuddin, and

Seriaznita Binti Mat Said (2018), Code-Switching: A Useful Foreign Language Teaching Tool in EFL Classrooms. Their research revealed that all teacher switched between Urdu and English for effective communication. The teachers used code-switching when they felt using full English was not good strategy to teach English even though it is a English class. When teachers felt that the explanation or instruction will be difficult to understood by the students that is why they switched their language.

Also research conducted by Ridwan Hanafiah, Umar mono and Muhammad Yusuf (2020), Code-Switching: A Useful Foreign Language Teaching Tool in EFL Classrooms. Their research revealed that examiners are aware of using code-switching and maybe it is their strategy to keep the communication. It is proven when the examiners ask their students but students just silent that is why they switched their language.

This study also revealed that lecturer used code-switching subconsciously and consciously. Subconsciously means when the lecturer just inserts one or two word to her utterance. Consciously means when the lecturer aware of using code-switching. This function to involve some students who are still have a lack of English skill and to make clear the explanation or instruction. This study deal with the two previous study above.

CHAPTER V

CONCLUSIONS AND SUGGESTION

These conclusions are based on the findings and discussion and give some suggestions to the reader.

A. CONCLUSIONS

Based on the findings and discussion above. The researcher can conclude:

1. Types of code-switching

According to Hoffman (1991), there are four types of code-switching they are tag-switching, intra-sentential switching, inter-sentential switching, and establishing continuity with the previous speaker. This research revealed only three types of code-switching they are tag -switching, inter-sentential switching, and intra-sentential switching. Tag switching occurs 18 times, intra-sentential switching occurs 149 times, inter-sentential switching occurs 71 times

The most dominant type is intra-sentential switching. Intra-sentential switching happens to make students understand the meaning of difficult words. This type of code-switching happens subconsciously which means the lecturer didn't realize it. She just put another word into her utterance and there is no pattern to switch language for this type so we can put a foreign word to our utterance. That is why this type becomes the most dominant type occur in the classroom.

2. Function of code-switching

According to Apple and Muysken 1987 in their book titled bilingualism and contact bilingual stated there are six functions of code-switching, they are referential function, directive function, expressive function, phatic function, poetic

function, and metalinguistic function. This research revealed only five functions they are referential function, expressive function, phatic function, directive function, and metalinguistic function. The referential function occurs 23 times, the expressive function occurs 3 times, the phatic function occurs 15 times, metalinguistic function occurs 71 times directive function occurs 93 times. The researcher found that the directive function occurs as the most dominant function of code-switching.

The reason for this function as the most dominant function is because the lecturer want to involve some students who are still low in English and to make clear what the lecturer said. By using this function the lecturer tries to make sure that students can understand the material and instructions.

B. SUGGESTIONS

Based on the conclusions above the researcher give some suggestion to the reader as follows:

- a. For the lecturer, teaching using Code-Switching could help students to understand and expand their vocabulary, and also using code-Switching could help the students to understand the language easily. Lecturers can improve their way of teaching English in the classroom. However it is much better to expose the students with full English rather than with code-switching of English and Indonesian.
- b. For the students, after conducting this research the researcher hope this study can make students understand code-switching.

- c. For the next researcher who wants to conduct research on code-switching, who wants to investigate code-switching in a different object. For instance, in daily life, the researcher hopes the next researcher can investigate more deeply about code-switching



BIBLIOGRAPHY

- Agustine, S., Asi, N., & Luardini, M. A. (2021). Language Use in EFL Classroom Interaction: A Sociolinguistic Study. *International Journal of Language Education*, 5(4), 372–381. <https://doi.org/10.26858/ijole.v5i4.23598>
- Angouri, J. (2010). in Linguistic Research. *Research Methods in Linguistics*.
- Appel, R., & Muysken, P. (1987). Language Contact and Bilingualism. *Language Contact and Bilingualism*. <https://doi.org/10.5117/9789053568576>
- Bhatti, A., Shamsudin, S., & Said, S. B. M. (2018). Code-Switching: A Useful Foreign Language Teaching Tool in EFL Classrooms. *English Language Teaching*, 11(6), 93. <https://doi.org/10.5539/elt.v11n6p93>
- Candra, L. K., & Qodriani, L. U. (2019). An Analysis of Code Switching in Leila S. Chudori's For Nadira. *Teknosastik*, 16(1), 9. <https://doi.org/10.33365/ts.v16i1.128>
- Creswell, J. W. (2009). John W. Creswell's Research Design 3rd Ed. In *Research Design 3rd Ed*. <https://www.worldcat.org/title/research-design-qualitative-quantitative-and-mixed-methods-approaches/oclc/269313109>
- Dull, E., & Reinhardt, S. P. (2014). An analytic approach for discovery. In *CEUR Workshop Proceedings* (Vol. 1304, pp. 89–92).
- Fachriyah, E. (n.d.). *Anatolian Journal of Education The Functions Of Use Code Switching In English Learning Classroom (Ethnography Communications Research)* Fachriyah.
- Gill, P., Stewart, K., Treasure, E., & Chadwick, B. 2008. *Method of Data collection in qualitative research: Interview and focus groups*. *Journal*. 10.1038/bdj.2008.192.
- Halim, H. A., Nadia, H., & Nadri, A. (2015). *Code % Mixing % On ! Facebook (Among (Malaysian (Tesl (Students ()*. 2(5), 27–33.
- Hanafiah, R., Mono, U., & Yusuf, M. (2021). Code-Switching in Lecturer-Students' Interaction in Thesis Examination: A Case Study in Indonesia. *International Journal of Instruction*, 14(1), 445–458. <https://doi.org/10.29333/IJI.2021.14126A>
- Istifci, I. (2019). Code-switching in tertiary-level EFL classrooms: Perceptions of teachers. *Journal of Language and Linguistic Studies*, 15(4), 1287–1299. [https://doi.org/10.17263/j\(11\)s.668428](https://doi.org/10.17263/j(11)s.668428)

- Kumar, T., Nukapangu, V., & Hassan, A. (2021). Effectiveness of Code-Switching in Language Classroom in India at Primary Level: A Case of Teachers' Perspectives. *Pegem Egitim ve Ogretim Dergisi*, 11(4), 379–385. <https://doi.org/10.47750/pegegog.11.04.37>
- Legère, K., Holmes, J., & Legere, K. (1994). An Introduction to Sociolinguistics. In *Language* (Vol. 70, Issue 3). <https://doi.org/10.2307/416511>
- Luo, Y. (2019). Chinese University Students' Perceptions of teacher Code-switching in EFL Speaking Classrooms. *English Language Teaching*, 12(11), 119. <https://doi.org/10.5539/elt.v12n11p119>
- Miles, M. B., & Huberman, A. M. (1994). *Qualitative data Analysis* 2nd Ed. London New delhi: SAGE Publication.
- Mora, Yadira Fernanda & Munos, Jorge Enrique. (2006). *The function of code-switching: tools for learning and communicating in English Class*. Universidad minuto de Dios.
- Murtafiah, E. (2017). *an Analysis of Teachers ' Code-Switching Practice in the Process of Teaching English At Sman 2 Padang Cermin in the Academic Year of 2016 / 207*. 189.
- Ortega Lourdes. (2013). *Second Language Acquisition*. London and New York. Routledge.
- P., Kadek Felia Gita Dewi, N., Wayan Suastini, N., & Gusti Agung Sri Rwa Jayantini, I. (2021). *ELYSIAN JOURNAL English Literature, Linguistics and Translation Studies Types And Functions of Code Switching Found in Deddy Corbuzier's Podcast on Spotify*. 1(1).
- Poplack, S. (2004). Code Switching. *Sociolinguistics*, 1, 589–596.
- Raco, J.r. 2010. *Metode penelitian kuantitatif, jenis, karakteristik, dan keunggulannya*. Jakarta: PT. Gramdia Widiasarana Indonesia.
- Rod Ellis (1994). *The Study of Second Language Acquisition (Oxford Applied Linguistics)* -Oxford University Press, USA pdf. (n.d.).
- Shinga, S., & Pillay, A. (2021). Why do teachers code-switch when teaching English as a second language? *South African Journal of Education*, 41(supp1), 1–7. <https://doi.org/10.15700/SAJE.V41NS1A1934>
- Studies, L. (2022). *JOURNAL OF LANGUAGE AND LINGUISTIC STUDIES A conversational approach to code-switching : A case study of Prishtina International Schools ' students*. 18(1), 214–228.

- Stapa, S. H., & Khan, N. N. B. S. (2016). Functions of code-switching: A case study of a mixed Malay-Chinese family in the home domain. *Pertanika Journal of Social Sciences and Humanities*, 24(February), 181–194.
- Virginio, G. A. (2018). *a Study of Types and Speech Functions of Code Switching in the Masdha Fm Instagram Account*.
https://repository.usd.ac.id/30962/2/141214117_full.pdf
- Wan Rusli, W. N. S. S., Shaari, A. H., Zainuddin, S. Z., Shi, N. L., & Amin, A. S. (2018). Intra and intersentential code-switching phenomena in modern Malay songs. *3L: Language, Linguistics, Literature*, 24(3), 184–205.
<https://doi.org/10.17576/3L-2018-2403-14>



AUTOBIOGRAPHY



Syamriani was born on October 5th 1998 as the first daughter from Suaib and Rosmidar. She has two sisters namely Sri Wahyuni and Sri Nur Aeni, three brothers namely Syamsiardi, Syahrul and Syukran. She entered elementary school at SDN 002 Polewali and graduated in 2011. In the same year she continued her study at SMP N 2 Polewali and graduated in 2014. After that she continued her senior high school in SMK N 1 Polewali and graduated in 2017. In 2018 she continued her study in Alauddin State Islamic University of Makassar, as a student of English and Literature Department of Adab and Humanities Faculty.

If you have any question related to her thesis, you may contact her in suaibsyamriani@gmail.com

APPENDIX

Types of code-switching

a. First observation : 31/10/2022

TS : Tag-Switching

ISS : Inter-sentential switching

ASS : Intra-sentential switching

ECPS : Establishing continuity with the previous speaker

Appendix 1

No	Findings	Types of code-switching			
		TS	ISS	ASS	ECPS
1.	Who didn't join the mid-term yesterday? ada lagi yang belum ikut? (D1)		√		
2.	You have to identify the sentence. Which one is a verb from each sentence? Jadi yang mana verb di kalimat situ (D2)			√	
3.	There are some of you couldn't speak English fluently. banyak dari kalian yang tidak bisa berbahasa inggrisdengan lancar. (D3)		√		
4.	There are also some of you who couldn't speak English at all Cuma ehm..ehmm. (D4)			√	
5.	There is a woman, atau there is a bird, there is a tree yah harus begitu (D5)			√	
6.	At least I know that you know those word. Ada yang kalian katakan, kalau kalian hanya diam, you will get no score. Tidak ada nilainya. Jadi apapun yang kalian lihat walaupun tidak bisa buat kalimat at least you say something. (D6)		√		
7.	There is a sun, there is a dog, there are three dogs itu kan kalian bisa. (D7)		√		
8.	There is a river begitu yah. (D8)			√	
9.	kenapa people being late (D9)			√	
10.	After ten fifteen tell your friend to come. Bilang kalau terlambat 5 menit lagi gak bisa masuk (D10)		√		
11.	Which one is a verb yang mana verbnya? (D11)			√	

12.	why lives, kenapa dia lives (D12)			√	
13	You need to pick yah	√			
14	Yah after subject yah verb bisa after subject			√	
15.	In what tense this story present, past or future? In apa (D14)			√	
16.	It will be better if you learn at home tentang tense perbedaan simple present. (D15)			√	
17.	I want you to make a story like this the picture okey. Yang mau ujian susulan kemarin siapa? (D16)		√		
18.	Jadi kalian perlu mempelajari yah, mengidentifikasi in a sentence . (D17)			√	
19.	In toefl test you will find the sentence that is incomplete, jadi kalimat yang tidak lengkap (D18)			√	
20.	you have to make a card. Buat di kartun ukuran 4x4 (D19)			√	
21.	If you choose a moon kamu buat kartun ukuran 4x4 dan kamu tulis moon . (D20)		√		
21.	Satu orang buat satu ukur 4x4. We will have the same size . If you cannot draw it's okay. Jika kamu tidak bisa gambar tidak apa-apa yah (D21)		√		
23.	Just try bikin menarik yah (D22)			√	
24.	Misalkan buku kamu draw book (D23)			√	
25.	Lanjut kalimat yang tadi yah yang story (D24)			√	
26.	Do you have a marker Ada spidol? (D25)			√	
27.	Each one of you make a sentence out of the picture. Masing-masing kalian membuat kalimat . (D26)		√		
28.	Oke please langsung maju saja kalau ada (D27)	√			
29.	You still need to finish the story. Kalian masih tetap harus menyelesaikan ceritanya yah . (D28)		√		
30.	Who is next, yg belum (D29)			√	
31.	Who is next come on! Siapa lagi Yang belum tulis (D30)		√		
32.	It should be how? Bagaimana? (D31)			√	
33.	I am at village langsung by the lake (D32)			√	
34.	Bisa we talk about the weather atau apakah yah (D33)			√	

35.	You need to pay attention to subject and verb. Kalau di suruh buat simple present ya jangan buat simple past tense (D34).			√	
36	Do you understand the story paham ceritanya (D35)			√	
37	So many of the story written in past tense. jadi cerita-cerita itu di tulis di past tense. (D36)		√		
38.	We still need to learn simple present. Simple present saja masih banyak yang salah. (D37)			√	
39.	Stand up please kita berurutan aja yah (D38)			√	
40.	If you can answer you may sit down. Kalau berhasil jawab you may sit down (D39)			√	
41.	Come on don't delay. oke point at your friend langsung ya jangan lama (D40)			√	
42.	There are few of you not many can't speak English or can't speak English fluently, paham? (D41)	√			
43.	If you don't have a words to make with one another. Kalau nggak bisa bikin sambung kalimat tunjuk aja itu yang kalian bisa and then you can indentify. Yang bisa di identifiassi. (D42)		√		
44	At Least you know lah yah	√			
45.	A man, a woman, a tree, and three people in that picture itu kan harus bisa. (D43)			√	
46.	You need more practice. Harus banyak Latihan lagi dirumah yah. (D44)			√	
47.	Your excuse of being nervous means you need to practice more. Kalau alasannya nerveous atau tiba-tiba blank it means you need practice more with friend. (D45)		√		
48.	Later you have the mid-term of listening not today but later. Ambilkan nanti lcd yah untuk listeningnya. (D46)			√	
49.	Ada yang cannot even speak I don't know whether you are nervous. A river, a man, kids itukan begitu yah (D47)			√	
50.	why are you late? Jangan sampai lambat yah, you are in danger. (D48)			√	
51.	let's find the verb in a sentence, which one? Verb nya yang mana? (D49)			√	
52.	In a sentence there is should be subject and verb at least and then adverb or anything. Jadi harus ada subject, terus verb. Kata keterangan dan anything else. (D50)			√	

53.	It is simple thing yah kamu harus banyak belajar di rumah (D51)		√		
54.	next sentence yang mana verbnya? (D52)			√	
55.	It is a simple thing and you don't know. It lives in the sand castle kenapa pake s? (D53)			√	
56.	OMG you don't know kalau lebih dari 1 di tambah s (D54)			√	
57.	Tidak ada yang tau oh my god (D55)			√	
58.	Don't be late yah	√			
59.	Kalian harus cari subjectnya. You need to know what the sentence is made of. (D56)		√		
60.	Oke in what tense is this story? Tenses nya apa ini? (D57)		√		
61.	Oke present tense, the picture early yang sebelumnya In present, past or future? (D58)			√	
62.	I need you to make a story from this picture kan ada yang belum atau mau yang minggu lalu (D59)		√		
63.	This should be different from your friend. Mungkin Namanya yang beda atau apalah yah. (D60)			√	
64.	OMG almost one and a half hours, what is your name? kamu terlambat banget. Next week you are not allowed to be late again. Yang terlambat saya tetap tulis terlambat yah it is my consideration at the final. (D61)		√		
65.	Ada yang sudah selesai ceritanya? Has anyone finish with the story. (D62)		√		
66.	Each one of you write down on sentence about this story. Oke who wants go first?. Jadi masing-masing buat 1 kalimat dan kita koreksi sama-sama. So we will check whether this sentence is correct or not (D63)		√		
67.	You still need to finish the shole story kalian harus menyelesaikan keseluruhan cerita (D64)		√		
68.	Oke please check sentence number 1 kesalahannya ada di mana? (D65)			√	
69.	Before noun there is should be an, a. seharusnya bagaimana (D66)			√	
70.	My little sister harusnya bagaimana? dimana letak kesalahannya? It should be (D67)			√	
71.	There is a boy on his father's shoulder Shoulder Pundak yah (D68)			√	

72.	She reads the book carefully, she sing beautifully dengan cara ya (D69)			√	
73.	Each one of you need to make a sentence. Misalnya kalau saya bilang A you need to think the word that begin with a. (D70)		√		
74.	If I point at you jika saya tunjuk . It is your turn itu gilaran anda (D71)		√		
75.	Stand up please. Jadi nanti kalau tidak bisa jawab lihat kebelakang ya , (D72)			√	
76.	Okey later at 1 we will have a mid-term. Ada yang datang terlambat that is your problem. (D73)		√		
77.	And please take LCD ambil memang LCD (D74)			√	
78.	you make one by one yah	√			
79.	don't be late yah	√			
80.	Oke next, please come on yah	√			
81.	Yah it should be makes	√			
82.	Oke next sambil kita lanjutkan yah	√			
83.	Ohh iya later you will have a mid-term but later not today	√			
84.	You need to learn at home yah .	√			
		12	25		0

b. Second Observation : 07/11/2022

Appendix 2

No	Findings	Types of Code-Switching			
		TS	ISS	ASS	ECPS
1	I have sent to your group simple past tense, jadi tinggal di ikuti rumusnya			√	
2	Have you finished, sudah?	√			
3	Does anyone want to share? ada yang mau cerita?		√		
4	Now wipe this white board hapus .			√	
5	Where is your marker, spidol			√	
6	Where is your ini card do you have a card?			√	
7	Do you have a card kartunya yang minggu lalu			√	

8	What is your card jam hour clock yah oke make a sentence			√	
9	What do you mean? apa yang kamu mau bilang.		√		
10	I light kalau burn like you burn the house			√	
11	Make other sentence buat kailmat lain			√	
12	Ada yang belum? please collect your card			√	
13	The lecture will give you a word and you need to make a sentence from the word. Itu kalau di suruh buat cerita yah.		√		
14	Kalau cuman sentences you don't need to study but you need to make good and correct English.			√	
15	Harus benar karena you will get point			√	
16	Kalau di Kasih keywords like that			√	
17	That is why you need to more practice. You need to have more vocabulary. Kalian Harus banyak membaca yah		√		
18	Who is next, come on cepat			√	
19	The sun shines so bright atau the sun shines brightly			√	
20	Karena harus ada subjet, verb and then adverb			√	
21	Then it shines don't forget the s. oke Elis ini nggak masuk-masuk ini elis		√		
22	Yang next nya diganti lagi jangan beautiful-beautiful terus			√	
23	Jangann cuma I like the moon karena other friends already take beautiful in the night			√	
24	You can't absen again yah karena kamu tidak akan lulus yah		√		
25	You can't absent again yah	√			
26	Erik sudah 3 kali tidak hadir Tidak bisa 4 kali tidak hadir. You can't absen more than three times		√		
27	Oke next iya lanjut			√	
28	Gampang it is so easy to make a sentence.			√	
29	Just like the others apa lagi			√	
30	Kecuali ini siaran langsung di baca live oke next			√	
31	Where is the moon harus ada moon nya			√	
32	Nggak usah masuk yah tell them don't need to come			√	

33	Oke. Just like that. Siapa lagi yang tadi yang saya suruh bikin kalimat lain.			√	
34	Oke siapa lagi yang saya suruh tadi? Sudah semua? Oke please collect your card			√	
35	Have you ever practiced with your friend to do an interview? Have you practiced? Sudah praktek dengan teman interview?		√		
36	It means in december in the middle of december we will have a final exam okey. Apa yang saya bilang tadi?		√		
37	In the middle berarti?			√	
38	Pertengahan pertemuan ke fifteen			√	
39	You will be given a word and you need to make a sentence right away. Jadi tadi itu kita Latihan		√		
40	Di test speaking test you will given a word and make a sentence or even a story Itu untuk melatih kemampuan kalian membuat kalimat.		√		
41	Jangan di skip verbnya			√	
42	Have you ever talked about your weekend? Sudah pernah dapat tugas talking about weekend?			√	
43	Are you done? Sudah	√			
44	Karena sebagian dari cerita itu dalam past tense			√	
45	Kegiatan yang sudah di lakukan itu past tense			√	
46	Also in the speaking test, speaking test juga begitu			√	
47	Kalau saya tanyakan apa yang kamu lakukan kemarin berarti it should be in past tense		√		
48	Setiap hari apa yang biasa kalian lakukan berarti itu present tense			√	
49	Kalau kebiasaan, habit itu berarti present tense			√	
50	Kalau habit yang kalian lakukan tiap hari, tiap weekend, itu present tense			√	
51	Childhood memories what is that? apa itu artinya? tentang masa kecil kalian apa yang paling menarik. Apa yang paling terkesan. Apa yang kalian ingat what is the most memorable memories from your childhood		√		
52	who want to go first, siapa yang mau duluan.		√		

53	We will correct it together, nanti kita koreksi sama-sama.		√		
54	Itu memang benar yah kalau simple present tense berarti, ada yang tau tenses.			√	
55	Oke what else your sentence apa lagi? Hanya itu?			√	
56	It should be in the whole story. Kalau 1 kalimat yah dari tadi, tidak 20 menit. Andi ayu what is your sentence?		√		
57	I think it will be better if you write down your sentence. Hapus dulu yang ini. Where is your marker? Spidolnya mana?.			√	
58	Masing-masing tulis yah 1 kalimat. Oke next berurutan ajah.			√	
59	I feel dizzy right now saya pusing karena kurang tidur		√		
60	So listening I will send you the audio lanjut yah ini			√	
61	I will send you the audio and answer the question for question later. Nanti saya kirim adionya kalian nanti jawab and you need to submit by tonight karena seharusnya di jam kita kan at least today you need to submit		√		
62	I want you to make a group of four 4 orang dalam 1 group.		√		
63	Ada yang saya kirim di grup yah page 24 and it is about a job, so you make a question and your friend will guest what kind of job, for example, do you work outside, do you wear a uniform, you can answer yes or no or you can also give a clue. Kalian juga bisi ini yah ohh saya kerja di kelas saya mengajar and then your friend will guest you are a teacher. Oke tapi jangan bilang ketemannya yah kerjanya apa		√		
64	you can make some clue beberapa kata petunjuk.			√	
65	I wear uniform saya pakai seragam.teman-temannya juga buat pertanyaan do you wear uniform? apakah kamu kerja di sekolah, kantor polisi begitu yah you prepare your question and your friend will answer		√		
66	Later I will send the audio saya akan kirim audionya nanti		√		
67	Are you done with the sentence? Sudah?	√			

68	Please pay attention yang di belakang pay attention.			√	
69	Jadi kalau ada kesalahan teman we also learn from their mistake and will not do the same thing.			√	
70	Next time pay attention don't make the same mistake jangan membuat kesalahan yang sama		√		
71	Now oke sekarang buat kalimat in past tense about your s weekend.			√	
72	It should be in a story. Seharusnya dalam bentuk cerita yah		√		
73	As much as you can, sebanyak yang kalian bisa.pasti banyak yang kalian lakukan.			√	
74	Do you have any questions? Ada yang mau bertanya.		√		
75	Do you know how to tell time menyebutkan waktu?			√	
76	It is a basic thing that you need to listen. Harus lebih banyak belajar jadi kalau tidak belajar di kelas berarti kalian harus belajar sendiri di rumah.		√		
77	Banyak sumber you can find a lot on the internet.			√	
78	kalau kalian lagi di rumah atau hang out dengan teman-teman kamu buka saja Bahasa inggris			√	
79	Kamu harus belajar sendiri you will not get anything in the classroom.		√		
80	There is also structure, rumusnya yah.			√	
81	have you finished? Ada yang sudah. Ada yang mau bertanya? Do you have any questions? Ada yang sudah are you done?		√		
82	Oke just like that ada lagi?			√	
83	Oke times is up the rest is next week yang lain minggu depan yah.		√		
84	Lied yah no lies	√			
85	Nine forty six oke begitu			√	
		5	28	52	0

c. Third Observation : 14/11/2022

Appendix 3

No	Findings	Types of Code-Switching			
		TS	ISS	ASS	ECPS
1	Keras yah so I can hear you, oke thank you			√	
2	Nanti di perbaiki yang present di ubah menjadi past tense we are jadi we were I go jadi I went. Oke next			√	
3	I was alone jangan I am alone itu di ganti yah ke past tense			√	
4	Louder please keras.			√	
5	Yang sudah bikin where do you want to go, what things do you want to buy. Kamu mau beli apa. Your dream place kamu mau pergi kemana		√		
6	Oke Arya yang lain diam yah so I can hear Arya's voice.		√		
7	Louder please yang lain please be quiet.			√	
8	yang lain please be quiet I can't hear here			√	
9	oke I get tired menjadi I got tired. Oke next windi			√	
10	Oke everyone listen, semuanya dengar dulu. I hear a lot of you still use the present tense		√		
11	Jadi bisa dibedakan yah present tense itu menjelaskan kenyataan atau menjelaskan habitual kebiasaan.			√	
12	Oke jadi next time jangan bilang helped			√	
13	Kalau menjelaskan kenyataan atau menjelaskan habitual kebiasaan.			√	
14	Let's play game you mention the verb, kan kalau 2 minggu yang lalu cuma huruf.		√		
15	Oke sebutkan verb nya.			√	
16	I will start and you point your friend immediately. Langsung tunjuk temannya yah jangan mikir-mikir.		√		
17	Oke now sentence you make a sentence bikin kalimat jadi kalau saya tunjuk atau kalau temannya nunjuk		√		
18	Kata benda, kata sifat it is okay and the person next to you should say the sentence			√	
19	Yang simple-simple saja			√	

20	What is the word Q katanya dulu apa,baru di buat kalimat		√		
21	Oke after that ada lagi siapa?			√	
22	Who is next ada lagi?			√	
23	Your homework describing places you can describe tourism type, bisa tempat wisata apa yang dia punya ada apa di situ apa yang menarik. Apa yang bisa kalian lakukan what can you do in there.		√		
24	Bagaimana untuk yang jobnya. Untuk listening yah itu.			√	
25	Oke which one do you make? yang mana yang kamu bikin		√		
26	Katanya childhood yang di bikin itu apa? yesterday			√	
27	Why are you so late? kenapa?			√	
28	Excuse me apa itu apa artinya?	√			
29	That's all, tidak ada lagi that's all			√	
30	That AC work or not? AC nya bekerja atau tidak?		√		
31	Aulia, 1,2,3,4 tidak lulus yah bilang see you next year			√	
32	Jadi yang belum bikin childhood bikin sekarang yah childhood.			√	
33	No you may not enter. Sudah sangat terlambat kamu tidak bisa masuk		√		
34	good bye sudah 4 kali tidak hadir next year berarti. Bilang ke Fatimah good bye see you next year.			√	
35	Tapi ini sudah 4 kali I don't know maybe			√	
36	Banyak tidak lulus yah baru pertemuan ke 11 sudah ada kick out yah			√	
37	Kalau yang Belum bikin childhood bikin yah childhood memories.			√	
38	Yang sudah bikin ini future what do you want to be in the future what do you want to do in the future.			√	
39	Ramlah sudah 3 kali yah 1 kali lagi berarti get out			√	
40	Louder please kerasin suaranya.			√	
41	Ada yang mau bertanya tentang past tense sebelum kita move on ke future.			√	

42	Tidak juga kan ada regular dan irregular.			√	
43	We have finished past tense paham semua past tense? Ada lagi yang mau di tanyakan karena kalau tidak kita move on ke future.			√	
44	Jadi gini yah kalau nanti in a speaking test you should differentiate membedakan present tense and past tense sentence.			√	
45	What things do you want to buy? Barang apa yang kalian ingin beli disana. What do you want to do in the future.		√		
46	That is your assignment now. Kalau sudah let me know			√	
47	2 minggu ini kita akan belajar future tense and then we learn presentation in the classroom.		√		
48	Oke are you done? Sudah ya? Ada yang sudah?		√		
49	Ada yang sudah? Kalau sudah let's hear mari kita dengar			√	
50	Kalimat sih mestinya bikin rencana liburan sudah? Oke let's hear			√	
51	Next who is next? Siapa lagi			√	
52	Oke thank you next siapa lagi?			√	
53	Tell me about your dream where do you want to go siapa tau itu jadi kenyataan yah.		√		
54	You know no kidding ya dulu itu kan I applied scholarship to Germany			√	
55	Dulu waktu saya masih kuliah kemudian kita di suruh menulis application letter			√	
56	Saya terpilih padahal itu hanya bualan semata. But you know in the future it is already happen. Setelah di ingat-ingatkok tercapai semua yah.		√		
57	Padahal itu masih bulshit pada saat itu.			√	
58	Siapa tau jadi do'a so it is okay we make dream			√	
59	Jadi plusnya saya ke jerman. So hopefully bualan kalian juga akan come true. Oke siapa lagi yang mau dreaming siapa tau jadi do'a.			√	

60	Tapi ternyata dia yang menjadi sesuatu dia became something			√	
61	Pada awalnya di bawah kemudian pelan-pelan naik dan menjadi something better			√	
62	Ada lagi? who is next? Sudah mau habis waktu			√	
63	Oke thank you next week describing places. kalian bisa pilih yah terserah yah tapi agak panjang yah			√	
64	Describing places pake future tense country bisa yah selain yang in yah yang ini different.			√	
65	Your homework is to describe place dan tempat wisata apa yang ada di situ			√	
66	Apa yang kalian bisa enjoy			√	
67	Bisa juga tentang hometown, belum pernah yah hometown dream places juga bisa yah			√	
68	Oke sebentar listening yah I'll meet you don't be late			√	
		1	17	51	0

Functions of code-switching

- a. Fisrt observation : 31/10/2022
- RF : Referential function
- DF : Directive function
- EF : Expressive Function
- PH : Phatic function
- MF : Metalinguistic function
- PF : poetic Function

Appendix 4

No	Finding	Functions of code-switching					
		R F	D F	E F	M F	P H	P F
1.	Who didn't join the mid-term yesterday? ada lagi yang belum ikut? (D1)				√		
2.	Which one is a verb from each sentence? Jadi yang mana verb di kalimat situ. (D2)				√		
3.	There are some of you couldn't speak English fluently. banyak dari kalian yang tidak bisa berbahasa inggris fluently. (D3)				√		
4.	You will get no score. Tidak ada nilainya. (D4)				√		
5.	You will find the sentence that is incomplete, jadi kalimat yang tidak lengkap (D5)				√		
6.	You have to make a card. Buat di kartun ukuran 4x4 you make like if you choose a moon kamu buat kartun ukuran 4x4 dan kamu tulis moon. (D6)				√		
7.	If you cannot draw it's okay. Jika kamu tidak bisa gambar tidak apa-apa yah (D7)				√		
8.	Do you have a marker? Ada spidol? Each one of you make a sentence out of the picture. Masing-masing kalian membuat kalimat. (D8)				√		
9.	Who is next come on! siapa lagi? yang belum tulis (D9)				√		
10.	Tapi dia buat dalam simple past tense yah (D10)	√					
11.	Do you understand the story? Paham ceritanya (D11)					√	
12.	Jadi cerita-cerita itu di tulis di past tense.	√					
13.	If you can answer you may sit down. kalau berhasil jawab you may sit down. (D13)				√		
14.	Kalau simple present langsung Subject, verb 1 (D14)	√					

15.	There are few of you not many can speak English or can't speak English fluently, paham? jadi banyak yang ini ya yang bahasa inggrisnya tidak lancar (D15)				√		
16.	If you don't have a words to make with one another. Kalau nggak bisa bikin sambung kalimat tunjuk aja itu yang kalian bisa and then you can indentify. Yang bisa di identifikasi. (D16)				√		
17.	<i>You need more practice.</i> Harus banyak latihan lagi dirumah yah. (D17)				√		
18.	Kalau alasanya nerveous atau tiba-tiba blank (D18)	√					
19.	Ambilkan nanti LCD yah untuk listeningnya. (D19)		√				
20.	Jadi harus ada subject, terus verb. Kata keterangan (D20)	√					
21.	<i>OMG you don't know</i> kalau lebih dari 1 di tambah s (D21)			√			
22.	Tidak ada yang tau oh my god (D22)			√			
23.	Kalau kurang subject ya kalian harus cari subjectnya. (D23)	√					
24.	This should be different from your friend. Mungkin Namanya yang beda atau apalah yah. (D25)				√		
25.	OMG almost one and a half hours, what is your name? kamu terlambat banget. (D26)			√			
26.	Ada yang sudah selesai ceritanya? Has anyone finish with the story. (D27)				√		
27.	And each you write down on sentence about this story. Oke who wants to go first. Jadi masing-masing buat 1 kalimat dan kita koreksi sama-sama. So we will check whether this sentence is correct or not (D28)				√		
28.	Excusme, attention please <i>you still need to finish the shole story</i> kalian harus menyelesaikan keseluruhan cerita (D30)				√		
29.	There is a boy on his father's shoulder. Shoulder Pundak yah (D31)					√	

30.	She reads the book carefully, she sing beautifully dengan cara ya (D32)				√	
31.	If I point at you jika saya tunjuk . It is your turn itu gilaran anda . (D33)			√		
32.	And please take LCD ambil memang LCD (D34)			√		
33.	Ambil memang LCD (D35)	√				
34	It should be how? bagaimana				√	
35	There are also some of you who couldn't speak English at all Cuma ehm..ehmm . (D4)	√				
36	There is a woman atau there is a bird, there is a tree yah harus begitu	√				
37	There is a sun, there is a dog, there are three dogs itu kan kalian bisa	√				
38	There is a river begitu yah	√				
39	kenapa people being late		√			
40	After ten fifteen tell your friend to come. Bilang alau terlambat 5 menit gak bisa masuk	√				
41	why lives kenapa dia lives	√				
42	yah after subject yah verb bisa after subject				√	
43	In what tense this story present, past or future? in apa?	√				
44	it will be better if you learn at home tentang tense perbedaan simple present	√				
45	jadi kalian perlu mempelajari yah, mengidentifikasi in a sentence	√				
46	just try bikin menarik yah	√				
47	Misalkan buku kamu draw book	√				
48	Lanjut kalimat tadi yah yang story	√				
49	Oke please langsung maju saja kalau ada	√				
50	who is next yang belum?	√				
51	I am at village langsung by the lake	√				
52	Bisa we tak about the weather atau apalah yah	√				

53	You need to pay attention to subject and verb kalau disuruh buat simple present ya jangan buat simple past tense	√				
54	we still need to learn simple present. simple present saja masih banyak yang salah	√				
55	Stand up please kita berurutan aja yah	√				
56	a man, a woman, a tree and three people in that picture itu kan harus bisa	√				
57	Ada yang cannot even speak i don't know whether you are nervous, A river, a man, kids itukan begitu yah	√				
58	why are you late? jangan sampai lambat yah you are in danger	√				
59	Let's find the verb in a sentence, which one? verb nya yang mana			√		
60	Next sentence, yang mana verbnnya	√				
61	It is a simple thing and you don't know. It lives in the sand castle kenapa pake s?	√				
62	kalian harus cari subjectnya you need to know what the sentence is made of	√				
63	Oke present tense, the picture early yang sebelumnya in present, past, or future?			√		
64	I need you to make a story kan ada yang belum atau mau yang minggu lalu	√				
65	OMG almost one and a half hours, what is your name? kamu terlambat banget. Next week you are not allowed to be late again. Yang terlambat saya tetap tulis terlambat yah it is my consideration at the final.(D61)	√				
66	oke please check sentence number 1 kesalahannya ada di mana?	√				
67	Before noun there is should be an, seharusnya bagaimana?	√				
68	My little sister harusnya bagaimana? dimana letak kesalahannya? it should be	√				
69	Each one of you need to make a sentence misalnya kalau saya bilang A you need to think the word that begin with A	√				
70	Stand up please jadi nanti kalau tidak bisa jawab lihat kebelakang yah	√				
71	Okey later at 1 we will have a mid-term. Ada yang datang terlambat that's your problem	√				

72	and please take LCD ambil memang LCD		√				
		6	37	4	21	5	0

b. Second Observation : 07/11/2022

Appendix 5							
No	Findings	Functions of Code-Switchng					
		R F	D F	E F	M F	P H	P F
1	Have you finished, sudah?				√		
2	Does anyone want to share? ada yang mau cerita?				√		
3	Now wipe this white board hapus.				√		
4	Where is your marker, spidol?				√		
5	What do you mean? apa yang kamu mau bilang.				√		
6	Make other sentence. Buat kailmat lain				√		
7	You need to make good and correct English. Harus benar karena you will get point.				√		
8	Who is next, come on cepat					√	
9	Have you ever practiced with your friend to do an interview? Have you practiced? Sudah praktek dengan teman interview?				√		
10	Jangan di skip verbnya.	√					
11	Have you ever talked about your weekend? Sudah pernah dapat tugas talking about weekend?				√		
12	Are you done? Sudah				√		
13	Karena sebagian dari cerita itu dalam past tense. Kegiatan yang sudah di lakukan itu past tense.	√					
14	Apa yang biasa kalian lakukan berarti itu present tense	√					
15	Kalau habit yang kalian lakukan tiap hari,					√	
16	Childhood memories what is that? apa itu artinya?				√		
17	Masa kecil kalian apa yang paling menarik. Apa yang paling terkesan. Apa				√		

	yang kalian ingat what is the most memorable memories from your childhood						
18	Who want to go first, siapa yang mau duluan.				√		
19	We will correct it together, nanti kita koreksi sama-sama.				√		
20	What else your sentence apa lagi?				√		
21	Where is your marker? spidolnya mana?.				√		
22	Listen I feel dizzy right now saya pusing karena kurang tidur				√		
23	I will send you the audio and answer the question for question later. Nanti saya kirim adionya kalian nanti jawab				√		
24	I want you to make a group of four 4 orang dalam 1 group				√		
25	you can make some clue beberapa kata petunjuk.				√		
26	I wear uniform saya pakai seragam.				√		
27	Later I will send the audio saya akan kirim audionya nanti.				√		
28	Are you done with the sentence? Sudah?				√		
29	Don't make the same mistake jangan membuat kesalahan yang sama.				√		
30	Actually, it should be in a story. Seharusnya dalam bentuk cerita yah				√		
31	As much as you can, sebanyak yang kalian bisa				√		
32	Do you have any question? ada yang mau bertanya. Do you know how to tell time menyebutkan waktu.				√		
33	Kalau kalian lagi di rumah atau hang out dengan teman-teman	√					
34	There is also structure, rumusnya yah.				√		
35	Have you finished? ada yang sudah. Ada yang mau bertanya? Do you have any question? Ada yang sudah are you done?				√		
36	Times is up the rest is next week yang lain minggu depan yah				√		
37	Please pay attention yang di belakang pay attention					√	
38	Oke now sekarang buat kalimat in past tense about your weekend					√	

39	Oke just like that ada lagi?					√	
40	I have sent to your group simple past tense jadi tinggal di ikuti rumusnya		√				
41	Do you have a card kartunya yang minggu lalu		√				
42	Ada yang belum? please collect your card		√				
43	The lecturer will give you a word and you need to make a sentence from the word itu kalau di suruh buat cerita yah		√				
44	kalau cuman sentences you don't need to study but you need to study but you need to make good and correct English					√	
45	Harus benar karena you will get the point		√				
46	Kalau di kasih keywords like that		√				
47	That is why you need to more practice you need to have more vocabulary kalian harus banyak membaca yah		√				
48	Karena harus ada subje, verb and then adverb		√				
49	Then it shines don't forget the s. oke Elis ini nggak masuk-masuk ini elis		√				
50	Yang next nya diganti lagi jangan beautiful-beautiful terus		√				
51	Jangann cuma I like the moon karena other friends already take beautiful in the night		√				
52	You can't absen again yah karena kamu tidak akan lulus yah		√				
53	Oke next iya lanjut					√	
54	Gampang it is so easy to make a sentence.					√	
55	Just like the others apa lagi		√				
56	Kecuali ini siaran langsung di baca live oke next		√				
57	Where is the moon harus ada moon nya		√				
58	Nggak usah masuk yah tell them don't need to come		√				

59	itu memang benar yah kalau simple present tense berarti? ada yang tau tenses?	√					
60	It should be in the whole story kalau 1 kalimat yah dari tadi tidak 20 menit. Andi ayu what is your sentence?		√				
61	So listening I will send you the audio lanjut yah ini		√				
62	Ada yang saya kirim di grup yah page 24 and it is about a job, so you make a question and your friend will guest what kind of job, for example, do you work outside, do you wear a uniform, you can answer yes or no or you can also give a clue. Kalian juga bisa ini yah ohh saya kerja di kelas saya mengajar and then your friend will guest you are a teacher. Oke tapi jangan bilang ketemannya yah kerja nya apa		√				
63	Jadi kalau ada kesalahan teman we also learn from their mistake and will not do the same thing		√				
64	It is a basic thing that you need to listen. Harus lebih banyak belajar jadi kalau tidak belajar di kelas berarti kalian harus belajar sendiri di rumah.		√				
65	Banyak sumber you can find a lot on the internet.		√				
66	Kamu harus belajar sendiri you will not get anything in the classroom		√				
67	Ohh iya later you will have a mid-term but later not today					√	
		5	23	0	32	7	0

c. Third Observation : 14/11/2022

Appendix 6

No	Findings	Functions Of Code-Switching
----	----------	-----------------------------

		R F	D F	E F	M F	P H	P F
1	Nanti di perbaiki yang present di ubah menjadi past tense	√					
2	Louder please keras		√				
3	Where do you want to go, what things do you want to buy? Kamu mau beli apa. Your dream place kamu mau pergi kemana				√		
4	Oke everyone listen, semuanya dengar dulu				√		
5	Louder please yang lain please be quite					√	
6	Tidak ada lagi bertanya kita pindah ke future tense	√					
7	Kalau menjelaskan kenyataan atau menjelaskan habitual kebiasaan					√	
8	Oke sebutkan verb nya.	√					
9	I will start and you point your friend immediately. Langsung tunjuk temannya yah jangan mikir-mikir.				√		
10	Now sentence you make a sentence bikin kalimat jadi kalau saya tunjuk atau kalau temannya nunjuk am jadi I am Sandra.				√		
11	yang simple-simple saja	√					
12	Who is next ada lagi?				√		
13	Your homework describing places you can describe tourism type, bisa tempat wisata apa yang dia punya ada apa di situ apa yang menarik. apa yang bisa kalian lakukan what can you do in there				√		
14	Untuk listening yah itu.	√					
15	Which one do you make? yang mana yang kamu bikin				√		
16	Why are you so late? Kenapa				√		
17	Oke that AC work or not? AC nya bekerja atau tidak				√		
18	AC nya bekerja atau tidak	√					
19	Louder please kerasin suaranya				√		
20	Tidak juga kan ada regular dan irregular.	√					

21	in the speaking test, you should differentiate membedakan present tense and past tense sentence				√		
22	What things do you want to buy? Barang apa yang kalian ingin beli disana.				√		
23	Are you done? Sudah ya? ada yang sudah?				√		
24	Next who is next? siapa lagi				√		
25	Padahal itu masih bulshit pada saat itu	√					
26	Ada lagi? who is next?				√		
27	Keras yah so I can hear you, oke thank you		√				
28	Nanti di perbaiki yang present di ubah menjadi past tense we are jadi we were I go jadi I went. Oke next		√				
29	I was alone jangan I am alone itu di ganti yah ke past tense		√				
30	Oke Arya yang lain diam yah so I can hear Arya's voice		√				
31	Yang lain please be quiet I can't hear here					√	
32	Oke I get tired menjadi I got tired. Oke next windi		√				
33	Jadi bisa dibedakan yah present tense itu menjelaskan kenyataan atau menjelaskan habitual kebiasaan.				√		
34	Oke jadi next time jangan bilang helped		√				
35	Let's play game you mention the verb kan kalau 2 minggu yang lalu Cuma huruf		√				
36	Kata benda, kata sifat it's okey and the person next to you should say the sentence		√				
37	Oke after that ada lagi siapa?		√				
38	Bagaimana untuk jobnya untuk listening yah itu		√				
39	Katanya childhood yang di bikin itu apa yesterday		√				
40	Excuse me apa itu apa artinya?		√				
41	Aulia, 1,2,3,4 tidak lulus yah bilang see you next year		√				
42	Jadi yang belum bikin childhood bikin sekarang yah childhood.		√				

43	No you may not enter. Sudah sangat terlambat kamu tidak bisa masuk				√		
44	good bye sudah 4 kali tidak hadir next year berarti. Bilang ke Fatimah good bye see you next year.		√				
45	Tapi ini sudah 4 kali I don't know maybe		√				
46	Kalau yang Belum bikin childhood bikin yah childhood memories.		√				
47	Yang sudah bikin ini future what do you want to be in the future what do you want to do in the future.		√				
48	Ramlah sudah 3 kali yah 1 kali lagi berarti get out	√					
49	Ada yang mau bertanya tentang past tense sebelum kita move on ke future		√				
50	We have finished past tense paham semua past tense? ada lagi yang mau di tanyakan karena kalau tidak kita move on ke future		√				
51	That is your assignment now. Kalau sudah let me know		√				
52	2 minggu ini kita akan belajar future tense and then we learn presentation in the classroom.		√				
53	Ada yang sudah? Kalau sudah let's hear mari kita dengar		√				
54	Kalimat sih mestinya bikin rencana liburan sudah? Oke let's hear		√				
55	Dulu waktu saya masih kuliah kemudian kita di suruh menulis application letter	√					
56	Saya terpilih padahal itu hanya bualan semata. But you know in the future it is already happen. Setelah di ingat-ingat kok tercapai semua yah.		√				
57	Padahal itu masih bulshit pada saat itu.	√					
58	Siapa tau jadi do'a so it is okay we make dream		√				

59	Jadi plusnya saya ke Jerman. So hopefully bualan kalian juga akan come true. Oke siapa lagi yang mau dreaming siapa tau jadi do'a.		√				
60	Tapi ternyata dia yang menjadi sesuatu dia became something				√		
61	Pada awalnya di bawah kemudian pelan-pelan naik dan menjadi something better		√				
62	Oke thank you next week describing places. kalian bisa pilih yah terserah yah tapi agak panjang yah		√				
63	Describing places pake future tense country bisa yah selain yang in yah yang ini different.		√				
64	Your homework is to describe place dan tempat wisata apa yang ada di situ		√				
65	Apa yang kalian bisa enjoy	√					
66	Bisa juga tentang hometown, belum pernah yah hometown dream places juga bisa yah		√				
		12	33	0	18	3	0

TRANSCRIPT

First observation at ag 3

L : Assalamualaikum wr.wb.

S : Wa'alaikum salam wr.wb.

S : *Who didn't join the mid-semester last week?* **ada lagi yang belum ikut**

S : Ada yang belum datang ma'am, belum datang ma'am

L : *I have sent you a picture in the group. You have to identify the sentence. Which one is a verb from each sentence?* **Jadi yang mana verb di kalimat situ.**

L : **Cari yang mana verb yah** from the picture. Ada lagi yang belum ikut **test** kemarin? why don.t you attend mid?

L: *About your mid-last week, there are some of you couldn't speak English fluently. banyak yang tidak bisa Lancar inggris yah. There are also some of you couldn't speak English at all Cuma ehm..ehmm.* when I ask you to mention, to describe the picture. whatever word you see *You need to pick yah at least you can describe, there is a woman atau there is a bird, there is a tree yah harus begitu. At least I know that you know those word setidaknya ada yang kalian bisa ucapkan kalau kalian hanya diam, you will get no score. Tidak ada nilainya. Jadi apapun yang kalian lihat walaupun tidak bisa buat kalimat at least you say something. There is a sun, there is a dog, there are trees dogs itu kan kalian setidaknya bisa. There is a river begitu yah* At least you say something misalnya you didn't say something you will not get any score **tidak ada nilainya** Okay then we open the picture and I need to call your name.

L :(mengabsen)

S : Belum datang ma'am

L : **Kenapa people being late,**

L : *After ten fifteen tell your friend to come. Bilang kalau terlambat 5 menit lagi gak bisa masuk*

S : Assalamualaikum

L : Wa'alaikumsalam, you are baing late.

L : Okey look at the picture and please read together.

S : (Students read the story together)

L : Yang terlambat tadi siapa Namanya

S: Mention their nFuname

L : What is your name, please don't be late again. *Okay let's continue I am at the beach with my brother. Which one is a verb yang mana verbnya?*

S : am

L : Then

S : are

L : We make a sand castle

S : make

L : okey next

S : find

L : find, yes find,

S : lives

L : *why lives, kenapa dia* lives

S : Karena it

L : **Kalau it harusnya bagaimana?**

S : Tambah s

L : **Apakah Cuma** it

S : Bukan, she.he.it

L : Jadi kalau play jadi?

S : Plays

L : I have a sunglasses, which one is a verb?

S : have

L : his.....near the bucket

S : near

L : **yah** after subject **yah**, verb **bisa** after subject

L : Okey in what tense this story present, past or future?

S : Simple present tense

L : In present tense **kan ada** past, present, continues, perfect, **ada apa?** which one
Yang mana, simple present tense

L : You need to learn at home **yah**. *It will be better if you learn at home* **tentang tense perbedaan simple present**. Okay this is simple picture. *I want you to make a story yah like this the picture okay.*

L : **Yang mau ujian susulan kemarin siapa?** Yang belum?

L : Okey you make just like this one you make a story simple present.

S : Do we use the same picture ma'am

L : No, I have sent a new picture

L : **Jadi kalian perlu mempelajari yah, mengidentifikasi** in a sentence. Which one is a subject, verb, adverb because it is really important. *In toefl test you will find the sentence that is incomplete, jadi kalimat yang tidak lengkap kalau di TOEFL tes , jadi kalian harus tahu yang mana subject apakah kalimat ini kehilangan subject atau verb. kan kalau di toefl test itu misalnya my younger sister titik2 berarti verb di sini karena* after subject you need a verb. so it is really important

just like this one **apa nya ini tidak ada titik2** looks **berarti ini harus ada** he,she
it it is really important Oke can someone wipe this off

L : Anyway why didn't you attend the mid-term yesterday? *Before I forget your homework, you have to make a key card.*

S : hah?

L : **Buat di kartun ukuran 4x4** *you make like if you choose a moon* **kamu buat kartun ukuran 4x4 dan kamu tulis moon.** Just one word.

S : Any noun?

L : yes

L : **Satu orang buat satu ukur 4x4.** We will have the same size. *If you cannot draw it's okay. Jika kamu tidak bisa gambar tidak apa-apa yah. Just try bikin menarik yah, we'll play game*

L : *Misalkan buku kamu* draw book.

L : *Lanjut kalimat yang tadi yah yang* story

S : Make a story?

L : yes

S : But in simple present?

L : **Yah** simple present

L : *Do you have a marker? Ada spidol?* Each one of you make a sentence out of the picture. **Masing-masing kalian membuat kalimat.**

S : ohh sentence saya kira story

L : *Of course story, you will write down just one by one we will check whether it is correct or incorrect the sentence you make one by one yah.* **Oke please langsung maju saja kalau ada**

L : Who is next? *You still need to finish the story.* **Kalian masih tetap harus menyelesaikan ceritanya yah.**

L : *Who is next, yg belum?*

L : *Who is next come on!* **Siapa lagi? Yang belum tulis**

L : *Any others sentences, yang belum?*

L : Oke let's. my name is Rama I am at village near the lake. *Do you think it is correct or incorrect? It should be how?* **bagaimana?**

L : *I am at village langsung by the lake artinya dekat lake atau near by the lake.* **Saya didesa dekat danau.**

L : *We are going by car* **kan mereka sudah sampai yah. Kalau mau bilang saya menggunakan mobil I use the car karna kita menggunakan** simple present tense.

L : *My parents name are..... is it correct or incorrect?* **Masih correct ya karena plural. Kalau jamak bagaimana?** My sister's name is putri

S : correct

L: My mom makes a sandwich

S : makes

L: **yah** it should be makes

L : *We have a dog its name is doggy.* **Kalau binatang pakai apa? Karena kita tidak tahu dia laki-laki atau perempuan.** It's name is doggy, **Namanya doggy**

L : *I think it'll be better if we eat a head of dog.what do you mean by that?* **Itu akan lebih baik jika kita makan kepala anjing. Ini saya hapus yah kalimatnya tidak bagus.**

L : *this food is so good I like it. We eat together. After eating we talk about today.* **Bisa we talk about the weather atau apalah yah**

L : *and I saw a dog chasing butterfly* **kita pake simple present tense jadi see bukan saw.**

L : **ini bukan berarti salah ya karena kita pakai** simple present tense. There is a trees how it should be **kalau** plural there are trees.

L : *the children also carry the book. Bring* **juga bisa yah.**

L : it should be like that *if you make a sentence you need to pay attention to subject and verb.* **Kalau di suruh buat simple present ya jangan buat simple past tense. Kalau simple present langsung S+V1** bukan they are teaching. **Yang dasar yang harus kalian ketahui ada** verb, subject and then verb you need to find. okey any question?

S : *if we make a story we only use simple present?* **Atau apa saja ma'am?**

L : **bisa** continues, *kalau di novel atau cerpen bisa ada past kita akan bahas* next week yah.

L : ok I will give you a second picture. I have sent you the second picture the lion and the cow please read.

L : *oke apa artinya* the lion and the cow?

S : Singa dan sapi

L : *Once upon a time there lived four cows* **yang mana verbnya**

S: lived

L : Verb 1 nya?

S : Live

L : They were all friends

S : Were

L : Verb 1nya?

S : are

L : *Tapi dia buat dalam* simple past tense **yah**

L : *Do you understand the story?* **Paham ceritanys**

S : Yes ms'am

L : Moral of the story unity is strong **apa artinnya?**

L : *So many of the story written in past tense. jadi cerita-cerita itu di tulis di past tense. But we still need to learn simple present. Simple present aja masih banyak yang salah.*

L : Oke now we play. If I point at you, you need to say the word. If I say the letter you say the word in English if you cannot answer you will be standing in front of the class. *Stand up please. Kita berurutan aja yah. If you can answer you may sit down. Kalau berhasil jawab you may sit down.*

L : Now *kelompok kata misalnya tadi* big tree, **pohon besar. Misalnya** sky, blue sky. *Kelomok kata yang* make sense. Oke let's start from z you z.

L : Oke point at your friend. Come on don't delay. *Oke stand up* **tunjuk siapa. Siapa yang mau jawab v. come on don't delay. oke point at your friend langsung ya jangan lama**

L : Oke **siapa**, *who is next*

L : *Before x* **apa**

S : y

L : Oke next

L : Ok done give aplouse, improve your vocabulary, read out loud submit your homework in lentera. Thank you everyone and assalamualaikum wr.wb.

First observation at ag 4

L : Assalamualaikum wr.wb. how are you today

S : Wa'alaikumsalam ma'am, I am fine ma'am

L : So about your mid-term last week sadly *there are few of you not many can speak English or can't speak English fluently*, **paham?.jadi banyak yang ini ya yang bahasa inggrisnya tidak lancar banyak. Ada yang cannot even speak I don't know whether you are nervous. A river, a man, kids itukan begitu yah if you don't have a words to make with one another. Kalau nggak bisa bikin sambung kalimat tunjuk aja itu yang kalian bisa and then you can indentify. Yang bisa di identifikasi.** At least you speak something. **Pokok nya you need to speak something. Tress itu kan at lest you know lah yah. A mam, a woman, a tree, three people in that picture itu kan harus bisa.**

L : That means those who can speak English, *you need more practice.* **Harus banyak Latihan lagi dirumah yah. Your excuse of being nervous means you need to practice more. Kalau alasanya nerveous atau tiba-tiba blank it means you need practice more with friend.**

L : Oke listen to your name (mulai mengabsen).

L : **Ohh ya later you have the mid-term of listening not today but later. Ambilkan nanti lcd yah untuk listeningnya.**

L : Have we ever talked about our weekend, activity? Have we ever discussed or talked about weekend?

S : Weekend?

S : Assalamualaikum

L : *Why are you late?* **Jangan sampai lambat yah, you are in danger.**

L : Oke I have sent you a picture in the group reading activity. Lets read together

S : (students read together)

L : Can you understand the story

S : Yes

L : *Oke let's find the verb in a sentence, which one? Verb **nnya yang mana?** Verb itu after subject **yah**. In a sentence there is should be subject and verb at least and then adverb or anything. **Jadi harus ada subject, terus verb. Kata keterangan dan anything else.***

L : **Jadi yag mana** verbya?

S : am

L : **Yah** am verb to be **yah**

L : *It is simple thing **yah kamu Harus Banyak belajar di rumah jadi** subjectnya **itu I kemudian** verbnya am*

L : *Next sentence **yang mana** verbnya? Still **yah** am verb to be. I am at the beach with my brother. **Tau yah kalimatnya, paham?***

L : His name is tom. Which one is verb?

S : is

L : It is sunny today

S : is

L : Oke verb to be yah

L : There are some clouds in the sky

S : are

L : Are **tau yah. Tau kalimatnya paham?**

L : We find some shells in the see

S : find

L : ***Kami menemukan apa** shells. **Apa** shells?*

S : kerang

L : And we decorate our sand castle. **Yang mana** verbya

S : Decorate

L : It lives in a sand castle

S : lives

L : **Kenapa pake s? kenapa live nya pake s karena?** *It is a simple thing and you don't know. It lives in the sand castle* **kenapa pake s? OMG you don't know kalau lebih dari 1 di tambah s misalnya** teacher **jadi** teachers, lecturer **jadi** lecturers, **kalau** verb **tambah s** berarti apa? *Tidak ada yang tau* oh my god

S : Karena it

L : **Kenapa karena it? Kalau it bagaimana aturannya?**

S : Asalamualikum

L : Waalaikumsalam why are you late? What is your name? don't be late **yah**

L : Why **kalau** I **jadi** apa? **Kalau** I. saya tinggal di samata

S : I live in samata

L : **Kenapa kalau it jadi lives? Kalau they apa?**

S : live

L : **Kalau** you

S : Live

L : **Kalau** she

S : Lives

L : **Yah kalau** she, he, it **di tambah s**

L: Oke move on **yah**, I don't want to wear them

S : Wear

L : There is a bird in tom's head

S : is

L : It help us to make a sand castle. It **ini apa? Dia menggantikan apa? Dia menggantikan burung. Jadi begitu cara mengidentifikasi yah. Nnati kalau di test toefl kalian harus mengidentifikasi ohh ini subject ini verb. Kalau tidak ada verbya jadi saya harus cari di A, anda saya harus cari B,C,D nya verb.kalau kurang subject ya kalian harus cari subjectnya.** You need to know what the sentence made of.

L : Please see the second picture the lion and the cow please read together

S : Students read together

L : *Moral of the story unity is strength* **ap aitu?** *What is the meaning of moral of the story?* **Apa itu** moral of the story

S : moral?

L : Yes

L: Unity is strength

L : unity

S : kesatuan

L : Strength

S : kekuatan

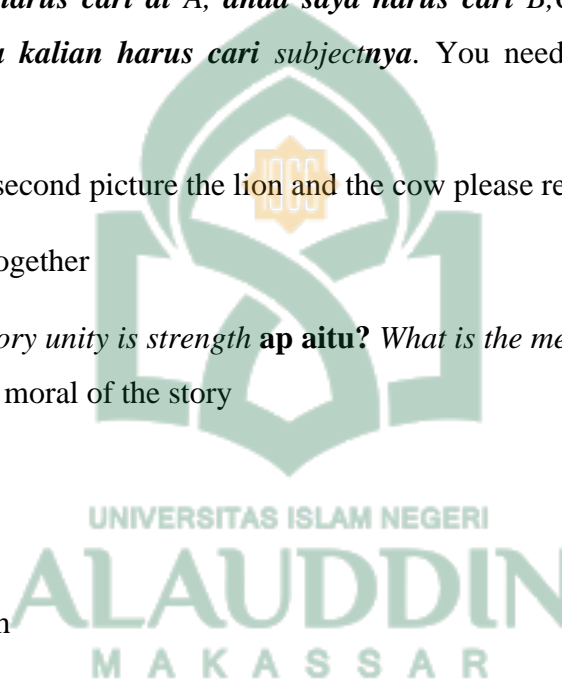
L : **jadi bersama kita kuat**

L : *Oke in what tense is this story?* **tenses nya ap aini?** present tense, past tense, future tense?

S : past tense

L : *Oke present tense, the picture early?* **Yang sebelumnya** In present, past or future?

S : present tense



L : Oke **jadi gambar yang pertama menjelaskan** present tense and **gambar yang kedua menjelaskan** past tense. Oke which one is a verb once upon a time there lived four cows. Oke verb **dasarnya apa**

S : live

L : *Oke I need you to make a story from this picture* **kan ada yang belum atau mau yang minggu lalu** mid-term

S : Assalamualaikum

L : wa'alaikumsalam you are so late, what is your name?

L : Oke I will give you another picture. *This should be different from your friend.* **mungkin namanya yang beda atau apalah yah.**

L : You make in present tense just like this story

S : Assalamualaikum

L : Wa'alaikumsalam *OMG almost one and a half hour, what is your name?* **kamu terlambat banget.** *Next week you are not allowed to late again.* **Yang terlambat saya tetap tulis terlambat yah** it is my consideration at the final.

L : *Ada yang sudah selesai ceritanya?* Has anyone finished with the story.

L : *Do you have any marker?* **Ada yang punya spidol?**

L : Oke *I suggest you to fix your sentence together. And each you write down on sentence about this story. Oke who want to go first.* **Jadi masing-masing buat 1 kalimat dan kita koreksi sama-sama.** So we will check whether this sentence is correct or not

L : Oke next *sambil kita lanjutkan yah kalimatnya, supaya kita koreksi sama-sama.* Oke next, please come on **yah**

L : Oke next please, *who is next* **siapa yang belum? Masih ada yang belum?**

L : Next please **siapa?** *Before I call your name one by one, come on how about the others?* **Yang lain belum.**

L : *Who is next?* **Baru 13 kalimat disini baru 13 orang** the next?

L : Excusme, attention please *you still need to finish the whole story* **kalian harus menyelesaikan keseluruhan cerita**

L : *Oke please check sentence number .* **kesalahannya ada di mana?**

S : There are

L : There are family outside the house

L : *Before noun there is should be an, a.* **seharusnya bagaimana?**

L : **Yah seharusnya** there is a happy family in front of the house. **Karena a** happy family **harus ada pengantarnya**

L : Oke next while enjoying our food we sing together **benar atau salah?** Oke correct **ya** ok next.

L : The atmosphere is very cool, **oke boleh ya**

L : I really like this picnic atmosphere. Correct or incorrect

S : Ccorrect

L : There are also some trees. Correct **atau apa?**

L : *Let introduce my family my name is.....my little sister* **harusnya bagaimana? dimana letak kesalahannya? It should be**

S : Little sister

L : My little sister how it should be? **Jadi** let let introduce **itu salah harusnya** let me introduce

L : *There is a boy on his father's back.* **Kalau di gendong itu biasanya dimana?**

S : di Pundak

L : Yah *there is a boy on his father's shoulder.* **Shoulder Pundak yah**

L : **Kalau** *she reads the book carefully, she sing beautifully* **dengan cara ya**

L : me and my sister wear the same color shoes. **Kalau** shoes **bagaimana pake** wear **atau** use. Put on shoes **menggunakan**. Put the same shoes on.

L : **Ada yang sudah selesai kalimatnya? Ceritanya? Ada?** *Now each one of you need to make a sentence. Misalnya kalau saya bilang A you need to think the word that begin with a. a apple b book*

L : okey *if I point at you* **jika saya tunjuk. It is your turn itu gilaran anda. Dalam waktu lima detik tidak bisa jawab berarti kalah ya**

L : *Stand up please. Jadi nanti kalau tidak bisa jawab lihat kebelakang ya, oke kita mau lihat siapa yang punya banyak kosa kata. Oke let's start with b.*

L : *Okey later at 1 we will have a mid-term. Ada yang datang terlambat that is your problem. And please take LCD. Ambil memang LCD. Thank you for today I'll see you later.*

Second observation ag 3

L : Sit down please, how are you today, how is your weekend?

S : Good, not good

L : Not good, why? What is happened to you? You didn't go out? What happens? Someone like to share what happen. Do you know that Saturday and Sunday I took shower I put on lipstick, I put my blouse on and then go to mp mall panakukang. Now I would like you to make a sentence. Write down several sentences about your weekend in past tense that already happen. I will send you a tense so you can understand how to use in past tenses. Last week we make simple present tense. Today simple past tense. Several sentences tell me about your weekend. Where did you go. I have sent to your group simple past tense, **jadi tinggal di ikuti rumusnya.** Oke listen to your name.

L : mengabsen.

L : Several sentences, about your weekend. Have you finished, **sudah?** Let's read your weekend. does anyone want to share? **Ada yang mau cerita?** No

L : Now wipe this white board **hapus**. And each one of you write down your sentence.

L : And where is your marker, **spidol**?

L : Oke where is your **ini** card do you have a card?

S : Ada

L : Let's play. Let's see your card I will call you and you make one sentence from the card any sentence.

L : Do you have a card **kartunya yang minggu lalu**?

L: Melisa what is your card

S : jam **hour**

L : what is your card **jam** hour clock yah oke make a sentence.

S : Today I will.....with my mothet 5 O'clock

L : Juts like that oke next

S : Wardrobe

L : Oke make a sentence

S : Yesterday I use.....

L : What do you mean? **Apa yang kamu mau bilang.**

S : Keep my clothes in the wardrobe

L : Oke next

S : Pencil

L : What is your sentence?

S : I draw with pencil

L : I draw with pencil oke just like that. Oke next ibnuh



S : Match

L : Oke what is your sentence

S : I burn my cigarettes with my mathes

L : I light. **Kalau** burn like you burn the house. Oke next yah

S : Doll I buy my sister a doll

L : One next

S : Cokelat. Cokelat is a kind of food that I can eat

L : Of course, you can eat. Oke next

S : bowl. I used bowl to eat my noodle

L : Noodle? Make other sentence. **Buat kalimat lain**

L : Ada yang belum? **Please collect your card**

L : Oke in the speaking test, sometimes the lecturer will give you a word and you need to make a sentence from the word. **Itu kalau di suruh buat cerita yah. Kalau cuman** sentence you don't need to study but you need to make good and correct English. **Harus benar karena** you will get point. **Kalau di Kasih** keywords like that. That is why you need to more practice. You need to have more vocabulary. **Kalan Harus banyak membaca yah**

L : Who is next, come on **cepat**

Second Observation at ag 4

L : Oke how are you everyone today

S : I am good ma'am, how about you

L : I'm good thank you how is your weekend? Good? Where did you go? What did you do? Did you do something special?

S : No

L : So you just stay at home watching movies? Or cleaning house?

S :Yes Ma'am

L: So do you make your card? Oke, Andi. Do you make a card? Yes, No

S : No

L : Arya, where is arya, oke what is your card?

S : Star

L :Star, can you make a sentence. Just make a simple sentence. Just like I like a star in the sky, there are stars in the sky,come on

S : Because star is beautiful

L : Because star is beautiful, oke you don't need because just the star is beautiful.
Oke Alia

S : Moon

L : Yes,excuse me

S : Moon

L : Moon, oke please make a sentence

S :.....

L : Yes excusme, louder please, oke jusni

S : sun ma'am

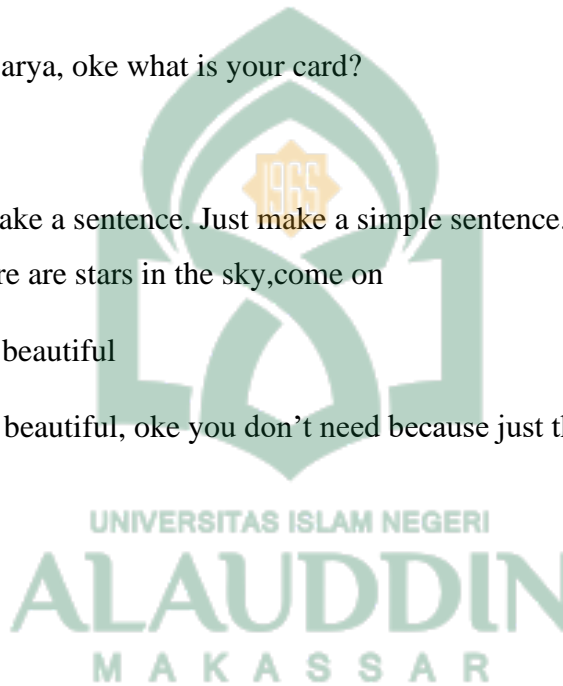
L : oke

S : Because it is a sunrise

L : No don't use because **jadi matahari bersinar sangat terang apa?**

S : Sun

L : Don't forget the "the" the sun, **bersinar apa?**



S : Light, shine

L : Shine **tapi kalau** the sun **itu** shines. The sun shines so bright **atau** the sun shine brightly. **Karena harus ada subjet, verb and then adverb.** the sun shines brightly or the sun shines so bright. Oke, Riska do you have your card? Do you make your card?

S : yes

L : What is the word?

S : Bintang

L : Bintang, can you make a sentence?

S : No ma'am

L : Oke think about it.siti Fatimah? siti

S :No ma'am

L: Nurul

S : moon

L : Oke what is your sentence

S : The moon very beautiful when it shine

L : The moon, don't forget the verb, the moon verbnya apa?

S : is


L : When it shines don't forget the s. oke Elis **ini nggak masuk-masuk ini elis**

S : di jalan ma'am

L : Risna

S : sun

L : yes



S: the sun is very beautiful in the morning

L : **Yang lain diam dulu.**

S : The sun is very beautiful at morning

L : The sun is very beautiful at morning **oke ganti lagi katannya yah. Yang next nya diganti lagi jangan** beautiful-beautiful **terus.** Oke nurfajriani

S : moon

L : Moon oke

S : I like the moon because the moon is very beautiful to see at night

L : Oke **ganti yah habis itu di ganti yang lain jangan Cuma** I like the moon **karena other friends already take beautiful in the night** etc.oke Nurul hikma

S : Moon

L : Moon? Why is a lot of you choose moon

S : Because I want to play to the moon

L : Oke next

S : Moon

L : Moon? Oh my god

S : I like moon because.....

L : **Harus ganti yah, anisah**

S : Book

L : Book

S : Assalamu alaikum

L : Wa'alaikum salam Erik **you can't absen again yah karena kamu tidak akan lulus yah oke Erik sudah 3 kali tidak hadir. Tidak bisa 4 kali tidak hadir.** You can't absen more than three times. if it is more than three times you will be kick out

from the class. You will get E error. You need to repeat again next year that's not my rule. Oke next **iya lanjut**

S : Book are used for writing

L : The book are used for writing. Don't forget the "the". If you want to start a sentence use the. Anisa

S : yes

L : ohh sudah tadi Maulidia

S :Star ma'am

L : Star oke

S : Because I will shine like star

L : Oke like that you make other sentence because I will shine like star oke next

S :.....

L : **Gampang** it is so easy to make a sentence. It doesn't have to be right, most importantly you make a sentence

S : I have a tree in my backyard

L : oke I have tree in my backyard just like that oke Aisyah

S : moon, the moon is so beautiful

L: Just like the others **apa lagi**

L : please be creative, pay attention

S : Assalamualaikum

L : Wa'alaikumsalam. Be creative. You need to make sentence. Please listen you can make sentence like the moon is so far away when I see the moon I remember you. Like that. So easy. Nabila

S : Sun, sun shines light the earth

L : Sun Shines light the earth oke. Dewi

S : Earth, because the earth is where we live together

L :Earth is a place we live together

L :Oke there is a different between “live” and “ live”.I live in samata, live streaming in you tube but in your sentence just like. **Kecuali ini siaran langsung di baca live oke next fikram**

S : Star I am really like star in the sky

L : Oke bayu

S : Moon, because I like the atmosphere at night

L : Where is the moon **harus ada moon nya**

S : I like the moon because I like the atmosphere at night.

L : Ramlah.is there ramlah

S : Tidak ada ma'am

L :Riskah. **Nggak usah masuk kalau sudah lewat.** Riska

S : Moon because I like the moon shines brightly at night

L :**yah sudah tdi ya. Cari lagi yah.** Reski

S : Moon

L : Moon? Yes

S : Because I want to go to the moon

L : I want to to go to the moon. Oke mutia mana mutia

S : Belum datang ma'am

L : **Nggak usah masuk yah** tell them don't need to come. Sri

S : Earth. Earth is the third planet from the sun

L : Oke. Just like that. **Siapa lagi yang tadi yang saya suruh bikin kalimat lain.**
Oke what is your sentence.

S : Earth. (read his sentence)

L: Excuseme,make a sentence with earth we live in earth just like that

S : (read his sentence)

L : Oke **siapa lagi tadi yang saya suruh buat kalimat**

S : Sun, I like to see the sun

L : oke **siapa lagi yang saya suruh tadi? Sudah semua?** Oke please collect your card.

L : Have you ever practiced with your friend to do an interview? Have you practiced? **Sudah praktek dengan teman** interview?

S : Belum

L : Oke now it is your turn to make a past tense story about last week. Last week you make a srory in simple present tense and now you make the same story but you change it to simple past tense. In 20 minutes I'll call you and read your sentence.

L: We will have a final exam at the middle of December. It means in December in the middle of December we will have a final exam okey. **Apa yang saya bilang tadi?**

S : Final di bulan desember

L :Final test in the middle. In the middle **berarti?**

S : Pertengahan

L : **Pertengaha pertemuan ke fifteen**

L : The reason why I told you to make a card and then to make a sentence from the word because in IELTS tesr or speaking test you will be given a word and you need to make a sentence right away. **Jadi tadi itu kita Latihan. Biasanya kalau** di test

speaking test you will given a word and make a sentence or even a story. **Itu untuk melatih kemampuan kalian membuat kalimat.** Probably in final test I will give you that test. That is why you need to remember after subject, verb. **Jangan di** skip verbnya.

L: Have you ever talked about your weekend? **Sudah pernah dapat tugas** talking about weekend?

S :Belum

L : Are you done? **Sudah**

S : Belum

L : I need you to understand how to make a sentence in past tense. Because you will always use them all the time. When you tell a story to your friend this should be in past tense. Last night I went to movie. Always in past tense because it is already happen. **Karena sebagian dari cerita itu dalam past tense. Kegiatan yang sudah di lakukan itu past tense.** That's why I need you to know how to make that sentence. Also in speaking test, speaking test **juga begitu. Kalau saya tanyakan apa yang kamu lakukan kemarin berarti it should be in past tense. Kecuali kalau saya tanya kebiasaan kalian apa? Setiap hari apa yang biasa kalian lakukan berarti itu present tense. Kalau kebiasaan, habit itu berarti present tense. Kalau habit yang kalian lakukan tiap hari, tiap weekend, itu present tense. Tapi kalau ingin menceritakan kejadian berarti itu past tense.**

L : Have you finished?

L : Before I forget this is your homework to describe your childhood and memories. Childhood memories what is that? **Apa itu artinya? Tentang masa kecil kalian apa yang paling menarik. Apa yang paling terkesan. Apa yang kalian ingat** what is the most memorable memories from your childhood. **mungkin saya pernah tenggelam, pernah jatuh dari pohon** you can share it in the classroom.

L : I'll give you five minutes to complete your story

L : Oke, let's see, who want to go first, **siapa yang mau duluan.**

L : It is okey we will correct it together, **nanti kita koreksi sama-sama.**

L : oke siapa ada yang mau

L : ohh do you want to write it down.do you have another.....

S : (read her story)

L : **Itu memang benar yah kalau** simple present tense **berarti, ada yang tau** tenses. **Belum paham tenses perbedaannya. Ini memang benar juga tapi ini bukan** past tense **ini** present tense. Oke what else your sentence **apa lagi? Hanya itu?** It should be in the whole story. **Kalau 1 kalimat yah dari tadi, tidak 20 menit.** Andi ayu what is your sentence?

S : 1 kalimat ji ma'am

L :yah,

S : (Read her sentence)

L : my dog **anjingnya berbaring?** My dog lies down On the grass. Past tense?

Lied **yah** no lies.

L : I think it will be better if you write down your sentence. **Hapus dulu yang ini.** Where is your marker? **Spidolnya mana?.**

L : **Masing-masing tulis yah 1 kalimat.** Oke next **berurutan ajah.**

L : Listen I feel dizzy right now **saya pusing karena kurang tidur.** So listening I will send you the audio **lanjut yah ini.** I will send you the audio and answer the question for question later. **Nanti saya kirim adionya kalian nanti jawab** and you need to submit by tonight **karena seharusnya di jam kita kan** at least today you need to submit and also I have another homework for you. **Nggak apa-apa yah banyak tugas.** Oke I want you to make a group of four **4 orang dalam 1 group.** **Makanya dengar supaya kalian tidak tanya-tanya lagi.** Ada yang saya kirim **di grup yah** page 24 and it is about job, so you make a a question and your friend

will guess what kind of job for example do you work outside, do you wear uniform, you can answer yes or no or you can also give a clue **kalain juga bisi ini yah ohh saya kerja di kelas saya mengajar**. And then your friend will guess you are a teacher. **Oke tapi jangan bilang ketemannya yah kerja nya apa. Tapi** you can make some clue **beberapa kata petunjuk**. I wear uniform **saya pakai seragam**.teman-temanya juga buat pertanyaan do you wear uniform? **Apakah kamu kerja di sekolah, kantor polisi begitu yah** you prepare your question and your friend will answer. Don't tell your friend what your job is later in the classroom we will practice. Do you have any question? Later I will send the audio **saya akan kirim audionya nanti**.

L : Are you done with the sentence? **Sudah?**

L : Oke we have three dogs in **artinya 3 Anjing?**

L : Oke please pay attention **yang di belakang** pay attention. **Jadi kalau ada kesalahan teman** we also learn from their mistake and will not do the same thing.

L : The weather is clear at the time. **Kalau mau bilang pada saat itu berarti** at that time. **Jadi berbeda yah** at the time **sama** at that time.

L : oke next time pay attention don't make the same mistake **jangan membuat kesalahan yang sama**. **Ohh iya ini juga busa di foto di taro di rumah**. Now oke **sekarang buat kalimat** in past tense about your s weekend. Actually it should be in a story. **Seharusnya dalam bentuk cerita yah**

S : Berapa ma'am

L : as much as you can, **sebanyak yang kalian bisa.pasti banyak yang kalian lakukan**.

L : Do you have any questions? **Ada yang mau bertanya**. Do you know how to tell time **menyebutkan waktu**. What time is it now can someone tell me what time is it now?

S : four to ten

L : oke good **kalaupun mau bilang 9:46** what time is it now?

S : nine forty six

L: Nine forty six **oke begitu**. It is a basic thing that you need to listen. **Harus lebih banyak belajar jadi kalau tidak belajar di kelas berarti kalian harus belajar sendiri di rumah. Banyak sumber** you can find a lot in internet.

L : **Jadi kalau kalian lagi di rumah atau hang out dengan teman-teman kamu buka saja Bahasa Inggris denger-dengar saya seperti itu dulu. Kamu harus belajar sendiri** you will not get anything in the classroom.

L : I have sent six tenses in the group so you can learn. There is also structure, **rumusnya yah.**

L : Have you finished? **Ada yang sudah. Ada yang mau bertanya? Do you have any question? Ada yang sudah** are you done?

S : I didn't do anything

L : I didn't do anything. you can say **kalian** you can say I didn't do anything special

S : (continue read his sentence)

L : oke just like that **ada lagi?**

S : (Read her sentence)

L : oke times is up the rest is next week **yang lain minggu depan yah.**

Third Observation at ag 3

L: Sit down please, assalamualaikum wr.wb.

S : Wa'alaikumsalam wr.wb.

L :how are you today

L : Anyway today we are going to talk about your childhood memories. What happen to you in the past.

L : **10.15 tanya ketemannya kalau kalian tidak bisa lagi masuk sudah terlambat.**

L : oke listen to your name. melisa childhood memories do you make your assignment? Stand up please and share your story.

S : (read her sentence)

L : Ok good thank you sulfiani?

S : (read her story)

L : **keras yah** so I can hear you, oke thank you

L : **Nanti di perbaiki yang present di ubah menjadi past tense we are jadi we were I go jadi I went.** Oke next

S : (Read her story)

L : I was alone **jangan** I am alone **itu di ganti yah ke past tense masih banyak yang salah.** Oke next

S : (read his story)

L : Oke thank you, now fitriannur

S : (Read her story)

L : Oke thank you forget **jadi** forgot oke nurfitrah

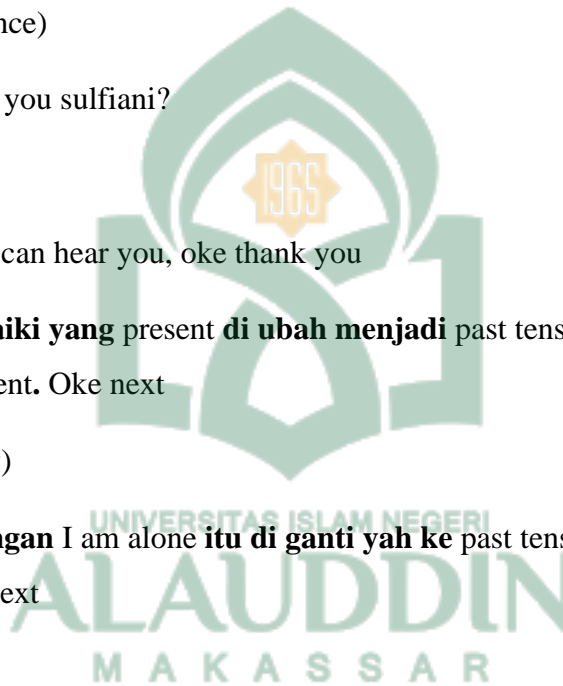
S : (read her story)

L : oke next

S : (read her story)

L : oke louder please **keras.** Oke Anisah

S : (Read her sentence)



L : oke thank you. **Yang sudah bikin** where do you want to go, what things do you want to buy. **Kamu mau beli apa.** Your dream place **kamu mau pergi kemana.** oke future. Oke Arya **yang lain diam yah** so I can hear arya's voice.

S : (Read her story)

L : Louder please **yang lain** please be quite.

L : oke next radia

S : (read her story)

L : **yang lain** please be quite I can't hear here.

L : **Kalau diminta buat** past tense **jangan pake** will **yah kalau** go **jadi** went. Oke next

S : (read his story)

L : oke I get tired **menjadi** I got tired. Oke next windi

S : (read her story)

L : oke Ahmad

S : (read his story)

L : Oke good thank you

L : oke everyone listen, **semuanya dengar dulu.** I hear a lot of you still use present tense **misalnya** I went **bukan** I go.

L : **jadi bisa dibedakan yah** present tense **itu menjelaskan kenyataan atau menjelaskan** habitual **kebiasaan.** I wake up every morning at 7 am. I cook every morning. **Ada pertanyaan?**

S : how can we pronounce **yang biasanya ada ed di belakang nya** ma'am?

L : **seperti ditelan.** Seperti yang saya bilang tadi kecuali eliminated. **Kata apa lagi?**

S : jump, jumped

L : oke **jadi** next time **jangan bilang** helped

L : **tidak ada lagi bertanya kita pindah ke future tense. Ada yang mau bertanya tentang present dan past tense paham? Atau ada lagi yang belum paham.** In a two weeks we will talk about future tense

S : **kapan menggunakan present tense ma'am?**

L : **kalau menjelaskan kenyataan atau menjelaskan habitual kebiasaan. Atau menjelaskan kejadian saat ini. Kecuali kalau mau menjelaskan kejadian kemarin she wore blue skirt.**

L : let's play game you mention the verb, **kan kalau 2 minggu yang lalu Cuma huruf. Oke sebutkan verb nya.** All the word should be verb. Oke let's start. I will start and you point your friend immediately. **Langsung tunjuk temannya yah jangan mikir-mikir.**

L : oke next

L : oke next **siapa** who is next?

L : oke next **siapa**

L : oke now sentence you make a sentence **bikin kalimat jadi kalau saya tunjuk atau kalau temannya nunjuk am jadi I am Sandra. Tapi langsung di sebut temannya yang di sebelah. Kalau temannya yang bilang be berarti teman yang di sbelahnya bikin kalimat. Jadi ada yang dapat bagian kata ada yang kalimat. Kata benda, kata sifat** it is okay and the person next to you should say the sentence, simple sentence right sentence. Oke let's start with A

S : sembarang ji ma'am

L : up to you

L : yang **simple-simple** saja

L : kata word

L : what is the word Q **katanya dulu apa,baru di buat kalimat**

S : quite

L : oke what is the sentence

L : **siapa yang belum buat kalimat**

L : oke after that **ada lagi siapa?**

L : I watch cinema **bukan** I watching

L : now how about this any one who want to share dream. You go ahead please listen to your friend

S : (read her story)

L : excuse me make it as a story. Long sorry

L : next who is next you

S : (read her story)

L :who is next **ada lagi?**

L oke next week your homework describing places you can describe tourism type, **bisa tempat wisata apa yang dia punya ada apa di situ apa yang menarik. Apa yang bisa kalian lakukan** what can you do in there. Describe places what are the food yo can enjoy what kind activities you can do over there. It should be in present tense. Because you will tell the fact. And also you can explain about your hometown you can go to bima for example. Oke please submit on lentera. Oke thank you very much everyone and see you next week.

Third observation at ag 4

L : How are you everyone? Have you done your homework?

L : **Bagaimana untuk yang jobnya. Untuk listening yah itu.**

L : oke listen to your name andi ayu

S : yes ma'am

L : oke which one do you make? **Yang mana yang kamu bikin**

S : childhood

L : oke let's see you may stand up please

S : (read her story)

L : **katanya** childhood **yang di bikin itu apa?** Yesterday

S : (continue read her story)

L : it should be in past tense not present tense. Oke arya

S : yes ma'am

L : which one childhood?

S : assalamualaikum

L : waalaikumsalam why are you so late? **Kenapa**

S : (Read his story)

L : excuse me **apa itu apa artinya?**

L : that's all, **tidak ada lagi** that's all? Oke that AC work or not? **AC nya bekerja atau tidak?**

S : tidak

L : **kalau tidak minta tolong jendelanya di buka saja**

L : oke next.

L : **Faulin, 1,2,3,4 tidak lulus yah bilang** see you next year. **Tidak lulus. 4 kali tidak hadir. Salmiah**

S : (read her story)

L : Louder please I can't hear you

L : oke thank you. **Jadi yang belum bikin childhood bikin sekarang yah childhood.** Husni

S : di Jalan ma'am

L : **Bilang pulang miki tidak usah masuk. Sudah jam berapa ini nggak usah masuk.** Isra

S : Tidak ada ma'am

L : Siti Fatimah

S : Assalamualaikum

L : Wa'alaikumsalam No you may not enter. **Sudah sangat terlambat kamu tidak bisa masuk.** Maybe next month. Oke siti Fatimah

S : tidak ada ma'am

L : Good bye **sudah 4 kali tidak hadir** next year **berarti.** Bilang ke Fatimah good bye see you next year. **Nurul ini baru semester 1 sudah malas banyak sekali ini yang tidak lulus di mata kuliah saya.** Oke

S : (read her story)

L : oke thank you. Ari

S : (read his sentence)

L : oke good Lisna

S : sakit ma'am

L : **Tapi ini sudah 4 kali** I don't know maybe. **Oke Imam ada imam. Imam tidak ada imam tidak lulus. Banyak tidak lulus yah baru pertemuan ke 11 sudah ada kick out yah,** oke nurul

S : (read her story)

L : oke good.

L : **Kalau yang Belum bikin** childhood **bikin yah** childhood memories.

L : **Yang sudah bikin ini** future what do you want to be in the future what do you want to do in the future.

L : You still need to change the present tense to past tense because it already happens. Jadi kalau **have** dia jadi **had**. Oke thank you, dewi?

S : (read her story)

L : oke good thank you ikram

S : (Read his story)

L : I went **yah saya pergi kalau** present I go

L : oke next ramlah, **Ramlah sudah 3 kali yah 1 kali lagi berarti** get out. Oke next

S : (Read her story)

L : Louder please **kerasin suaranya**.

L : **Ada yang mau bertanya tentang** past tense **sebelum kita** move on ke future.

S : **Kalau misalnya** past tense **harus pake ed di belakangnya ma'am**

L : **Tidak juga kan ada** regular **dan** irregular. Regular **itu seperti ini ada ed, d di belakng katanya kalau** irregular **yang tidak beraturan seperti ini** see, saw, seen

L : Oke now we have finished past tense **paham semua** past tense? **Ada lagi yang mau di tanyakan karena kalau tidak kita** move on ke future. **Jadi gini yah kalau nanti** in speaking test you should differentiate **membedakan** present tense and past tense sentence. And now future. Future is about plan. Where do you want to go country, where places do you want to visit. What things do you want to buy? **Barang apa yang kalian ingin beli disana**. What do you want to do in the future. That is your assignment now. **Kalau sudah** let me now. We will hear from you.

S : apa ini

L : Future so **2 minggu ini kita akan belajar** future tense and then we learn presentation in the classroom.

L : Oke are you done? **Sudah ya? Ada yang sudah?**

L : **Oke ada yang sudah? Siapa yang sudah**

L : **oke ada yang sudah? Kalau sudah** let's hear **mari kita dengar**

S : **Dalam bentuk kalimat ma'am**

L : **Yah kalimat sih mestinya bikin rencana liburan sudah?** Oke let's hear

S : (read his story?)

L : Next who is next? **Siapa lagi**

S : (Read her story)

L : Oke thank you next **siapa lagi?** Tell me about your dream where do you want to go **siapa tau itu jadi kenyataan yah.** You know no kidding **ya dulu itu kan I applied scholarship to Germany dulu waktu saya masih kuliah kemudian kita di suruh menulis application letter, kenapa kamu ingin ke jerman kenapa kita harus memilih kamu sebagai penerima beasiswa. Saya tulisnya terlalu lebay sih sebenarnya saya bilang saya mau tulis buku dalam Bahasa jerman, saya mau mengajar Bahasa jerman, pokoknya sudah kaya iklan bangetlah sudah lebay. Masih seumuran sperti kalian. Saya akan bikin pertunjukan teater dengan Bahasa jerman, nah itu kan membuat orang jerman senang, berarti dia mau mempromosikan negaranya bahasanya, akhirnya saya terpilih padahal itu hanya bualan semata. But you know in the future it is already happen. Setelah di ingat-ingat kok tercapai semua yah. Pokoknya bualan saya pada saat itu jadi dan saya mengajar Bahasa jerman padahal itu masih bulshit pada saat itu. siapa tau jadi do'a so it is okay we make dream . **Jadi plusnya saya ke jerman.** So hopefully **bualan kalian juga akan come true. Oke siapa lagi yang mau dreaming siapa tau jadi do'a.****

L : Oke siapa tau kalian dapat beasiswa ke jerman, australi, amerika, ada lagi?

L: ohh yah dan dulu dosen saya ketawain saya karena dia sudah tau bualan sekali ini maksudnya dia pandang enteng ehh tapi ternyata saya yang terpilih saya juga tidak nyangka yah punya harapan bisa keliling eropa tapi kaya'nya tidak mungkin yah tapi ternyata bisa saya keliling eropa. Nggak apa-apa punya mimpi siapa tau dan apa yah jagan patah semangat. Mungkin di antara kalian ada yang tidak hebat saat ini tapi siapa tau 2 tahun kedepan. Kadang-kadang kita memandang enteng orang tapi ternyata dia yang menjadi sesuatu dia became something. Pada awalnya di bawah kemudian pelan-pelan naik dan menjadi something better. Penting untuk tidak merendahkan orang lain.

L : sudah?

S: (read her story)

L : oke thank you

L : Ada lagi? Who is next? Sudah mau habis waktu

S : (read her story)

L : Oke thank you next week describing places. Kalian bisa pilih yah terserah yah tapi agak panjang yah bisa juga menjelaskan seperti malino atau terserah. Describing places pake future tense country bisa yah selain yang in yah yang ini different. Your homework is to describe place dan tempat wisata apa yang ada di situ, apa yang kalian bisa enjoy, apa yang kalian bisa makan, apa yang kalian bisa kunjungi, bisa juga tentang hometown, belum pernah yah hometown. Dream places juga bisa yah. Oke thankyou everyone and see you next week. Oke sebentar listening yah I'll meet you don't be late