

**USING EF KIDS & TEENS INDONESIA YOUTUBE CHANNEL
IN TEACHING WRITING NARRATIVE TEXT
TO THE FIRST-GRADE STUDENTS
OF SMAN 10 MAKASSAR**



A THESIS

**Submitted in Partial Fulfillment of Requirements for the Degree of
Sarjana Pendidikan (S.Pd.) of English Education Department
Faculty of Tarbiyah and Teacher Training
Universitas Islam Negeri Alauddin
Makassar**

By:

NANIK LESTARI NINGSIH

Reg. Number: 20400116036

**ENGLISH EDUCATION DEPARTMENT
FACULTY OF TARBIYAH AND TEACHER TRAINING
UNIVERSITAS ISLAM NEGERI ALAUDDIN MAKASSAR
2023**

PERNYATAAN KEASLIAN SKRIPSI

Mahasiswa yang bertanda tangan dibawah ini:

Nama : Nanik Lestari Ningsih

NIM : 20400116036

Tempat/Tgl. Lahir : Ujung Pandang, 16 Mei 1998

Jur/Prodi/Konsentrasi : Pendidikan Bahasa Inggris

Fakultas/Program : Tarbiyah dan Keguruan

Alamat : Griya pallangga mas blok E No. 6

Judul : *“Using EF Kids & Teens Indonesia Youtube Channel in Teaching Writing Narrative Text to the First Grade Students of SMAN 10 Makassar”*

Menyatakan dengan sesungguhnya dan penuh kesadaran bahwa skripsi ini adalah benar hasil karya sendiri. Jika kemudian hari terbukti bahwa ini merupakan duplikat, tiruan, plagiat, atau dibuat oleh orang lain, sebagian atau seluruhnya, maka skripsi dan gelar yang diperoleh karenanya batal demi hukum.

Samata-Gowa, 28 Agustus 2023

Penyusun,

Nanik Lestari Ningsih

NIM: 20400116036

PERSETUJUAN PEMBIMBING

Pembimbing penulisan skripsi saudara **Nanik Lestari Ningsih**, NIM: **20400116036**, mahasiswi Jurusan Pendidikan Bahasa Inggris pada Fakultas Tarbiyah dan Keguruan, UIN Alauddin Makassar, setelah meneliti dan mengoreksi secara seksama skripsi yang bersangkutan dengan judul *“Using EF Kids & Teens Indonesia Youtube Channel in Teaching Writing Narrative Text to the First Grade Students of SMAN 10 Makassar”* memandang bahwa skripsi tersebut telah memenuhi syarat-syarat ilmiah dan dapat disetujui untuk diajukan pada *Ujian Munaqasyah*.


Samata-Gowa, 28 Agustus 2023

Pembimbing I,



Dr. Kaharuddin, S.IP, M.Hum.
NIP. 19750814 200511 1 006

Pembimbing II,



Dr. Sitti Nurpahmi, S.Pd., M.Pd.
NIP. 19740308 200901 2 003

UNIVERSITAS ISLAM NEGERI
UNIVERSITAS ISLAM NEGERI
ALAUDDIN
M A K A S S A R A

PENGESAHAN SKRIPSI

Skripsi berjudul, "Using EF Kids & Teens Indonesia YouTube Channel in Teaching Writing Narrative Text to the First Grade Students of SMAN 10 Makassar", yang disusun oleh Nanik Lestari Ningsih, NIM: 20400116036, mahasiswa Jurusan/Prodi Pendidikan Bahasa Inggris, Fakultas Tarbiyah dan Keguruan, UIN Alauddin Makassar, telah diuji dan dipertahankan dalam sidang Ujian Skripsi/Munaqasyah yang diselenggarakan pada hari Kamis, tanggal 31 Agustus 2023 M, bertepatan dengan 14 Shafar 1445 H, dinyatakan telah dapat diterima sebagai salah satu syarat untuk memperoleh gelar sarjana dalam Ilmu Tarbiyah dan Keguruan, Jurusan/Prodi Pendidikan Bahasa Inggris dengan beberapa perbaikan.

Samata-Gowa,

31 Agustus 2023 M
14 Shafar 1445 H.


DEWAN PENGUJI: Nomor SK 3616 Tahun 2023

Ketua : Dr. Sitti Nurpahmi, S.Pd., M.Pd.
Sekretaris : Nur Aliyah Nur, M.Pd.
Munaqisy I : Dr. Hj. Mardiana, M.Hum.
Munaqisy II : Nur Aliyah Nur, M.Pd.
Pembimbing I : Dr. Kaharuddin, S.IP., M.Hum.
Pembimbing II : Dr. Sitti Nurpahmi, S.Pd., M.Pd.



Diketahui oleh:

Dekan Fakultas Tarbiyah dan Keguruan
UIN Alauddin Makassar,


Dr. Andi Achruh, M. Pd.I.
NIP 196609081994031002

ACKNOWLEDGEMENT

بِسْمِ اللَّهِ الرَّحْمَنِ الرَّحِيمِ

Alhamdulillah Robbil' Alamin, the researcher would like to express the deepest gratitude to the almighty God Allah *Subhanahu Wa Ta'ala*, the only provider, the most merciful who gives guidance, inspiration and health for the researcher to be able to conduct and finish this thesis. Furthermore, *Salaam* and *shalawat* are always delivered to our prophet Muhammad *Shalallahu Alaihi Wassalam.*, who has brought us from the darkness to the lightness, from the bad era to the good era, from Jahiliyah era to Islamiyah era.

During writing this thesis, the researcher received much assistance from a number of people, for their support, motivation, suggestion, correction and advice during ups and downs. Without them, the researcher would never reach this point. Therefore, the researcher would like to express the greatest thanks and appreciation for the people mentioned below:

1. The researcher's father Drs. Pranata and her mother Wanti, the frontline support system who never tired of praying and supporting their daughter so that she could finish this research and complete her study.
2. **Prof. Hamdan Juhannis, M.A., Pd.D.** the Rector of Universitas Islam Negeri Alauddin Makassar and all his vices.
3. **Prof. Dr. H. A. Marjuni, S.Ag., M.Pd.I.** the dean of Tarbiyah and Teacher Training Faculty of Alauddin State University of Makassar.

4. **Prof. Dra. Hj. St. Azisah, M.Ed.St., Ph.D.** the Head of English Education Department, Faculty of Tarbiyah and Teacher Training of Universitas Islam Negeri Alauddin Makassar and all of the staff.
5. **Dr. Kaharuddin, S.IP., M.Hum.** the researcher's first consultant who never tired of giving advice, suggestion, and helping the researcher write this thesis.
6. **Dr. Sitti Nurpahmi, S.Pd., M.Pd.** the researcher's second consultant and also the Secretary of English Education Department, Faculty of Tarbiyah and Teacher Training who provides convenience for completing this thesis.
7. **Dr. Hj. Mardiana, M. Hum.** the researcher's first Examiner who has given some criticism and suggestions for revising this study.
8. **Nur Aliyah Nur, M. Pd.** the researcher's second examiner who has given some criticism and suggestions for revising this study.
9. All the lecturers and staff of English Education Department, Tarbiyah and Teaching Science Faculty who encourage and helped me since year one until completing my study at Universitas Islam Negeri Alauddin Makassar.
10. Students of SMAN 10 Makassar, especially to the teacher and all the students of class X MIPA because without them, the researcher cannot finish her research.
11. The researcher's partners in NGC; Andi Zahra, Hasriani, Nur Wahida Salihin, Nur Qalbi Rustan, Annisa Miftahul Jannah, and Nurlatifah Ramadhani who always supported me in doing this research.

12. The researcher's friends in English Education Department 2016, PBI 1 and 2 who taught me a lot of things, what people mean to each other, thank you for being a good classmate.
13. Dear friends from the 2016 English Education Department class especially Muh. Najamuddin, Aldiansyah S, Fahmi Satria and Herdyan Pratama who have always given support and prayers for his success.
14. The people that the researcher are not mentioned in this acknowledgement but also helped and give support.

The researcher realizes that the writing of this thesis is still far from perfect. There are still many errors that must be corrected. Therefore, constructive criticism and suggestions will be highly appreciated. May all our efforts be blessed by the Almighty God Allah SWT.



The Researcher,

Nanik Lestari Ningsih
NIM. 20400116036

TABLE OF CONTENTS

COVER PAGE	i
PERNYATAAN KEASLIAN SKRIPSI	ii
PERSETUJUAN PEMBIMBING	iii
PENGESAHAN SKRIPSI	iv
ACKNOWLEDGEMENTS	v
TABLE OF CONTENTS	viii
LIST OF TABLES	x
LIST OF FIGURES	xi
ABSTRACT	xii
CHAPTER I	1
INTRODUCTION	1
<i>A. Background</i>	<i>1</i>
<i>B. Research Question</i>	<i>5</i>
<i>C. Research Objective</i>	<i>6</i>
<i>D. Research Significance</i>	<i>6</i>
<i>E. Research Scope</i>	<i>7</i>
<i>F. Operational Definition of Terms</i>	<i>8</i>
CHAPTER II	10
REVIEW OF RELATED LITERATURE	10
<i>A. Review of Related Research Findings</i>	<i>10</i>
<i>B. Some Pertinent Ideas</i>	<i>12</i>
<i>C. Theoretical Framework</i>	<i>27</i>
<i>D. Hypothesis</i>	<i>29</i>
CHAPTER III	30
RESEARCH METHOD	30
<i>A. Research Method</i>	<i>30</i>
<i>B. Population and Sample</i>	<i>31</i>
<i>C. Research Instruments</i>	<i>32</i>
<i>D. Data Collection Procedures</i>	<i>33</i>
CHAPTER IV	44
FINDINGS AND DISCUSSION	44

A. <i>Using EF Kids & Teens Indonesia YouTube Channel in Teaching English writing Narrative text to the First-Grade Students of SMA Negeri 10 Makassar</i>	44
B. <i>Discussion</i>	64
CHAPTER V	74
CONCLUSION AND RECCOMENDATION	74
A. <i>Conclusion</i>	74
B. <i>Reccomendation</i>	76
BIBLIOGRAPHY	79
APPENDIECES	81
APPENDIX 1	82
APPENDIX 2	97
APPENDIX 3	155
APPENDIX 4	156
APPENDIX 5	157
CURRICULUM VITAE	157



LIST OF TABLES

Table 1. Classifying Students' Score.....	40
Table 2. Writing Classification Rubric.....	42
Table 3. The Result of the Pre-test.....	54
Table 4. The Statistics of Pre-test.....	55
Table 5. The Result of Post-Test.....	57
Table 6. The Statistic of Post-test.....	58
Table 7. Test Scores Comparison between Pre-Test and Post-test.....	59
Table 8. The Classification of the Results in Pre-Test and Post-Test.....	61
Table 9. One-sample Kolmogorov-Smirnov.....	62
Table 10. Paired Samples T-Test.....	64



LIST OF FIGURES

Figure 1:EF Kids & Teens Indonesia	22
Figure 2:Efolklore from west java Bawang Merah Bawang Putih	23
Figure 3: Orientation of the story	24
Figure 4: Complication of the story	24
Figure 5: Resolution of the story	25
Figure 6: Coda of the story	26
Figure 7: Theoretical Framework	28
Figure 8: A Framework of EF Kids & Teens Indonesia Based on English Language Teaching Material	52
Figure 9: The Pre-test Score Distribution and Frequency	56
Figure 10: The Statistics of Post-test	58
Figure 11:The Comparison between Pre-test and Post-test Score	61

ABSTRACT

Name : Nanik Lestari Ningsih
Reg. No. : 20400116036
Department : English Education Department
Faculty : Tarbiyah and Teaching Faculty
Title : *Using EF Kids & Teens Indonesia Youtube Channel in Teaching Writing Narrative Text to the First Grade Students of SMAN 10 Makassar*
Consultant I : Dr. Kaharuddin, S. IP., M.Hum.
Consultant II : Dr. Sitti Nurpahmi, S. Pd., M.Pd.

This research focuses on the student's writing skills in narrative text. The purpose of this research is to find out the effectiveness of using short movies from EF Kids & Teens Indonesia YouTube channel in teaching narrative text on the student's writing skills in terms of content (topic and detail of the text), organization (orientation, complication and resolution), grammar (use past tense), vocabulary, and mechanics (spelling, punctuation and capitalization).

Pre-experimental method was used in this research with one group pre-test and post-test design. The population of this research was all of the students in the first grade of SMA Negeri 10 Makassar who enrolled in the academic year 2022/2023. The sample of this research is class MIPA which consists of 30 students. The instrument to collect data was writing test. This research uses probability sampling with a simple random sampling technique, and the sampling method uses lottery numbers.

The results of this research showed that the average score on pre-test was 41.8 and after giving the treatment, the average score on the post-test was 76.1. it can be concluded that the post-test score was higher than the pre-test score. It meant that there was a significant effect on the students' writing skills in writing narrative text by using short movies from EF Kids & Teens Indonesia YouTube channel, while the results of the one-sample T-test where significant 2-tailed was $0.000 < 0.05$ had a significant effect on students. Therefore, H_0 is rejected and H_1 is accepted.

Based on the result analysis, the researcher concludes that using short movies from EF Kids & Teens Indonesia YouTube channel in teaching narrative writing text was effective in improving students writing skills in writing narrative text especially in Class X MIPA 1, X MIPA 2 and X MIPA 3 in SMA Negeri 10 Makassar.

Keywords *English writing narrative text, EF Kids & Teens Indonesia Youtube channel, Audio-visual media, Short movie.*

CHAPTER I INTRODUCTION

A. *Background*

There are four language skills that students have to achieve in order to be fluent in English. Those skills are: speaking, listening, reading and writing. Writing is one of the language skills that is taught as a compulsory subject in academic life according to the 2013 curriculum, which mandates students to learn English in junior high school and senior high school.

Most students find writing as a difficult skill to be mastered because they have to master the concept of an idea and be grammatically proficient in stringing words so they can project it into a well-written form.

Richard and Renandya (2002: 303) state, "Writing is the most difficult skill for the second language and foreign-language learners." Furthermore, they said that writing is not only generating and organizing ideas of our mind, but also translating these ideas into a readable text." Heaton (1975: 138) also states that "Writing skills are more complex and difficult to teach, requires mastery not only grammatical and rhetorical devices but also conceptual and judgement elements."

In the holy Qur'an, Allah has stated in surah al- 'Alaq verses 4-5:

الَّذِي عَلَّمَ بِالْقَلَمِ (٤) عَلَّمَ الْإِنْسَانَ مَا لَمْ يَعْلَمْ (٥)

"Who was taught (the writing) by the pen. He has taught Man that which he knows not (Q.S Al-Alaq: 4-5)"

In addition, the Qur'an surah Al-qalam verse 1, Allah also says

ن وَالْقَلَمِ وَمَا يَسْطُرُونَ

“Nun. By the pen and what they inscribe.”

According to M. Quraish Shihab (1997) The word “Qalam” in verse 4 of surah al- ‘Alaq has meaning of the tool to write (pen). It simply means that a pen is used to write, and the output is written text. According to those verses, Allah SWT indicated that Allah taught human beings through the pen (qalam), which may be used to closely study science. Prophet Muhammad was also sent by Allah to clarify things to people. Al-Qalam told us to write down the science we read so that we do not forget it.

In Senior high school, the skill of writing is taught by using genre-based learning. There are some genres of text in writing which are taught to senior high school students. They are: narrative text, descriptive text, recount text, report text, procedure text, news item, anecdote, explanation, discussion, exposition, information and review (Husna, 2013.) One of the genres is narrative text. Narrative text is a text that used to amuse, entertain and deal with problematic events which in turn find a resolution. Narrative text is a text that has to be learnt in first-grade students of senior high school.

It stated in core competence (KI) and basic competence (KD) 3.8 and 4.8 of the 2013 curriculum syllabus english for first-grade students in SMAN 10 Makassar “the students are expected to be able to; (1) identify the social function, text structure and linguistic elements of spoken and written narrative texts, write

simply about folktale according to the context of use, (2) analyzing the social function, text structure, and linguistic elements of simple spoken and written about folktale according to the context of use, (3) determining the moral values contained in short narrative text, (4) reformulate a story that has been observed into its own language which is more simple.”

Based on the curriculum 2013 above, this study focuses on one component that is expected to be mastered by students which are their skill to write according to the structure and linguistic features in narrative text.

Therefore, the researcher conducted a preliminary test on May 10th 2021 to identify the students’ writing skills in narrative text. It consists of 30 students from the first grade of SMA Negeri 10 Makassar. The preliminary test was conducted online by using Google Forms. The preliminary test is about their comprehension of narrative text by making them write narrative text stories. Based on the researcher’s preliminary test, the researcher found out that most of the students cannot write an English narrative paragraph well. It indicates from one of the students’ writing results as following below:

It shows that the students are having difficulty in writing narrative text, because the students did not know the requirements of writing narrative text. They lacked many aspects of writing. In terms of content (content related to the topic and details of the text) they still did not know the details of the topic because they lacked of information so they cannot develop their ideas into well-written paragraphs such as *“Once upon a time live an mother a one son. One day Malin Kundang wants to ask for permission to her mother.”* They also showed many mistakes in terms of

grammatical order. They used present tense instead of past tense. Such as the verb “*wants*” must be replaced with “*wanted*” and also had problems with spelling. The word “an mother” must be replaced with “a mother” They often wrote many words incorrectly. In this case, through interview one of the students said that learning to write a narrative it’s not easy because they have to focus on a series of stages that must be considered in detail, such as orientation, complication, resolution, and re-orientation. All of those elements must include in the plot of a narrative text. On the other hand, the problem that occurs at school is the students have studied English for three years in a row when they are still in junior high school and it is hoped that the students have good basic English skills.

To be able to improve the student’s writing skills, a teacher must use an effective media in their classroom.

According to Harmer (2001), using audio-visual media in writing can motivate students because they will get information on what they should write or tell in relation to the video and then get an interest to develop their ideas. And for that reason, short movie is a medium that can be used to improve students’ motivation to learn writing because students not only hear the voice but also see the situation that happens in the story by watching short movies. And from that, students are more interested and motivated in using short movies in their classroom. Lavery (2008) argues that using audio-visual media such as short movies is an effective way of motivating and helping students to understand the language. It is used to teach all aspects of writing components such as content, grammar, vocabulary, organization and mechanics because a short movie provides visual

context that assists the students to comprehend more easily all in one media called short movie.

In this research, the researcher proposed a media. The media itself is using english short movies and is expected to improve the writing skill in narrative text, especially in the first-year senior high school students, namely EF Kids & Teens Indonesia. EF & Kids Teens Indonesia is a YouTube channel created by the largest English language courses in the world from Sweden with more than 30 years of experience. This YouTube channel is a portal to learn and have fun with English. It provides various English short animation movies and all kinds of articles about English for free. From lifestyle to learning tricks, videos and audio in english. A movie means a series of moving pictures recorded with a sound that tells a story, shown at the cinema (Hornby, 2006:950). While a short movie basically has a short duration of around 7-30 minutes. Short movies that will be used in this research is in the form of English animated movie about narrative story

In relation to the problem above, the researcher is interested in conducting research entitled *“Using EF Kids & Teens Indonesia Youtube Channel in Teaching Writing Narrative Text to the First Grade Students of SMAN 10 Makassar”*

B. Research Question

Based on the background above, the researcher formulates the research problem as follows:

“Is using EF Kids &Teens Indonesia YouTube Channel effective in teaching writing skills in English narrative text?”

C. Research Objective

Based on the research problem above, the researcher formulates the research objective as follows:

“To find out if using EF Kids &Teens Indonesia YouTube Channel effective in teaching writing skills in English narrative text”

D. Research Significance

The result of this research is expected to provide significant contributions both theoretically and practically.

1) Theoretical Significance

This research is expected to add more empirical evidence on how “EF Kids & Teens Indonesia” YouTube channel is used as a teaching and learning media. It allows students to restate their ideas with their own words and prevents them from repetition and plagiarism.

2) Practical Significance

a. For Students

This research is expected to give solutions for students in adding more information in writing narrative text by using short movies from EF & Kids Teens Indonesia YouTube channel.

b. For Teachers

This research is expected to help teachers in using alternative media in teaching narrative writing text.

c. For Other Researchers

This research is expected to help other researchers in adding references to do other studies on similar topics.

E. Research Scope

This research is focused on the implementation of using short movies from EF & Kids Teens Indonesia YouTube's channel as a medium in order to improve students' writing skills in English narrative text. The problem was limited to the student's writing skills in writing narrative text in terms of content (topic and detail of text), organization (orientation, complication and coda), grammatical order (use past tense), vocabulary (effective choice of words) and mechanics (spelling, punctuation and capitalization). This research is limited to the first-grade students of SMA Negeri 10 Makassar in the academic year 2022/2023, especially in class MIPA. Specifically MIPA 1, MIPA 2 and MIPA 3 as a sample so that when the same research is conducted in other schools it is possible that different results will be gained. Besides, the research is focused on language features of narrative text. To avoid misunderstanding in this research, the variable is used in analyzing the data in this research, there are two variables; they are (1) using EF & Kids Teens Indonesia YouTube channel as X variable and (2) Students' skills in writing narrative text as Y variable.

F. Operational Definition of Terms

The title of this research is “*Using EF Kids & Teens Indonesia Youtube Channel in Teaching Writing Narrative Text to the First Grade Students of SMAN 10 Makassar*” in understanding this research topic easily, the researcher would like to present the operational definition of terms.

1. EF Kids & Teens Indonesia

English First kids & teens Indonesia (abbreviated as EF) is an international education company that specializes in language training, educational travel, academic degree programs, and cultural exchange. The company was founded in 1965 by Bertil Hult in the Swedish university town of Lund. This company has a youtube channel called EF Kids & Teens Indonesia which provides educational content especially in learning English.

2. Media

Media is a means of transferring or conveying a message. Media is a tool to teach the students in the classroom to transfer their knowledge.

3. Audiovisual Media

Audiovisual media refer to both sound and visual element. Audiovisual media is a media that can be seen, touched and listened (Kasihani, 2007: 102).

4. Short movie

Short movie or motion picture is a series of moving images. It is produced by recording photographic images with cameras, or by creating images using

animation techniques or visual effects. Moreover, a short movie is a movie that only has a short duration of between 1 to 30 minutes.

5. Writing

Is the activity in which a person can express their ideas, feelings, and thoughts in the form of written text.

6. Narrative Text

Narrative Text is a text that is used to amuse or entertain the readers. It deals with problematic events which in turn find a resolution. There are four points in generic structure of narrative text. They are, (1) orientation; showing all the characters that involves in the story, (2) complication; describing the beginning of the rising problem in the story, (3) resolution; showing how each character in the story have character development, how they face their problem and find a solution to solve it. In addition, the language features of narrative text is using simple past tense, And (4) reorientation; it is an optional, showing the moral values that we can learn from the short movies.

CHAPTER II REVIEW OF RELATED LITERATURE

In this research, there are some reviews of related research finding from the previous researcher and some pertinent ideas. It specifically examines the research that is provided as a reference for researchers to make this research, along with reviews and expert theories. The following justification here:

A. Review of Related Research Findings

Nasruddin (2020) conducted research on *“Using Animated Short Film in Teaching Writing on Narrative Text.”* The subject of his research was the tenth-grade students in SMK Muhammadiyah 2 Bontoala Makassar. The objective of this research was aimed at finding out whether or not using animated short films as a tool is effective to improve the students’ english writing performance in terms of grammatical features (grammar), and mechanics (capitalization). The researcher used pre-experimental research with one group pretest and posttest design. The samples were 3 students that were chosen by using purposive sampling technique. The result of this research shows that using short films as a medium is effective to improve the students’ writing performance on narrative text in terms of grammatical features (grammar) mechanics (capitalization) and organization (narrative text).

Megawati (2021) conducted research on *“The Effectiveness of Animated Short Movies to Increase Students’ Ability to Write Narrative Text”*. The objective of this research is to know whether the Animated Short Movie is effective in

increasing the ability to write narrative text. The research employed a pre-experimental method test with one group pre-test and post-test design, and the data were collected by using a writing test. The sample of the research was the tenth-grade students which consisted of 35 students. The sample was taken by cluster random sampling technique.

The research findings indicated that the application of animated short movies was significant in improving the students' writing skill performance in terms of grammatical features and organization. The students' score pre-test in terms of grammatical features (59.77) was different from the post-test (86.34) and for the term of organization pre-test (59.82) was also different from the post-test (87.28). It showed that the mean score of the students' post-test was higher than the pre-test. Therefore, hypothesis H₀ was rejected and H₁ was accepted. Based on the findings and discussion of this research, it concluded that using animated short movies was effective in increasing the students' writing skill performance in the tenth-grade students of SMK Muhammadiyah 2 Bontoala, Makassar.

Catria Novita F. Manalu, Natalia Widya Pasca Tarigan, Mila Kristi Sitopu, & Ayu Paulina Silaban (2021) with *Journal of Languages and Language Teaching* entitled "*Improving Writing Skill of Narrative Text by Using Short Video at SMA Negeri 1 Silau Kahean*" at English Student, FKIP, University of Prima Indonesia. The objective of this study is to investigate the use of short videos to improve students' writing skills of narrative texts in senior high school. The instruments used to attain the qualitative data are observation and documentation. This study

is carried out in two cycles. The use of short videos helps students understand the generic structures of narrative texts. During the learning process, students are asked to analyze the narrative structures from the introductory to the conclusion paragraph. The improvement of students' narrative texts is made in the second cycle. The students' achievement achieves the passing grade. Therefore, the use of short videos is able to improve students' writing skills in narrative texts at senior high school.

To be compared with this research, some of the reviews of related research findings above focused on improving writing skills by using full-length films and short movies in improving writing ability in writing descriptive text and report text. It is different from this research that focused on improving the student's writing skills by using short movies from EF Kids & Teens Indonesia YouTube channel. This research will be conducted at the first grade of SMAN 10 Makassar.

B. Some Pertinent Ideas

The theory used to support this research is discussed in this part, while the scope includes writing skills, narrative text and the implementation of EF Kids & Teens Indonesia YouTube Channel.

a. Concept of Writing

1) Definition of Writing

Writing is one of the four language skills besides listening, speaking, and reading. It is an activity in arranging words, phrases, and sentences that is grammatically correct and appropriate to their purpose.

According to Caroline (2006), writing is a combination of process and product of discovering ideas, putting them on paper and working with them until they are presented to readers. Therefore, students who want to be able to write good writing must learn to write regularly. They add that there are several steps in writing:

- a) Decide on a topic (or have a topic assigned to you).
- b) Explore ideas about the topic through thinking, reading, listening, and so on.
- c) Formulate a thesis or main idea and decide what points you want to make to support it.
- d) Select details and examples (from reading, research, personal experience).
- e) Decide on the order in which you'll present your ideas and examples.
- f) Write the first draft; edit and revise for content, style, and writing mechanics; write a final draft.

2) Components of writing

In writing, Jacobs et al.,(1981:31) listed five critical components. Those are content, organization, vocabulary, language use and mechanics.

1) Content

Related to the topic and the details of the topic.

2) Organization

Organization refers to the ability of writers in organizing their sentences into a coherent and cohesive idea.

3) Vocabulary

Writers are able to select effective idioms, word choices and appropriate registers in their writing.

4) Language use

Language use refers to the effective use of tenses, word order and how well the sentences are arranged.

5) Mechanics

Mechanics includes spelling, punctuation, and capitalization. Spelling is important because it is one of the factors that contribute to meaningful writing.

Based on the definition above, the researcher defines writing as an activity in which a person can express their idea, feelings, and thoughts in the form of written text.

b. Narrative Text

1) Definition of Narrative Text

Narrative text is a kind of text that tells a story that is based on some events or experiences. Narratives contain problematic events which lead to a crisis or turning point of some kind, which in turn find a resolution. According to Schweiker (2002: 2), narrative writing is related to a series of events of an actual occurrence or a proposed occurrence at a particular place. It requires writers to closely observe, explore and reflect upon a wide range of experiences.

According to Anderson in Jafar (2017) a narrative is a piece of text which tells a story and, in doing so entertains or informs the reader or listener. Narrative is to amuse, entertain and to deal with problematic events that lead to a crisis or turning points of some kind, which in turn finds a resolution. Narratives can be in the form of a legend, fables, fairy tales, etc.

2) Purpose of Narrative Text

People read narrative texts possibly mostly for fun and pleasure; to pique and maintain readers' interest. But narratives can also be crafted to instruct or inform. They appreciate reading all genres of novels because they might experience similar emotions or be in comparable circumstances. This is consistent with Mark Anderson's assertion that “the purpose of narrative text is the readers as if involved within a story to get the pleasure.”

3) Generic Structures of Narrative Text

Sudarwati and Grace (2007) the generic structure of narrative text into four parts, they are orientation, complication, resolution and re-orientation.

1. Orientation: this part introduces the setting of place, time and the characters that will be involved in the story.
2. Complication: it tells about the problematic events that happening which are arranged in chronological order.
3. Resolution: it tells that the problematic event (the crisis) is resolved, either in a happy ending or in a sad (tragic) ending.

4. Reorientation/coda: this part is optional. It contains the moral values of the story.

5) Language Features of Narrative Text

- 1) Using specific characters. The character of the story is specific, not general. (Cinderella, Snow White, Alibaba, etc)
- 2) Using simple past tense.
- 3) Using adverbs of time. (Once upon a time, one day, a long time ago)
- 4) Using time conjunction (when, then, suddenly, etc)
- 5) Using action verbs. A verb that shows action. (Killed, dug, walked, etc)
- 6) Using direct speech. It is to make the story lively. (Snow White said, “My name is Snow White”). The direct speech uses present tense.

c. Concept of Media

1) Definition of Media

In general, the word “media” is derived from the Latin word *medius*, which means “middle”, “intermediate” or “introductory” (Sardiman, dkk., 2011: 6). In Arabic, the media is an intermediary or an introductory message from the sender to the receiver. Besides, as the system or the introduction, the media is often replaced with the word mediator (Arsyad 2014: 3). Anita (2009: 5-6) mentions that the media is everyone, materials, tools or events that can create conditions that enable learners to receive knowledge, skills and attitudes. From a teaching and learning perspective, media is a way for teachers to

introduce material to their students and help them receive it effectively (Naz & Akbar, 2008). More specifically, the meaning of media in the teaching and learning process tends to be interpreted as graphic tools, photographic, or electronic to capture, process and reconstruct visual or verbal information (Arsyad, 2005: 3). Based on the opinions above, media is a means of transferring or conveying a message.

a) Learning Media

Learning media is anything that is used to help convey things related to the teaching and learning process. Because with learning media it is hoped that the knowledge taught will reach the people who take part in the teaching and learning process, then they can understand and comprehend this knowledge. Learning media is also an instructional component consisting of messages, people equipment or objects. Along with the development of the times, knowledge and technology, learning media is also experiencing development and progress. This means that there are many types and variations of learning media along with the times and advances in knowledge and technology. This is what causes it to arise classification, grouping or also called learning media classification (Latuheru 1988: 14).

Musfiqon (2012: 28) revealed that learning media can be used as an intermediary between teachers and students in understanding learning material so that it is effective and efficient. A medium is called educational media when the medium transfers messages in a learning

process. The use of media is very important, it is impossible to coordinate learning activities without using media. media is flexible because it can be used at all levels of students and in all learning activities. Instructional media can also encourage students to be more responsible to control their own learning and take perspective learners about their learning. Learning media is very important to help students acquire new concepts, skills and competencies. (Arsyad, 2005: 3).

b) Kinds of Learning Media

Spratt (2008) points out that there are three types of learning media including visual, audio and audio-visual media. he claims that these types of media are commonly known by majority of people in learning a new language, specifically english language.

1. Visual Media

Visual media are anything that can be seen by eyes and brought into classrooms to support teaching and learning process. The visual media can give authentic visual experience to the students. Spratt divides the visual media into three kinds including printed media, realia, overhead transparency and LCD projector. Particularly,

- a) Printed media are the media that are made through printing process such as textbooks, magazines, newspapers, journals, etc.

- b) Realia are real objects which can be brought into the classroom such as calendars, puzzles, maps, globes, etc.
- c) Overhead transparency (OHT) and LCD projector are used by educators to display the materials through the screen of projector. Whereas LCD can show pictures, videos, PowerPoint or other softcopy materials from laptop projected through the screen of projector. Both OHT and LCD projector help the educators to describe, or explain the talking point.

2. Audio Media

Audio media are recorded learning materials which can only be heard. The audio media function for the listeners to identify the intonation and pronunciation of the native speakers without the live presence of the natives in the classroom. These media include radio, tape recorders, language laboratory, etc.

3. Audiovisual Media

Audiovisual media is a type of media that includes both audio and visual elements, such as video recording, various sizes of film sound slides and so on (Wina Sanjaya, 2014: 118). Audiovisual media is a media that can be seen, touched and listened (Kasihani, 2007: 102).

Audiovisual media are the combination of audio and visual. Thus, the media can be seen and heard simultaneously. The media include movies, short movies, videos, and TV programs containing picture and voice. Spratt also states that the students can easily understand the discussion through facial expressions, gestures, physical background from the audiovisual media.

2) Concept of Short Movie

1) Definition of Short Movie

Summer in Astiti (2012) stated that movie is:,

1. A roll of material which is sensitive to light and which is used in camera for taking photographs or moving pictures for the cinema.
2. A story, play, etc. recorded on film to be shown in the cinema, on television, etc.

A movie is one of the visual aids that can be used in writing class. It makes lessons more fun. It can also be used to create situations for writing classes more clearly so that the students have big enthusiasm for teaching-learning process. Meanwhile, Kirkpatrick in Astiti (2012) defines movie as a series of connected cinematographic images projected on a screen.

Coulson in Astiti (2012) states that film is story, incident, etc. recorded on film in, moving pictures

Based on the definition of a movie it can be concluded that a movie is a work combining a story, scenes, history, incident and also music, it is recorded.

2) The function of Short Movie

Short movie is an excellent medium to use in the learning process since it stimulates students' receptive (listening and reading) as well as productive (speaking and writing) skills. According to David Nunan and Clarice Lamb, movies can serve the same purpose as native speakers in terms of providing knowledge and entertaining. At this level, it can utilize to ignite discussion and debates for students in learning a language.

The use of video in teaching English as a foreign language (EFL) in classroom has become a common practice for the ELT practitioners. Nowadays, the advance of technology and the availability of easily accessible information have made the task of the language teacher easier. Teachers can download different videos appropriate for the students from internet. As there are thousands of ready-made videos designed for language teaching, teacher can easily choose based on their needs.

3) Using English Short Movies in Teaching Narrative Text

According to Arsyad, in using movie in the classroom language teaching, there are three stages of activity that the teachers should do:

1. Prewriting Activities.

This stage prepares students to view the movies by making connections between the students' prior knowledge and the movie's theme, capturing their interest in the subject, and easing their concerns about unfamiliar words.

2. Viewing Activities.

This is an important stage since it requires students to pay attention to crucial details such as facial expressions, the progression of the storyline and the language used in the context when playing and replaying the complete sequence or pertinent segment.

3. Post-viewing Activities.

This is the last stage of the classroom movie-viewing experience. Students must practice certain language skills and respond to the movie they have viewed. After watching, there will be debates, role-plays, discussions, and writing exercises.

4) EF & Kids Teen Indonesia Channel

EF & Kids Teens Indonesia is a YouTube channel created by the largest English language courses in the world from Sweden with more than 50 years of experience. The company was founded in 1965 by Bertil Hult. This YouTube channel provides various English short animation movies. And here is a picture of the EF Kids & Teens Indonesia YouTube channel.

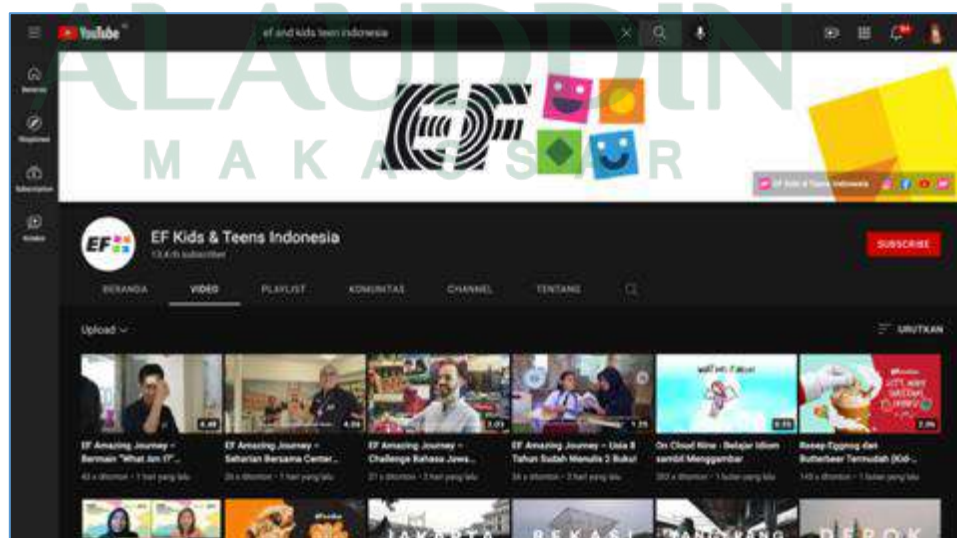


Figure 1: EF Kids & Teens Indonesia

In this study, the researcher used Indonesian folklore short movies which are also part of the EF Kids & Teens Indonesia YouTube channel as a medium for learning English, especially writing narrative text with the goal that students feel interested in learning with English short movies based on Indonesian local folklore which is so famous in the local community in Indonesia. This study uses three English short movies as learning media in increasing students' narrative writing skills. This image is a clip of some English short movies based on Indonesian Folklore, entitled Efolklore. Efolklore is a collection of traditional local folklore from around Indonesia, namely *Bawang Merah Bawang Putih*, *Malin Kundang*, and *The Origin of Mount Merapi*. here is the explanation:

1. Efolklore From West Java Bawang Merah Bawang Putih

EF Kids & Teens Indonesia (Local Efolklore from Indonesia) is one of the three short movies that have been shown in the meeting of the learning process. Bawang Merah Bawang Putih is one of the local folklores from west java that have been adapted in various artworks start from movie, theater and narrative short story. this story shows a very interesting plot. The following is an illustration of the figure:



Figure 2: Efolklore from west java Bawang Merah Bawang Putih

Two siblings with opposite characters; one good and one bad, and an unjust stepmother. The folklore has the same theme and plot as the European folktale

Cinderella. This short movie shows an interesting visual which is also narrated so the students can be more enjoy while watching it. This folklore consists of several parts, the first is orientation, in this session, one of the clips in Bawang Merah Bawang Putih will be shown which contains a narration with english subtitles with the aim to help the audience understand the movie. It introduces the characters and informs the setting of time and place. The following is an illustration of the figure:




Figure 3: The Orientation of the story

The second is the complication of the story, which shows how the problems of the story begin and how the characters solve them. The following is the image of the complication story in Bawang Merah and Bawang Putih:



Figure 4: The Complication of The Story

The third is the resolution, it tells the problems in the story solved, for better or worse, and it is the ending of the story. The following is the image of the resolution in Bawang Merah and Bawang Putih:



Figure 5: The Resolution of The Story

The fourth is coda/ re-orientation, It tells the moral value of the story or what we can learn from the story. so, narrative movies are not only entertaining but also give us life lessons. The moral story of bawang merah and bawang putih is not to behave rude, treat other people gently specially to your own family even they are

step sisters. The value of the story also tells us that it is suggested to the mother to treat their daughter equal so then among daughters will not have envy feelings or jealousy. The following is the image of the coda in Bawang Merah and Bawang Putih:



Figure 6: Coda of The Story

The users can also contribute by uploading videos to YouTube's servers and sharing them with the rest of the world. Baskoro (2009). YouTube has become a site that practically everyone in the world uses and people prefer to watch YouTube shows over TV. YouTube shows cover a wide range of topics, from entertainment to education.

Nowadays, most students choose to learn online, and YouTube has a wealth of educational videos that can help them discover topics they are interested in learning outside of the classroom. YouTube has provided a lot of learning content, including writing skills, to people who access YouTube, which is one of them in learning to write narrative text. The teacher plays an important role in using short

movies in the language classroom. The teacher selects the movie that will be used, related the movie to students' needs, promotes active viewing and integrates the movie with another area of the curriculum.

C. Theoretical Framework

Writing is one of the most difficult skills for students to acquire. It became the most difficult assignment for students who need to produce a coherent, fluent, extended piece of writing, which was even more challenging for students. It was difficult for the students to express themselves adequately in writing. In this case, they need to be attracted to the class activity by using effective media that can make them be more focused. Developing ideas by using EF Kids & Teens Indonesia YouTube's channel is one of the most important media in the writing skills of English learners, which means restating other ideas, meanings and information in our own words. The theoretical framework below is illustrating the teaching process in increasing the whole process of teaching writing narrative text:

UNIVERSITAS ISLAM NEGERI
ALAUDDIN
M A K A S S A R

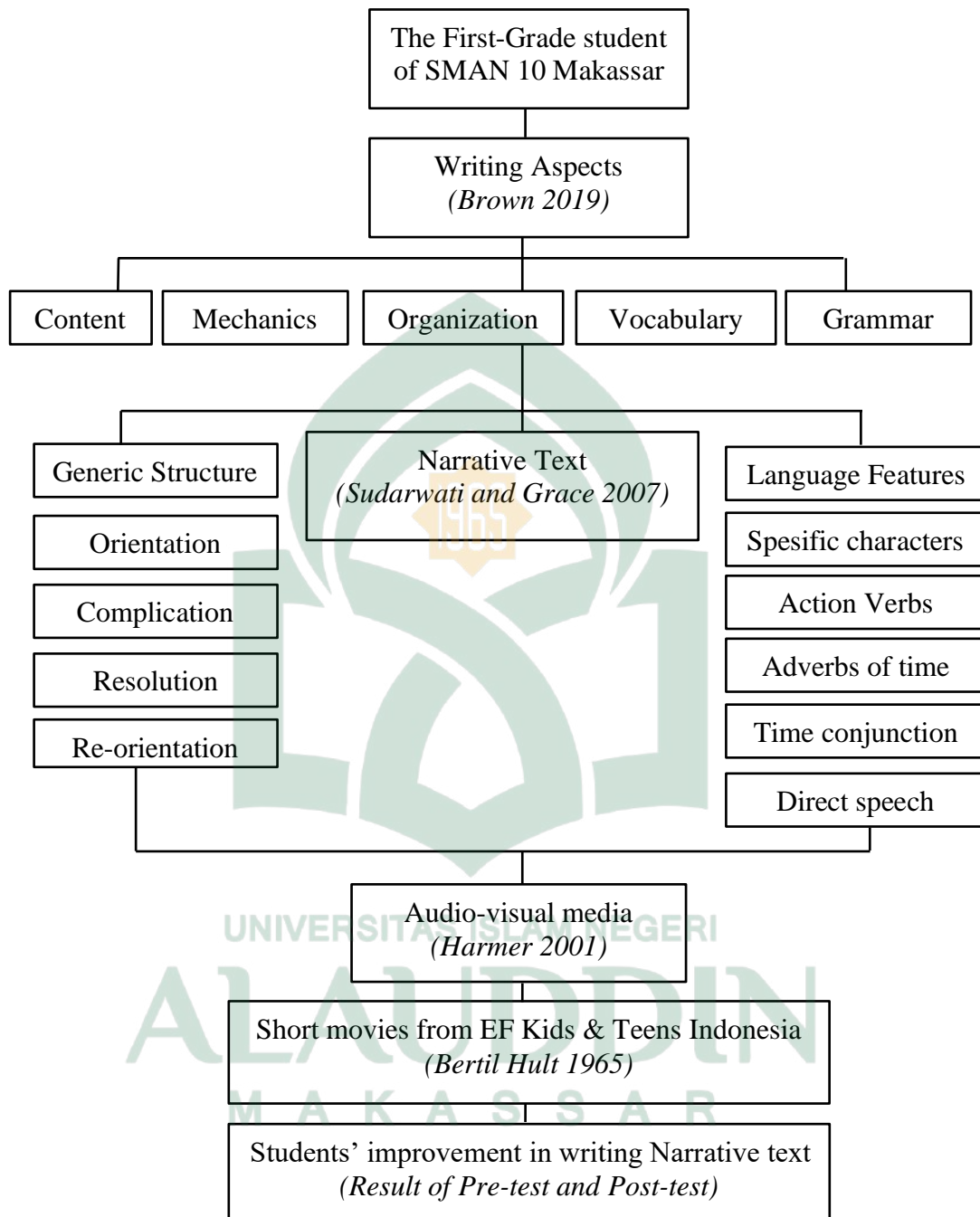


Figure 7: Theoretical Framework

The theoretical framework above described that students' writing skill was examined in pre-test, meanwhile, after doing the treatment by teaching narrative writing using EF Kids & Teens Indonesia YouTube Channel, it also was exercised in post-test. Therefore, the researcher saw the difference of students' achievement between pre-test and post-test after giving the treatment in improving students' writing skills.

D. Hypothesis

The following is the hypothesis made by the researcher:

H₀ : There is no effect of using EF Kids & Teens Indonesia Youtube channel on the student's writing skills in English narrative text

H₁ : There is an effect of using EF Kids & Teens Indonesia Youtube channel on the student's writing skills in English narrative text

CHAPTER III RESEARCH METHOD

In this chapter, the researcher was explained research methodology, population and sample, research instrument, data collecting procedures and data analysis technique. All of these explain the methods used by researchers in making this research, along with reviews:

A. Research Methodology

There are various types of design for experimental research, Pre-Experimental Design, True Experimental Design, Factorial Design, dan Quasi-Experimental Design (Sugiyono, 2013). Pre-experimental design consists of one-shot case study, one-group pre-test post-test design and static-group comparison.

The researcher used a pre-experimental research design with one group pre-test and post-test design. The characteristics of pre-experimental design are the design may have pre-test and post-test, without a control group. According to Gay and Airasian (2000), the one group pre-test and post-test design takes a group that is pretested, exposed to treatment and post-tested. In conducting the research, the researcher uses one class of first-year students at SMA Negeri 10 Makassar, which received the treatment of EF Kids & Teens Indonesia YouTube Channel. In this research, a pretest (O_1) would be given before the researcher taught using EF Kids & Teens Indonesia YouTube Channel to measure the students' competence before they are given the treatment.

Then, treatment was given three times using animated short movies from EF Kids & Teens Indonesia YouTube Channel to improve students' writing skill in narrative text. Post-test (O₂) was given after teaching narrative writing using EF Kids & Teens Indonesia YouTube Channel to measure how far the student's improvement after getting the treatment. The purpose of this method is to compare the pre-test and post-test. If the score of post-test is higher than pre-test, it means that this treatment is effective. According to Sugiyono (2011:74) the research design is represented as follows:



Explanation:

O₁: Pre-test

X: Treatment

O₂: Post-test

(Sugiyono, 2011)

B. Population and Sample

1. Population

According to Sugiyono (2012), population is a generalization area that consists of objects/subjects that have certain qualities and characteristics determined by the researcher to be studied and then draw conclusions. The population of this research is all of the students in first grade in SMA Negeri 10 Makassar. There are three classes in the first grade that consists of 89 students.

2. Sample

According to Sugiyono (2016), there are two sampling techniques that can be used, namely probability sampling and non-probability sampling, the researcher uses probability sampling which is a sampling technique that provides each element (member) of the population has an equal chance of being selected as a sample.

Probability sampling includes simple random sampling, stratified random sampling, disproportionate stratified random sampling, and cluster random sampling. However, the researcher is using probability sampling with simple random sampling technique. The researcher uses simple random sampling because this technique will describe how each element in a population will have an equal chance of being selected as a sample. So, there are no biased results.

The researcher uses three classes from the first-year grade students of SMA Negeri 10 Makassar by taking MIPA 1, MIPA 2 and MIPA 3. Each class will be 10 people, so the sample of this study accounted for 30 students by using simple random sampling technique with lottery numbers method.

C. Research Instruments

The research instrument of this research is writing test.

To conduct the research, the researcher used writing tests that were utilized for a pre-test and a post-test. A writing test is used to know the extent to which the student's skills in writing narrative text. The form of the test is essay test. In this test the researcher gave some grade based on several aspects. These aspects are

content (topic and detail of the text), organization (orientation, complication and resolution), grammar (use past tense), vocabulary, and mechanics (spelling, punctuation and capitalization). In testing the students, the researcher asked them to write narrative text after they watched short movies from EF kids & Teens Indonesia youtube channel, the students would choose one of the three short movies to be chosen as the topic to write the narrative text, the selected short movie would be the prototype to make their own narrative text. The researcher would have one instrument to assess the students' writing skills, especially in narrative text.

D. Data Collection Procedures

After determining the research sample, the next important thing to do is the research instrument. Instrument is a test conducted to measure the extent to which the prospect of a product would be tested. There are 3 instruments that be carried out, namely pre-test, treatment, and post-test.

The first stage is the pre-test, in this stage the sample that previously taken around 30 students was collected in a room and then was distributed on pre-test paper, and then they wouldl work on it. The second stage is treatment in this stage, the researcher was showing short movies from EF Kids & Teens Indonesia YouTube's Channel with 3 different title for 3 meetings.

The intention of the pre-test is to find out the prior skills in writing a narrative text of the students before watching english short movie using EF Kids & Teens Indonesia YouTube Channel and the intention of the post-test is to know the improve of students' skills in writing Narrative text after giving the treatment

by implementing English short movie. In this research, the researcher uses 3 different short movies from EF Kids & Teens Indonesia channel entitled:

- a. Efolklore Bawang putih & Bawang merah from west Sumatra
- b. Efolklore Malin Kundang from West Sumatera
- c. Efolklore Danau Toba from North Sumatera

In order to have suitable short movies for teaching, the researcher will use the criteria for selecting the film that was adopted by department of education and children's services (2004: 10) and developed by the researcher. They are as follows:

- e. The film should be directly related to a school curriculum policy program;
- f. The film should be suitable and provide opportunities for all students regardless of race, sexuality, gender and moral value;
- g. The film is relevant for the age of the students for their emotional, intellectual, social and cultural development.
- h. The story or plot of the film should be easy to be understood by the students;
- i. The duration of the film approximates 7-10 minutes.

The next stage, the post-test, in this stage students were re-tested as in the initial stage, but this is where students' writing skill in narrative text will be seen, whether there is an increase or not.

All the stages was carried out in 5 meetings where the first meeting is a pre-test, the second to fourth meetings are giving treatment and the last meeting is a post-test. There are more complete explanations below, as follows:

1. Pre-test

According to Wiersama (1991), a pre-test is given to students before being given the treatment. To collect the data, the researcher was administer a pre-test to the class. The Pre-test is intended to know the students' prior knowledge of writing skills in narrative text before giving the treatment. On this pre-test, the student was taught about narrative text first and then giving a pretest. The students was asked to make a narrative text based on the structure and linguistic features of narrative text that were explained by the researcher before. After that, the researcher gave learning treatment by using short movies from EF Kids and Teens Indonesia channel, the pre-test will be conducted for 90 minutes. The pre-test will be administered by using the following procedures:

- 1) The researcher first explains the material that will be taught which is narrative text.
- 2) The researcher explained the instrument which is EF Kids and Teens Indonesia YouTube channel as a medium to the students.
- 3) The researcher asks the students to do a test which is writing a narrative text to know their prior knowledge.

2. Treatment

Before applying the treatment, the researcher needs to determine the material and lesson plan. The material that is used in this research is teaching

material that has been developed based on competency standards and achievements indicators according to Nursayana & Desiningrum (2020).

In this teaching material, the lesson plan is design based on 2013 curriculum on PERMENDIKBUD No. 65, 2013. which determines the activities to be carried out, from that lesson plan the stages of treatment implementation in this study are formulated. The lesson plan that used is a lesson plan made by the resesarcher herself.

According to Kaharuddin and Yassi (2018) determining a plan for teaching will keep both teachers and learners focused on where they are going, how they are going to get here, and what to achieve when they arrive. English language teaching can be interpreted as the process of imparting skills and knowledge of english to a group of students whose first language is not english by implementing three stages. They are: pre-teaching (planning), teaching (giving instruction) as well as post-teaching (measure learning outcomes).

The subject research included writing skills in narrative text, which were divided into three lesson plan units, and the material to be used is divided into six categories from language features in narrative text which are: Adjectives, Action Verbs (past tense), Adverbs of time, adverbs of place, Conjunction, using past tenses and using direct speech. The course teaches students to be able to improve their writing skills in writing narrative text using 3 short movies materials.

The learning activities lasted 60 minutes and were conducted in three meetings with three different short movies. The following were conducted throughout the research:

a. Pre- Teaching (10 minutes)

- 1) The teacher explains about EF Kids & Teens Indonesia as a learning medium for improving writing skills in narrative text
- 2) The teacher gives examples of narrative text.

b. While- Teaching (30 minutes)

- 1) The teacher presents an animated short movie from EF Kids & Teens Indonesia's Youtube channel
- 2) The teacher asks students to pay attention to the animated short movie that will be shown
- 3) The teacher explains the material in the animated short movie while students watch the animated short movie carefully
- 4) The teacher asks the students if there is anything they don't understand.

c. Post-Teaching (10 minutes)

- 1) The teacher asks students to explain what they understand in the animated short movies
- 2) The teacher asks students the names of new vocabulary they know
- 3) The researcher asks the students to make their own narrative text based on the animated short movies they watched before.

- 4) Teacher checks answers with students while studying and correcting mistakes

3. Post-test

The post-test was applied after giving the treatment to the students. The test was the same as the pre-test before but the level of difficulty was different. This posttest was applied to measure students' ability to write narrative text after being given the treatment. The post-test was administered by using the following procedures:

- 1) The students were asked to write narrative text according to the generic structure and language features of narrative text. They can choose one of the 3 topics that they already watched.
- 2) Following the treatment using EF Kids & Teens Indonesia YouTube Channel as a learning medium, pre-test and post-test were compared to evaluate whether a significant difference before and after watching EF Kids & Teens Indonesia YouTube Channel.
- 3) Scores were given to students to see the results of their writing narrative assessment.

E. Data Analysis Technique

The researcher analyzed the data in this research by using quantitative data analysis techniques, which are always dependent on measurement in quantitative research. This measurement includes student score classification, test effectiveness, and SPSS (Statistical Package for the Social Sciences). A test is the research instrument.

a. SPSS

SPSS (statistical package for the social sciences) is a data management system with a graphical environment that is commonly used for processing and analyzing data. It includes statistical analysis capabilities and a data management system. This application is often used in the social sciences and research. The following is the function of SPSS in this research:

- 1) To determine the pre-test and post-test scores of students, to determine whether there is a difference between pre-test and post-test in students.
- 2) Calculating the number of samples, mean standard deviation, maximum and minimum values of data in the research, and their variation on the pre-test and post-test.
- 3) Understanding the normality test. This is important for determining whether or not the research is widely circulated. The Kolmogorov normality test (sig.) was used to perform the normality test. If the value is 0.05, the data can be considered regularly distributed.
- 4) To test the hypothesis. This test used the formula: if sig (2-tailed), 0.05 the H_0 (null hypotheses) is rejected and H_1 (alternative hypothesis) is accepted. And if sig (2-tailed) $>$ 0.05, H_0 (null hypotheses) is accepted and the alternative hypothesis (H_1) is rejected.

b. Student Score Classification Using Scoring Rubric.

According to Jacob, et al. (1981), there are several components presented in the analytical scoring rubric for writing, those are content, mechanic, vocabulary, grammar and organization. The researcher uses an analytical scoring rubric to analyze the data related to the students' paragraph writing test of writing narrative text. In assessing the students' writing test, the students' writing scores were assessed by using writing rubric that adapted from Brown (2019). The analytical rubric is as follow:

Table 1: Writing Score Rubric by Brown 2019

Aspect	Score	Criteria	Weighting
Content (Topic and detail of the text)	4	Excellent: The topic is complete and clear and the details are relating to the topic.	X30
	3	Good: The topic is complete and clear but the details are almost related to the topic.	
	2	Fair: The topic is complete and clear but the details are not relating to the topic.	
	1	Poor: The topic is not clear and the details are not related to the topic.	
Organization (Included orientation, complication, and resolution.)	4	Excellent: Orientation, complication and resolution are complete and arranged with proper connectives.	X20
	3	Good: Orientation, complication and resolution are almost complete and arranged with almost proper connectives.	
	2	Fair: Orientation, complication and resolution are not complete and arranged with few misuse connectives.	
	1	Poor: Orientation, complication and resolution are not complete and arranged with misuse connectives	
		Excellent: Very few grammatical inaccuracies.	

Grammar (Use past tense)	4		X20
	3	Good: Few grammatical inaccuracies, but not effect on meaning.	
	2	Fair: Numerous grammatical inaccuracies.	
	1	Poor: Frequent grammatical inaccuracies.	
Vocabulary	4	Excellent: Effective choice of words and word forms.	X15
	3	Good: Few misuses of vocabularies, word forms but not change the meaning.	
	2	Fair: Limited range confusing words and word forms.	
	1	Poor: Limited range confusing words and word forms.	
Mechanics (Spelling, punctuation, and capitalization)	4	Excellent: It use correct spelling, punctuation and capitalization.	X15
	3	Good: It has occasional errors of spelling, punctuatuion and capitalization.	
	2	Fair: It has frequent errors of spelling, punctuation and capitalization.	
	1	Poor: It is dominated by errors of spelling, punctuation and capitalization.	

Adopted From Brown (2019)

$$\text{Score} = \frac{30.C + 20.O + 20.G + 15.V + 15.M \times 100}{400}$$

C : content V : vocabulary
O : organization M : mechanics
G : grammar

The scores results gathered from the students' writing of English narrative text should finally be analyzed by using a scale system of writing classification rubric from a score range one (1) to one hundred (100). A scale system of writing classification rubric as shown in the following table:

Table 2: Writing Classification Rubric

Scale	Classification
76-100	Excellent to Very Good
51-75	Good to Average
26-50	Fair to Poor
1-25	Very Poor

c. Test Effectiveness

To identify the effectiveness of a treatment, the results of the pre-test and post-test must be compared.

The relative efficiency (R) of θ_2 to θ_1 by using the formula:

$$R(\theta_2, \theta_1) = \frac{E(\theta_1 - \theta)^2}{(E(\theta_2 - \theta)^2)} \frac{Var \theta_1}{or Var \theta_2}$$

With:

R = Relative Efficiency

θ_1 = Estimator 1

θ_2 = Estimator 2

E = Unbiased

Var θ_1 = Estimator Variant 1

Var θ_2 = Estimator Variant 2

If the R score was greater than 1 ($R > 1$), it indicated that the θ_2 was more effective than the θ_1 . In the other case, if R is less than 1 ($R < 1$), it indicates that θ_1 is more effective than θ_2 .

1. *Reviewing themes: Creating a thematic map of the analysis by comparing the themes to the coded extracts (level 1) and the whole data set (level 2).*
2. *Defining and naming themes: Ongoing analysis to good the specifics of each theme as well as the overall story told by the research: establishing unambiguous definitions and names for each theme.*
3. *Creating the report involves Ongoing research to good the specifics of each topic, as well as the overall story that the research tells: establishing unambiguous definitions and names for each name.*

CHAPTER IV

FINDINGS AND DISCUSSION

In this research, the researcher describes the data that had been obtained during the research. This chapter answers one study question, which is, "Is using EF Kids & Teens Indonesia YouTube Channel effective in teaching writing skills in English narrative text?"

A. Using EF Kids & Teens Indonesia YouTube Channel in Teaching English writing Narrative text to the First-Grade Students of SMA Negeri 10 Makassar

In this chapter, the researcher offered a media for writing English narrative text, which is using short movies from EF Kids & Teens Indonesia YouTube Channel in teaching narrative text to the students. The researcher concluded that teaching students in first grade how to write narrative texts using short movies as a medium is effective. The average test scores of the students before and after they were taught using short films from the EF Kids & Teens Indonesia YouTube channel serve as proof. Because in writing narrative paragraphs the students was used present tense. After giving treatment by teaching them narrative writing using short movies from EF Kids & Teens Indonesia YouTube channel the writing result in grammatical order is improved, they used past tense in writing narrative text. The result showed that short movies could give influence to the students' writing on narrative text. It could be seen from the result of the score of post-test that higher than the score of the pre-test. The post-test average score is **76.10 which is categorized as excellent classification**. Therefore, teaching narrative writing text using short movies from

EF Kids & Teens Indonesia made the students were easy to get information and could organize their ideas better as well. Students were able to write a good paragraph on narrative text. In line with this statement, Smith in Kaharuddin (2018) stated that teaching is the process of attending to people's needs, experiences and feeling, and making specific interventions to help them learn particular things. Attending to the people's need experience, and feeling refer to pre-teaching where teachers are required to determine their teaching material. Making specific interventions refers to the teachers' teaching method which consists of teachers' way of giving lessons, encouraging students' participation in the classroom, and using teaching instruments to support effective teaching. Learning particular things refers to the process of measuring if the learning outcome achieves the source objective evaluation.

English language teaching can be interpreted as the process of imparting skills and knowledge of English to a group of students whose first language is not English through the implementation of three main stages i.e pre-teaching (planning), while teaching (giving instruction) as well as, post-teaching (measure learning outcomes) (Kaharuddin, 2018).

1. Planning Teaching

a. Lesson Plan

Lesson plan is one of the most basic skills required by a teacher. The importance of lesson plan in learning activities can be described as someone who is doing a journey. The lesson plan is essential for deciding what activities to conduct before teaching. Determining a teaching plan, according to Kaharuddin and Yassi (2018), will keep both teachers and learners focused on where they are going, how they are going to get there, and what they are going to achieve when they are there. According to Graves (2000), there are two functions of lesson plans. Those are:

- 1) To give the lesson a framework, an overall shape.
- 2) To remind teachers what they intended to do, especially if they get distracted or momentarily forget what they had intended.

Similarly, According to Heidari & Heidari (2020), another function is to remind a teacher of what he is going to do, particularly if he becomes perplexed or forgets what he is supposed to perform.

According to Muk'niah (2016), the following are some of the components of the 2013 Curriculum lesson plan based on PERMENDIKBUD No. 65, 2013.

- 1) School identity
namely the name of the education unit
- 2) Subject identity or theme/subtheme
lessons to be taught or learned for school

3) Class/Semester

study room at school.

4) Subject matter

knowledge, skills, and attitudes that must be mastered by students in order to meet the specified competency standards.

5) Time allocation

Time allocation is determined according to the need for the achievement of basic competencies and learning load by considering the number of lesson hours available in the syllabus and the basic competencies that must be achieved;

6) Learning objectives

Formulated based on Basic Competencies, using operational verbs that can be observed and measured, which include attitudes, knowledge, and skills

7) Basic competencies and indicators of competency achievement

Basic competence is several abilities that must be mastered by students in certain subjects as a reference for compiling competency indicators in a lesson. Meanwhile, indicators are behaviors that can be measured and/or observed to achieve certain basic competencies that become the reference for the assessment of subjects

8) Learning materials

Contains relevant facts, concepts, principles, and procedures, and is written in the form of points by the formulation of indicators of competency achievement

9) Learning methods

Used by educators to create a learning atmosphere and learning process so that students achieve basic competencies that are adapted to the characteristics of students and the basic competencies to be achieved

10) Learning media

In the form of learning process aids to deliver the subject matter;

11) Learning Resources

Can be in the form of books, print and electronic media, natural surroundings, or other relevant learning resources

12) Learning steps

The learning steps are carried out through the preliminary, core, and closing stages. The introduction is the initial activity in a learning meeting aimed at generating motivation and focusing the attention of students to actively participate in the learning process.

13) Assessment of learning outcomes

Procedures and instruments for assessing learning processes and outcomes are adjusted to indicators of competency achievement and refer to assessment standards.

The form of the lesson plan that has been made by the researcher can be seen in the appendix 1.

b. Teaching Material of the Research

In addition to lesson plans, the researcher provides teaching materials for teaching english narrative writing text to the first-grade students as activities carried

out in class, including competency standards and achievement indicators. According to Nuryasana & Desiningrum (2020), there are several elements of teaching materials, consisting of:

1) Study Guide

This component includes instructions for teachers and students. It explains how educators should teach the material to students and how students should learn the material contained in these teaching materials.

2) Achievement competence

Teaching materials should include competency standards, basic competencies, as well as indicators of achievement of learning outcomes that must be mastered by students. Thus, it is clear the goals that must be achieved by students.

3) Supporting Information

Supporting Information is a variety of additional information that can complement a teaching material. It is expected that students will find it easier to master the knowledge they will acquire. In addition, the knowledge gained by students will be more comprehensive.

4) Exercises

Exercises are a form of the task given to students to practice their abilities after studying teaching materials. Thus, the abilities they learn will be increasingly honed and mastered maturely.

5) Work instructions/worksheets

The sheet contains a number of procedural steps on how to carry out certain activities carried out by students related to practice or others.

6) Evaluation

In the evaluation component, there are a number of questions addressed to students to measure how far the level of their competence.

The form of the teaching materials that has been made by the researcher can be seen in the appendix 2.

There are three elements in teaching materials the first is pre-teaching, the second is while teaching and the last is post-teaching (Kaharuddin,2018). namely:

a) Pre-teaching

In pre-teaching, the researcher conveys the topic to be studied as the beginning of learning. In this case, the topic is about narrative text. So, the researcher explained about the definition, generic structure and language features of narrative text.

b) While-teaching

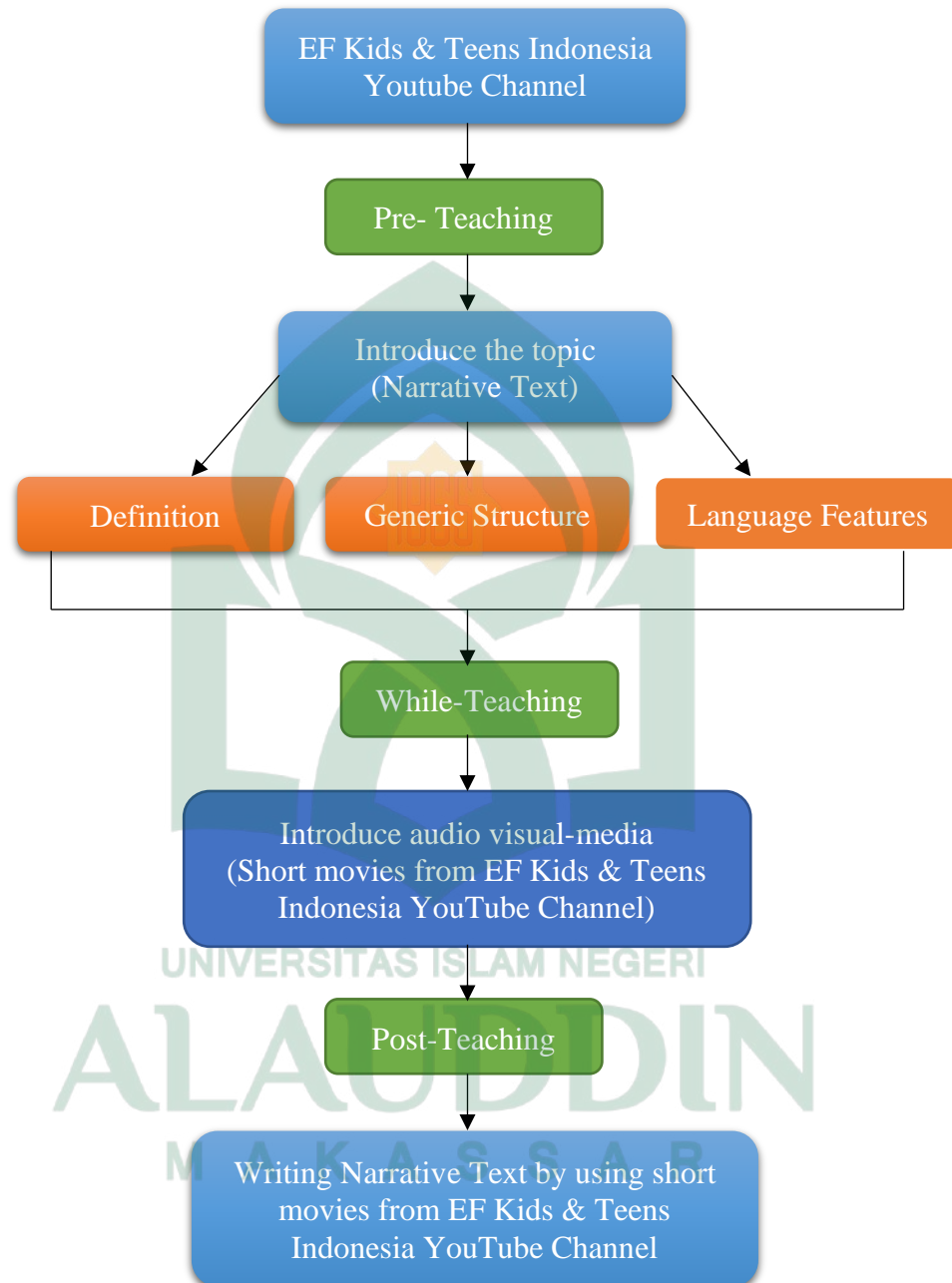
In the while-teaching, the researcher explained the media that will be used in the teaching and learning process which is short movies from EF Kids & Teens Indonesia. The teacher plays animated videos from EF Kids & Teens Indonesia during pre-teaching so that students can analyze the generic structure and language features in the short movies. The written narrative text then categorized based on the structure and language features of narrative text.

c) Post-teaching

After the while-teaching is completed, the researcher gives the students an evaluation to write narrative text based on the three short movies they have watched before as a method for determining the amount of the student's knowledge of the provided topic. They are included in the evaluation form, which is a worksheet. The procedure can be illustrated as follow:



Figure 8: A Framework of EF Kids & Teens Indonesia Based on English Language Teaching Material



3. The Results of Students' Writing Score in Writing Narrative Text

The writing test consists of a pre-test and a post-test. The pre-test was given to find out to know the ability of the students' skill in writing English narrative text before giving treatments and the post-test was given to find out the development of the students' skill in writing English narrative text after giving the treatment.

a. The results of Pre-test

The first test was given to thirty (30) students one day before teaching narrative text using short movies from EF Kids and Teens Indonesia Youtube Channel that is on July 17, 2023, in the X MIPA 1, 2 & 3 that has been gathered. The score ranges from 1-100 given to the students' writing skills covering several writing components which are content, organization, grammar, vocabulary and mechanics. The highest classification in this pre-test is excellent classification and the lowest classification is poor classification. The results of the pre-test showed that zero (0) student have excellent classification, four (4) students with good to average classification, twenty-six (26) students in fair to poor classification and one (0) student with very poor classification and resulted in the information shown in the following table:

Table 3: The Result of the Pre-test

No.	Respondent Number	Writing Components					Score
		C	O	G	V	M	
1.	001	2	2	1	2	1	41
2.	002	2	2	2	1	1	43
3.	003	1	1	1	1	2	29
4.	004	3	4	2	3	2	71
5.	005	2	2	1	2	1	41
6.	006	2	2	1	2	2	45
7.	007	2	3	2	2	3	59
8.	008	2	1	1	1	2	36
9.	009	4	3	3	3	3	83
10.	010	1	1	2	1	1	30
11.	011	2	1	2	2	2	45
12.	012	2	2	2	2	2	50
13.	013	2	2	2	2	2	50
14.	014	2	2	1	2	2	45
15.	015	2	2	2	2	2	50
16.	016	2	1	2	1	1	38
17.	017	2	1	2	1	2	41
18.	018	2	2	2	1	1	38
19.	019	2	2	2	1	2	46
20.	020	1	1	1	2	2	33
21.	021	2	2	2	1	1	43
22.	022	1	1	2	1	1	30
23.	023	1	2	1	1	2	30
24.	024	2	2	1	1	1	38
25.	025	2	2	1	1	1	38
26.	026	1	1	2	1	1	30
27.	027	2	2	1	1	1	38
28.	028	2	1	2	2	1	41
29.	029	2	3	2	2	2	55
30.	030	2	2	2	2	2	50
Average		1.9	1.8	1.6	1.5	1.6	43.57

Based on the results of the pre-test analysis in the table above, it has been found that the total score of this test range from 0 to 100. The highest total score was achieved by two students, 004 (71 total scores) which is categorized as good to average and 009 (83 total scores) which is categorized as excellent to very good. Meanwhile, the lowest total score was achieved by student 020 with 33 total scores.

However, overall students achieved 43.57 as the average score which is categorized as **fair to poor** for their narrative writing which means that the quality of the students' narrative writing is very poor before learning the teaching material.

The pre-test was also processed and analysed by using SPSS which eventually resulted in following the pre-test in the form of a histogram statistic description.

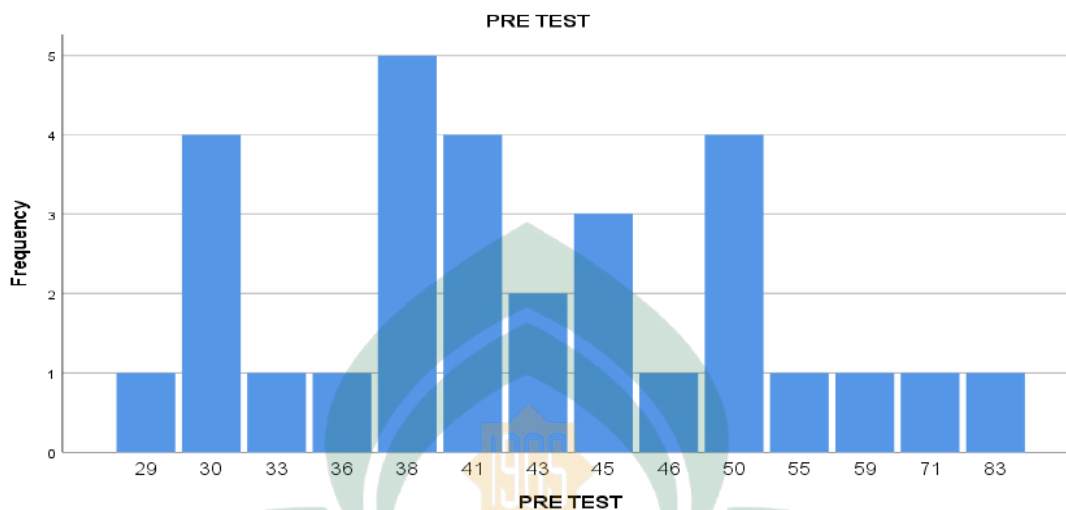
Table 4: The Statistics of Pre-test

Statistics		
Pre- Test		
N	Valid	30
	Missing	0
Mean		43,57
Std. Deviation		11,967
Variance		143,220
Range		54
Minimum		29
Maximum		83

The description of the pre-test can also be seen in the following statistical histogram which was processed by using SPSS V26.0 as well.

ALAUDDIN
M A K A S S A R

Figure 9: The Pre-test Score Distribution and Frequency



b. The results of Post-test

The post-test was given to thirty (30) students after teaching the students narrative text by using short movies from EF Kids & Teens Indonesia YouTube Channel that is on July 24, 2023, in the X MIPA 1, 2 & 3 that has been gathered. The highest classification in this post-test is excellent classification and the lowest classification is poor classification. The result of this post-test showed that fourteen (14) students have an excellent classification, fourteen (14) students in good classification, two (2) students in fair classification and zero (0) student in poor classification. The resulted in the information shown in the following table:

Table 5: The Result of the Post-test

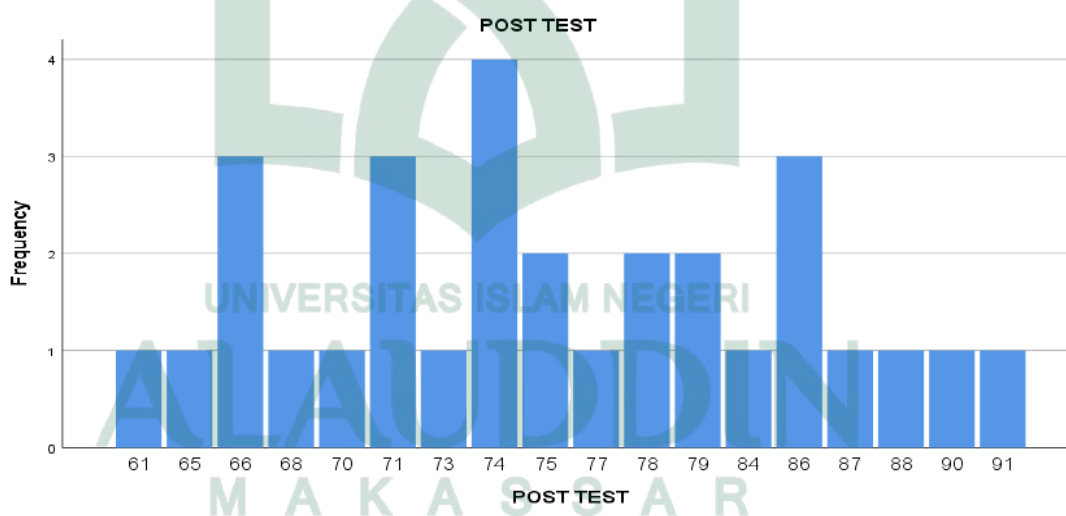
No.	Respondent Number	Writing Components					Score
		C	O	G	V	M	
1.	001	3	3	2	3	4	74
2.	002	4	3	3	3	4	86
3.	003	3	2	2	2	3	61
4.	004	4	4	3	3	3	87
5.	005	3	3	2	3	3	70
6.	006	3	2	2	3	3	65
7.	007	3	4	3	3	4	84
8.	008	4	2	2	3	3	73
9.	009	4	3	3	4	4	90
10.	010	2	2	4	4	3	71
11.	011	3	3	2	3	2	66
12.	012	3	3	2	4	4	78
13.	013	2	3	2	3	4	66
14.	014	3	3	3	3	3	75
15.	015	3	4	2	3	4	79
16.	016	3	3	2	4	4	78
17.	017	3	3	3	3	3	75
18.	018	2	3	3	3	4	71
19.	019	3	3	2	3	4	74
20.	020	4	4	3	3	3	88
21.	021	4	3	3	3	4	86
22.	022	2	2	2	2	2	50
23.	023	4	3	2	2	4	77
24.	024	2	3	3	3	4	71
25.	025	3	3	2	4	3	74
26.	026	2	2	2	2	2	50
27.	027	3	3	2	3	4	74
28.	028	4	3	3	3	4	86
29.	029	4	4	3	3	4	91
30.	030	3	3	3	3	4	79
Average		3.1	2.9	2.5	3.3	3.4	76.1

The description of the pre-test data analysis can also be illustrated by taking a look at the statistical histogram was processed by using SPSS.

Table 6: The Statistics of Post-test

Statistics		
Post- Test		
N	Valid	30
	Missing	0
Mean		76.10
Std. Deviation		8.147
Variance		66.369
Range		30
Minimum		61
Maximum		91

The description of the post-test can also be seen in the following statistical histogram which was processed by using SPSS V26.0 as well.

Figure 10: The Post-test Score Distribution and Frequency

c. The Overall Results of Pre-Test and Post-Test

The writing test consists of a pre-test and a post-test. The pre-test was given to find out to know the ability of the student's skill in writing English narrative text before giving treatments using short movies and the post-test was given to find out the development of the

students' skill in writing English narrativetext after giving the treatment.

The following diagram illustrates the comparison of gain scores between pre-test and post-test:

Table 7: Test scores comparison between Pre-Test and Post-Test

No.	Respondent Number	Pre-Test	Post-Test
1.	001	41	74
2.	002	43	86
3.	003	29	61
4.	004	71	87
5.	005	41	70
6.	006	45	65
7.	007	59	84
8.	008	36	73
9.	009	83	90
10.	010	30	71
11.	011	45	66
12.	012	50	78
13.	013	50	66
14.	014	45	75
15.	015	50	79
16.	016	38	78
17.	017	41	75
18.	018	38	71
19.	019	46	74
20.	020	33	88
21.	021	43	86
22.	022	30	50
23.	023	30	77
24.	024	38	71
25.	025	38	74
26.	026	30	50
27.	027	38	74
28.	028	41	86
29.	029	55	91

30.	030	50	79
Average		43.57	76.10
Classification		Poor	Excellent

The table showed that significant improvement took place in the students' obtained scores before and after treatment. It means that the students get improvement in their writing skills in narrative text after using short movies from EF Kids & Teens Indonesia Youtube channel in this research. The improvement can be measured by comparing the minimum scores in the pre-test and the post-test in which 29 was the minimum score in the pre-test while 61 was the minimum score in post-test. Furthermore, 83 was the maximum score on the pre-test while 91 was the maximum score on the post-test. In addition, students' progress in learning can also be measured by comparing the students' gain score on the pre-test of **43.57** and the students' gain score on the post-test of **76.10**. When the two gain scores were compared to the students' writing skills in narrative text before and after treatment, the researcher concluded that the students' writing skills in narrative text has improved from **poor classification** to **excellent classification**.

The classification of the results in pre-test and post-test can be seen in the table below:

Table 8: The Classification of the Results in Pre-Test and Post-Test

Scale	Classification	Pre-test (frequency)	Post-test (frequency)
76-100	Excellent to Very Good	0	14
51-75	Good to Average	4	14
26-50	Fair to Poor	26	2

1-25	Very Poor	0	-
------	-----------	---	---

The data in the table below were processed and analyzed using SPSS, resulting in Box Plots being presented.

Figure 11: The Comparison between Pre-test and Post-test Scores Distribution

The overall results of the students from the pre-test achieved 43.57 as the average score and from the post-test achieved 76.10 which is categorized as excellent classification as the average score for their writing skills which means that the quality of the students in the post-test is better after getting treatment using short movies from EF Kids & Teens Indonesia Youtube channel than the students in pre-test.



d. Assumption Test

Before testing this research hypothesis, it is necessary to test the sample distribution to find out whether the sample is normally distributed or non-normally distributed (Yassi in Sari, 2018). This test is commonly known as normality test. Sari (2018) stated that the normality tests were used to test all hypothesis tests which test a null against alternative hypothesis. The result of normality tests deals with the statements of hypothesis test namely:

H_0 = the null hypothesis.

The sample has normal distribution when significant value is greater than 0.05

(sig > 0.05)

H_1 = the alternative hypothesis.

The sample is not normally distributed when significant value is less than 0.05

(sig < 0.05).

This research uses Kolmogorov-Smirnov statistical test as follows:

Table 9: One-Sample Kolmogorov-Smirnov

		Pre-Test	Post-Test
N		30	30
Normal Parameters ^{a,b}	Mean	43,57	76,10
	Std. Deviation	11,967	8,147
Most Extreme Differences	Absolute	0,162	0,121
	Positive	0,162	0,120
	Negative	-0,162	-0,121
Test Statistic		0,162	0,121
Astmp. Sig. (2-tailed)		.043 ^c	.200 ^{c,d}
a. Test distribution is Normal.			
b. Calculated from data.			
c. Lilliefors Significance Correction.			
d. This is a lower bound of the true significance.			

Significant value of the pre-test = 0.43 > 0.05. It means that there was no enough evidence to reject the null hypothesis and the researcher can only assume the sample was normality distributed.

e. T-test

After finding out that the samples of the pre-test and post-test are normally distributed, the implication of the developed teaching materials on the students' writing skills in narrative text is tested through the following hypothesis namely:

H_0 = The null hypothesis

The students who learn narrative text using short movies from EF Kids & Teens Indonesia Channel do not get an effect in their writing skills with a *p-value* of $\alpha = 0.05$ (The treatment has no significant effect on the students' writing skills).

H_1 = The alternative hypothesis

The students who learn narrative text using short movies from EF Kids & Teens Indonesia Channel do not get an effect in their writing skills with a *p-value* of $\alpha = 0.05$ (The treatment has significant effect on the students' writing skills).

To test the hypothesis, the independent t-test is then used to tell us whether we should accept or reject our null hypothesis. The description of the T-test can also be seen in the following table which was processed by using SPSS as well.

Table 10: Paired Samples T-Test

Paired Samples Test								
	Paired Differences					t	df	Sig. (2-tailed)
	Mean	Std. Deviation	Std. Error Mean	95% Confidence Interval of the Difference				
				Lower	Upper			
Pre-Test – Post-Test	-32,533	10,082	1,841	-36,298	-28,769	-17,675	29	0,000

Based on the statement above, it can be concluded that one sample t-test = -17,675 and the significance level (2-tailed) is $0.000 < 0.05$. It means there was an effect of using short movies from EF Kids & Teens Indonesia Youtube channel on the

student's writing skills in writing narrative text. Then H_0 is rejected and H_1 is accepted.

B. Discussion

Based on the research result of the investigation, it can be supposed that it is significantly effective to teach writing narrative text using short movies as a media to first-grade students. It can be proved by the students' average scores before and after they were taught by using short movies from EF Kids & Teens Indonesia Youtube Channel. In the pre-test students' average score is 43.57 which is categorized as **poor classification** because the students paragraph was used present tense. And after giving treatment, the students were used past tense in narrative text. The result showed that short movies could give influence to the students' writing on narrative text. It could be seen from the result of the score of post-test that higher than the score of the pre-test. The post-test average score is 76.10 which is categorized as **excellent classification**. Therefore, most of students were easy to get information and could organize their ideas better as well. Students were able to write a good paragraph on narrative text.

At the beginning, their writing skill was less good and the result of students' pre-test was low. It caused students did many mistakes in writing and most of the students were difficult in writing and do not know what they were going to write. The class situation before giving the treatment, a lot of students were not interested in learning activities. Some of the students were not pay attention, doing other activities and some of them also talking to

their friend while the learning process in progress. To solve the problem, the researcher using short movies from youtube channel named EF Kids & Teens Indonesia, the topic chosen are familiar to the students to make them interested and motivated in learning activities and the students also would like to used short movies to worked the writing assignment. The improvement of the class situation before and after the treatment are the students more enthusiastic, motivated and interested in joining the teaching and learning process. In line with this statement, Glover (2009:10) states that using short movies when it utilizes all of its potential elements, touches on a variety of components that stimulate learning. The students responded well when they were treated by using short moviesn in teaching narrative writing. Almost of the students got more excited and they were interested in watching the short movies. After they watched the short movies, they got new information from what they had watched, and because of that it helps students in arranging their ideas and developing their paragraph so they can put it into written form.

During the treatment, the students are able to write a good narrative text. It showed that the students writing achievement in terms of content (related to the topic and detail of the text), organization (related to orientation, complication and resolution), grammar (use past tense), vocabulary (effective choice of words), mechanics (spelling, punctuation and capitalization) was significantly improved. The description of the data collection through writing test as explained in the previous findings section

that the students' writing on narrative text after using short movies from EF Kids & Teens Indonesia was significant. By using short movies in writing on narrative text, the researcher found that the mean score of post-test students' achievement was greater than pre-test. It can also be concluded that using short movies as a teaching medium was effective to improve students writing on narrative text in terms of language features and generic structure to the first-grade students of SMAN 10 Makassar. It was supported by seeing the frequency and the percentage of the result of the student's score after writing narrative text by using short movies was better than the treatment given to the students.

Based on the finding of the research, it can be revealed that teaching writing English narrative text using short movies as a medium can improve students' narrative writing skills. It is also supported by Lavery (2008) argues that film and video are effective ways of motivating and helping students to understand the language. Short movies can be used to teach all of aspects of writing such as grammar and vocabulary because the movie provides the language or subtitle. Students can learn from the dialogue or subtitle. Subtitle may help the students to reinforce acquisition of new vocabulary. Besides that, by using short movies it triggers students' imagination to visualize the details story and get the information to put it into the written form.

Several experts put forward statements to support this research on the students' English narrative writing skills from Nasruddin (2020: 62) that

using animated short film in teaching writing on narrative text is effective to improve students' english writing performace in terms of grammatical features (grammar) and mechanics (capitalization) and organization (narrative text).

Similar research conducted by Megawati (2021) on The Effectiveness of Animated Short Movies to Increase Students' Ability to Write Narrative Text that the application of animated short movies was significant to improve students' writing skill performance in terms of grammatical features and organization.

Retno Ayu (2007: 107) that use of animation film or movie (her film's title was Brother Bear) in writing class can develop students' ability in narrative text, especially in content and grammar.

Finally, the researcher can take a conclusion based on the data that was found by the researcher and was supported by some theories and other research in which the use of short movies can improve students' narrative writing skills. However, short movies can be used by the English teacher in teaching narrative text in the classroom.

C. The improvement of students' writing on Narrative Text in terms of Components of Writing

The research findings indicated that the students' writing on narrative text by using short movies from channel EF Kids & Teens Indonesia showed improvement of the students writing on narrative text in terms of components of writing. The components of writing that considered

in this research consist of five aspects which are content (related to the topic and detail of the text), organization (related to orientation, complication and resolution), grammar (use past tense), vocabulary (effective choice of words), mechanics (spelling, punctuation and capitalization).

After checking the students' scores in pre-test, the average score of the students in terms of Content **was poor** 1.9 because in content students were struggling in writing. the topic was not clear and the details were not related to the topic. After giving treatment, the student's average score on the post-test was **good enough** 3.1 because the topic is complete and clear and the details are relating to the topic. The result showed that animated short movies could give influence the students writing on narrative text. It could be seen from the result of the score of post-tests that higher than the score of the pre-test.

Referring to the matter, the researcher tries modifying the procedures without eliminating the essence of strategy. First, the researcher asked students questions relating to the narrative then explained the definition of narrative. Second, the students watching the short movies from EF Kids & Teens Indonesia Youtube channel that were choosen of some criteria. Third, the researcher explained the generic structure of narrative text and guide the students to write briefly about the generic structure of the film that they have watched such as the orientation (who, when, where), complication (the problem), resolution (problem solving), and re-orientation (moral value). Fourth, the researcher explained about the language features of the text such

as simple past tense and the mechanics of the text such as capitalization. Then the students practice to arrange the generic structure that they have written into a complete text with the language feature and also the mechanics.

In terms of Organization (related to the orientation, complication and resolution) of narrative text. It could be seen from the result of the average score of the post-test that higher than the score of the pre-test. After checking the students scores in pre-test, the average score of the students in term of the organization were poor 1.8 because the paragraph was not organized as well. After giving treatment, the student's scores in post-test were good enough 2.9 because the ideas were complete and it arranged with proper connectives which deal with generic structure of narrative text.

In terms of Grammar features (use past tenses) It could be seen from the result of the average score of the post-test that higher than the score of the pre-test. After checking the student's average scores in the pre-test, the average score of the students in terms of grammar was poor 1.8 because the students frequent use grammatical inaccuracies. Sometimes they use present tense sometimes they use past tenses in writing narrative text. After giving treatment, the student's scores in the post-test were good enough 2.5 because the students finally use past tenses and it contains very few grammatical inaccuracies.

In terms of Vocabulary, it could be seen from the result of the average score of the post-test that higher than the score of the pre-test. After

checking the student's average scores in the pre-test, the average score of the students in terms of vocabulary was poor 1.5 because the student's choice of words and words forms are not understandable. After giving treatment, the student's scores in the post-test were good 3.3 because the students finally used effective choice of words and word forms.

In terms of Mechanics (related to spelling, punctuation and capitalization) it could be seen from the result of the average score of the post-test that higher than the score of the pre-test. After checking the student's average scores in the pre-test, the average score of the students in terms of mechanics was poor 1.6 because it is dominated by errors of spelling, punctuation, and capitalization. After giving treatment, the student's average scores in the post-test were good 3.4 because the students finally use correct spelling, punctuation and capitalization.

Based on the background of the problem in SMAN 10 Makassar, students were always felt difficult in organizing their ideas and did not know what they want to write. Besides, the students also not interested and less of motivated in teaching and learning process. In order to solve the problem, the researcher gave treatment for several times by using short movies from EF Kids & Teens Indonesia as a media in teaching writing on narrative text. With the presence of using movies as teaching media was expected that students can express and productive in generating their ideas, interested and motivated in learning process and understand the benefit of writing activities that are implemented.

In order to know the effectiveness of using animated short film as teaching media in students' writing on narrative text, the researcher gave treatment for three meetings. The first meeting was on Tuesday, July 18, 2023. In this research, the students were not accustomed to writing narrative story based on their own words because they have no idea to write so they were considerably difficult to write.

During the first meeting, the researcher found that students were enthusiastic and they wonder about the short movies since it was the first time, they were taught using short movies. However, at first, they were still confused about how to write text by watching a film. Then, they watched the first short movies entitled *Bawang Merah Bawang Putih*. After that, the researcher explained about narrative text and guide them to write the narrative text.

The result of their writing is better than in the pre-test. In the pre-test their writing shows that they have no idea to write because their writing is not finished but in the first meeting, they already know about the organization of the text so they write based on it.

The second meeting was on Thursday, July 20, 2023. The researcher also taught using short movies entitled *Malin Kundang*, with similar genre, duration and procedure of teaching. In this meeting, the researcher did not introduce the short mov but only reviewed what she had explained on the last meeting.


Then, the third meeting was on Monday, July 24, 2023 with the same procedures and the film entitled the origin of Mount Merapi with the genre and duration also similar to the two last short movies. At last, the researcher administered the post-test. It was given on Tuesday, July 25, 2023.

The findings above have proven that using short movies from EF Kids & Teens Indonesia Youtube channel was able to improve the students' ability in writing narrative text. This is related to the theory by Irdawati (2014) that an animated fable video is a visual aid which can help the students write the narrative text easily. As in visual aids dimension makes understanding easier through gestures and context. The gestures where in animated fable video using the animal characters is a body movement that intended to suggest a certain meaning and context that come before or after a word, phrase, sentence, etc. Animated fable video as a media and technique adds a special extra dimension in learning experience, it allows the students to hear and see language.

It can be revealed that teaching animation film can improve students narrative writing. It is also supported by Wrihth's statement (1976) that animation film or video contain some elements of narrative such as, characters, dialogues, plots, and climax. Therefore, students could understand easier in learning writing aspects (Content, grammar, vocabulary, organization, and mechanic) and write narrative text because animation film provide some elements of generic structure and language feature of narrative text. Students can learn aspect of writing through

animation film because it shows real images and simple story and provide the dialogue that can be used to learn grammar and vocabulary aspect.

On the other hand, during the implementation the technique, the researcher found that the students still felt confuse using structure of sentences especially in utilizing past tense and how to employing the terms and vocabulary in writing text. So, the rule of the teacher more expected to guide the students.



CHAPTER V

CONCLUSION AND RECCOMENDATION

This chapter will be provided the conclusion as well as give a suggestion that is related to this research, conclusion based, and obtain in this research then, the suggestion was taken based on the findings.

A. Conclusion

Based on the description in chapter IV, the researcher concluded that teaching writing using short movies from EF Kids & Teens Indonesia Youtube channel to the first-grade students of SMAN 10 Makassar could improve students' writing skills in narrative text. The students become easier to generate and organize ideas as their writers. The videos that the students watch can provide students with specific topics. The students can write scene by scene in the video so that they will produce systematic writing according to the structure of the narrative text from start to finish. Students are more motivated to join writing classes by using short movies in writing classes. The video features an interesting and audible moving image so they can relax before writing a story. The use of audiovisual media can generate enthusiasm for students to develop their writing.

Lavery (2008) argues that using audio-visual media such as short movies is an effective way of motivating and helping students to understand the language. It is used to teach all aspects of writing components such as content, grammar, vocabulary, organization and mechanics because a short movie provides visual context that assists the students to comprehend more easily all in one media called short movie.

Patel and Jain (2008: 66), audio-visual media can inspire students. In the teaching and learning process, audiovisual media serve as motivators. Teaching becomes boring without the use of these instruments. Students are more engaged in learning when teachers use teaching tools to polish their content.

It is clear that audiovisual media combines auditory and visual content that students can view and hear. Audiovisual materials are used to teach languages, eyes and ears are stimulated.

It was proved with the improvement score from the pre-test and post-test where the post-test score was higher than the pre-test score. The students' mean score of pre-tests was 43,57, and after showing short movies from EF, the students' mean score of post-tests is improved to 76.10. Subsequently, it was supported by the result of one sample t-test where Sig. (2-tailed) = 0.000 < 0.05. Therefore, the null (Ho) is rejected and the alternative hypothesis (H1) is accepted. On the other hand, it can also be supported with the strengths of using short movies from EF Kids & Teens Indonesia YouTube channel as a media in learning which can help the students to generate their ideas in writing narrative text.

B. Recommendation

1. Recommendations for the Teacher

Following the completion of the research and receipt of the results, the following suggestions were made for the English teacher:

- a. The researcher recommends that English teachers can use short movies from EF Kids & Teens Indonesia Youtube channel as a medium in teaching writing in English narrative text because the lesson plan design in this research were made following some of the components of the 2013 curriculum based on PERMENDIKBUD No. 65, 2013.
- b. The teaching materials were designed by following competency standards and achievement indicators according to Nursayana & Desiningrum (2020).
- c. The lesson plan and teaching materials that the researcher provides have been tested and the results were effective to be used in teaching english narrative writing text.

2. Recommendations for the Next Researcher

Following the completion of the research and receipt of the results, the following recommendations were made for the next researcher:

- a. The findings of this research can be used as a starting point for future research on how short movies from EF Kids & Teens Indonesia Youtube channel can help students improve their writing skills in writing narrative text.

b. The next researcher could conduct correlation research between narrative writing skills and short movies from EF Kids & Teens Indonesia Youtube channel or use another genre animation movie, silent movie from another channel.

3. Limitations of the research

In conducting the research, the researcher had to make boundaries to know the limitation of the research. The limitation of this research is in the process of data collection, all of the activities held in class face to face in 6 meetings with 60 minutes per meeting. Therefore, the students still need a long time to understand the materials. On the other hand, using audio-visual media such as short movies also take a longer time for students to finish their writing. The researcher hopes that the future researcher can find the solution of that problem.

BIBLIOGRAPHY

- Alex Baratta and Steven Jones. 2008. *Using film to Introduce and Develop Academic Writing Skills among UK Undergraduate Students*. Journal of Educational Enquiry, Vol. 8, No. 2, 15-17 p.3.
- Arif Nuryanto Muhammad. 2017. *An article The Use of Action Movie Trailer in Teaching Narrative Text Writing at Man 1 Pontianak*.
- Arsyad, Prof. Dr. Azhar. 2002. *Media Pembelajaran*. Jakarta: PT. Raja Grafindo Persada.
- Afika, Nur. *The Effect of Using Clustering Technique on the Students' Writing Skills in Descriptive Text at Senior High School 10 Makassar*. Alauddin State Islamic University, Makassar, 2021.
- Bahar, A. Kaharuddin and Ismail Latif. 2019. *Society-Based English Community (SOBAT): EFL Learners' Strategy in Learning and Practicing English Outside the Walls*. Journal Ilmu Budaya.
- Barbara Fine Clouse,. 2009. *Patterns for a Purpose: A Rhetorical Reader 3rd edition*, New York: The McGraw. Hill.
- Catri Novita F. Manalu, Natalia Widya Paca Tarigan, Mila Kristi Sitopu, & Ayu Paulina Silaban. April 2021, Vol. 9 No. 2. *Improving Writing Skill of Narrative text by Using Short Video at SMA Negeri 1 Silau Kahean*. JOLLT Journal of Languages and Language Teaching University of Prima Indonesia.
- Harmer. J. 2001. *The practice of English language teaching*. London: Pearson education Limited.
- Harmer, Jeremy. 2004. *How to Teach Writing*. Longman: Pearson Education limited, x.
- H. Brown Douglas, *Teaching by Principles*. (Longman). p. 336
- Hughey, B. Jane, et al. *Teaching ESL Composition Principles and Techniques*. Massachusettss: Newbury House Publisher. 1983.

- Irdawati Riska, Marbun Rismaya, Wardah. 2016. *The Effectiveness of Using Animated Fable Videos in Teaching Narrative Text Writing*.
- Masniyah. 2019. *A Thesis the Use Of Paraphrasing Strategy To Improve The Students' Writing Ability At The 2nd Year Students Of Sman 1 Tinambung*.
- Mark and Kathy Anderson, *Text Types in English 2*, (Melbourne Macmillan, 1997)
- Merindriasari kiki, Supardi Iwan, Wardah. (2015). *The Use of Animated Short Film As Media For Teaching English Narrative Writing*.
- Merita, Ismaili. *The Effectiveness of Using Movie in the EFL Classroom – A study Conducted at South East European University*. Academic Journal of Interdisciplinary Studies 2. 2013. pp. 121-132.
- Malcolm Gay, L.R. 2006. *Education Research: Competencies for Analysis and application. 8th Edition. United State: Earson Merrill Prenfile Hall*.
- Megawati. 2021. *The Effectiveness of Animated Short Movie to Increase Student's Ability to Write Narrative Text (A Pre-Experimental Research at Tenth Garde Students of SMK Muhammadiyah 2 Bontoala Makassar Academic 2021/2022)*. Universitas Muhammadiyah Makassar.
- Nasruddin. *A thesis: Using Animated Short Film in Teaching Writing on Narrative Text*. Faculty of Teacher Training and Education Muhammadiyah University of Makassar. 2020.
- Richards, J.C. and Renandya, W.A. (Ed.). 2002. *Methodology in Language Teaching: An Anthology of Current Practice*. Cambridge: Cambridge University Press.
- Rakmi Annisa. 2012. *Let's Narrate a Text!*. Jakarta Timur: PT. Balai Pustaka (persero).
- Risdayanti. 2020. *The Using of Pictures Series to Improve Students' Writing Skills at The Tenth-Grade Students of SMAN 8 Pinrang*. English Education Program Tarbiyah Faculty State Islamic Institute (IAIN) Pare-Pare.
- Sudarwati, M. & Grace, E. 2007. *Look Ahead 2 an English Course for Senior High School Students Year XI*. Jakarta: Erlangga.

Sugiyono. 2013. *Metode Penelitian Kuantitatif, Kualitatif Dan R & D*. Alfabeta CV. Anggota Ikatan Penerbit Indonesia (IKAPI).

Sugiyono. 2015. *Metode Penelitian Pendidikan: Pendekatan Kuantitatif, Kualitatif, dan R&D. Edition XXII*. Bandung: Alfabeta,

Shawnda Moss, 1987. *Effectively Using Film in the Classroom*.

Suryana, H. M. (2015, Februari 5). *Skripsi: IAIN Tulungagung Institutional Repository*. Retrieved from IAIAN Tulungagung Institutional Repository website: <http://repo.iain-tulungagung.ac.id/1066>





APPENDICES

UNIVERSITAS ISLAM NEGERI
ALAUDDIN
M A K A S S A R

APPENDIX 5

Documentation







CURRICULUM VITAE



Nanik Lestari Ningsih was born in Ujung Pandang, South Sulawesi, on May 16th 1998. She is the first daughter of three siblings from Drs. Pranata and Wanti. The researcher was graduated in 2009 from SD Negeri Bontokamase Jl. Andi Tonro No.1, Sungguminasa, Kec. Somba Opu, Kabupaten Gowa, South Sulawesi. Then, she continued her school in SMP Negeri 4 Sungguminasa and graduated in 2012. For 3 years, she studied in SMA Negeri 1 Gowa and graduated in 2015. In 2016, the researcher decided to enroll in Universitas Islam Negeri Alauddin Makassar by choosing English Education Department and was successfully accepted as one of the students of it, particularly as the students of PBI 1-2 2016. she entered in external organization such as, UEF (United English Forum) and NGC (New Generation Club).

UNIVERSITAS ISLAM NEGERI
ALAUDDIN
M A K A S S A R