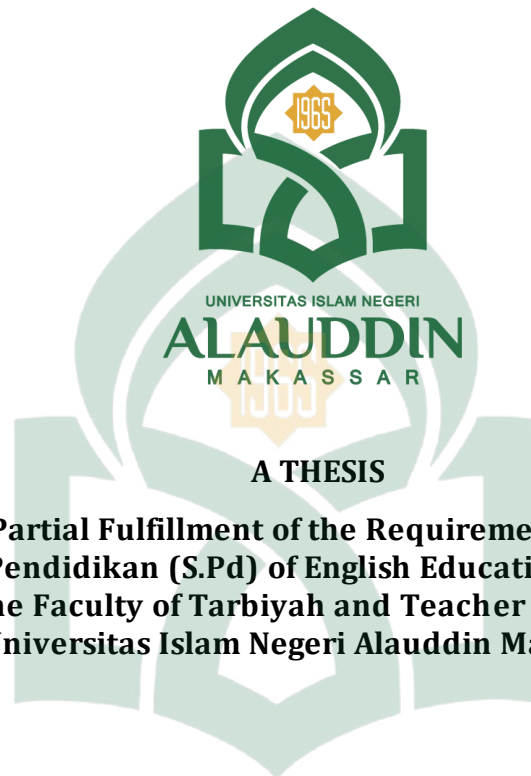


DEVELOPING LEARNING ELT MATERIALS OF “THE ABILITY AND WILLINGNESS” UNIT BASED ON INQUIRY LEARNING MODEL FOR THE EIGHTH-GRADE STUDENTS OF MTS ISLAMIC BOARDING SCHOOL ABNAUL AMIR GOWA



A THESIS

**Submitted in Partial Fulfillment of the Requirements for the Degree of Sarjana Pendidikan (S.Pd) of English Education Department
The Faculty of Tarbiyah and Teacher Training
Universitas Islam Negeri Alauddin Makassar**

By:

Yuliarti Asma

Reg. Number: 20400119046

**Consultant I: Prof. Dr. Muhammad Yaumi, M.Hum., M.A.
Consultant II: Multazam Abubakar M.Hum.**

**ENGLISH EDUCATION DEPARTMENT
THE FACULTY OF TARBİYAH AND TEACHER TRAINING
UNIVERSITAS ISLAM NEGERI ALAUDDIN MAKASSAR
2024**

PERNYATAAN KEASLIAN SKRIPSI

Mahasiswi yang bertanda tangan di bawah ini:

Nama : Yuliarti Asma
NIM : 20400119046
Tempat/Tgl Lahir : Tanaberu Selayar, 11 Juli 2001
Jur/Prodi/Konsentrasi : Pendidikan Bahasa Inggris
Fakultas/Program : Tarbiyah dan Keguruan
Alamat : Dusun Sapohatu, Desa Kayubauk, Kec.
Bontomatene, Kab. Kep. Selayar
Judul Skripsi : Developing Inquiry Learning Model-Based Elt
Material Of “The Ability And Willingness” For The
Eighth-Grade Students Of Mts Islamic Boarding
School Abnaul Amir Gowa.

Menyatakan dengan sesungguhnya dan penuh kesadaran bahwa skripsi ini adalah hasil karya sendiri. Jika kemudian hari terbukti bahwa ini merupakan duplikat, tiruan, plagiat, atau dibuat oleh orang lain, sebagian atau seluruhnya, maka skripsi dan gelar yang diperoleh karenanya batal demi hukum.

Samata-Gowa, 17 Januari 2024

Penyusun



Yuliarti Asma

NIM : 20400119046

PENGESAHAN SKRIPSI

Skripsi berjudul “Developing Learning ELT Materials of “The Ability and Willingness” Unit Based on Inquiry Learning Model for the Eighth Grade Students of Islamic Boarding School Abnaul Amir Gowa”, yang disusun oleh Yulianti Asma, NIM 20400119046, mahasiswa Jurusan Pendidikan Bahasa Inggris Fakultas Tarbiyah dan Keguruan UIN Alauddin Makassar, telah diuji dan dipertahankan dalam sidang munaqasyah yang diselenggarakan pada hari Senin, tanggal 05 Februari 2024 M, bertepatan dengan tanggal 24 Rajab 1445 H, dinyatakan telah dapat diterima sebagai salah satu syarat untuk memperoleh gelar Sarjana dalam Ilmu Pendidikan, Jurusan Pendidikan Bahasa Inggris dengan beberapa perbaikan.

Gowa, 20 Februari 2024 M.
10 Sha’ban 1445 H.

DEWAN PENGUJI: Nomor SK Munaqasyah: 449 Tahun 2024

Ketua Sidang	: Dr. Sitti Nurpahmi, S.Pd., M.Pd.	(.....)
Sekretaris Sidang	: Dr. Azizul Hakim M.Pd.I.	(.....)
Penguji I	: Prof. Dra. Hj. St. Azisah, M.Ed.St., Ph.D.	(.....)
Penguji II	: Nur Aliyah Nur, M.Pd.	(.....)
Pembimbing I	: Prof. Dr. Muhammad Yaumi, M. Hum., M.A.	(.....)
Pembimbing II	: Multazam Abubakar, S.S., M.Hum.	(.....)

UNIVERSITAS ISLAM NEGERI

ALAUDDIN
MAKASSAR

Diketahui oleh:
Dekan Fakultas Tarbiyah dan Keguruan
UIN Alauddin Makassar

Dr. H. Andi Achruh, M.Pd.I.
NIP. 19660908 199403 1 002

ACKNOWLEDGEMENTS

بِسْمِ اللَّهِ الرَّحْمَنِ الرَّحِيمِ

Alhamdulillah Robbil'Alamin, Praise Allah *Subhanahu Wata'ala*, who has given grace, health, convenience, and smoothness so that researcher can complete this thesis correctly. Also, the researcher does not forget to send sholawat and greetings to the great prophet Muhammad *Sallallahu 'Alaihi Wasalam* who has brought us from the realm of the darkness to the lightness.

The researcher also expresses deep gratitude to her beloved parents, Abd. Salam and Mantasia, for their love, finance, motivation, and sincere prayer so that the researcher can enthusiastically complete this thesis. The researcher realizes that in the implementation of this thesis research, many parties still provide guidance, advice, and enormous assistance in completing this thesis.

Therefore, on this occasion, the researcher would like to express her deepest gratitude to the following:

1. Prof. Hamdan Juhannis, M.A, Ph.D., The Rector of UIN Alauddin Makassar for his policies while the researcher were studying at UIN Alauddin Makassar.
2. Drs. H. Andi Achruh, M.Pd.I., The Dean of Tarbiyah and Teacher Training Faculty of UIN Alauddin Makassar for his assistance and kindness while studying at UIN Alauddin Makassar.
3. Dr. Sitti Nurpahmi, S.Pd., M.Pd., and Nur Aliyah Nur, M.Pd., as the head and Secretary of English Education Department, Tarbiyah and Teacher Training

Faculty of UIN Alauddin Makassar, thank you for the lessons, motivation, and all the important things that researcher got.

4. Prof. Dr. Muhammad Yaumi, M. Hum., M.A., and Multazam Abubakar, M.Hum. As consultant I and Consultant II, thank you for your kindness and availability of time in guiding, giving advice, and advising the researcher so that the researcher can complete this thesis correctly.
5. Prof. Dra. Hj. St. Azisah, M.Ed.St, PH.D., as the first examiner, also my beloved lecturer and once the head of the English Education Department Thankyou for the valuable knowledges and motivations that has been given to me.
6. Muthi'ah M.Pd., as the second examiner who provide suggestions and input in improving this thesis.
7. A big thank you from the researcher to all the lecturers and staffs of the English Education Department of Tarbiyah and Teacher Training Faculty of UIN Alauddin Makassar.
8. The siblings of the researcher, Ikhwanul Al Muslimin and Nur Meita Asma., for all their support in every way.
9. The headmaster, teachers, and students of Islamic Boarding School, Abnaul Amir Gowa, who have allowed to conduct the research.
10. The researcher's bestfriends, TULOLONA SULAWESI, Nur Asiah, Yulia Putri Utami, Aulia Agusfina, Ariyanti Widyastuti And Aina Nasira, thank you so much for your love and for our togetherness during this research.
11. The researcher's favorite idol K-pop, Park Sunghoon from ENHYPEN, for

making my day while doing the research.

12. The researcher's classmates in English Education Department, PBI 3 and 4 in Academic Year 2019 who have taught her about togetherness and solidarity. The researcher realizes that the writing is far from perfect. Nonetheless, her classmates' experiences and lessons have inspired and encouraged the researcher to continue learning and growing while developing this module.



Samata-Gowa, January 17th 2024

The Researcher

Yuliarti Asma


NIM : 20400119046

UNIVERSITAS ISLAM NEGERI
ALAUDDIN
M A K A S S A R

TABLE OF CONTENTS

PERNYATAAN KEASLIAN SKRIPSI	ii
PENGESAHAN SKRIPSI	iii
ACKNOWLEDGEMENTS	iv
TABLE OF CONTENTS	vii
LIST OF TABLES	ix
LIST OF FIGURES	xi
LIST OF APPENDICES	xii
ABSTRACT	xiii
CHAPTER I	1
INTRODUCTION	1
A. Background.....	1
B. Research focus and Focus Description.....	7
C. Research Questions.....	9
D. Research objectives and research significances.....	10
E. Product specification.....	12
F. Previous Research Results.....	13
CHAPTER II	16
REVIEW OF RELATED LITERATURE	16
A. The Theory of Learning and Instructional.....	16
B. Inquiry Learning Model.....	21
C. ELT- Material.....	27
D. Development Model.....	31
E. We Can Do It, and We Will Do It Unit.....	38
F. Development Framework.....	39
CHAPTER III	41
METHODOLOGY	41
A. Research Type and Location.....	41
B. Research Approach.....	42
C. Design of Research and Development.....	43

D. Data Collection Procedures.....	44
E. Research Subject.....	46
F. Research Instruments	46
G. Data Processing and Analysis Technique.....	48
CHAPTER IV	52
RESEARCH FINDING AND DISCUSSION	52
A. Research Finding.....	52
B. Research Discussion.....	103
CHAPTER V.....	110
CONCLUSIONS AND RECOMMENDATION	110
A. Conclusion.....	110
B. Recommendation.....	111
BIBLIOGRAPHIES.....	112
APPENDICES	116



LIST OF TABLES

Table 1.1 Research Focus & Focus Description.....	9
Table 3.1. Level of validity adapted from Ayu et al. (2018).....	51
Table 4.1 The result of the 1 st Question.....	54
Table 4.2 The result of the 2nd Question.....	54
Table 4.3The result of the 3rd Question.....	54
Table 4.4The result of the 4th Question.....	55
Table 4.5 The result of the 5th Question.....	55
Table 4.6 The result of the 6th Question.....	56
Table 4.7 The result of the 7th Question.....	56
Table 4.8 The result of the 8th Question.....	57
Table 4.9 The result of the 9th Question.....	57
Table 4.10 The result of the 10th Question.....	57
Table 4.11 The result of the 11th Question.....	58
Table 4.12 The result of the 12th Question.....	58
Table 4.13 The result of the 13th Question.....	59
Table 4.14 The result of the 14th Question.....	59
Table 4.15 The result of the 15th Question.....	60
Table 4.16 The result of the 16th Question.....	60
Table 4.17 The result of the 17th Question.....	61
Table 4.18 The result of the 18th Question.....	61
Table 4.19 The result of the 19th Question.....	61
Table 4.20 The result of the 20th Question.....	62
Table 4.21 The result of the 21st Question.....	62
Table 4.22 The result of the 22nd Question.....	63
Table 4.23 The result of the 23rd Question.....	63

Table 4.24 The result of the 24th Question.....	63
Table 4.25 The overall needs inventory from linguistic needs.....	64
Table 4.26 The overall needs inventory from learning needs.....	65
Table 4.27 Operational verb of cognitive domain (Buku Pegangan Pembelajaran Berorientasi pada Keterampilan Tingkat Tinggi).....	68
Table 4.28 Operational verb of psychomotor domain (Buku Pegangan Pembelajaran Berorientasi pada Keterampilan Tingkat Tinggi). 2018	69
Table 4.29 The explanation of the blueprint.....	75
Table 4.30 Validators' suggestions on the developed textbook.....	97
Table 4.31 The result of Experts' Validation.....	99



LIST OF FIGURES

Figure 2.1 The conceptual framework of developing material process.....	40
<i>Figure 4.1 The blueprint of Inquiry Learning Model.....</i>	<i>74</i>
<i>Figure 4. 2 A framework for English Material in chapter II based on syllabus. .</i>	<i>86</i>
Figure 4.3 before development.....	93
Figure 4.4 after development.....	93
Figure 4. 5 after development.....	94
Figure 4.6 before development.....	94
Figure 4.7 after development.....	94
Figure 4.8 before development.....	95
Figure 4.9 before development.....	95
Figure 4. 10 after development.....	95
Figure 4. 11 after development.....	96



LIST OF APPENDICES

APPENDIX I QUESTIONNAIRES FOR STUDENTS.....	116
APPENDIX II THE RESULT OF QUESTIONNAIRES' DATA PROCESSING.....	120
APPENDIX III PERMENDIKBUD NUMBER 24 YEAR 2016	124
APPENDIX IV SYLLABUS.....	126
APPENDIX V THE INDICATORS OF BASIC COMPETENCY 3.2 AND 4.2	129
APPENDIX VI LESSON PLAN.....	143
APPENDIX VII VALIDATION CHECKLIST.....	161
APPENDIX VIII ENGLISH MATERIALS AND WORKSHEETS.....	164
APPENDIX IX EVALUATION CHECKLIST OF SYLLABUS AND MODULE DESIGN....	193
APPENDIX X EXISTING BOOK UNIT III "WE CAN DO IT AND WE WILL DO IT"	199
APPENDIX XI DOCUMENTATIONS	203



ABSTRACT

Title : *Developing Inquiry Learning Model-Based ELT Materials of “The Ability and Willingness” Unit for The Eight Grade Students of Islamic Boarding School Abnaul Amir Gowa*

Year : 2024

Researcher : Yuliarti Asma

Consultant I : Prof. Dr. Muhammad Yaumi, M. Hum., M.A.

Consultant II : Multazam Abubakar, S.S., M.Hum

The study aims to develop English teaching materials for grade VIII students, especially in Chapter II “We Can Do It and We Will Do it!” with material the ability and willingness at MTS Islamic Boarding School Abnaul Amir Gowa based on the 2013 curriculum which is supported by using an inquiry learning model.

The researcher used the R&D method with the 4D model for the instructional design framework. In the define stage, the researcher determined students’ target and learning needs by spreading a questionnaire to the students to analyze the needs of students in class VIII at MTS Islamic Boarding School Abnaul Amir Gowa. The syllabus created in the design stage included learning indicators and an inquiry-based learning model. English material development followed the inquiry learning stages: orientation, formulating a problem, formulating a hypothesis, collecting information, testing the hypothesis, and formulating a conclusion.

In this research, the expert was involved in order to validate the product. According to the experts, the three systematic aspects that they validated of the product was valid for Materials Systematic Organization (3.5), valid for Systematic English Teaching (3.5) and valid for Systematic Content of English (3.5). After several discussions and improvements, the results show that the English material is valid.

This research could be a valuable reference for other researcher in the literature. The English language development materials in this study can increase students’ motivation for learning, designed according to their needs. These materials have gone through a careful validation process so the learning tool can be implemented as a viable alternative learning resource by students.

CHAPTER I

INTRODUCTION

A. Background

The curriculum is the heart of education which contains what the teacher will teach, or what students will learn for the development of each student according to educational goals.¹ The curriculum, according to Article 1 Paragraph 19 of Law Number 20 of 2003, is a set of plans and arrangements regarding the objectives, content, and learning materials as well as the methods used as guidelines for organizing learning activities to achieve certain educational goals. The government created this material as evidence of the K-13 product and can be used by educational institutions to ensure that the material is evenly distributed throughout Indonesia.

English is taught in schools and used as a foreign language in Indonesia. When a students learn a foreign language, there are some very challenging issues, one of them is the student's inability to use learning media. Media, when understood broadly, can be defined as people, materials, or events that form an environment that allows students to acquire knowledge, abilities, and attitudes.² In this sense, teachers, textbooks, and the school environment are media. The learning media used by teacher at school are textbooks where the book is less understandable to students because all the material or explanations in the book are in English. Students' lack of knowledge in using media such as dictionaries is also the main reason students have difficulty in learning or understanding the material well. By considering these conditions,

¹ Susan Cooper and J Wesley Null, "New'ideas in Old Contexts: Warren Colburn and Mathematics Curriculum and Teaching," *American Educational History Journal* 38, no. 1/2 (2011): 145.

² Vernon S Gerlach and Donald P Ely, "Teaching and Media. Englewood C Liffs," 1971 (1971).

the researcher intent to create open materials that can be used by teacher and students. The material presented is easier to understand and can be used as a reference for learning material in educational units. According to what Allah SWT conveyed in Surah Al-Mujadilah verse 11, this activity will have an impact both on them and on our future.

يَرْفَعُ اللَّهُ الَّذِينَ آمَنُوا مِنْكُمْ وَالَّذِينَ أُوتُوا الْعِلْمَ دَرَجَاتٍ

“.....Allah will elevate those who believe and those who are knowledgeable by several degrees.”

Teaching materials are all materials (both text, information, and tools) that are systematically organized and provide a complete picture of the abilities that students must master. Teaching materials are also used in the learning process to help plan and broadcast the way lessons are conducted.³ Several researchers have created learning materials for English language learners, both advanced and non-advanced. Non-print learning materials consist of audio learning materials such as television, radio, vinyl records, and audio tapes. Printed learning materials include books, handouts, modules, brochures, and student work samples. By stabilizing this situation, the researcher wants to create learning materials that are available and can be used for the desired needs.

The use of textbooks in English is very beneficial for both educators and students. The book not only serves as a guide for educators, but also provides the necessary information through various exercises and explanations. This has an impact on how students view the material and utilize it. When students enjoy their textbooks, they will be highly engaged in the classroom. The most

³ Andi Prastowo, “Pengembangan Bahan Ajar Tematik” (Yogyakarta: Diva Press, 2013).

important aspect of using textbooks is that teacher should try to engage students with the content they will be dealing with.⁴ The Indonesian Ministry of Education and Culture created the English textbook "English: When English Rings the Bell" to support the planned K-13 implementation. Apart from that, for those who need it, this book can be downloaded for free on the Ministry's website.

The 2013 curriculum policy (K-13) states that different approaches are used during the learning process. The current English textbooks are written with a scientific approach, but there is no learning model that can be used by teacher to explain the material. A learning model is a pattern or plan used to organize lessons in a classroom or tutorials.⁵ In order to counter this situation, the researcher created a teaching book consisting of both teaching models and deductive reasoning. The researcher discovered that the teaching model can assist teacher in focusing and directing the classroom instruction process.

A learning model is a pattern or plan used as a guide for planning lessons in a classroom or tutorial and for determining learning tools, such as books, films, computers, and others, to help students achieve the learning objectives.⁶ The common features of learning models are that they are systematic, that the learning outcomes are specifically applied, that they have measures of success, and that they interact with the environment. Learning models also serve as guidelines, as a tool for the curriculum development process, as a reference for determining learning materials, and help improve learning.⁷

⁴ Jeremy Harmer, "How to Teach English" *ELT Journal* 62, no. 3 (2008): 313–316.

⁵ Trianto Trianto, "Model Pembelajaran Terpadu," *Jakarta: Bumi Aksara* (2010).

⁶ Bruce Joyce, Emily Calhoun, and David Hopkins, *Models of Learning, Tools for Teaching* (McGraw-Hill Education (UK), 2008).

⁷ La Iru and La Ode Safiun Arihi, "Analisis Penerapan Pendekatan, Metode, Strategi, Dan Model-Model Pembelajaran," *Yogyakarta: Multi Presindo* (2012).

The purpose of this research is to change and develop materials from a previously published book using the scientific approach. However, the book does not have a learning model. It is expected that learning models not only help teacher explain the material, but also make students more directed and easier to understand what is being taught. The government recommends three learning models for K-13: project-based learning, problem-based learning, and inquiry learning. The inquiry learning approach was selected by the researcher due of its emphasis on problem solving and discourse. The focus of this research is to create English teaching materials for basic competencies 3.2 and 4.2 for junior high school students in grade VIII that use the "We Can Do It, and We Will Do It" unit inquiry learning model, focusing on the material, namely the ability and willingness.

The inquiry learning model is oriented towards social interaction between individuals. It is an attempt to improve society by improving interpersonal relationships through democratic procedures. According to this theory, education can develop individuals by reflecting on ways of handling various information in concepts and values. In inquiry learning, the teacher functions as a facilitator. The teacher does not have to provide information or lecture to students. Instead, the teacher should concentrate on the learning objectives to improve students' critical thinking and higher order thinking skills. The teacher should also be able to create questions that motivate students to think critically, and each question should provide directions for students to consider answers.⁸ Inquiry learning consists of (1) explaining the characteristics of the problem or situation, (2) providing options for possible answers or explanations, (3) collecting evidence that can be used to test the truth of the

⁸ Sofan Amri and Iif Khoiru Ahmadi, "Proses Pembelajaran Kreatif Dan Inovatif Dalam Kelas," Jakarta: Prestasi Pustaka (2010).

answer or explanation, (4) testing the truth of the answer based on the evidence collected, and (5) making conclusions supported by the best evidence.⁹

In addition to subject matter, student learning motivation is also important to achieve learning outcomes. Motivation is a state that drives students to achieve their own goals.¹⁰ The process of encouraging and driving one's behavior, guiding behavior, and maintaining strong behavior is known as motivation. In terms of learning, students will succeed if they have the will, desire and drive to learn. With this motivation, students will be motivated to change their attitude and behavior when learning. In terms of motivation, Mulyasa states that " One of the components that can improve the quality of learning is motivation, because students will be highly motivated to learn".¹¹ With motivation will grow the urge to do something in relation to achieving learning goals.

Motivation is a change in energy within a person characterized by feelings and reactions to achieve goals. Inner motivation consists of changes within a person, such as unsatisfied psychological conditions and tension; outer motivation consists of what a person wants and the goals that drive student behavior.¹² In the learning process, teaching materials are also a factor that affects student learning motivation. The absence of a learning model or lack of

⁹ John Dewey and Jo Ann Boydston, "Logic: The Theory of Inquiry, the Later Works, 1925-1953" (Carbondale, IL: Southern Illinois University Press, 1938).

¹⁰ Krisno Prastyo Wibowo and Marzuki Marzuki, "Penerapan Model Make a Match Berbantuan Media Untuk Meningkatkan Motivasi Dan Hasil Belajar IPS," *Harmoni Sosial: Jurnal Pendidikan IPS* 2, no. 2 (2015): 158–169.

¹¹ Enco Mulyasa, "Penelitian Tindakan Kelas," *Bandung: PT Remaja Rosdakarya* (2010).

¹² Oemar Hamalik, "Proses Belajar Mengajar" (2006).

explanation in learning materials used by teacher at school can reduce students' interest in learning English.

From the explanation above, it can be concluded how important it is for a teacher to use teaching materials that are effective and in accordance with the needs of students. Where in the teaching materials used by teacher have an approach but do not have a learning model, besides that the entire explanation in the teaching materials uses English so that students have difficulty in understanding the material in the teaching materials. The selection of good teaching materials can also increase student learning motivation. For this reason, the selection of appropriate teaching materials in the learning process is very important.

Based on the research conducted through direct interviews with an English teacher on June 16th, 2022, at Islamic Boarding School Abnaul Amir Gowa, it was concluded that teacher often use textbooks provided by the school. In this case, educational materials are often provided by the government, and teacher have no authority to choose or select subject matter. They only get and use them in the learning process without doing much selection to choose textbooks that suit the needs of students. As a result, frequently, the material is out of date in relation to the student body, faculty, and curriculum of several schools. In addition, the lack of time to choose a textbook makes teacher difficult to match students' knowledge with the material. As an aside, this might lead to a mismatch between student needs and teacher learning goals.

The researcher chose this title as the research because the researcher intent to develop educational materials that would increase students' motivation and curiosity in learning and their understanding of the subject

matter. This research was conducted at MTs Islamic Boarding School Abnaul Amir Gowa. This school has gotten grade A level for it's acceriditation.

Based on the description above, the researcher were eager to develop **ELT Material** based on the **Inquiry Learning Model**. It is hoped that learning activities that take place during the school year at MTs Boarding School Abnaul Amir Gowa can provide benefits for students and teacher.

B. Research focus and Focus Description

1. Research Focus

The focus of this research was to create a learning model based on English learning materials. This is due to students' lack of desire to learn in class. Therefore, the teacher must find ways to make students more excited during the learning process. Students' motivation is greatly influenced by the methods and subject materials that teacher use during the learning process. The researcher limited their research focus to the creation of teaching materials and inquiry models in English.

a) Developing Inquiry Learning Model

An educational paradigm known as the inquiry model aims to teach students how to analyze problems and questions based on facts. The exploratory model focuses on the search and discovery process, where students search for and independently discover answers to the problems they are learning. The teacher assists and mentors the students during the learning process. Analyzing, questioning pertinent information, critically evaluating books and other sources of information, conducting research or study, questioning what has already been said, conducting interviews or study groups using tools for data collection, analyzing and interpreting data, creating predictions, and informing other people about what will happen.

The teacher can use the inquiry learning model to help students develop their own understanding by using the concepts they have learned to solve problems. In other words, this paradigm provides opportunities for students to connect newly learned information with the cognitive structures they have learned, resulting in valuable learning outcomes. This learning encourages students to be proactive in understanding, observing, and contributing through group activities as well as communicating research findings. In addition, students can improve their psychological, motor and cognitive abilities. The principle of inquiry education states that everyone has the capacity to discover knowledge for themselves. Inquiry learning can help students improve their intellectual skills and thinking ability by asking questions and finding answers based on curiosity.

b) ELT-Material

ELT Material refers to educational materials with English language content that will be taught to students studying other languages. One of the most important things for the learning process is the teaching materials. When choosing English language learning materials, the teacher must be extremely selective. The teacher should understand that the material should help the students learn the language, but they should also ensure that the material is beneficial to the students.

2. Focus Description

In learning activities, teachers' and students' contributions are very important in determining the success of the classroom instruction. The use of teaching methods and materials is something that must be considered by the teacher. The planning and teaching procedures used by the teacher can

increase student activeness in the classroom by being able to see how students are active and understand the subject matter.

The focus of this research is the development of English teaching material unit "We Can Do It, and We Will Do It", especially basic competencies 3.2 and 4.2. This research concentrates on ability and willingness materials based on the Inquiry learning model. To limit this study, the researcher provides an explanation of the topics to be covered. Although this focus description may change according to the ongoing research. The following table shows the description of the research focus:

Table 1.1 Research Focus & Focus Description

No.	Research Focus	Focus Description
1.	Developing Inquiry Learning Model-Based ELT Material	1. Needs Analysis : <ul style="list-style-type: none"> - Linguistic Needs - Learning Needs 2. Prototype: <ul style="list-style-type: none"> - The expression of asking and stating the ability - The expression of asking and stating the willingness 3. Validation

C. Research Questions

Based on the background, research focus and focus description, the main problem is how the development of English material based on inquiry learning model. The are four research questions should be formulated as follows:

1. What are the needs of the eighth grade students in Islamic boarding school Abnaul Amir Gowa of learning ELT material of "We Can Do It and We Will Do It" unit based on inquiry learning model?
2. How is the designed prototype of learning ELT materials of "We Can Do It and We Will Do It" unit based on inquiry learning model for the eighth grade students of Islamic boarding school Abnaul Amir Gowa?
3. How is the validity rate of learning ELT materials of "We Can Do It and We Will Do It" unit based on inquiry learning model for the eighth grade students of Islamic boarding school Abnaul Amir Gowa?

D. Research objectives and research significances

1. Research objectives

Related to the problem statement above, this study aims to develop English material for the eighth grade of junior high school based on inquiry learning. The specific objectives of this research are:

1. To analyze the needs of the eighth grade students in Islamic boarding school Abnaul Amir Gowa of learning ELT material of "We Can Do It and We Will Do It" unit based on inquiry learning model.
2. To design the prototype of learning ELT materials of "We Can Do It and We Will Do It" unit based on inquiry learning model for the eighth grade students of Islamic boarding school Abnaul Amir Gowa.
3. To describe the validity rate of learning ELT materials of "We Can Do It and We Will Do It" unit based on inquiry learning model for the eighth grade students of Islamic boarding school Abnaul Amir Gowa.

2. Research significances

Based on the objectives to be achieved, the significance that are expected to be obtained from this development are as follows:

a. Theoretical significances

- 1) The Research and development conducted on ELT materials based on the inquiry learning paradigm can enhance theoretical understanding of instructional design, including how to select materials to enhance student learning and engagement.
- 2) The development of teaching materials often requires the adaptation of curriculum materials. As a result, this research can assist in the theoretical understanding of how to align materials with learning objectives and standards.

b. Practical significances

1) For English teacher

The ELT materials developed from this research can be used as re-learning materials because they are tailored to the needs of students.

2) For students

It is expected that well-designed and engaging ELT materials can increase students' motivation and engagement in the teaching and learning process, which will result in better classroom performance.

3) For researchers

With the help of this study, the researcher can expand their understanding of students' needs and create more relevant ELT materials that can be applied in real-world writing instruction, especially at the Junior High School level.

E. Product specification

The final result of this development research is a new product design complete with specifications. The new product produced is a module. The specifications of the products developed in the study, namely:

1. The learning module designed to fulfill English subject matter taught in the eighth grade of MTs Boarding School Abnaul Amir Gowa.
2. The learning module of the learning tool is more attractive with content that is easy to understand and encourages students to learn on their own.
3. The learning materials from a unit of competency or sub competency are included in the learning module created.
4. The learning module does not have to be used in conjunction with other learning media or depend on other media.
5. The learning module should be able to adapt to advances in technology and science.
6. The learning module should be user-friendly. Every instruction and presentation of information should be helpful and easy to use, including the ability to respond and access information at the user's own pace.
7. The learning module have illustrations that are relevant to the material being studied.
8. The target product is for the eighth grade students of Islamic Boarding School.

F. Previous Research Results

There are several previous studies that can support the development of inquiry learning models based on Elt material "Ability and willingness" for the eighth grade students at MTs boarding School Abnaul Amir Gowa. These studies can be summarized as follows:

The first is the Implementation of the 2013 Curriculum in English Lessons at SMP Kota Ternate, a journal written by Jusnita and Ismail 2018: The results of this study show that the scientific method is used to teach English. However, the implementation deviates from the planned stages and adapts to the circumstances. This difficulty is due to the limited media available in the school and the lack of instruction on the 2013 curriculum.¹³

The second, a journal written by Syafitri and Nasution 2018 entitled Development of Reading I Materials by Integrating Reading and Pedagogical Skills for English Language Education Students at Universitas Potensi Utama, concluded that the product development process was carried out through needs analysis, literature review, product development, expert validation, trials, and dissemination. By integrating Reading I materials with pedagogical knowledge, students can improve their reading skills and improve their pedagogical knowledge, which will be very useful for their future careers.¹⁴

The third is Development Of High School English Teaching Materials (High School) Vision Sets, a journal written by Muflikah, Prayitno, and Mujirno 2013. Based on the results of the research, the researchers have produced a final draft of English teaching materials. Teaching materials compiled after being

¹³ Naniek Jusnita and Anwar Ismail, "Implementasi Kurikulum 2013 Dalam Pembelajaran Bahasa Inggris Di Smp Kota Ternate," *Edukasi* 16, no. 1 (2018): 1-10.

¹⁴ Winda Syafitri and afifah Hasbi Nasution, Developing Reading I Materials By Integrating Reading And Pedagogical Skills For English Language Education Students Of University Of Potensi Utama, 34. *Melt Journal*, Vol. 3, 2018.

tested in the field have been shown to have a positive impact on improving students' English language skills.¹⁵

The fourth is about the effect of research learning activities on students' cognitive understanding of four important heat transfer concepts, according to a journal written by Gary Nottis et al., 2018. The results showed that students' concept understanding was generally better. They were also better able to solve problems about the same concept once they understood it. Nonetheless, several reasons, including the difficulty level of the concept, led to a decline after a few weeks.¹⁶

The fifth research conducted by Ananingsih in 2012 examined how effective the inquiry learning model is in increasing student motivation to learn oxidation reduction material. The results showed that the use of inquiry learning model on oxidation reduction material did not increase students' motivation to learn. Students also interacted with each other and with their teacher during the learning process. Students gained different types of understanding or explanations from these interactions, which resulted in better understanding. Thus, students' learning achievement increases.¹⁷

The sixth journal, "Developing inquiry learning model-based ELT materials for the seventh grade of junior high school", was written by Putri Nurul Ifani from State Islamic University Alauddin Makassar, Indonesia. According to the researcher, the inquiry learning model is the most suitable learning model for HOTS steps and complements the previous book. This model will help students

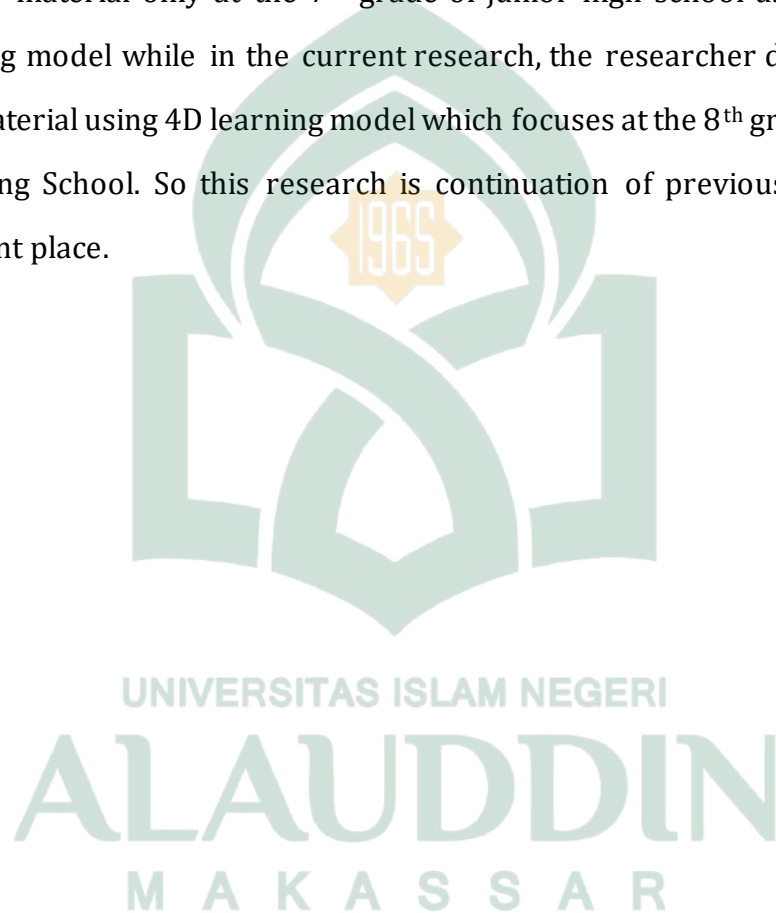
¹⁵ Dra Binti Muflifah et al., Laporan Penelitian Dosen Pemula Pengembangan Bahan Ajar Bahasa Inggris Sma (Sekolah Menengah Atas) Bervisi Sets Maret 2013 Kode /Nama Rumpun Ilmu : 742/Pendidikan Bahasa Inggris, N.D.

¹⁶ "Gary Nottis At," n.d.

¹⁷ Yuni Ananingsih, "Efektivitas Inquiry Based Learning (Ibl) Padapembelajaran Reaksi Oksidasi-Reduksi untuk Peserta Didik Kelas Xsma Kolombo Yogyakarta," 2012.

participate in experiential learning by searching for answers and solving problems through understanding the concept of the solver.¹⁸

This research and the six previous studies both focus on two variables - ELT materials and the inquiry learning model. The difference between the previous research and the current research is the previous research still focus on ELT material only at the 7th grade of junior high school use the ADDIE learning model while in the current research, the researcher developed the ELT material using 4D learning model which focuses at the 8th grade of Islamic Boarding School. So this research is continuation of previous research in different place.



¹⁸ Putri Nurul Ifani, Developing Inquiry Learning Model-Based English Instructional Materials For The Seventh Grade Of, 2019.

CHAPTER II

REVIEW OF RELATED LITERATURE

A. The Theory of Learning and Instructional

1. Learning Theories

Learning theories form the basis for effective instructional design to achieve learning objectives. Connectivism, constructivism, cognitivism, and behaviorism are the three main learning theories and three emerging theories.

a. Behaviorism Theory

Early 20th century psychologists, including Watson (1913), Thorndike (1898), and Skinner (1953), developed behaviorism, which states that learning is produced by interaction with the environment. Therefore, a behaviorist would encourage students to achieve a desired outcome by demonstrating an observable behavior in response to a stimulus, followed by a reward or punishment tailored to the behavior. If the stimulus is removed, the behavior will cease over time. This phenomenon is called extinction.

Learning objectives, according to behaviorism theory, emphasize the acquisition of knowledge. If learning is considered an activity, students must re-express their knowledge through reports, quizzes or tests. The presentation of content or subject matter emphasizes the ability to collect facts separately or sequence them from part to part. Learning is done strictly according to the curriculum sequence, so learning activities mostly focus on textbooks or compulsory books, and evaluation centers on learning outcomes.

Evaluation is done with paper and pencil and emphasizes on passive responses and different skills. It is considered a different part of the learning activity and is done after the activity is completed. In other words, if students

give the "right" answer according to the teacher's wishes, they are considered to have completed the task. This theory prioritizes the assessment of students' specific abilities.¹⁹

Principles of Behaviorism Theory

- a) Behavior is the subject of psychology;
- b) All types of behavior are returned to reflexes;
- c) The importance of habit formation;
- d) Real and measurable behavior have different meanings;
- e) Mental components of consciousness that have no physical form should be avoided.

b. Cognitivism Theory

In the last ten years, cognitive learning theories emerged in response to older behavioral theories. This cognitive model states that students process knowledge by organizing, storing, and finding connections between new and old knowledge.²⁰ This model describes the way data is processed. This cognitive theory was developed by Ausubel, Bruner and Gagne. Ausubel, for example, emphasized that management elements greatly influence learning. Bruner categorizes or provides a conceptual form to answer questions about how students obtain information from their environment.

Characteristics of Cognitive Learning Theory:

- a) Learning is a mental process, not behavior.
- b) Students act as distributors.
- c) Learning individually with deductive and inductive patterns.

¹⁹ I Nyoman Sudana Degeng and Nyoman Sudana, "Teori Pembelajaran 2: Terapan," *Malang: Program Magister Manajemen Pendidikan Universitas Terbuka* (2006).

²⁰ David Paul Ausubel, *The Acquisition and Retention of Knowledge: A Cognitive View* (Springer Science & Business Media, 2012).

- d) Intrinsic motivation, so there is no need for stimulus.
- e) Students act as actors in the discovery-making process.
- f) The teacher assists the insight process.

c. Constructivism Theory

In educational philosophy, constructivism can be interpreted as an effort to build a modern cultured life order. Constructivism is the underlying philosophy of contextual learning, which argues that humans acquire knowledge gradually and not suddenly, but gradually.²¹ Knowledge is not consist of sets of data, ideas, or principles that can be remembered. Instead, people must create knowledge and give it meaning through their own life experiences.

By learning constructivism theory, students are given the ability to find solutions to problems, discover new ideas, and make decisions. Since they are directly involved in the construction of new knowledge, students will better understand and be able to apply the knowledge in various situations. Students will remember ideas longer if they are actively involved. According to constructivists, learning is not a mechanical process of gathering information, but an organic process of discovery. In such a situation, significant learning occurs through reflection, resolving understanding disputes, and continuously updating incomplete understanding.

This theory states that knowledge formation occurs when humans construct reality. This theory has been influenced by the field of psychology, particularly Piaget's cognitive psychology, which focuses on the psychological mechanisms that shape knowledge. Constructivists argue that learning is an

²¹ L Vygotsky and M Cole, "Lev Vygotsky: Learning and Social Constructivism," *Learning theories for early years practice* 66 (2018): 58.

active process in which students generate new knowledge. Several things characterize this process:

- 1) Learning means forming meaning. Students make meaning of the things they see, hear, feel and experience. The understanding they have influences this construction of meaning.
- 2) Meaning construction is a lifelong process.
- 3) Learning is not a process of collecting data; instead, it focuses on the growth of thought and thinking through the formation of new understandings. Development is the original source of learning. Development results in discovery and improvement of one's thinking.
- 4) Learning actually occurs when one's schemata are in a situation of doubt, which promotes further thinking. Imbalance is an ideal environment for learning.
- 5) Students' learning experiences with the physical world and their environment influence their learning outcomes.
- 6) What they already know affects their learning outcomes.

Constructivist theory contains the following principles:

- 1) Knowledge is built by students themselves;
- 2) Knowledge cannot be transferred from teacher to student except by students actively constructing
- 3) Students construct continuously, so scientific concepts are always changing
- 4) The teacher only help provide advice and situations so that the construction process runs smoothly
- 5) Addressing issues relevant to students.

- 6) Building a learning structure that focuses on the main ideas about the importance of questions.
- 7) Seeking and valuing student opinions.
- 8) Changing the curriculum to meet student needs.

d. Connectivism Theory

Connectivism is driven by the belief that decision-making depends on rapid change. The ability to distinguish between important and unimportant information, as well as the ability to know when information changes, is important.

As stated by Siemens, the principles of connectivism are as follows: 1) Learning and knowledge lie in the diversity of opinions. 2) Learning is the process of connecting specific sources of information. 3) Human aids may not be necessary for learning. 4) The ability to know more is more important than what is known now. 5) Maintaining and sustaining relationships is necessary to facilitate continuous learning. 6) The determinant is the learning process. 7) The selection of what is learned and the meaning of the information entered comes from the current reality.²²

2. Instructional Theories

Instructional theory is a theory that provides very clear guidelines to help people learn and develop in better ways. It also identifies the best methods of teaching and instruction. Instructional theory helps in showing teacher approaches for evaluation. Teaching strategies are created in such a way that teacher can adopt learning objectives quickly. It provides important insights into why learning teaches and what is likely to happen.

²² George Siemens, "Connectivism: Learning as Network-Creation," *ASTD Learning News* 10, no. 1 (2005): 1–28.

To maximize student learning, teacher concentrate on creating optimal materials and behaviors. Instructional theory first emerged in the United States in the late 1970s. Three main theories, behaviorism, cognitivism, and constructivism, influenced this theory. Conditions of Learning was written by Robert Gagne, one of the first instructional theorists, for Florida State University's Department of Educational Research.

Instructional theories are tailored to students' learning styles and educational content. Furthermore, these theories are used as teachers' teaching guidelines to provide the best learning to students. Instructional theory consists of various models, strategies, and methods. Instructional theory consists of four parts:

- 1) Design-oriented: It provides direct guidance to the practitioner. Learning becomes prescriptive and purely goal-oriented.
- 2) Instruction Method: This is a method that helps students learn. This method depends on several things, such as a) What is to be learned? b) the students, c) the learning environment, and d) the barriers to instructional development.
- 3) Component Method: The component method concentrates on common process components, common practice categories, and standards that a common approach must meet.
- 4) Probabilistic: The main objective is to increase the probability of obtaining the desired learning outcomes. Instructional methods are not deterministic.

B. *Inquiry Learning Model*

Inquiry is a learning process based on search and discovery through a systematic thinking process. Knowledge comes from the process of self-

discovery, not from remembering. Learning is essentially a mental process that does not occur mechanically. It is expected that this process allows students to develop as a whole in terms of cognitive, mental, emotional and personal. Therefore, during the lesson planning process, teacher does not plan the material that students should learn, but allow students to discover for themselves the material they want to learn.

Inquiry learning in science helps students acquire better perceptual skills as it allows them to use their cognitive and physical abilities to understand natural phenomena and the world around them. This kind of learning should show students the nature of scientific study and the way learning is realized.²³ As a result, inquiry learning requires students to actively participate in the learning process. "Inquiry is the process of defining and investigating a problem, formulating hypotheses, designing experiments, collecting data, and drawing conclusions about the problem", said Crowbridge & Bybee.²⁴

The inquiry learning model was proposed by John Dewey, a former science teacher. After finding that science lessons did not pay enough attention to students' ability to think critically and participate actively, Dewey asked science teachers to implement inquiry in K-13 classes, which at that time still had strict rules. Confusing situations are observed, problems are clarified, initial hypotheses are made, those hypotheses are tested, and then act on the solutions. Dewey encouraged students to learn more about science in 1916. To accomplish this, students must solve problems and apply their knowledge to the phenomena they see. Based on Dewey's model, the Secondary School

²³ Wynne Harlen, "Evaluating Inquiry-Based Science Developments," in *A Paper Commissioned by the National Research Council in Preparation for a Meeting on the Status of Evaluation of Inquiry-Based Science Education*, vol. 11, 2004.

²⁴ L Trowbridge, "Bybee," R. W (1986).

Curriculum Commission published a book titled *Science in Secondary Education* in 1937. To achieve his goal, Dewey changed the previous steps of inquiry in 1944. Presenting a problem, making hypotheses, collecting data during experiments, and making conclusions are all part of this process. John Dewey argued that when people are faced with real and substantive problems to solve, their learning, development, and growth will be optimal. He argued that educational and instructional programs should be based on integrative community-based tasks and activities, which engage students in pragmatic social actions that benefit the world.²⁵

School is the best place to help people develop, according to the inquiry model. Therefore, inquiry is student-centered to get them actively involved in learning. The product, such as what is learned, is considered an important outcome of the learning process. However, in the inquiry learning model, teachers act as facilitators and help students discover problems and questions by guiding them through the inquiry learning process. The inquiry approach sees students as active thinkers who seek, examine and process information from their environment for a variety of purposes that best suit their mental nature.²⁶

Based on this explanation, the learning model based on John Dewey's thinking is known as Inquiry Learning. This model focuses on students actively participating in the process of finding problems and trying to solve problems

²⁵ Lloyd H Barrow, "A Brief History of Inquiry: From Dewey to Standards," *Journal of Science Teacher Education* 17, no. 3 (2006): 265-278.

²⁶ Kusmaryono Heru and Setiawati Rokhis, "Penerapan Inquiry Based Learning Untuk Mengetahui Respon Belajar Siswa Pada Materi Konsep Dan Pengelolaan Koperasi," *Jurnal Pendidikan Ekonomi Dinamika Pendidikan* 8, no. 2 (2013): 133-145, <https://journal.unnes.ac.id/nju/index.php/DP/article/viewFile/3369/3278>.

through direct observation. The aim of this model is to increase students' understanding of the problem through their own experience.

1. Characteristics of Inquiry Based Learning Model

This inquiry model is based on the idea that since birth, humans have a desire to discover for themselves what they know. Since birth, humans have always been curious about nature. Humans always want to know through the senses of taste, hearing, sight, and others.

Some of the main characteristics of the inquiry learning model are as follows:

- 1) The inquiry strategy prioritizes search and discovery activities, which place students as learning subjects
- 2) Each task given to students is aimed at searching and finding their own solutions to the problems in question. Therefore, the inquiry learning strategy involves the teacher as a facilitator and motivator of students, not as a source of learning.
- 3) The purpose of using this strategy is to improve students' ability to think systematically, logically, and critically.

According to Neil Postman and Charles Weingartner in Amalia's work, some characteristics of research learning are as follows: confident in their learning abilities, happy to try to solve problems, not afraid of being wrong, not hesitant in answering questions, flexible in thinking, appreciate facts and can distinguish facts from opinions, and do not feel cheated or lied to.²⁷

Prompting questions or problems, interdisciplinary focus, authentic research, creation of artifacts and exhibitions, and collaboration are the

²⁷ Mila Amalia, "Meningkatkan Aktivitas Dan Hasil Belajar Siswa Dengan Model Inquiry Based Learning Tipe Make a Match Dalam Mata Pelajaran Pendidikan Kewarganegaraan" (FKIP UNPAS, 2016).

characteristics of question-based learning model according to Gulo.²⁸ Inquiry-based learning organizes the class to discover and solve problems that are important to students socially and personally. This problem is chosen because its solution requires students to study multiple subjects. Genuine inquiry tries to find a solution to an actual problem. Students must complete the following tasks: analyze and define the problem, make hypotheses and predictions, collect and analyze data, conduct experiments, make references, and draw conclusions.

The researcher can make a conclusion based on the two opinions of the experts above. With this model, students can participate actively and independently, and they can confidently discover and solve problems. This learning activity might also improve their critical thinking skills.

2. Steps of Inquiry Learning Model

1) Orientation

At this point, the teacher takes action to create a good learning atmosphere.²⁹ In this orientation stage, the following things were done: 1) Provide an explanation of the topic, objectives, and learning outcomes that students are expected to achieve; 2) Provide an explanation of the main activities that students must do to achieve these objectives. At this stage, the steps of inquiry and the steps of each step are explained; and 3) Explaining the importance of the topic and learning activities. This is done so that students' desire to learn increases.

²⁸ Widodo Gulo, *Strategi Belajar Mengajar (Cover Baru)* (Grasindo, 2008).

²⁹ A. R Sani and M. Z Syihab, "Pembelajaran Kooperatif Dan Berpusat Pada Siswa Untuk Meningkatkan Hasil Belajar Fisika Matahari," *Jurnal Penelitian Inovasi Pembelajaran Fisika*, no. 0620 (2010).

2) Formulating the Problem

Formulating a problem engages students on a problem that contains a puzzle. The problem challenges students to solve the puzzle and encourages them to find the most accurate answer. The process of searching for answers in inquiry learning is very important because it gives students a very valuable experience as an effort to develop mentally through the thinking process.

3) Formulating Hypothesis

Hypotheses should be tested as a temporary solution to the problem under the study.³⁰ One way the teachers can improve each student's guessing (hypothesizing) ability is by asking a variety of questions. These questions can encourage students to hypothesize about potential answers or make predictions about potential answers to the problem they are studying.

4) Collecting Data

Collecting data is the process of gathering the necessary data to test the proposed hypothesis.³¹ Collecting data is a very important mental process in inquiry learning and an important part of intellectual development. It requires perseverance and the ability to use thinking potential.

5) Testing Hypothesis

Testing hypothesis is the process of determining an acceptable answer based on data or information obtained from data collection.³² Testing hypotheses also involves improving logical thinking skills; that is, the truth of

³⁰ Nurcholish Arifin Handoyono and Zainal Arifin, "Pengaruh Inquiry Learning Dan Problem-Based Learning Terhadap Hasil Belajar PKKR Ditinjau Dari Motivasi Belajar," *Jurnal Pendidikan Vokasi* 6, no. 1 (2016): 31–42.

³¹ Rendy Triandy, "Pembelajaran Mengidentifikasi Ide Pokok Dalam Artikel Dengan Metode Inquiry Pada Siswa Kelas X Sma Pasundan 2 Bandung: Metode Inquiry: Ide Pokok: Teks Artikel," *Literasi: Jurnal Ilmiah Pendidikan Bahasa, Sastra Indonesia dan Daerah* 7, no. 2 (2017): 143–152.

³² Amalia, "Meningkatkan Aktivitas Dan Hasil Belajar Siswa Dengan Model Inquiry Based Learning Tipe Make a Match Dalam Mata Pelajaran Pendidikan Kewarganegaraan."

the answer given does not only depend on the argument, but must also be supported by data that has been found and is acceptable.

6) Formulating Conclusions

Formulating conclusions is the process of explaining the results of testing hypotheses.³³ The teacher should be able to show students which data is relevant to reach an accurate conclusion.

C. ELT- Material

1. Definition of ELT material

Learning materials are very important for the teaching and learning process. Teachers should be very selective in choosing English materials for their students. They should keep in mind that the materials should help their students master English, but should also ensure that the materials are interesting for their students.

Although most of the literature focuses on printed materials, language learning materials include anything that can help students learn a language, such as course books, videos, graded reading books, flashcards, games, websites, and interaction via mobile phones.³⁴ An English teacher can use possible things to support the learning and teaching process. Good materials should have interesting texts, fun activities that enhance students' thinking, and opportunities for students to use their knowledge and skills. They also state that good materials should provide a clear and coherent unit structure

³³ I Sunardi & Sujadi, "Sumber Belajar Calon Peserta Program PLPG, Kompetensi Pedagogik," *Kementerian Pendidikan Dan Kebudayaan Direktorat Jenderal Guru Dan Tenaga Kependidikan* (2017).

³⁴ Brian Tomlinson, "Materials Development for Language Learning and Teaching," *Language teaching* 45, no. 2 (2012): 143-179.

that will guide teachers and learners through the various activities in a way that maximizes learning opportunities.³⁵

Based on the above opinions, it can be concluded that ELT Materials are tools that contain learning ideas that will be taught to English language learners.

2. The characteristics of ELT material

The characteristics of teaching materials are as follows:

- a) Provides instructions and learning instructions for teachers and students
- b) Clearly lists the competencies to be developed
- c) There is supporting information
- d) Exercise questions
- e) Student worksheets (LKS) are available
- f) Clear evaluation tools.

Based on its function, teaching materials can be divided into two, namely:

- a) For teachers, It transforms the teacher's function into that of a facilitator, saves instructors time throughout the classroom learning process, improves the learning process to be more effective and is used as an evaluation tool in mastering learning outcomes.
- b) For students, even without an instructor, students may learn on their own at any time and from any location, as an additional learning

³⁵ Tom Hutchinson and Alan Waters, *English for Specific Purposes* (Cambridge university press, 1987).

resource, helping students develop their knowledge according to their interests and talents.³⁶

3. Kind of ELT-material

There is a wide variety of printed and non-printed learning materials.

Printed instructional consist of:

a. Handouts

Handouts contain important information about the subject matter. They are simple and targeted to help students understand the subject matter. Teachers can create handouts using resources found in books or on the internet. Handouts are very popular in learning. They are cheap and easy to make.

Handouts have many functions in learning activities, such as: 1) avoid students taking notes; 2) provide a companion tool for teacher explanation; 3) reference material for students; 4) encourage students to try harder; 5) remember the important points of the material taught by the teacher; 6) provide positive feedback; and 7) assess learning.³⁷

b. Module

Modules are teaching materials prepared by teachers and designed to be read or studied by students independently. Modules usually contain learning instructions, competencies to be achieved, materials, exercise questions, work instructions, evaluation, and feedback.

c. Book

A book is a collection of writings containing knowledge resulting from a person's analysis and is arranged as interestingly as possible using language

³⁶ Prastowo, "Pengembangan Bahan Ajar Tematik."

³⁷ Karl Steffens, "Competences, Learning Theories and MOOC s: Recent Developments in Lifelong Learning," *European Journal of Education* 50, no. 1 (2015): 41-59.

that is easy to understand and is equipped with pictures, captions, etc. This book can help teachers and students in learning the planned lessons. Books can be classified into the following categories:

- 1) Source books: books that can be used as references, references, and sources for specific scientific research that are compiled in full.
- 2) Reading books: books that are only used for reading materials, such as novels, stories, etc.
- 3) Handbook: A book commonly used by teachers or instructors in the learning process.
- 4) Textbook: a book used in the learning process. It covers the learning materials to be taught.³⁸

d. Student Worksheet (LKS)

LKS is learning material that is provided in a reasonable way so that students can learn the material independently. The LKS consists of learning materials, reference materials, and tasks related to the materials. Students receive structured instructions to help them understand the material, and during class, they are given tasks related to the material. In contrast, non-print teaching materials include:

1) Audio

Audio learning materials are educational resources used to convey messages or information through graphics and words so that students can understand the material. Audio aids can be used in individual, group or mass education. Types of audio include: a. Audio clips (rollers or tapes). b. Audio from vinyl records. c. Radio (also called broadcast).

³⁸ Prastowo, "Pengembangan Bahan Ajar Tematik."

2) Audio-visual

Audio-visual learning materials are learning resources used to convey messages or information using graphics and text so that communication becomes more varied. Audio-visual media includes VHS and DVD, as well as black-and-white movies.

3) Interactive Multimedia

Interactive Multimedia is a very complex teaching material that combines various other teaching materials, such as text, animation, video images, audio, and graphics. Types of interactive multimedia are as follows: a. Interactive multimedia that occurs online, such as the web, email, blogs, and so on; b. Interactive multimedia that occurs offline, such as interactive CDs, software-based learning media such as Adobe Flash, and so on.

D. Development Model

Research and Development is a research method used to develop and test educational products. The following are some of the models used in research and development.³⁹

1. Borg and Gall Development Model

At the development stage, the Borg & Gall development model uses a waterfall flow. This model has ten implementation steps, namely: (1) research and information gathering; (2) planning; (3) developing the initial form of the product; (4) initial field trial (initial field trial), (5) refining the initial product (main product review); (6) main field trial (main field trial); and (7) refining the field test product (operational field test), (8) product implementation test

³⁹ L. N. Amali, N. T. Kadir, and M. Latief, "Development of E-Learning Content with H5P and ISpring Features," *Journal of Physics: Conference Series* 1387, no. 1 (2019).

(operational field test), (9) final product refinement (final product refinement), and (10) dissemination and implementation.⁴⁰

The stages carried out in the development of this research are detailed as follows:

1. Research and information collecting (research and data collection through surveys), including in this step include literature studies related to the problems studied, and preparation to formulate the research framework.
2. Planning, including formulating skills and expertise related to the problem, determining the objectives to be achieved at each stage, and if possible/needed conducting a limited feasibility study.
3. Develop preliminary form of product, which is developing the initial form of the product to be produced. Included in this step is the preparation of supporting components, preparing guidelines and manuals, and evaluating the feasibility of supporting tools.
4. Preliminary field trials, or small-scale initial field trials. Involves between six and twelve subjects. At this stage, observations, interviews, or questionnaires may be used to collect and analyze data.
5. Improvement of the main product, which is the improvement of the initial product made based on the results of the initial trial. This improvement is very likely to be done more than once, according to the results of the limited trial, so that the main product draft (model) is ready to be tested more widely.
6. Main trial, the main trial involving all students.

⁴⁰ R Borg Walter, Meredith D Gall, and Joyce P Gall, "Educational Research: An Introduction" (New York: Longman Inc, 1983).

7. Operational product revision: improvements and refinements to the results of the larger trial so that the product developed is an operational model design that is ready to be validated.
8. Operational field test: validation test steps for the operational model that has been made.
9. Final product revision: final improvements to the developed model so as to produce the final product.
10. Dissemination and implementation, which means disseminating the model or product developed and implemented in the industry.

2. ADDIE Development Model

This model divides the model development process into five main phases or stages: Analysis, Design, Development or Production, Implementation or Delivery and Evaluations.

Stages of the ADDIE Development Model:

a. Analysis

The first stage in the ADDIE development research model is to assess the feasibility and requirements of new product development. This analysis includes models, methods, media and teaching materials. Problems with existing or used products may cause product development to begin. This may occur because existing or available products are no longer relevant to the target needs, learning environment, technology, student characteristics, and other factors.

b. Design

In the ADDIE development research model, design activities are a systematic process that begins with designing the product idea and content. The design for each product content is written, and the instructions for

implementing the design or making the product are written clearly and in detail. At this point, the product design is still conceptual and will serve as the basis for the upcoming development process.

c. Development

The ADDIE development research model includes efforts to realize the product design that has been made before. The conceptual framework for implementing a new product is developed at an earlier stage. Next, the conceptual framework is realized into a product that is ready for use. At this time it is also necessary to create a tool to measure the performance of the product.

d. Implementation

One of the goals of the ADDIE development research model is to obtain feedback on the product that has been developed or created. By asking questions related to the purpose of product development, initial feedback (initial evaluation) can be obtained. Implementation is carried out with reference to the product design that has been made.

e. Evaluation

In ADDIE model development research, the evaluation stage is carried out to provide feedback to product users so that revisions can be made according to the evaluation results or needs that have not been met by the product. The ultimate goal of evaluation is to find out how well the development objectives are achieved.⁴¹

3. 4D Development Model

One of the research and development methods known as the 4D Model is a learning tool developed in 1974 by S. Thiagarajan, Dorothy S. Semmel, and

⁴¹ Walter Dick, Lou Carey, and James O Carey, "The Systematic Design of Instruction" (2005).

Melvyn I. Semmel. As the name suggests, the 4D model consists of four main stages: Definition, Design, Development, and Disseminate.

1. Define phase as known as analysis phase.

The product developer must consider the development requirements, conduct an analysis, and obtain information on how far the development should go. The defining or needs analysis stage can be done by analyzing the literature and previous research. At this stage, there are five tasks that can be performed, which include:

- a. Front-end Analysis

To support the development needs, an initial analysis was conducted to find the main problems encountered during the learning process. By conducting the initial analysis, researchers and developers gain an understanding of the facts and solution options. This can help in the decision-making process about the learning model to be created.

- b. Learner Analysis

Learner analysis is the process of identifying the characteristics of students who are the target of learning device development. Characteristics include academic ability, cognitive development, motivation, and individual skills related to learning topics, media, format, and language.

- c. Task Analysis

The purpose of task analysis is to find the skills learned by the researcher and then convert them into additional skills that may be required. In this example, the educator analyzes the key tasks that students need to master in order for them to achieve the specified minimum competencies.

- d. Concept Analysis

Concept analysis involves identifying the important concepts to be

taught, putting them in hierarchical form, and dividing individual concepts into important and unimportant parts. Concept analysis also helps to rationally plan the actions to be taken.

e. Specifying Instructional Objectives

The formulation of learning objectives is useful for collecting results from concept analysis and task analysis to identify the behavior of the research object. To design tests and create learning tools to be used, this summary will be the basis.

2. Design phase

There are four steps to follow: creating a test based on criteria, selecting media, choosing a format, and creating a preliminary design.

a. Constructing Criterion-Referenced Test

Standardized test development links the defining and designing stages. Based on the results of the learning objective specification analysis and student analysis, the standardized test was developed. The tests are tailored to the cognitive abilities of the students. Test results are assessed using an evaluation guide, which includes question answer keys and scoring guides.

b. Media Selection

In general, media selection is carried out to find learning media that are appropriate or relevant to the material. Media selection is based on the results of concept analysis, task analysis, and characteristics of students as users, as well as deployment plans with various media variations. Media selection should also be based on the best way to maximize the use of teaching materials in the process of developing teaching materials in the learning process.

c. Format Selection

In the development of learning tools, the format is used to determine the design of learning media, as well as strategies, approaches, methods, and learning resources.

d. Preliminary Design

Preliminary design is the complete design of the learning device that must be made before the pilot test. This concept includes the development of various organized learning activities as well as training in various learning techniques through micro teaching practice.

3. Development Phase

Producing the development product is the development stage, which consists of two steps: expert assessment (expert assessment) and revision and trial development (trial development).

1) Expert Appraisal

Expert appraisal is a technique for obtaining suggestions for material improvement. It is expected that expert appraisal can make learning tools more precise, effective, tested, and high quality by producing recommendations for material improvement.

2) Developmental Trials

Developmental trials are conducted to obtain immediate feedback on the learning devices, such as student responses, reactions, and comments from observers. Trials and revisions are conducted repeatedly to ensure that the learning devices are consistent and effective.

4. Disseminate Phase

Dissemination is the last stage in the 4D model of learning device development. Final packaging, diffusion and adoption are the most important,

but often overlooked stages. To promote the product that has been developed to make it accessible to users, the dissemination stage is conducted. In order to produce the right form, packaging materials must be selective.

The disseminate process consists of three main stages: validation testing, wrapping, and adoption. The product that has been revised during the development stage is used to achieve the actual goals or objectives at the validation testing stage. At this stage, measurement of goal attainment is also conducted. This is done to find out how effective the developed product is. After implementation, researchers and developers should monitor how the goals were achieved and what failed to do so that it does not happen again when the product is sold. At the diffusion and adoption stage, the application manual is printed and disseminated so that the product can be absorbed (diffusion) or understood by others and used (adoption) in their classrooms. User analysis, dissemination strategies and themes, selection of dissemination time and media, are things that need to be considered when conducting dissemination.⁴²

From the three of the Research and Development models above, since the 4D model does not require much time and the stages are not too complex, the researcher chose to use the 4D development model in this research.

E. *We Can Do It, and We Will Do It Unit*

English Material for the eighth grade especially chapter 2 with the title “We can do it and we will do it” is material that discusses the expression of someone's ability and willingness. This topic contains how students will be able to state that they can and will do something in English. In this material students will learn about the use of modals, namely "can" and "will".

⁴² Sivasailam Thiagarajan, “Instructional Development for Training Teachers of Exceptional Children: A Sourcebook.” (1974).

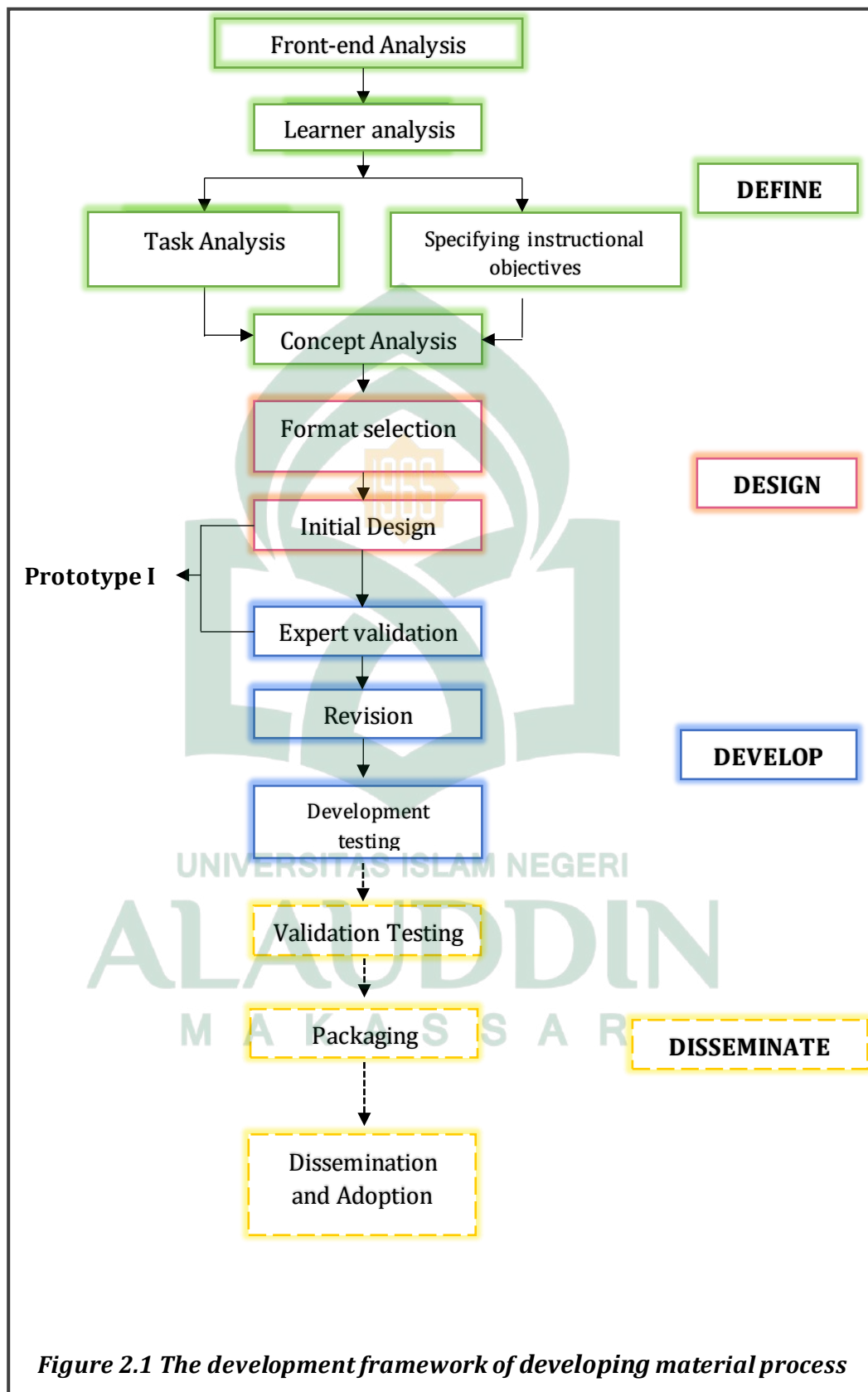
F. Development Framework

This research is called development research. The researcher created teaching materials based on the inquiry learning model. In this research, the researcher used the 4D research model, which consists of four stages of learning device development: (1) Define, (2) Design, (3) Development, and (4) Disseminate.

The type of research that was conducted by the researcher in this study is development research. The researcher developed a learning material based on the inquiry learning model. The model used by researchers in this study is the 4D research model. The 4D model is a learning device development model consisting of four stages including: (1) Define, (2) Design, (3) Develop, (4) Disseminate.

The 4D model, which was originally developed by Thiagarajan, is considered appropriate because it details and systematically explains the operational steps in developing learning devices. The researcher are also facilitated by the simplicity of the stages in this model so that it can be realized in the process of developing teaching materials in the “The ability and willingness”. The analysis carried out in the 4D model is also detailed and systematic, and in the develop or development stage the researcher can conduct product trials and revisions if improvements are still needed in the development of teaching materials in the “The ability and willingness”

The outcome of this research is English content, especially in basic competency 3.2 and 4.2, for the eighth grade students at MTs Islamic Boarding School Abnaul Amir Gowa , utilizing inquiry learning as an educational paradigm.



CHAPTER III

METHODOLOGY

A. Research Type and Location

1. Research Type

A Research and Development (R&D) approach was used in this research. A research design that incorporates classroom challenges, current educational product development theory, product creation, expert validation, and field testing is known as research and development (R&D). Research and development (R&D) in education is often defined as the process of creating and evaluating educational materials. It consists of a number of steps referred to as the "research and development cycle", which includes researching research findings related to the product to be developed, developing the product based on those findings, conducting field tests in the environment where the product will eventually be used, and making improvements to problems found during the field tests.⁴³

2. Research Location

This research was conducted at MTs Pondok Pesantren Abnaul Amir Gowa, which is located on Jalan Moncobalang, Bontosunggu, South Bontonompo District, Gowa Regency, South Sulawesi 92153. The focus is MTs Pondok Pesantren Abnaul Amir Gowa. MTs Islamic Boarding School Abnanul Amir Gowa has A accreditation and has good learning quality. This school is ready to compete in the modern market. Learning at MTs Islamic Boarding School Abnaul Amir Gowa starts in the morning. This school does not use the smart

⁴³ Meredith Damien Gall, Walter R Borg, and Joyce P Gall, *Educational Research: An Introduction* (Longman Publishing, 1996).

school system, which results in more active and creative students, despite being qualified and receiving A accreditation.

Although this school has met the requirements and is accredited A, the researcher was interested in conducting this research because the school has not used the smart school system - which means students are more active and creative in the learning process. In addition, the researcher was interested in how students learn and what media they use.

B. Research Approach

The research and development design is a design of how a study will be conducted. It is used to seek answers to the research questions. The qualitative approach and the quantitative approach were used interchangeably and helped each other in this study. Qualitative and quantitative research can be combined for several reasons: 1) the logic of triangulation, where results from one type of research can be compared with results from another type of research; 2) qualitative research helps quantitative research; and 3) the combining of both types of research to provide a better picture of the world.⁴⁴

The research with a qualitative approach is a research procedure that produces descriptive data, speech, or writing, and the behavior of subjects that can be observed in a natural environment. Qualitative approaches generally use qualitative data and are based on the philosophy of phenomenology, which uses appreciation to try to understand and interpret certain situations from the researcher's point of view.⁴⁵ During the preliminary study and model development preparation stages, a qualitative approach was used.

⁴⁴ Alan Bryman, "Quantitative and Qualitative Research: Further Reflections on Their Integration," in *Mixing Methods: Qualitative and Quantitative Research* (Routledge, 2017), 57–78.

⁴⁵ Steven J Taylor, Robert Bogdan, and Marjorie DeVault, *Introduction to Qualitative Research Methods: A Guidebook and Resource* (John Wiley & Sons, 2015).

This research used a quantitative approach at the pilot stage. This approach involves statistical and objective analysis, theory testing, knowledge-based logical and deductive reasoning, and causal relationships.⁴⁶

C. Design of Research and Development

This research began with the define phase. At this stage, the researcher conducted pre-research by interviewing English teacher. After conducting the interviews, the researcher distributed a questionnaire adapted from Brown (1995) and also analyzed all the basic competencies in the K-13 syllabus, as well as the way the material was presented in the book. After analyzing the data, the researcher created learning outcomes and indicators based on the results of the needs analysis and basic competencies.

Design is the second phase. After listing the topics (needs) in the definition phase, the researcher began to organize the selected materials according to the model to be used. The researcher presented the materials that had been screened in the previous stage and began to design the materials by gathering information from the results of the analysis of the previous stage. After conducting the analysis, the researcher began to create a blueprint supported by the existing syllabus in the 2013 curriculum to be used.

In the third phase, the researcher conducted the development stage. The researcher collected all the prepared materials and then creates a blueprint. The structure of the materials is based on the inquiry learning model, which consists of six steps: orientation; formulating problems; formulating hypotheses; collecting data; testing hypotheses; and formulating conclusions.

⁴⁶ Sudarwan Danim, "Menjadi Peneliti Kualitatif: Rancangan Metodologi," *Presentasi dan Publikasi Hasil Penelitian untuk Mahasiswa dan Peneliti Pemula Bidang Ilmu-ilmu Sosial, Pendidikan dan Humaniora*, Penerbit Pustaka Setia, Bandung (2002).

The fourth phase is disseminate. In this final stage, the module is used in schools to gather information about its likelihood or effect on improving students' learning process skills. Since this phase is not part of the development, the researcher did not do it this phase due to the limited research time.

D. Data Collection Procedures

According to Sugiyono, data collection techniques are the most important step in research because the purpose of research is to get data. The researcher who is directly involved in the field collects data, seeks information, initiates observations, and provides conclusions. In qualitative and quantitative research, initially unclear problems will become clear when researcher go directly to the field to start collecting research data. The data collected and researched must follow the truth, for this reason, if you are at the location, all the data collected must be observed and written properly so that there are no mistakes in presenting the data. There are 3 data collection techniques that the researcher uses, including:

1. Interview

According to Esterberg proposed by Sugiyono, interview data collection technique is a meeting of two people to exchange ideas with questions and answers to obtain information, so that meaning can be constructed in a topic. As important as observation, interviews can also be conducted at the same time as observation. Without an interview, research cannot run well, because with interviews, researcher can get a lot of information from sources person.

The researcher used interviews in collecting research information, some information the researcher took later to be used as the final result of the study. The researcher discussed a question and answer, meaning that here the

researcher was given some interview questions about the teacher's teaching method then the teacher was given the appropriate answer. By conducting the interview with the teacher, the researcher can find out the teacher's teaching materials and strategies to increase students' motivation to learn English in the classroom.

2. Observation

According to Nasution, written by Sugiyono, observation is the basis of all science, sciences can only work based on data, namely facts about the real world obtained through observation. Marshal states that the researcher learn about behavior through observation. It can be said that the essence of research lies in observation, because if there is no observation, it means that the data collected also exists invalid and not in accordance with the truth.

To get the results, the researcher used an observation type of research which observed every activity in the classroom. More focused on the materials the teacher uses, learning strategies, and how students learn. To increase students' motivation to learn English at MTs Boarding School Abnaul Amir Gowa, the observation is used to find information and collect data. It is important to do this so that the research can successfully create teaching materials that suit the needs of students.

3. Documentation

Documentation is a way to get results or evidence clearly and accurately, whose function is critical to record every activity. The researcher's documentation is a list or table of all activities during the observation and interview process accompanied by pictures.

E. Research Subject

The research took place at Islamic Boarding School Abnaul Amir Gowa. This involved several research participants. They would be selected based on random sampling in order to collect data. Therefore, this study used several data sources by inviting students and teachers of Abnaul Amir Gowa Islamic boarding school and experts. For more details, the research subjects are described as follows:

1. Students (Target Group): 20 students be the subjects or people addressed to this development.
2. Teachers (Audience Group): 2 teachers.
3. Experts: 2 experts be involved in this research due to make sure the appropriateness of the materials. The validators are selected directly by the department based on their fields and adjusted to what will be validated.

F. Research Instruments

The following are tools used to obtain data as result of this research:

1. Document Checklist

The document is one of the instruments in conducting research. Documents are used to assist researcher in completing data in research. The researcher analyzed documents such as teaching materials and syllabus. The purpose of the analysis is to find out the information needed in developing teaching materials. Documents containing the syllabus of 2013 curriculum revised edition which was published in 2017 by the government, basic competence analysis, and the blueprint of material.

2. Questionnaire

A questionnaire is a list of research or survey questions asked of respondents, and is designed to extract specific information. Questionnaires are the most widely used evaluation tool because they have the advantages of efficiency, in terms of time, cost-effectiveness, ease of application, and expertise.⁴⁷

The types of questions in the questionnaire are divided into two, namely: open and closed. Open questions are questions that expect the respondent to write down the answer in the form of a description of something. Conversely, closed questions are questions that expect a short answer or expect the respondent to choose one alternative answer from each of the available questions. Each questionnaire question that expects an answer in the form of nominal, ordinal, interval, and ratio data, is a form of closed questions.⁴⁸

The researcher used closed questionnaire in three ways, namely: obtaining information from needs analysis, considering the validity of the material to be developed and assessing the acceptability of the material to be developed. The researcher used questionnaire adapted by Brown's (1995) for the students. This questionnaire helped the researcher to find out the data about the linguistic needs and learning needs from the students to be analyzed.

3. Validation Checklist

Checklist validation is a sheet used to measure the validity of research products in terms of presentation, content feasibility, language, graphics, and suitability for research purposes. The technique of collecting validation results

⁴⁷ Wayne D Gray and Marilyn C Salzman, "Damaged Merchandise? A Review of Experiments That Compare Usability Evaluation Methods," *Human-computer interaction* 13, no. 3 (1998): 203-261.

⁴⁸ Dr sugiyono Prof., "Prof. Dr. Sugiyono, Metode Penelitian Kuantitatif Kualitatif Dan R&d. Intro (PDFDrive).Pdf," *Bandung Alf*, 2011.

is done by distributing modules or work sheets and validation sheets to experts (validators). The validation sheet contains several statements for each validated component, namely the presentation component which contains statements related to presentation techniques, supporting presentation, presentation of experiments, and completeness of presentation. The researcher used validation checklist adapted by Ghobrani (2011:p.517-520) and Widyatmoko (2011) cited by Sukirman (2013) and filled out by the experts.

G. Data Processing and Analysis Technique

Data analysis techniques in research and development use qualitative and quantitative techniques.⁴⁹ The following are data collection techniques in development research, including:

A. Qualitative Data Analysis Technique

The technique followed several steps by Miles and Huberman. They suggest that in analyzing the data qualitatively consists of three procedures. First is data reduction. Second, is data display. Third is conclusion draw.

In the implementation of data reduction, data display, and conclusion/verification, it is a very flexible step, in the sense that it is not bound by chronological limitations. Overall these steps are interconnected during and after data collection, so the model of Miles and Huberman is also called the Interactive Model.⁵⁰ Based on the explanations that have been developed by Agus Salim, can be explained briefly as follows:

⁴⁹ I Gusti Ngurah Agung Wiratemaja, I Made Tegeh, And Ketut Pudjawan, "Pengembangan Multimedia Pembelajaran Mata Pelajaran Bahasa Inggris Kelas X Semester Genap di Smkn 2 Sukawati," Jurnal Edutech Undiksha 2, no. 1 (2014).

⁵⁰ Matthew B Miles, A Michael Huberman, and Johnny Saldana, *Qualitative Data Analysis* (SAGE, 2014).

a. Data Condensation

In this step, the researcher can conclude the data based on the data that has been obtained is based on a questionnaire and an assessment has been given to know the results obtained based on a questionnaire from the validator team student responses.

b. Data Presentation (Data Display)

The data that has been obtained is presented in the form of descriptive descriptions in detail and briefly. The description is in the form of a description related to the results of the overall data acquisition.

c. Verification and Conclusion Drawing

In this phase, the researcher get a conclusion after going through the two phases that have been passed before. The initial conclusion verified first by the researcher itself and then validated by experts.⁵¹

B. Quantitative Data Analysis Technique

Firstly, in gathering information from students and experts, the researcher used the need analysis questionnaires and validation checklist. Types of questions are linguistic needs and learning needs used for assessing whole needs of the target. Because of the subject of this research is the eight grade of Islamic boarding school, so the researcher used yes/no question in getting students' needs.

The quantitative data analysis technique used to find the result of the questionnaire displayed below:

$$\Sigma = (\text{VII-A}) + (\text{VII-B}) + \text{VII-C}$$

⁵¹ Agus Salim, "Teori Dan Paradigma Penelitian Sosial: Buku Sumber Untuk Penelitian Kualitatif Edisi Kedua," *Yogyakarta: Tiara Wacana* (2006).

Where: Σ = total number of students

f_x = number of students in each class

The researcher used the formula below to analyze the data from the questionnaire:

Formula for yes answer

$$\Sigma \text{ yes} = \text{yes (VII-A)} + \text{yes (VII-B)} + \text{yes (VII-C)}$$

Formula for no answer

$$\Sigma \text{ no} = \text{no (VII-A)} + \text{no (VII-B)} + \text{no (VII-C)}$$

After getting the data for yes and no, the researcher compared the yes answer and the no answer, which data is bigger than other is taken as the final result.

The overall data are then analyzed to recognize the needs inventory of the target group in language learning which is then used as the basis for formulating aims and objectives of learning and designing material.

Data analysis technique used to find the result of the validity level of the product developed displayed below:

$$\bar{x} = \frac{y_1 + y_2}{n}$$

Where: \bar{x} = the average of rating scale

y = the expert

n = total number of expert

The scale of validity level of the product developed displayed below:

Table 3. 1. Level of validity adapted from Ayu et al. (2018)

NO	Criteria of Validity	Descriptive rating
1	Not Valid	1.00-1.50
2	Less Valid	1.51-2.50
4	Valid	2.51-3,50
5	Very Valid	3,51-4.00

The table above shows the criteria for validity rate of the product developed. There are five criteria of the validity rate based on the table from not valid until very valid and with the descriptive rating from 1.00 until 4.00.

CHAPTER IV

RESEARCH FINDING AND DISCUSSION

This chapter presented the result of the findings. It was intended to answer the problems of the study. The data collected during the research is presented and analyzed systematically and theoretically at all stages. The analyzed data are widely used in all processes of developing ELT materials for students in the eighth grade at the Islamic Boarding School Abnaul Amir Gowa.

Research findings and discussions are presented systematically based on the stages of the 4D model. In other words, this section describes the needs analysis results, the systematic process of designing and compiling the syllabus, the process of developing materials, and the results of validating the developed textbooks.

A. Research Finding

The researcher did the research and got the complete data from all the research instruments including test and questionnaire. To gain the objectives of the research, the researcher had analyzed the data systematically and accurately. The data was analyzed in order to draw conclusion about the objective of the study. Researcher described the findings in this chapter into three parts. They would be described as follows:

The first part showed the description of needs analysis through gathering and analyzing information to improve students' motivation in eighth grade at Islamic Boarding School Abnaul Amir Gowa.

The second part showed the description of designing teaching material based on inquiry learning model to improve students' motivation in eighth grade at Islamic Boarding School Abnaul Amir Gowa.

The third section showed the results of product validation to produce good development products to improve students' motivation in eighth grade at Islamic Boarding School Abnaul Amir Gowa.

1. *The Result of Define Phase*

a. Preparation in Getting the Needs Analysis

At this stage, the researcher identified the specific scope of data required, the selected subjects for investigation, and the instrument employed. The essential data required during the need analysis phase encompass the determination of students' preferred learning modalities, their previous encounters with English language instruction in the eighth grade, and the instructional resources that students find congenial. There were two parts involved, namely 20 students from Islamic Boarding School Abnaul Amir Gowa at the eighth grade of the 2022-2023 school year who were studying the materials and people working in the teaching department. To conduct this stage, the instrument used is a questionnaire containing a number of questions relating to the information previously described. The questionnaire is also used as a benchmark to ensure that the learning materials that have been designed are correct.

b. Linguistic Needs

Analysis of students' learning abilities and learning priorities was used to identify linguistic needs. The results of this analysis were used to determine the components of English materials in each basic competency and to select the most appropriate learning materials to create a syllabus of English materials in each basic competency.

1) Learning Ability

Table 4.1 The result of the 1st Question

Question	Can you introduce yourself by using English?					
Class	VIII-A	VIII-B	VIII-C	VIII-D	Total	Percentage (%)
YES	1	5	2	2	10	50%
NO	4	0	3	3	10	50%

Table 2 shows that there were 50% of students of the eighth grade of Islamic Boarding School can introduce themselves by using English, while 50% cannot. It means that out of the 20 students selected as subjects in this research, the number of students who can and cannot introduce themselves in English is equal. Therefore, the material is still presented to strengthen the students' skills.

Table 4.2 The result of the 2nd Question

Question	Can you write your daily activity by using English?					
Class	VIII-A	VIII-B	VIII-C	VIII-D	Total	Percentage (%)
YES	1	1	0	3	5	25%
NO	4	4	5	2	15	75%

Table 3 presented that 25% of the students answered YES and 75% answered NO to the question. From the percentage, it can be concluded that some students cannot write their daily activities in English. Therefore, learning materials designed based on activities related to students' daily life should be designed.

Table 4.3 The result of the 3rd Question

Question	Can you read an English short story fluently?					
Class	VIII-A	VIII-B	VIII-C	VIII-D	Total	Percentage (%)

YES	0	2	0	2	4	20%
NO	5	3	5	3	16	80%

Table 4 presented that 20% of the students answered YES and 80% answered NO to the question. It means that almost all students cannot read an English short story fluently. Because of that, instructional material that has been prepared presents several examples of short stories in order to be able to practice the students' ability to read.

2) Learning Priority

Table 4.4 The result of the 4th Question

Question	Do you like learning English subject?					
Class	VIII-A	VIII-B	VIII-C	VIII-D	Total	Percentage (%)
YES	5	5	3	4	17	85%
NO	0	0	2	1	3	15%

Table 5 shows that 85% of the students like to learn English subject and 15% do not like. This shows that most students like English lessons. Therefore, the learning materials consist of colorful illustrations and exercises designed to make students enjoy learning English.

Table 4.5 The result of the 5th Question

Question	In learning English subject, are you interested in reading the material?					
Class	VIII-A	VIII-B	VIII-C	VIII-D	Total	Percentage (%)
YES	5	3	2	2	12	60%
NO	0	2	3	3	8	40%

Table 6 adduces that 60% of the students answered YES and 40% answered NO to the questions. shows that some students have a desire to read the

materials. Therefore, the learning materials developed allow students to take part in various activities that encourage them to read.

Table 4.6 The result of the 6th Question

Question	In learning English subject, are you interested in listening to teacher in understanding the material?					
Class	VIII-A	VIII-B	VIII-C	VIII-D	Total	Percentage (%)
YES	5	5	3	4	17	85%
NO	0	0	2	1	3	15%

Table 7 adduces that 85% of the students answered YES and 15% answered to the question. This shows that almost all students are interested in listening to the teacher as they learn the material. However, the activities designed for the material focus on students actively participating in the learning process with the help and guidance of the teacher.

Table 4.7 The result of the 7th Question

Question	In learning English subject, are you interested in doing the tasks?					
Class	VIII-A	VIII-B	VIII-C	VIII-D	Total	Percentage (%)
YES	4	5	2	3	14	70%
NO	1	0	3	2	6	30%

Table 8 shows that 70% of the students chose YES and 30% chose NO. It informs that almost all students are interested in doing the task. The teaching materials that have been prepared contain various forms of exercise questions. Instructional material that has been compiled contains various forms of tasks.

Table 4.8 The result of the 8th Question

Question	Do you like material example with dialog?					
Class	VIII-A	VIII-B	VIII-C	VIII-D	Total	Percentage (%)
YES	5	5	3	3	16	80%
NO	0	0	2	2	4	20%

Table 9 shows that 80% of the students chose YES and 20% chose NO. It represents that almost all students of the eighth grade of Islamic Boarding school like material example with dialogue. Thus, giving examples in the form of dialogue arranged into instructional materials that were according to the topic and form of activities.

Table 4.9 The result of the 9th Question

Question	Do you like material example with text/description?					
Class	VIII-A	VIII-B	VIII-C	VIII-D	Total	Percentage (%)
YES	2	4	0	3	9	45%
NO	3	1	5	2	11	55%

Table 10 shows that 45% of the students chose YES and 55% chose NO. It represents that almost all students of the eighth grade of Islamic Boarding School like material example with text/description. Thus, giving examples in the form of text/description arranged into instructional materials that were according to the topic and form of activities.

Table 4.10 The result of the 10th Question

Question	Do you like material presentation with colorful picture?					
Class	VIII-A	VIII-B	VIII-C	VIII-D	Total	Percentage (%)
YES	4	5	2	2	14	65%
NO	1	0	3	3	7	35%

Table 11 shows that 65% of the students chose YES and 35% chose NO. It means that most of the students like material presentation with colorful picture. Therefore, instructional materials were compiled using a variety of colorful illustrated images, in order to be able to attract students' attention to the spirit of learning.

c. Learning Needs

1) Learning Problems

Table 4. 11 The result of the 11th Question

Question	I don't understand the teacher's explanation. Is it your problem in understanding the material content?					
Class	VIII-A	VIII-B	VIII-C	VIII-D	Total	Percentage (%)
YES	3	3	3	4	13	65%
NO	2	2	2	1	7	35%

This table shows that there were 65% of students do not understand the teacher's explanation while 35% answered yes. So they cannot understand the material well. Therefore, the material is taught mostly through questions that are given a brief explanation by the teacher.

Table 4.12 The result of the 12th Question

Question	I don't understand the explanation in the book. Is it your problem in understanding the material content?					
Class	VIII-A	VIII-B	VIII-C	VIII-D	Total	Percentage (%)
YES	5	3	4	3	15	75%
NO	0	2	1	2	5	25%

This table shows that there were 75% of students do not understand the meaning of the text in the book while 25% yes. It means that the material

containing some vocabulary has been translated into the students' native language, making it easier for students to understand.

Table 4.13 The result of the 13th Question

Question	I don't understand the meaning of the teacher's explanation. Is it your problem in understanding the material example?					
Class	VIII-A	VIII-B	VIII-C	VIII-D	Total	Percentage (%)
YES	4	3	2	1	10	50%
NO	1	2	3	4	10	50%

This table shows that there were 50% of students do not understand the meaning of the teacher's explanation while 50% YES. Thus there is a session for asking peers and teacher.

Table 4.14 The result of the 14th Question

Question	I don't understand the meaning of the text in the book. Is it your problem in understanding the material example?					
Class	VIII-A	VIII-B	VIII-C	VIII-D	Total	Percentage (%)
YES	4	3	3	3	13	65%
NO	1	2	2	2	7	35%

This table shows that there were 65% of students do not understand the meaning of the text in the book while 35% yes. It means that the material displayed dialog as one of the material that can be easily understood.

Students learning problem in each basic competency included material content and material example, they got problems if they did not understand the teacher's explanation and the meaning of the textbook. Because of the problem above, the researcher displayed in all the material with the clear instruction for teacher and students. In each part of the material, teacher

should give the clearest explanation about the material displayed in the textbook.

2) Learning Attitude

- Learning Preference

Table 4.15 The result of the 15th Question

Question	Do you prefer using a picture as the media in learning process?					
Class	VIII-A	VIII-B	VIII-C	VIII-D	Total	Percentage (%)
YES	5	5	5	3	18	90%
NO	0	0	0	2	2	10%

This table shows that there were 90% of students prefer using a picture as the media in learning process while 10% no. Therefore, the material is presented using pictures to fulfill the students' need.

Table 4.16 The result of the 16th Question

Question	Do you prefer asking for teacher in learning process if you are in difficulties?					
Class	VIII-A	VIII-B	VIII-C	VIII-D	Total	Percentage (%)
YES	3	4	3	3	13	65%
NO	2	1	2	2	7	35%

This table shows that there were 65% of students prefer asking for teacher in learning process while 35% no. It means that in every learning process of this material, the students can ask the teacher for helping.

Table 4.17 The result of the 17th Question

Question	Do you prefer asking for friend in learning process if you are in difficulties?					
Class	VIII-A	VIII-B	VIII-C	VIII-D	Total	Percentage (%)
YES	5	2	4	1	12	60%
NO	0	3	1	4	8	40%

This table shows that there were 67% of students prefer asking for friend in learning while 33% no. Therefore, in every learning process of this material, the students can ask their friends for helping.

Table 4.18 The result of the 18th Question

Question	Do you prefer reading material repeatedly in learning process if you are in difficulties?					
Class	VIII-A	VIII-B	VIII-C	VIII-D	Total	Percentage (%)
YES	4	5	3	3	15	75%
NO	1	0	2	2	5	25%

This table shows that there were 75% of students prefer reading material repeatedly in learning process while 25% no. It means that in presenting the material, students are asked to read the material repeatedly to strengthen their understanding.

- Learning Style

Table 4.19 The result of the 19th Question

Question	Do you prefer listening to the teacher's explanation in learning process?					
Class	VIII-A	VIII-B	VIII-C	VIII-D	Total	Percentage (%)
YES	5	5	5	4	19	95%

NO	0	0	0	1	1	5%
----	---	---	---	---	---	----

This table shows that there were 95% of students prefer listening to the teacher's explanation in learning process while 5% no. From these data, it can be concluded that the activities in the material were first explained by the teacher before students work on tasks or carry out learning activities.

Table 4. 20 The result of the 20th Question

Question	Do you prefer learning by game in learning process?					
Class	VIII-A	VIII-B	VIII-C	VIII-D	Total	Percentage (%)
YES	4	3	4	2	13	65%
NO	1	2	1	3	7	35%

This table shows that there were 65% of students prefer learning by game in learning process while 35% no. From these data it can be concluded that the activities in giving tasks to students used more games.

Table 4.21 The result of the 21st Question

Question	Do you prefer learning by media/tools in learning process?					
Class	VIII-A	VIII-B	VIII-C	VIII-D	Total	Percentage (%)
YES	3	1	4	2	10	50%
NO	2	4	1	3	10	50%

This table shows that there were 50% of students prefer learning by media/tools in learning process while 50% no. From these data it can be concluded that in order to convey the material, instructional materials are compiled using a variety of media, such as pictorial media, audio for listening to song, and playing the roles using dialogue that exists in material.

Table 4.22 The result of the 22nd Question

Question	Do you prefer working in a group in doing your tasks?					
Class	VIII-A	VIII-B	VIII-C	VIII-D	Total	Percentage (%)
YES	5	4	5	3	17	85%
NO	0	1	0	2	3	15%

Table 4.23 The result of the 23rd Question

Question	Do you prefer working in pair in doing your tasks?					
Class	VIII-A	VIII-B	VIII-C	VIII-D	Total	Percentage (%)
YES	4	4	4	4	16	80%
NO	1	1	1	1	6	20%

Table 4.24 The result of the 24th Question

Question	Do you prefer working alone in doing your tasks?					
Class	VIII-A	VIII-B	VIII-C	VIII-D	Total	Percentage (%)
YES	2	3	0	4	9	45%
NO	3	2	5	1	11	55%

Form the table 23 shows that 85% of students prefer working in a group in doing task, then the table 24 shows that 80% of students prefer working in a pair, while table the 25 shows that 45% of students prefer working alone. From these data it can be concluded that, learning activities specifically assigning tasks, give more tasks in groups, but there were also some tasks that were done in pairs and by own-self.

Detailed information on the students' linguistic needs can be seen in the following table:

Table 4.25 The overall needs inventory from linguistic needs

Linguistic needs	
The learning abilities	The learning priorities
<ul style="list-style-type: none"> - Students are be able to introduce themselves by using English - Students unable to write their daily activity by using English - Students unable to read an English short story fluently 	<ul style="list-style-type: none"> - The students like learning English subject - Reading the material - Listening to the teacher in understanding the material - Doing the task - Material example with dialogue - Material example with text/description - Material presentation with colorful picture

Based on the results of the need inventory, many students interested in English lessons such as reading, writing, listening and speaking, according to the results of the needs inventory. However, various factors, both internal and external, cause some of them to fail to understand the material well. Students are able to introduce themselves using English, but some are not. To enable each student to introduce themselves in the future, the researcher has provided materials for introducing themselves.

In addition to introducing themselves in English, which can improve speaking skills, the researcher also wanted to improve students' writing and reading skills. Therefore, the researcher has presented many writing and reading activities related to daily life designed in an interesting way so that students do not get bored. The researcher has also presented many tasks

related to writing and reading. In addition, the researcher also presents a lot of assignments for students, both individually, in pairs, and in groups so that students' abilities can be further improved.

Detailed information on the students' learning needs can be seen in the following table:

Table 4.26 The overall needs inventory from learning needs

Learning needs	
The learning problems	The learning attitudes
<ul style="list-style-type: none"> - Don't understand the teacher's explanation - Don't understand the explanation in the book - Don't understand the meaning of the teacher's explanation - Don't understand the meaning of the text in the book 	<p>Learning preferences:</p> <ul style="list-style-type: none"> - Using a picture as the media in learning process - Asking for teacher in learning process if students are in difficulties - Asking for friend in learning process if students are in difficulties - Reading material repeatedly in learning process if students are in difficulties <p>Learning styles:</p> <ul style="list-style-type: none"> - Listening to the teacher's explanation in learning process - Learning by game in learning process

	<ul style="list-style-type: none"> - Learning by media/tools in learning process - Working in group - Working in pair - Working alone
--	---

Students learning preference based on media was divided into three; using audio-based media, visual-based media, and audio-visual-based media in learning process. The visual-based media (image or parable) can be representational images (images, paintings, or photographs), diagrams (describing the relationships of concepts, organization, and structure of material content), maps (showing space relationships), graphs (tables, graphs, charts (charts) that present data / trend tendencies or between relationships of a set of images or numbers), audio-based media are media that contain messages in the form of auditive (only can be heard) that can stimulate thoughts, feelings, attention, and the ability of students to learn instructional materials, and audio-visual based media is combining the use of sound with a pictorial display commonly called video⁵². The results show that these three media are present in the material. Each part of the material displayed can be seen with full-color images, while audio-visual media can be seen in each example of material that features other students as speakers in each dialogue.

Students often have difficulty understanding lessons in the learning process. To overcome this problem, the students do three things: ask the teacher, ask friends, and re-read the information. The materials displayed at each step of the inquiry show the suitability of the three things above; the materials direct students to do individual activities, work in pairs, and group

⁵² Arsyad Azhar, "Media Pembelajaran, Jakarta: PT," *Raja Grafindo Persada* (2007): 15–85.

discussions. In individual activities, students can learn independently, while in pair activities and group discussions, students use all three activities to solve problems.

d. Description of Analyzing Basic Competence

For the purpose of analyzing basic competencies, the researcher created competency achievement metrics for each basic competency. This made it easier for the researcher to create materials that matched the metrics. The researcher first recognized the term "operational work" in the description of the basic competencies. After that, the researcher investigated the term.

There are 3 types of indicators that are created in analyzing a basic competency, here is the division. If the operational verb was in points 1, the researcher made the main indicator and enrichment indicator, if the operational verb was in points 2, 3, 4 or 5 the researcher made supporting indicators, main indicators, and enrichment indicators, and if the operational verb was in points 6 the researcher made supporting indicators and main indicators. The operational verb list can be seen in the following table :

UNIVERSITAS ISLAM NEGERI
ALAUDDIN
M A K A S S A R

Table 4.27 *Operational verb of cognitive domain)*

Remembering (C1)	Understanding (C2)	Applying (C3)	Analyzing (C4)	Evaluating (C5)	Creating (C6)
Quoting	Estimating	Assigning	Auditing	Comparing	Collecting
Mentioning	Explaining	Sorting	Organizing	Summarize	Abstracting
Explaining	Telling	Determining	Animating	Judging	Organizing
Drawing	Categorizing	Applying	Collecting	Directing	Animating
Numbers	Characterizing	Calculating	Solving	Predicting	Categorize
Identify	Detailing	Modifying	Affirming	Clarifying	Building
Register	Associating	Constructing	Analyzing	Assigning	Creating
Showing	Comparing	Preventing	Selecting	Interpreting	Correcting
Labeling	Counting	Describing	Detailing	Retaining	Planning
Indexing	Contrasting	Using	Nominating	Detailing	Blending
Pairing	Connecting	Assessing	Diagramming	Measuring	Dictating
Reading	Discussing	Training	Correlating	Summarizing	Shaping
Naming	Modeling	Digging	Testing	Proving	Improving
Tagging	Filing	Filing	Enlightening	Validating	Overcoming
Memorizing	Denying	Adapting	Sharing	Testing	Generalizing
Imitating	Expanding	Investigating	Summarizing	Supporting	Combining
Recording	Summarizing	Questioning	Exploring	Selecting	Designing
Repeating	Predicting	Conceptualizing	Maximizing	Projecting	Limiting
Reproducing	Explaining	Implementing	Ordering	Criticizing	Repairing
Reviewing	Digging	Producing	Linking	Directing	Making
Selecting	Transforming	Processing	Transferring	Deciding	Setting up
Tabulating	Retaining	Linking	Training	Separating	Producing
Coding	Deciphering	Linking	Editing	Weighing	Clarifying
Writing	Interpreting	Compiling	Finding		Summarizing
Stating	Predicting	Solving	Selecting		Reconstructing
Searching	Reporting	Performing	Correcting		Composing
	Distinguishing	Simulating	Detecting		Coding
		Tabulating	Examining		Combining
		Familiarizing	Measuring		Facilitating
		Classifying	Waking up		Constructing
		Customizing	Rationalizing		Formulating
		Operating	Diagnosing		Connecting
		Predicting	Focusing		Creating
			Blending		Displaying

M A K A S S A R

Table 4.28 *Operational verb of psychomotor domain*

Imitate (P1)	Manipulate (P2)	Precision (P3)	Articulate (P4)	Naturalize (P5)
Copy	Back to making	Showing	Building	Design
Follow	Building	Completing	Addressing	Specifying
Replicate	Perform	Perfecting	Merge- coordinates	Manage
Repeat	Implement	Calibrate		Create
Comply	Apply	Control	Integrate	
Enable	Correct	Divert	Adapt	
Customize	Demonstrate	Replace	Develop	
Incorporate	Design	Rotate	Formulate	
Organize	Train	Send	Modify	
Collect	Correct	Producing	master sketch	
Weighing	Manipulate	Mixing		
Shrinking	Repairs	Packaging		
Transform		Serving		

1) The Result of Analyzing Basic Competence

K.D 3.2 Apply the social functions, text, and language elements of oral and written transactional interactions involving the act of giving and requesting information related to the ability and willingness to perform an action, according to the context (Note the language elements can, will) (C3).

After analyzing Basic competency 3.2, it is in the point 3 and has supporting indicators, main indicators, and enrichment indicators. Each indicator consisted of 18 sub-indicators. In basic competency 3.2 have 3 indicators and 48 sub-indicators. The indicators of basic competency 3.2 available or can be seen in the appendices page.

K.D 4.2 Comply very short and simple oral and written transactional interaction texts involving the act of giving and requesting information related to the ability and willingness to perform an action, with attention to social functions, text structures, and correct and contextually appropriate language elements (P1).

After analyzing Basic competency 4.2, it is in the point 1 and has main indicator and enrichment indicator. Each indicator consisted of 12 sub-indicators. In basic competency 4.2 have 2 indicators and 24 sub-indicators. The indicators of basic competency 4.2. available or can be seen in the appendices page.

2) The Result of Product Design through Indicators

The researcher explained which part of the material represented the indicator. The display is described the in formula: basic competency/indicator/sub-indicator.

Basic Competency 3.2

- In orientation phase 1 displayed motivation about the material that will be learned (expression of stating the ability) which represent the K.D 3.2/ supporting (C1)/point 1,3,5, and 9.
- In formulating problem phase 1 displayed material about activity to guess the picture related to expression of ability (to state that we can do something) which represent the K.D 3.2/supporting (C2)/ point 1,5,9 and 11.
- In formulating hypothesis phase 1 displayed material about activity to make some sentences related to the concept of expressing ability based on the pictures which represent the K.D 3.2main/ point3,5,7 and 9.
- In collecting data phase 1 displayed material about activity to analyze the expressions of stating the abilities based on activities that students often do daily which represent the K.D 3.2/ enrichment/point 1,3,5,7 and 11.

- In testing hypothesis phase 1 displayed activity to make sentences about the expression of stating the ability which represent the K.D/4.2/main/point 3,7 and 11.
- In conclusion phase 1 displayed activity to discuss and conclude what the students have learned which represent K.D 4.2/ enrichment/ point 1,5 and 9.
- In orientation phase 2 displayed motivation about the material that will be learned (expression of asking the ability) which represent the K.D 3.2/ supporting (C1)/point 1,3,5, and 9.
- In formulating problem phase 2 displayed material about activity to understand the material about the ability (asking and stating what we can do) which represent the K.D 3.2/supporting (C2)/ point 1,5 and 11.
- In formulating hypothesis phase 2 displayed material about activity to make some sentences related to the concept of asking and stating about the ability. which represent the K.D 3.2main/ point1,5 and 9.
- In collecting information phase 2 displayed material about activity to analyze the expressions of asking and stating the abilities based on activities that students often do everyday. which represent the K.D 3.2/ enrichment/point 1,3,5,7 and 11.
- In testing hypothesis 2 displayed activity to make sentences about asking and stating the abilities which represent the K.D/4.2/main/point 3,7 and 11.
- In conclusion phase 2 displayed activity to discuss and conclude what the students have learned which represent K.D 4.2/ enrichment/ point 1,5 and 9.

- In orientation phase 3 displayed motivation about the material that will be learned (expression of stating the willingness) which represent the K.D 3.2/ supporting (C1)/point 2,6 and 10.
- In formulating problem phase 3 displayed material about activity to say a short transactional dialog with pictures about expressions of willingness which represent the K.D 3.2/supporting (C2)/ point 2,4,6,and 10.
- In formulating hypothesis phase 3 displayed material about activity to arrange the dialog related to the concept of expressing willingness based on a dialog which represent the K.D 3.2/main/ point 2,6,8 and 10.
- In collecting information phase 3 displayed material about activity to analyze expressions of the willingness based on dialogue which represent the K.D 3.2/ enrichment/point 2,6,10 and 12.
- In testing hypothesis 3 displayed activity to make sentences about stating the willingness which represent the K.D/4.2/main/point 4,8,10 and 12.
- In conclusion phase 3 displayed activity to discuss and conclude what the students have learned which represent K.D 4.2/ enrichment/ point 2,6, and 10.
- In orientation phase 4 displayed motivation about the material that will be learned (expression of asking and stating the willingness) which represent the K.D 3.2/ supporting (C1)/point 2,6 and 10.
- In formulating problem phase 4 displayed material about activity to understand the material about expressions of willingness which represent the K.D 3.2/supporting (C2)/ point 2,4,6,and 10.

- In formulating hypothesis phase 4 displayed material about activity to determine the differences related to the concept of asking and expressing willingness based on the dialog. which represent the K.D 3.2main/ point 2,6,8 and 10.
- In collecting information phase 4 displayed material about activity to arrange the random sentences about expression of willingness based which represent the K.D 3.2/ enrichment/point 2,6,10 and 12.
- In testing hypothesis 4 displayed activity to make sentences to ask and state the willingness which represent the K.D/4.2/main/point 4,8,10 and 12.
- In conclusion phase 4 displayed activity to discuss and conclude what the students have learned which represent K.D 4.2/ enrichment/ point 2,6, and 10.

2. The Result of Design Phase

After gathering information that explained above, the researcher started to design the blueprint of the material as a material framework which details several aspects which would be made in the form of intact material. The aspects that explained in the blueprint are:

1) The Blueprint Content

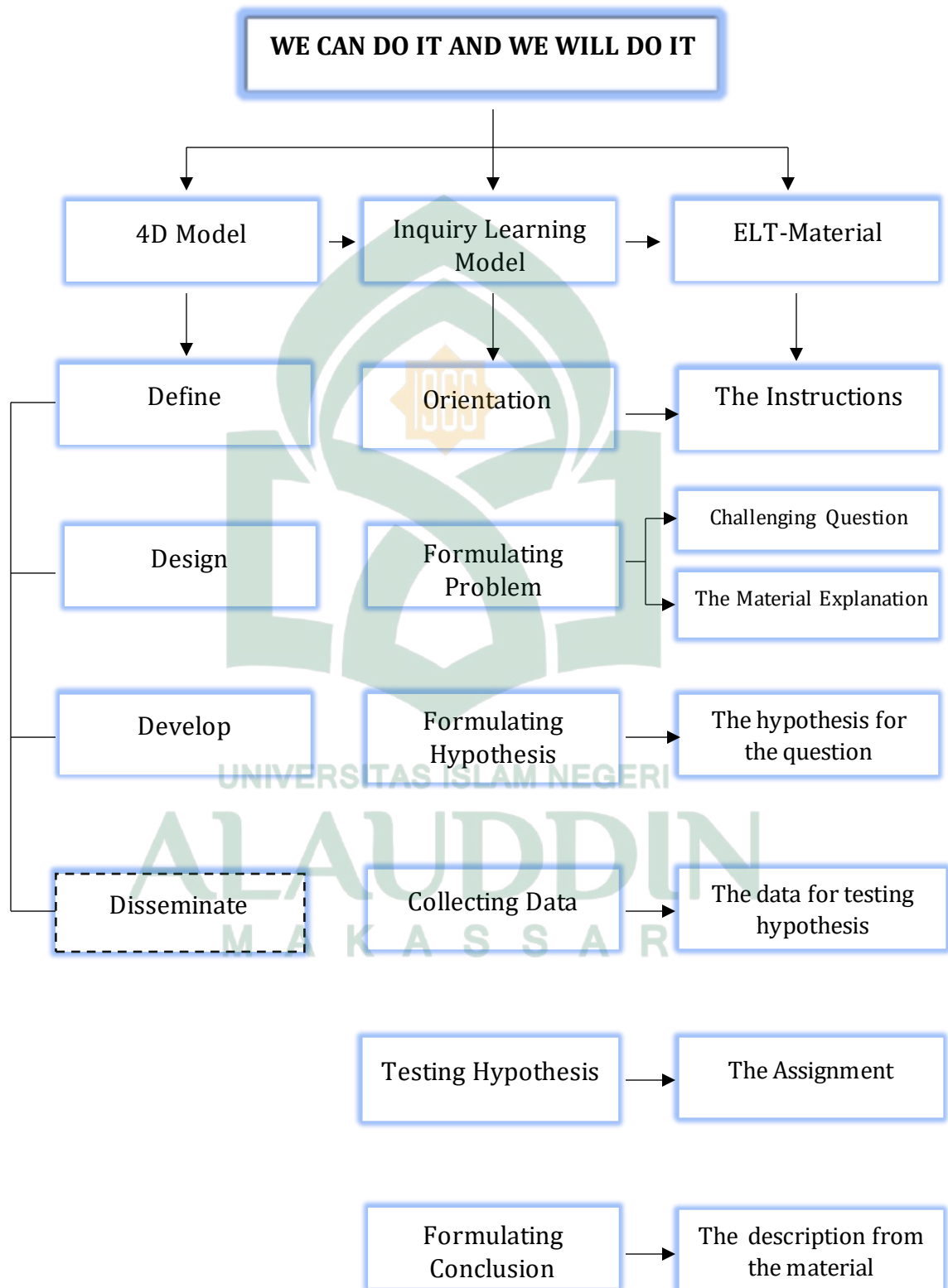


Figure 4.1 The blueprint of Inquiry Learning Model

Table 4. 29 The explanation of the blueprint

Inquiry Learning Model	ELT Material
Orientation 1	The motivation about material that will be learned (expression of stating the ability)
Formulating problem 1	Guessing the picture related to expression of the ability (to state that we can do something)
Formulating hypothesis 1	Making some sentences related to the concept of expressing the ability based on the pictures
Collecting data 1	Analyzing the expressions of stating the abilities based on activities that students often do daily
Testing hypothesis 1	Making sentences about the expression of stating the ability
Formulating conclusion 1	Discussing and concluding what the students have learned
Orientation 2	The motivation about the material that will be learned (expression of asking the ability)
Formulating Problem 2	Understanding the material about the ability (asking and stating what we can do)

Formulating hypothesis 2	Making some sentences related to the concept of asking and stating about the ability
Collecting data 2	Analyzing the expressions of asking and stating the abilities based on activities that students often do everyday
Testing hypothesis 2	Making some sentences about asking and stating the abilities
Formulating conclusion 2	Discussing and concluding what the students have learned
Orientation 3	The motivation about the material that will be learned (expression of stating the willingness)
Formulating problem 3	Reading the short transactional dialog with pictures about expressions of willingness
Formulating hypothesis 3	Arranging the dialog related to the concept of expressing willingness based on a dialog
Collecting data 3	Analyzing expressions of the willingness based on dialogue
Testing hypothesis 3	Making some sentences about stating the willingness
Formulating conclusion 3	Discussing and concluding what the students have learned

Orientation 4	The motivation about the material that will be learned (expression of stating the willingness)
Formulating problem 4	Understanding the material about expressions of willingness
Formulating hypothesis 4	Determining the differences related to the concept of asking and expressing willingness based on the dialog
Collecting data 4	Arranging the random sentences about expression of willingness
Testing hypothesis 4	Making sentences to ask and state the willingness
Formulating conclusion 4	Discussing and concluding what the students have learned

The table above is the explanation of the blueprint based on the inquiry phases applied in the teaching materials that will be developed.

2) The Result of Product Design through Inquiry Learning Model

After designing the blueprint, the materials' structure was developed by using inquiry learning model. The explanation of material representations on each step of the inquiry model which was a learning model used in arranging the materials' structure. Basic Competency 3.2 and 4.2

- Orientation (1)

This part is named as the orientation process because here is teacher chance to give an overview to the students about the material to be learnt related to state the ability and willingness. Students listen the teacher's

explanation about it and students should be ready understand what they will be learned before starting the lesson and what activities they want to do such as, work individually, work in pairs, and work in group in the learning process.

- Formulating Problem (1)

This part is named as the formulating problem because the teacher gives an explanation about how to state the ability. In this learning process, the teacher shows the pictures, asking the students what activities the subject does in the pictures. After the students answer the question, the teacher says and writes on the whiteboard what the students say in English, and then the teacher ask the students to repeat it correctly. Next, the teacher asks students what activities they can and cannot do.

- Formulating hypothesis (1)

This part is named as formulating hypothesis. Here, the teacher explains about the task. The task is about making simple sentences about expressions of stating the abilities based on pictures. At the time the teacher asks students to do the task individually. Teacher recommends students to find the English name of the picture. After students know the name of each picture, they can write simple sentences regarding expressions of ability according to the previous examples given by the teacher.

- Collecting information (1)

This part is named as collecting information. The teacher gives the piece of conversation between two students that giving and asking information about the expression of stating the ability. According to the piece of conversation previously, teacher explains that students have to do the task

to collect the information about what activities that can his or her friends do. Here, students will work in pairs. Both of them, giving and asking information of each activity they can and cannot do and handwrite it into a table like an example that the teacher has given. It means that the students have to know the English name of each activity done by the students by using a dictionary or asking the teacher for other help or if the students find a problem to finish their task.

- Testing hypothesis (1)

This part is named as testing hypothesis. It is an intermediate of the work in pairs above. The teacher explains that after the students complete the table with the names and activities that can and cannot be done, they have to create for each of these activities a thing into a sentence like the example that will give by the teacher. After finishing it, the teacher tells students to prepare themselves to report their work to the class orally sentence by sentence.

- Conclusion (1)

This part is named as conclusion. It is the last part in learning how to state that we can do something. After learning the step in knowing the expression of stating the ability by using pictures, giving and asking information until report their findings orally, teacher asks students to reflect on their learning by discussing in groups to make a journal about what they have learned and what activities they like most are.

- Orientation (2)

This part is named as the orientation process because here is teacher chance to give an overview to the students about the material to be learnt related to the expression of asking and stating the ability. Students listen

the teacher's explanation about it and students should be ready understand what they will be learned before starting the lesson and what activities they will do such as, work individually, work in pairs, and work in group in the learning process.

- Formulating Problem (2)

This part is named as formulating problem because teacher gives students material about how to state that we can do something. Here, the teacher explains how to ask if someone can or can't do something. The teacher reads and explains the material sentence by sentence and usually asks students whether they understand the material. After the teacher explained the material, the teacher will give several examples related to the previous explanation and asks several students to answer the questions given about asking and stating an ability in English. This activity directly helps students to use their focus do they can recognize the English name about the expression of asking for willingness by reading the text.

- Formulating hypothesis (2)

This part is named as formulating hypothesis. Here, the teacher asks the students to do the task individually after learning the expression of stating the ability above. The task is about making positive, negative and interrogative sentences about expressing the abilities. To know the English name of the word, students should open a dictionary or ask the teacher. This task can complete the text or story above about the expression of asking and stating abilities.

- Collecting information (2)

This part is named as collecting information because the teacher gives the student the task to make a dialogue with his or her friends. The students

do the task in pairs. When they do their work, they should gather information about what their friends can and cannot do. Students must ensure that the three sentence patterns, namely positive sentences, negative sentences and interrogative sentences must be present in the dialogue. This task will make students complete their knowledge in this material because they directly find out what activities and what cannot be done, either by themselves or by their friends.

- Testing hypothesis (2)

This part is named as testing hypothesis because after the students find out what activities that they can and cannot do, either themselves or their friends, next they have to report their dialogue to the class orally. This will help students to more easily remember the expression how to state that someone can do something in English.

- Conclusion (2)

This part is named as conclusion. It is the last part in learning how to state that we can do something. After learning the step in knowing the expression of asking and stating the ability by using dialog, giving and asking information until report their findings orally, teacher asks students to reflect on their learning by discussing in groups to make a journal about what they have learned and what activities they like most are.

- Orientation (3)

This part is named as the orientation process because here is teacher chance to give an overview to the students about the material to be learnt related to state the ability and willingness. Students listen the teacher's explanation about it and students should be ready understand what they will be learned before starting the lesson and what activities they want to

do such as, work individually, work in pairs, and work in group in the learning process.

- Formulating Problem (3)

This part is named as formulating problem because teacher gives students material about how to state that we will do something. Here, the teacher explains about the expression of stating the willingness. The teacher reads the dialogue sentence by sentence and usually asks students to repeat. After the teacher and students read the dialogue, the teacher asks several students to demonstrate the dialogue, and determine which words indicate that these words are words used when we want to express a willingness in English. This activity directly helps students to use their focus do they can recognize the English name about the expression of asking for willingness by reading the text.

- Formulating hypothesis (3)

This part is named as formulating hypothesis. Here, the teacher explains about the task. The task is about arranging random dialogs into sequences. At the time the teacher asks students to do the task individually. Teacher recommends students to use a dictionary to make it easier for students to find words in English. After students arrange the random dialogues, several students read the dialogues in pairs.

- Collecting information (3)

This part is named as collecting information. At the time teacher asks students to do the task individually. Here, the teacher will give a task to the students to make a list of things that they can do but will not do, and things that we can do and we will do. In this part, the students have to find out what activities are related to this assignment. It is more complete than the

task before because it is a combination of ability and willingness. Therefore, the students' ability in this task can improve than the task before this material.

- Testing hypothesis (3)

This part is named as testing hypothesis because after the students find out how to express an ability and willingness, next they have to report their task to the class orally. This will help students to more easily remember the expression how to state that someone can do something in English.

- Conclusion (3)

This part is named as conclusion. It is the last part in learning how to state that we will do something. After learning the step in knowing the expression of asking and stating the willingness by using dialog, giving and asking information until report their findings orally, teacher asks students to reflect on their learning by discussing in groups to make a journal about what they have learned and what activities they like most are.

- Orientation (4)

This part is named as the orientation process because here is teacher chance to give an overview to the students about the material to be learnt related to state the ability and willingness. Students listen the teacher's explanation about it and students should be ready understand what they will be learned before starting the lesson and what activities they want to do such as, work individually, work in pairs, and work in group in the learning process.

- Formulating Problem (4)

This part is named as formulating problem because teacher gives students material about how to state that we will do something. Here, the teacher

explains about the expressions of asking and expressing willingness in English. The teacher reads and explains the material carefully and usually asks students whether they understand the material. After explaining the material, the teacher will give several examples related to the previous explanation and ask several students to answer the questions given about asking and expressing a will in English. This activity directly helps students to use their focus so they can recognize the English name about the expression of asking and stating for willingness by reading the text.

- Formulating hypothesis (4)

This part is named as formulating hypothesis. Here, the teacher explains about the task. The task is about arrange random sentences into correct sentences about the expressions of asking and stating the willingness. At the time, the teacher asks students to do the task individually. Teacher recommends students to use a dictionary to make it easier for students to find words in English or ask questions to the teacher.

- Collecting information (4)

This part is named as collecting information. In this part, the students have to make a dialogue in pairs that use the expressions of asking and stating the willingness. Students have to make sure that the dialogue is more complete than the dialogue before. Therefore, the students' ability in this task can improve than the task before of this material.

- Testing hypothesis (4)

This part is named as testing hypothesis because after the students find out how to ask and state a willingness, then make a dialogue, next they have to report their dialogue to the class orally. This will help students to more

easily remember the expression how to state that someone will do something in English.

- Conclusion (4)

This part is named as conclusion. It is the last part in learning how to state that we will do something. After learning the steps in knowing the expressions of asking and stating the willingness by using dialogue, giving and asking for information to reporting their findings verbally, the teacher asks students to reflect on their learning by discussing in groups to make journals about what they have learned and what activities they like the most.



3) The Result of English Material Development

a. Conceptual Map

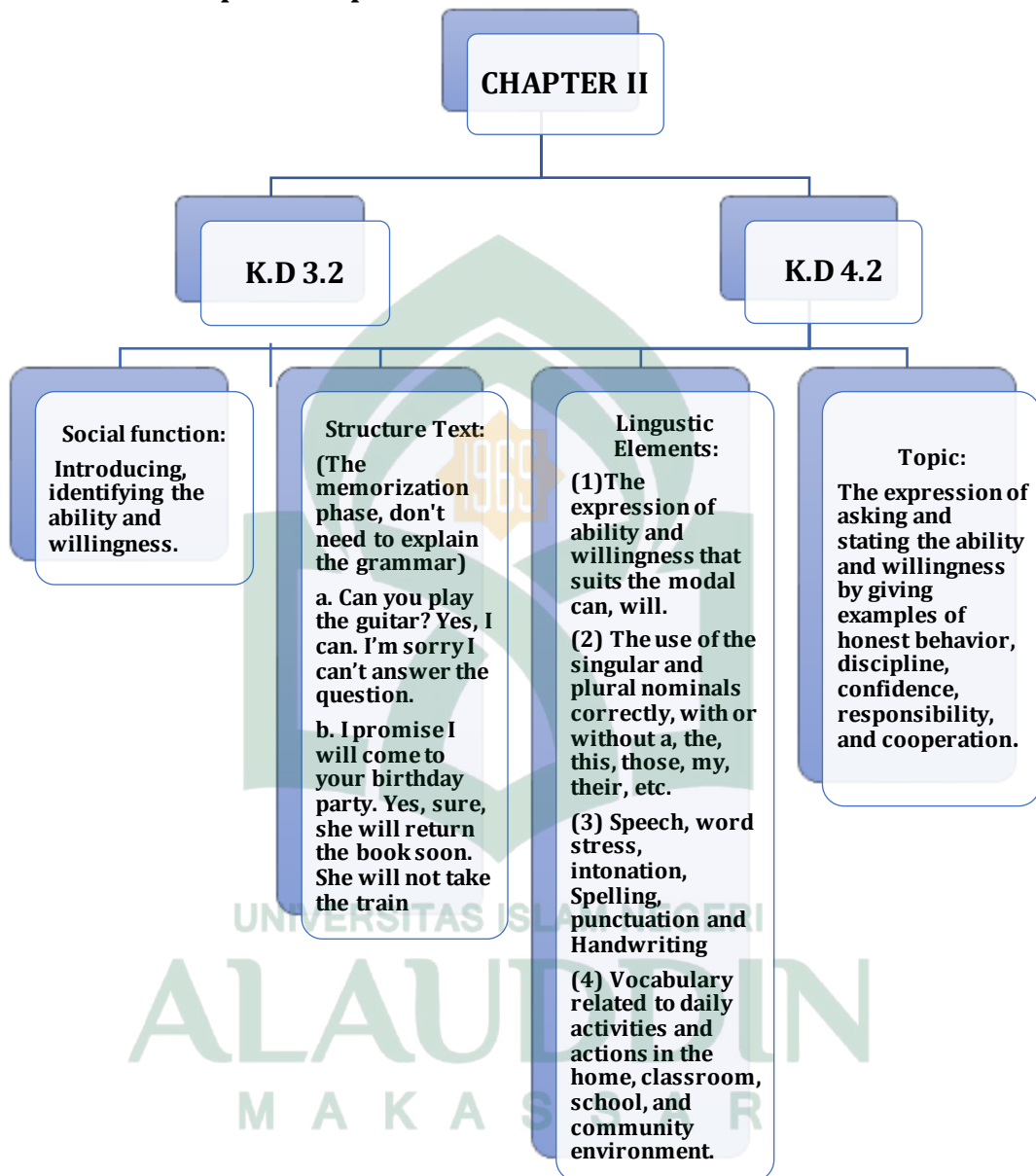


Figure 4. 2 A framework for English Material in chapter II based on syllabus.

Designing a conceptual framework of English competence based on the syllabus enables the implementation of the whole procedure of English competence. The conceptual framework includes important elements that underlie the content of the syllabus. The syllabus should contain three main

pedagogical methods to provide learning experiences tailored to students' needs and the analysis of basic competencies, i.e.:

1) Providing Language Skill

In this procedure, the method used allows the researcher to prepare students with integrated English materials, including linguistic elements, social functions, text structures, and topics organized as materials and worksheets. Furthermore, the topics to be studied are adjusted to the students' basic competencies and help them acquire knowledge and skills.

2) Providing Opportunities to Use Integrated Skills

In this phase, the researcher combined between student needs and basic competencies that must be fulfilled. Therefore, functional activities and interaction activities can be given. Functional activities equip students with the ability to function integrated skills in conversation, observation and arranging random sentence. On the other hand, the stimulus is intended to be used by researcher.

3) Reviewing Learning Outcomes

This procedure aims to assess students' achievement in English language competence by providing interactive themes in each chapter. At this stage, students will be given the opportunity to convey their language knowledge in a certain phase based on the materials. For Islamic Boarding School basic competencies 3.2 and 4.2, the English materials and worksheets were created convincingly using the organizational structure of the syllabus framework. These materials and worksheets display the results of the analysis of students' needs and basic competencies.

b. Stating Goals

This material is designed to help students understand the subject matter on social functions, text structures and linguistic elements. They should also be able to use English confidently after learning the English instructional materials.

c. Material Sequence

The materials developed by the researcher consist of the implementation of social functions, text structures, and linguistic elements of the four English skills. Speaking, writing, reading and listening are the four skills. The researcher used one type of learning approach for each skill. In speaking, the researcher aimed to improve students' speaking ability by practicing speaking with their friends and reporting students' results orally in class. In writing, the researcher used word organization to improve students' writing skills by arranging the provided words into correct sentences. In reading material, researcher used readings that consist of vocabulary and understanding to improve students' reading skills by understanding the reading and answering questions related to the reading, and researcher use text paragraphs to improve students' reading skills. While in speaking and listening skills, researcher used Q&A (question and answer style) between students, listening students' report findings in the class orally, and also through teacher explanations delivered orally.

d. The Organization of the Materials

1) Cover

The cover is the first page of the unit consisting of the unit title, material title, animated image, school name, and class name. The module title is "We Can Do It, and We Will Do It" created as supplementary material in the learning

process. The base color of the module is blue. The choice of blue as the base color is because blue is recognized as a distinctive color for junior high school levels in Indonesia. Additionally, blue was chosen to enhance the module's aesthetics. In addition, the inclusion of the Uin Alauddin Makassar logo with the aim of the university logo will provide the identity of the learning module as an official product of the university so that it is more credible and recognized as part of the institution-related education.

2) Page of Learning Objectives

In this page consist of essential learning objectives. Showing learning objectives in the module provides learners with clarity regarding the expected accomplishments by the end of the learning experience. Well defined objectives offer explicit direction on the desired knowledge, skills, attitudes, or outcomes to be attained through the learning process. This enables learners to concentrate their efforts and precisely understand what they need to accomplish.

3) The Main Part of The Book (The Activity)

The main part of this module includes several sub-headings, namely, determine orientations, formulating problems, formulating hypothesis, collecting data, testing hypothesis and formulating conclusions.

a) Orientations

The teacher explains to the class the targets of the tasks they are performing, the information they have already learned, and the material they will be learning soon. By actively listening, they gain a deeper understanding of the ideas, identify challenging passages, and understand how the ideas apply to their daily lives. Additionally, questions are made to clarify. A two-way conversation with the teacher enhances students' understanding and

engagement. Planning learning strategies and making connections to future knowledge is much easier when the aim of the material is known. The fundamental requirement for a productive learning environment and the highest level of academic achievement is students' active listening.

b) Formulating Problems

The teacher will explain what the students will do. The students will guess the picture that the teacher will show. Next, students have to guess what activities that they can and cannot do. Additionally, students can ask one another about what students can do or cannot do. This exercise enables students to become more self-assured and proficient communicators. Through this practice, Students learn how to cooperate in groups, handle various social circumstances, and express themselves creatively in conversation. Taking part in this exercise will help students' comprehension of everyday language and communication abilities in general.

c) Formulating Hypothesis

The students will complete the assignment by making correct sentences about the ability based on the previous pictures. Each picture is accompanied by an expression or statement that relates to it. They need to consider the circumstance in the picture and respond appropriately and carefully. Students' linguistic proficiency, critical thinking, and creativity in creating sentences all improve due to this practice. Students' general language abilities will advance due to active participation, and they will enjoy the enjoyable learning environment.

d) Collecting Data

The students will complete the assignment by responding correctly about the perspective that matches the provided image. Each image is accompanied

by an expression or statement that relates to it. They need to consider the circumstance in the picture and respond appropriately and carefully. Students' linguistic proficiency, critical thinking, and creativity in creating sentences all improve due to this practice. Students' general language abilities will advance due to active participation, and they will enjoy the enjoyable learning environment.

e) Testing Hypothesis

The students will explain what they have summarized from the previous discussion. They will explain in front of class about the information they got from the previous discussion regarding what activities that their partner can do. This activity aims to improve the understanding of viewpoints and factors influencing various responses. Additionally, students develop their social, empathy and communication skills by observing how his friends react. Then, they share their findings with the class and their presentation skills are put to the test as they present their findings. Through this activity, students can learn how to contribute to events, develop their conversational skills, and increase their knowledge about various points of view and social perspectives.

f) Formulating Conclusion

Students discuss with classmates the subject matter, their preferences, obstacles faced, and steps to improve learning achievement. These discussions strengthen understanding, motivate them to learn, overcome difficulties, and create social bonds in the classroom. Teachers facilitate discussions with guidance and provide positive feedback. The goal is to create an inclusive learning environment and support student's academic growth.

g) Page of List Vocabulary

This page includes a comprehensive list of vocabulary. It encompasses the vocabulary and the meaning. The vocabulary that the researcher wrote is related with the vocabulary in the learning tool and that aims to help students to find out the words that may be difficult to understand.

This page was developed based on a student needs analysis, where students expressed their agreement to include a Vocabulary List in the learning materials. The selected vocabulary primarily focuses on terms that are directly relevant to the content covered in the module. On this page, the researcher provides the meaning of each verb and illustrates how the verb changes are displayed to enhance students' understanding of the verb conjugation patterns. Additionally, adjectives are paired with corresponding nouns to facilitate students in finding their answers and expanding their vocabulary effectively.

h) Page of Summary

This page consists of a summary, which includes the definition, formulas, and examples of modal can and will.

This page was also developed based on the outcomes of the student needs analysis, where students agreed upon including a summary of the learning material. It consists of several components. Firstly, there is a definition and the modal formulas for "can" and "will." This section is a handy reference for students, providing the necessary formulas to construct sentences using these modal verbs. It enables them to have a clear structure to follow while forming "can" and "will" sentences. Lastly, there are examples of sentences utilizing the modal verbs "can" and "will." This component offers concrete examples demonstrating how to apply the modal formulas in sentences. It provides

students with practical illustrations of using these modal verbs effectively in various contexts.

i) Page of Module Developers

At the end of the module, there are unit names and topics along with the names involved in the development of this module, including respect for the supervisors and validators and the name of the module author as a differentiator from other author modules.

e. English Material Before and After Development

In this section, the researcher shows how the English module was visually presented both before and after development. The primary goal is to highlight the differences between the module and the typical reality textbook, focusing on chapter II's development.




Figure 4.3 before development Figure 4.4 after development

There are differences between the current and enhanced modules, especially on the unit cover page. The current textbook features a child's picture playing guitar on the cover, followed by a blackboard background.




Figure 4.5 after development

After it was developed, there were additional inquiry learning steps, such as orientation. The "Orientation" stage also serves as a foundation for understanding the context and relevance of the learning material. Learners will be introduced to the big picture of the topic to be learned and how the topic relates to everyday life or a larger context.



Figure 4.6 before development

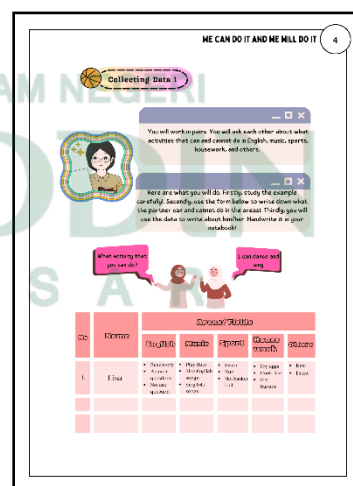


Figure 4.7 after development




Figure 4.8 before development Figure 4.9 before development

Several sections of the textbook were examined as examples before and after development. The student activities underwent expansion through various formats, including pictures and dialogues.




Figure 4.10 after development

In current textbooks, there is no provision for a summary page. However, the newly designed module incorporates a summary page, which serves as a handy reference for learners to grasp the primary content and get an overview of what to anticipate in the module.

WE CAN DO IT AND WE WILL DO IT 26

DICTIONARY

Ability	Kemampuan	Explain	Menjelaskan
Arrange	Mengetur	Expression	Ekspresi
Answer	Menjawab	Friend	Teman
Ask	Bertanya	Find	Menemukan
Because	Karena	Group	Kelompok
Can	Bisa	Handwrite	Membuat tulisan
Carefully	Sangat hati-hati	Listen	Mendengarkan
Correct	Benar	Loudly	Suara keras
Compare	Membandingkan	Material	Bahan
Conversation	Percakapan	Notebook	Buku catatan
Determine	Menentukan	Pair	Berpasangan
Demonstrate	Memperagakan	Picture	Gambar
Dictionary	Kamus	Role play	Bermain peran
Discuss	Diskusi	Report	Melaporkan
Example	Contoh	Question	Pertanyaan

Figure 4. 11 after development

Furthermore, the current textbooks need pages dedicated to vocabulary lists. In contrast, the developed module version includes a comprehensive vocabulary list, which serves as a repository of foreign language terms for students to reference and study.

f. The Result of Expert's Validation Toward the Materials' Contents

Before implementing the developed instructional materials in the classroom, it is essential that the instructional materials be reviewed by the experts. The review was carried out to make sure that the instructional materials have been well developed and ready to use according to the experts' statement, and the experts' statement from:

1) Validators' suggestions on the developed textbook

Following the development of the materials, the researcher submitted the newly created teaching module to consultants and validators, who provided valuable feedback for further enhancement of the textbook. Additionally, the researcher performed a self evaluation, leading to modifications in various textbook components.

Table 4. 30 Validators' suggestions on the developed textbook

No.	Reviewers	Suggestions
1	Consultants	Pay attention to grammatical errors
2.	Validator 1	<p>Overall the materials are good, but there are several methods and designs that need to be changed:</p> <ul style="list-style-type: none"> • Page iii (Font needs to be replaced). • In orientation 2&3, namely on pages 7 and 13, correct typos (repetition of the article). • Add “arranging” activity in orientation 3 on page 13. • At the stage of formulating conclusions, journal reflections carried out by students are carried out individually, not in groups. • On page 8, in the material explanation section, the font size is increased. • All font types are the same. • Understanding positive sentences on page 8 (the word don't, change to which). Next, the word Can't be changed to can't.

		<ul style="list-style-type: none"> • On page 14, the conversation image is too colorful, the font has also been changed. In the second image, the sentence will be placed at the beginning of the sentence after the subject. The character layout in the conversation has been changed. The respondent is on the right, and the questioner is on the left. • On page 17, the color green is changed. Then student assignments are carried out individually. • On page 20, the font and color are changed.
3.	Validator 2	<ul style="list-style-type: none"> • Pay attention to grammatical usage and typos. • In teaching materials, the role or character of the teacher needs to be added to suit the needs of the analysis.

2) General Content Expert Validation

The result of the English materials and worksheets review of expert:

Table 4. 31 The result of Experts' Validation

Statement	Score from Validator 1	Score from Validator 2	Mean Score Scale	Description
1. Cover design				
1.1 The cover is attractive to the learners	3	4	3,5	Valid
2. Layout				
2.1 The layout is clear for learners	3	3	3	Valid
2.2 The layout is attractive to the learners	3	3	3	Valid
3. Instructional objectives				
3.1 The instructional objectives are clear	3	4	3,5	Valid
3.2 The instructional objectives are understandable	3	4	3,5	Valid
3.3 The instructional objectives ordered appropriately	3	4	3,5	Valid
3.4 The instructional objectives reflect to the topic	3	4	3,5	Valid
4. Organization of material				
4.1 The materials are organized attractively	4	3	3,5	Valid
4.2 The organization of material in the form of units is appropriate	3	4	3,5	Valid

4.3 The materials are organized in logically ordered tasks	3	4	3,5	Valid
4.4 The themes and topics are relevant to the learning material in each basic competency.	3	3	3	Valid
4.5 They are arranged in a logical sequence on the basis of topic or theme following the indicators	3	3	3	Valid
4.6 The material cover a variety of topics and situation following the indicators	4	4	4	Very Valid
4.7 The material have already represented the indicators	4	4	4	Very Valid
4.8 The materials are organized in logically ordered tasks following the blueprint	4	4	4	Very Valid
4.9 The material are appropriate with the structure of inquiry learning model	3	4	3,5	Valid
4.10 The material consist of the subject matters	4	3	3,5	Valid
4.11 The material compiled based on the inquiry learning model and can increase the students' motivation.	3	3	3	Valid
5. Systematic Content of English				
5.1 The integrated skills are appropriate to the student level and needs.	4	4	4	Very Valid
5.2 There are three subject matters (social function, structure text, and linguistics element) in each basic competency.	4	4	4	Very Valid
5.3 The structure of arranging the materials following the inquiry learning model	4	4	4	Very Valid
6. Activities/ Exercises/ Tasks				

6.1 The activities, exercises and tasks are interesting.	3	3	3	Valid
6.2 The activities, exercises and tasks are aimed in developing student comprehension.	3	4	3,5	Valid
6.3 They provide for a real world use of language in daily lives.	4	4	4	Valid
6.4 The situations of the activities, exercises and tasks in each subject matter are appropriate to the learner's level and need.	3	4	3,5	Valid
6.5 The activities, exercises and tasks provide for varying learning arrangement like pairs and working in group.	3	4	3,5	Valid
6.6 The activities, exercises and tasks focus on student's comprehension for each indicator.	3	4	3,5	Valid
6.7 The instruction for the activities, exercises and tasks are simple and clear.	3	3	3	Valid
6.8 The activities, exercises and tasks allow for the teacher's initiative to modify the activities.	4	3	3,5	Valid
6.9 The activities, exercises and tasks' instruction are clear and structured	3	4	3,5	Valid
Total : 3,5 = Valid				

Source: Adapted from Ghobrani (2011: 517-518) and Wodyatmoko (2011) cited Sukirman (2013).

The results of the evaluation were quoted from the observation sheets that have been given to the experts. The observation sheet consisted at several items such as cover, layout, instructional objective, organization of materials, the systematic content of the materials, and activities/tasks/exercise are already checked with a good mark.

According to the evaluation findings, the module obtained an average validity score 3,5 for the learning material. These results show high validity and agreement with the specified learning objectives and criteria. According to the validators, the module supports the development of fundamental English language abilities and offers learners an interactive and interesting learning environment.

In conclusion, after conducting a thorough analysis, this module proved to be original and in accordance with the standards and learning objectives of Abnaul Amir Islamic Boarding School Gowa. This was achieved through a rigorous evaluation process. The program meets high standards and is appropriate for the intended educational context, as it involves professional validators who have strong academic and pedagogical backgrounds. The presence of validators from both fields ensures that the modules not only cover accurate material, but are also effectively structured for learning needs.

By involving validators who are experts in academia and education, this module has the potential to have a positive impact. It is expected that through the use of this module, the students at MTs Islamic Boarding School Abnaul Amir Gowa will experience increased academic growth and linguistic ability. The module is able to provide students with the right tools to develop their understanding in the context of the ability and willingness as well as help them communicate more fluently and effectively in both oral and written language. Thus, this module has the potential to be an important contributor in the development of education in Abnaul Amir Islamic Boarding School Gowa.

The researcher is confident that this study is ready for the next step: disseminate. The researcher clearly outlined the process of creating and validating materials, ensuring they are well-documented for other

researchers. The hope is that future researchers will build upon this work, gaining valuable insights into these materials' effectiveness and potential enhancements. A clearer picture of their functionality and impact will emerge by applying them in real classrooms. The researcher believes this will benefit eighth-grade students at MTs Islamic Boarding School Abnaul Amir Gowa.

g. The Strength of the Material

After designed the English instructional materials, there are several advantages that complement the previous materials. The advantage of these materials compared to the previous materials is that they are designed using the Inquiry learning model, which allows teachers to conduct learning systematically according to the phases of the Inquiry learning model. In addition, the design of the materials also allows teachers to conduct learning systematically. In addition, the materials are made as interesting as possible. The researcher used interesting images from the students' environment to design learning materials in Basic Competencies 3.2 and 4.2. Students can easily understand and remember the material they have learned by using the cartoon and real pictures presented. The use of both allows students to imagine and create image characters in their boxes so that students can easily understand and remember each material they have learned.

B. Research Discussion

This section presents the discussion based on the findings of the study. The primary focus of this study was on developing inquiry learning model-based ELT materials for the eighth grade students of MTS Islamic Boarding School Abnaul Amir Gowa. The researcher then developed her three survey questions regarding the development. The following is an additional interpretation and discussion provided by the researcher:

1. The needs of the eighth grade students in Islamic Boarding School Abnaul Amir Gowa based on inquiry learning model based ELT materials of “The ability and willingness” unit

To analyze students' needs, a questionnaire was developed. The creation process began by selecting the components to be included in the questionnaire and ended by formulating six sections. The initial section is the cover, which consists of one question. The second section included two questions regarding the layout of the developed module. The third section consists of five questions designed to determine the instructional objectives of the module. The fourth section consists of eleven questions designed to understand the structured learning objectives. The fifth section consists of three questions regarding the Systematic Content of English. Simultaneously, the sixth section consisted of nine questions regarding Activities/ Exercises/ Tasks in the developed learning module.

The purpose of the questionnaire's questions was to gain insights into the systematic learning requirements of the students in order to tailor materials that suit their needs. Additionally, the questionnaire was not directly administered to the students but was reviewed and advised by experts. These experts revised specific answer options for each question, resulting in the final version of the questionnaire, which was then distributed among the students. Consequently, the experts deemed the survey's outcomes valid and valuable, as they were pertinent and applicable to the students.

This study found that using the Inquiry Learning Model at the Islamic boarding school Abnaul Amir Gowa led to significant improvements in students' academic performance and learning of the English language,

especially when dealing with brief functional texts. Inquiry learning in science helps students acquire better perceptual skills as it allows them to use their cognitive and physical abilities to understand natural phenomena and the world around them. This kind of learning should show students the nature of scientific study and the way learning is realized. Renowned educators, such as Wynne Harlen (2004), have acknowledged the model's capacity to inspire students to participate and cooperate in problem-solving actively.

Kusmaryono Heru and Setiawati Rokhis (2013) stating that in the inquiry learning model, teachers act as facilitators and help students discover problems and questions by guiding them through the inquiry learning process. The inquiry approach sees students as active thinkers who seek, examine and process information from their environment for a variety of purposes that best suit their mental nature.

Experts recommend incorporating various learning methodologies, including the Inquiry Learning Model, group project-based, and game-based learning, to encourage student motivation and deeper understanding. By creating a welcoming learning environment that actively promotes student participation and aligns with students' interests, the educational experience is substantially enriched.

In conclusion, utilizing the Inquiry Learning Model at the Islamic boarding school Abnaul Amir Gowa can elevate the overall quality of instruction and student's academic performance in English. This approach prioritizes student-centered education and involvement in learning, helping students overcome obstacles and develop a thorough comprehension of the language. Integrating multiple learning modalities

significantly creates a more engaging and effective educational environment.

2. The prototype of inquiry learning model-based ELT materials of “The ability and Willingness” unit

The second aspect to be discussed is about the prototype of the inquiry learning model. The findings of this study offer convincing evidence for the application of the inquiry learning model in Islamic Boarding School Abnaul Amir Gowa, which is supported by leading scholars such as Brown et al. (2019).

Orientation stage, At this stage, the teacher takes action to create a good learning atmosphere so that students' desire to learn increases (A. R Sani and M. Z Syihab 2010). Formulating problems involves students in problems that contain puzzles.

Hypotheses must be tested as a temporary solution to the problem under study (Nurcholish Arifin Handoyono and Zainal Arifin) One way that teachers can improve students' guessing (hypothesizing) ability is by asking various questions. These questions can encourage students to hypothesize about potential answers or make predictions about potential answers to the problems they are studying.

A very important mental process in inquiry learning and an important part of intellectual development is part of the data collection phase (Rendy Triandy, 2017). Collecting data is the process of collecting data needed to test the hypothesis proposed.

The researcher using inquiry model because the steps of this model can fulfill the overall students' needs and also develop students' interest with the material so that students can learn well. In this study, the researcher

developed instructional modules in accordance with the phases of the inquiry learning model, especially in the formulating problem phase. In the developed instructional module, in the formulating problem phase, the researcher added some challenging quiz and material explanation. Challenging quiz included in the module is a simple question or quiz related to the material studied by students. While the material explanation contains simple explanations so that students can more easily understand the material learned during the learning process.

In conclusion, inquiry learning model focuses on students actively participating in the process of finding problems and trying to solve problems through direct observation. The aim of this model is to increase students' understanding of the problem through their own experience (John Dewey's in Lloyd H Barrow' research). This kind of instruction is oriented on the requirements and preferences of the students, resulting in a process of learning that is interesting, worthwhile, and efficient. Students gain critical thinking skills, creativity, teamwork, and better knowledge. As a result, it is supporting overall development and academic advancement. The thorough and data-driven study emphasizes how crucial it is to consider student preferences when creating successful learning experiences.

3. The result of product validation to improve students' motivation in eighth grade at Islamic Boarding School Abnaul Amir Gowa

The third aspect that will be discussed is the validity rate of English material. After designing the module about oral and written communication based on students' needs using inquiry model, the researcher conducted the next stage, namely validating to the experts to

ensure whether this module is in accordance with the needs of students who use the inquiry method or not.

There are several aspects that will be assessed by the validator. These aspects are based on the validation checklist used by the researcher in assessing the instructional validity of the module that have been developed. These aspects include cover design, layout, Instructional objectives, Organization of material, Systematic Content of English and Activities/ Exercises/ Tasks.

In this research, the researcher developed instructional modules by paying attention to these aspects, especially on Systematic Content of English. There are three things that are assessed in this aspect, namely the integrated skills are appropriate to the student level and needs, There subject matters (social function, text structure, and linguistics elements) in each basic competency and The structure of arranging the materials following the inquiry learning model.

Based on the discussion in the first point, which discusses the needs of students, the researcher added several activities that would improve students' skills, including reading, writing, listening and speaking skills. In accordance with the systematic content of English aspect, namely the integrated skills are appropriate to the student level and needs, the researcher develop module by adjusting student learning needs with these validity aspects so that the material in the module is easier for students to understand.

Validation was carried out to by two experts. Both experts approved the results obtained based on the research. Experts argue that overall this module is in accordance with the needs of students and several other

determining factors so that in other words, this module is valid and can be implemented as a viable alternative learning resource for students while increasing student learning motivation.



CHAPTER V

CONCLUSIONS AND RECOMMENDATIONS

A. Conclusion

The following conclusions can be taken from the study systematics based on the research questions that have been formulated.

1. To create materials modified from the syllabus of earlier research that also produced ELT materials based on the inquiry learning model, the researcher created a syllabus design during the design stage. The syllabus design includes the unit title, fundamental skills, indicators, language focus, input, and variety of activities. At this point, the researcher added inquiry learning to the curriculum and included some exercises in the assignment. The decision to use the inquiry learning model was made after considering the significance of the subject and the module's overall balance. The researcher identified each part of the syllabus design before arranging the pieces into the module.
2. The researcher carefully considered the materials used during the development process, including selection, elimination, and choosing the most appropriate ones. Additionally, they decided on the module's aesthetic features, including the colors, design, font styles, and other details.
3. The data analysis results were submitted to the supervisor for assessment during the analysis stage before progressing to the next phase. In the design stage, the syllabus design results were presented for validation by validators. Finally, after a systematic development and revision process,

the English textbook integrated with Islamic values attained a level of feasibility approved by the validators.

B. Recommendation

The findings of this study provide various recommendations, the first of which is to conduct further research, namely at the disseminate stage of the 4D model. Further research can be conducted to find out how the use of instructional module based on inquiry learning models can affect student activeness in the learning process.

Second, further research is expected to be adapted to the developing technology so that students are not outdated and apply this module not only in one school but in all junior high schools.



BIBLIOGRAPHIES

- Amali, L. N., N. T. Kadir, and M. Latief. "Development of E-Learning Content with H5P and ISpring Features." *Journal of Physics: Conference Series* 1387, no. 1 (2019).
- Amalia, Mila. "Meningkatkan Aktivitas Dan Hasil Belajar Siswa Dengan Model Inquiry Based Learning Tipe Make a Match Dalam Mata Pelajaran Pendidikan Kewarganegaraan." FKIP UNPAS, 2016.
- Amri, Sofan, and Iif Khoiru Ahmadi. "Proses Pembelajaran Kreatif Dan Inovatif Dalam Kelas." *Jakarta: Prestasi Pustaka* (2010).
- Ananingsih, Yuni. "EFEKTIVITAS INQUIRY BASED LEARNING (IBL) PADAPEMBELAJARAN REAKSI OKSIDASI-REDUKSIUNTUK PESERTA DIDIK KELAS XSMA KOLOMBO YOGYAKARTA," 2012.
- Ausubel, David Paul. *The Acquisition and Retention of Knowledge: A Cognitive View*. Springer Science & Business Media, 2012.
- Azhar, Arsyad. "Media Pembelajaran, Jakarta: PT." *Raja Grafindo Persada* (2007): 15-85.
- Barrow, Lloyd H. "A Brief History of Inquiry: From Dewey to Standards." *Journal of Science Teacher Education* 17, no. 3 (2006): 265-278.
- Borg Walter, R, Meredith D Gall, and Joyce P Gall. "Educational Research: An Introduction." New York: Longman Inc, 1983.
- Bryman, Alan. "Quantitative and Qualitative Research: Further Reflections on Their Integration." In *Mixing Methods: Qualitative and Quantitative Research*, 57-78. Routledge, 2017.
- Cooper, Susan, and J Wesley Null. "New'ideas in Old Contexts: Warren Colburn and Mathematics Curriculum and Teaching." *American Educational History Journal* 38, no. 1/2 (2011): 145.
- Danim, Sudarwan. "Menjadi Peneliti Kualitatif: Rancangan Metodologi." *Presentasi dan Publikasi Hasil Penelitian untuk Mahasiswa dan Peneliti Pemula Bidang Ilmu-ilmu Sosial, Pendidikan dan Humaniora, Penerbit Pustaka Setia, Bandung* (2002).
- Degeng, I Nyoman Sudana, and Nyoman Sudana. "Teori Pembelajaran 2: Terapan." *Malang: Program Magister Manajemen Pendidikan Universitas Terbuka* (2006).
- Dewey, John, and Jo Ann Boydston. "Logic: The Theory of Inquiry, the Later Works, 1925-1953." Carbondale, IL: Southern Illinois University Press, 1938.

- Dick, Walter, Lou Carey, and James O Carey. "The Systematic Design of Instruction" (2005).
- Gall, Meredith Damien, Walter R Borg, and Joyce P Gall. *Educational Research: An Introduction*. Longman Publishing, 1996.
- Gerlach, Vernon S, and Donald P Ely. "Teaching and Media. Englewood C Liffs." 1971 (1971).
- Gray, Wayne D, and Marilyn C Salzman. "Damaged Merchandise? A Review of Experiments That Compare Usability Evaluation Methods." *Human-computer interaction* 13, no. 3 (1998): 203-261.
- Gulo, Widodo. *Strategi Belajar Mengajar (Cover Baru)*. Grasindo, 2008.
- Hamalik, Oemar. "Proses Belajar Mengajar" (2006).
- Handoyono, Nurcholish Arifin, and Zainal Arifin. "Pengaruh Inquiry Learning Dan Problem-Based Learning Terhadap Hasil Belajar PKKR Ditinjau Dari Motivasi Belajar." *Jurnal Pendidikan Vokasi* 6, no. 1 (2016): 31-42.
- Harlen, Wynne. "Evaluating Inquiry-Based Science Developments." In *A Paper Commissioned by the National Research Council in Preparation for a Meeting on the Status of Evaluation of Inquiry-Based Science Education*. Vol. 11, 2004.
- Harmer, Jeremy. "How to Teach English." *ELT journal* 62, no. 3 (2008): 313-316.
- Heru, Kusmaryono, and Setiawati Rokhis. "Penerapan Inquiry Based Learning Untuk Mengetahui Respon Belajar Siswa Pada Materi Konsep Dan Pengelolaan Koperasi." *Jurnal Pendidikan Ekonomi Dinamika Pendidikan* 8, no. 2 (2013): 133-145. <https://journal.unnes.ac.id/nju/index.php/DP/article/viewFile/3369/3278>.
- Hutchinson, Tom, and Alan Waters. *English for Specific Purposes*. Cambridge university press, 1987.
- Ifani, Putri Nurul. *DEVELOPING INQUIRY LEARNING MODEL-BASED ENGLISH INSTRUCTIONAL MATERIALS FOR THE SEVENTH GRADE OF*, 2019.
- Iru, La, and La Ode Safiun Arihi. "Analisis Penerapan Pendekatan, Metode, Strategi, Dan Model-Model Pembelajaran." *Yogyakarta: Multi Presindo* (2012).
- Joyce, Bruce, Emily Calhoun, and David Hopkins. *Models of Learning, Tools for Teaching*. McGraw-Hill Education (UK), 2008.
- Jusnita, Naniek, and Anwar Ismail. "Implementasi Kurikulum 2013 Dalam Pembelajaran Bahasa Inggris Di Smp Kota Ternate." *Edukasi* 16, no. 1

(2018): 1–10.

Miles, Matthew B, A Michael Huberman, and Johnny Saldana. *Qualitative Data Analysis*. SAGE, 2014.

Muflikah, Dra Binti, M Hum, Drs Edi Prayitno, M Pd, Sudjit Mujirno, and S Ip. *LAPORAN PENELITIAN DOSEN PEMULA PENGEMBANGAN BAHAN AJAR BAHASA INGGRIS SMA (SEKOLAH MENENGAH ATAS) BERVISI SETS MARET 2013 Kode /Nama Rumpun Ilmu : 742/Pendidikan Bahasa Inggris*, n.d.

Mulyasa, Enco. "Penelitian Tindakan Kelas." *Bandung: PT Remaja Rosdakarya* (2010).

Prastowo, Andi. "Pengembangan Bahan Ajar Tematik." Yogyakarta: Diva Press, 2013.

Prof., Dr sugiyono. "Prof. Dr. Sugiyono, Metode Penelitian Kuantitatif Kualitatif Dan R&d. Intro (PDFDrive).Pdf." *Bandung Alf*, 2011.

Salim, Agus. "Teori Dan Paradigma Penelitian Sosial: Buku Sumber Untuk Penelitian Kualitatif Edisi Kedua." *Yogyakarta: Tiara Wacana* (2006).

Sani, A. R, and M. Z Syihab. "PEMBELAJARAN KOOPERATIF DAN BERPUSAT PADA SISWA UNTUK MENINGKATKAN HASIL BELAJAR FISIKA Matahari." *Jurnal Penelitian Inovasi Pembelajaran Fisika*, no. 0620 (2010).

Siemens, George. "Connectivism: Learning as Network-Creation." *ASTD Learning News* 10, no. 1 (2005): 1–28.

Steffens, Karl. "Competences, Learning Theories and MOOC s: Recent Developments in Lifelong Learning." *European Journal of Education* 50, no. 1 (2015): 41–59.

Sunardi & Sujadi, I. "Sumber Belajar Calon Peserta Program PLPG, Kompetensi Pedagogik." *Kementerian Pendidikan Dan Kebudayaan Direktorat Jenderal Guru Dan Tenaga Kependidikan* (2017).

Syafitri, Winda, and afifah Hasbi Nasution. *DEVELOPING READING I MATERIALS BY INTEGRATING READING AND PEDAGOGICAL SKILLS FOR ENGLISH LANGUAGE EDUCATION STUDENTS OF UNIVERSITY OF POTENSI UTAMA*. 34. *MELT Journal*. Vol. 3, 2018.

Taylor, Steven J, Robert Bogdan, and Marjorie DeVault. *Introduction to Qualitative Research Methods: A Guidebook and Resource*. John Wiley & Sons, 2015.

Thiagarajan, Sivasailam. "Instructional Development for Training Teachers of Exceptional Children: A Sourcebook." (1974).

Tomlinson, Brian. "Materials Development for Language Learning and Teaching." *Language teaching* 45, no. 2 (2012): 143–179.

- Triandy, Rendy. "PEMBELAJARAN MENGIDENTIFIKASI IDE POKOK DALAM ARTIKEL DENGAN METODE INQUIRY PADA SISWA KELAS X SMA PASUNDAN 2 BANDUNG: Metode Inquiry: Ide Pokok: Teks Artikel." *Literasi: Jurnal Ilmiah Pendidikan Bahasa, Sastra Indonesia dan Daerah* 7, no. 2 (2017): 143–152.
- Trianto, Trianto. "Model Pembelajaran Terpadu." *Jakarta: Bumi Aksara* (2010).
- Trowbridge, L. "Bybee." *R W* (1986).
- Vygotsky, L, and M Cole. "Lev Vygotsky: Learning and Social Constructivism." *Learning theories for early years practice* 66 (2018): 58.
- Wibowo, Krisno Prastyo, and Marzuki Marzuki. "Penerapan Model Make a Match Berbantuan Media Untuk Meningkatkan Motivasi Dan Hasil Belajar IPS." *Harmoni Sosial: Jurnal Pendidikan IPS* 2, no. 2 (2015): 158–169.
- Wiratemaja, I Gusti Ngurah Agung, I Made Tegeh, and Ketut Pudjawan. "PENGEMBANGAN MULTIMEDIA PEMBELAJARAN MATA PELAJARAN BAHASA INGGRIS KELAS X SEMESTER GENAP DI SMKN 2 SUKAWATI." *Jurnal Edutech Undiksha* 2, no. 1 (2014).
- "Gary Nottis At," n.d.

APPENDIX VIII
ENGLISH MATERIALS AND WORKSHEETS

CHAPTER **II**

WE CAN DO IT, AND WE WILL DO IT



English for MTS Abnaul Amir Gowa

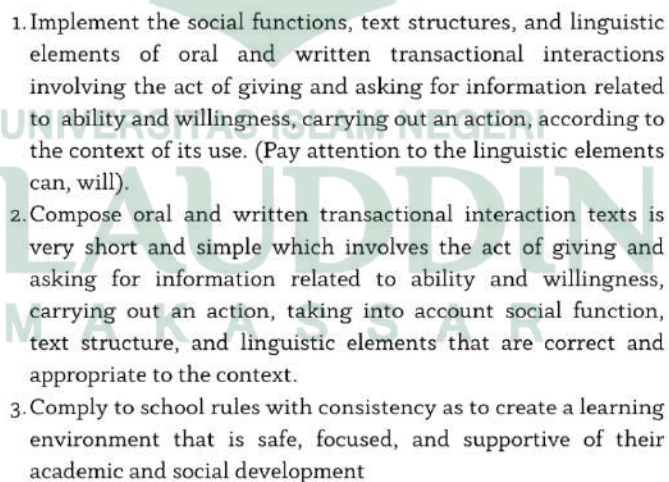
VIII

Learning Objectives

In this chapter, you will learn to ask for and give information related to the give an account of events and activities in order to:

- state that we can do something, and
- state that we will do something

In the learning process, do some activities with your partner and your group after learning several materials. Students are able to:

- 
1. Implement the social functions, text structures, and linguistic elements of oral and written transactional interactions involving the act of giving and asking for information related to ability and willingness, carrying out an action, according to the context of its use. (Pay attention to the linguistic elements can, will).
 2. Compose oral and written transactional interaction texts is very short and simple which involves the act of giving and asking for information related to ability and willingness, carrying out an action, taking into account social function, text structure, and linguistic elements that are correct and appropriate to the context.
 3. Comply to school rules with consistency as to create a learning environment that is safe, focused, and supportive of their academic and social development



Orientation 1



In the learning process of this material, students will work independently, in pairs, and you will do some activities while learning including:

- Explain the social function, text structure, and linguistic element in learning the expression of stating the ability.
- Compare the social function, text structure, and linguistic element in learning the expression of stating the ability.
- Arrange the social function, text structure, and linguistic element in learning the expression of stating the ability.

In this material, students will learn about the expression of stating the ability includes:

- Learning to say the expression of stating the ability.
- Doing the guessing task.
- Working in pairs.
- Reporting the findings.
- Making a journal reflection.



Formulating Problem 1



You will do the activity to guess the activities that you can or cannot be done.

Here are what you will do. **Firstly**, listen to the teacher's explanation about the task! **Secondly**, try to guess what activity that the subject does in the pictures and repeat it one by one! **Then**, you will guess what activities that can and cannot be done. Don't forget to handwrite it as a list in your notebook with the meaning!





Formulating Hypothesis 1)


You will do the task to make some sentences based on the previous pictures.



Here are what you will do. **Firstly**, listen carefully to the teacher's explanation about the task! **Secondly**, make a sentence according to the pictures like the example below!

example :  she can cook

UNIVERSITAS ISLAM NEGERI
ALAUDDIN
M A K A S S A R

 **Collecting Data 1**



You will work in pairs. You will ask each other about what activities that can and cannot be done in English, music, sports, housework, and others.

Here are what you will do. **Firstly**, study the example carefully! **Secondly**, use the form below to write down what the partner can and cannot be done in the areas! **Thirdly**, you will use the data to write about him/her. Handwrite it in your notebook!



		Areas/Fields				
No	Name	English	Music	Sport	House work	others
1.	Lisa	<ul style="list-style-type: none"> Read story Answer questions Not ask question 	<ul style="list-style-type: none"> Play flute Sing English songs Sing folk songs 	<ul style="list-style-type: none"> Swim Run Not basket ball 	<ul style="list-style-type: none"> Fry eggs Cook rice Fry banana 	<ul style="list-style-type: none"> Knit Draw



Testing Hypothesis 1

You will report your findings to the class orally.


Here are what you will do. **Firstly**, you will work in pairs! **Secondly**, plan how to say of your findings in your notebooks, like the example! **Thirdly**, you will report all of your findings orally to the class!



Lisa

Lisa can do many things. She can read English stories. She can answer questions, but she cannot ask questions in English. She is also good at music. She can play the flute. She can sing, too. She can sing English songs and folk songs. She can swim and run, but she cannot play basketball. She does them regularly. She can fry eggs and bananas. She can cook rice, too. She has two hobbies. She can knit. She can also draw pictures.

ALAUDDIN
MAKASSAR


Formulating Conclusion 1)


You will work individually to reflect on your learning. You will describe what you have learned and what activities you like the most. Then, don't forget to **handwrite** like a journal in your notebook about the findings and the material.


Our Journal (Now We Know)

I have just learn to

The activities I like most were

The activities I found most difficult were

What I need to do better is/are



Orientation 2



In the learning process of this material, students will work independently, in pairs, and you will do some activities while learning including:

- Explaining the social function, text structure, and linguistic element in learning the expression of stating the ability.
- Comparing the social function, text structure, and linguistic element in learning the expression of stating the ability.
- Arranging the social function, text structure, and linguistic element in learning the expression of stating the ability.

In this material, you will learn about the the expression of asking the ability . You are going to understand this material which talk about:

- Learning to say the expression of asking the ability.
- Learning the pattern or structure text of the ability.
- Making a dialog.
- Working in pairs.
- Reporting our findings.
- Making a journal reflection.



Formulating Problem 2



You will learn the pattern or structure text of the expression of asking and stating the ability.

Here are what you will do. **Firstly**, listen to the teacher's explanation about the material! **Secondly**, learn the structure text, they are positive, negative, and interrogative sentences! **Finally**, teacher will give some example about the expression of stating and asking the ability!



THE ABILITY

The ability is an individual's capacity to perform various tasks in a particular job, it can be recognized by the phrase "I can". The sentence patterns used are usually positive, negative, and interrogative sentences.

Positive sentences in English are sentences which not contain negative words, namely (not).

Negative sentences are sentences that are used to express that something is not true or wrong.

interrogative sentences are types of English sentences used to make questions

Example

Positive Sentence (+) S + can+ V1 + O+ adv

↳ Nia can sing english song

Negative Sentence (-) S + can+ not+V1 + O+ adv

↳ Nia cannot sing english song

Interrogative Sentence (?) Can+S + V1 + O+ adv ?

↳ Can Nia sing english song?

Note

The use of the word "cannot" in a negative sentence can be shortened to "can't".

Note

There are two way when we want to answer the question about the ability:
1. Yes, (Subject) can
2. No, (Subject) can not.



Formulating Hypothesis 2)



You will do the task to make simple sentences about the expression of asking and stating the ability.

Here are what you will do. **Firstly**, you will listen carefully to the teacher's explanation about the task! **Secondly**, open a dictionary to help find words in English! **Finally**, make positive, negative, and interrogative sentences about the expressing abilities!

Example : (+) Dita can dance
 (-) Dita cannot dance
 (?) Can Dita/she dance?

UNIVERSITAS ISLAM NEGERI
 ALAUDDIN
 MAKASSAR



Collecting Data 2



You will work in pairs. You will ask each other about what activities that can and cannot be done.

Here are what you will do. **Firstly**, you will listen to your teacher's explanation about the task! **Secondly**, you will discuss with your partners to create a dialogue about what can and cannot be done! **Finally**, you must pay attention to sentence structure, namely positive, negative, and interrogative sentences!



You will use a dictionary or the teacher's help when doing the assignments. Don't forget to handwrite as a list in your notebook with the meaning!



Testing Hypothesis 2

You will report your findings to the class orally!

Here are what you will do. **Firstly**, you will work in pairs! **Secondly**, plan how to say your findings in your notebooks! **Then**, you will report all your findings orally to the class by demonstrating a dialogue like the example!

EXAMPLE:

Rian : "Hello Gio! long time no see. How have you been?"

Gio : " Oh, hi Rian! I'm fine, thank you. How about you?"

Rian : "Great. By the way, we haven't hanged out together for a long time "

Gio : "Yeah, I was busy studying for my exams next week, so I **cannot** do many things and just waste the time "

Rian : "Well, after doing the exam **can we** hang out together again?"

Gio : "**Yes we can**, I will let you know"

Rian : "Okay, good luck with your exam"

Gio : "Thank you, see you"

Rian : "Okay, Bye"


Formulating Conclusion 2)


You will work individually to reflect on your learning. You will describe what you have learned and what activities you like the most. Then, don't forget to handwrite like a journal in your notebook about the findings and the material!


Our Journal (Now We Know)

I have just learn to

The activities I like most were

The activities I found most difficult were

What I need to do better is/are



Orientation 3



In the learning process of this material, students will work independently, in pairs, and you will do some activities while learning including:

- Explaining the social function, text structure, and linguistic element in learning the expression of stating the willingness.
- Comparing the social function, text structure, and linguistic element in learning the expression of stating the willingness.
- Arranging the social function, text structure, and linguistic element in learning the expression of stating the willingness.

In this material, you will learn about the the expression of asking the ability. The activities are:

- Learning to say the expression of asking the willingness.
- Learning the pattern or structure text of the willingness.
- Making a dialog.
- Arranging the random sentences.
- Working in pairs.
- Reporting our findings.
- Making a journal reflection.



Formulating Problem 3



You will play the roles of the students in the conversations to say what they will or will not do.

Here are what you will do. **Firstly**, listen carefully to your teacher reading the conversations! **Secondly**, repeat the conversations after the teacher, sentence by sentence! **Thirdly**, in groups, you will play the roles of the subject in the conversations. You will say the sentences loudly, clearly, and correctly. Then, determine which word indicates that is the word used when we want to express a willingness!



Udin, will you help me to bring this book?

Sure.

1

Dayu, Will you give this note to Udin, please?

Yes. I will.

2



Formulating Hypothesis 3



You will do the task to arrange sentences in the dialogue into a good dialog about expressing the willingness.

Here are what you will do. **Firstly**, listen carefully to the teacher's explanation of the task! **Second**, open a dictionary to help find English words! **Finally**, arrange random sentences in the dialog into a sequential dialog!

Siti-you-do-will-this-for-please?the-I-the-table-make-will.

Edo,see-have-I-to-the-now-principle.buy-you-will-me-please-tea-iced?

sugar-with-Sure-without-or?

I-will-Mum-Yes, .





Collecting Data 3



You will work in pairs. You will make a list of 3 things that you can do but will not do, and 3 things that you can do and will do.

Here are what you will do. **Firstly**, learn the example carefully! **Secondly**, help each other to identify what you can do but will (not) do! **Finally**, each one of you will handwrite it in the notebook!



You will need a dictionary. You will spell the words and use the punctuation marks correctly. Say the sentences loudly, clearly, and correctly. If you have any problems, ask your teacher for help!

 **Testing Hypothesis 3**

You will report your findings to the class orally.

Here are what you will do. **Firstly**, you will work individually! **Secondly**, plan how to say your findings in your notebooks! **Then**, report all your findings orally to the class by demonstrating the task like the example!



Example:
I can do them, but I will not do them

1. I can sing, but I will not do it in front of many people.
2. I can swim, but I will not do it now in this clothing.



Example:
I can do them, and I will do them


1. I can cook, and I will do it even if I'm tired.
2. I can speak English, and I will do it every day.

I can do them, and I will not do them




I can do them, and I will do them




Formulating Conclusion 3


You will work individually to reflect on your learning. You will describe what you have learned and what activities you like the most. Then, don't forget to handwrite like a journal in your notebook about the findings and the material.


Our Journal (Now We Know)

I have just learn to

The activities I like most were

The activities I found most difficult were

What I need to do better is/are

**Orientation 4**

In the learning process of this material, students will work independently, in pairs, and you will do some activities while learning including:

- Explaining the social function, text structure, and linguistic element in learning the expression of stating the willingness.
- Comparing the social function, text structure, and linguistic element in learning the expression of stating the willingness.
- Arranging the social function, text structure, and linguistic element in learning the expression of stating the willingness.

In this material, you will learn about the the expression of asking the willingness. The activities are:

- Learning to say the the expression of asking the willingness.
- Learning the material about the expression of willingness.
- Working in pairs.
- Reporting your findings.
- Making a journal reflection.



Formulating Problem 4



You will learn the pattern or structure text of the expression of asking and stating the willingness.

Here are what you will do. **Firstly**, listen to the teacher's explanation about the material! **Secondly**, learn the structure text, they are positive, negative, and interrogative sentences! **Finally**, teacher will give some example about the expression of stating and asking the willingness!



THE WILLINGNESS

Willingness means someone's willingness to do something. Usually, a person's willingness can be known when he/she states "I will".

There are two ways when we want to answer the question about the willingness:

1. Yes, (Subject) will
2. No, (Subject) will not

The use of the word "will not" in a negative sentence can be shortened to "won't".

Stating willingness
S + will + V1 + O + adv

Unwillingness
S + will + not + V1 + O + adv

Asking someone's willingness
Will + S + V1 + O + adv + ?



Formulating Hypothesis 4)



You will do the task to arrange random dialog into a good dialog about the expression of asking and stating the willingness.

Here are what you will do. **Firstly**, listen carefully to the teacher's explanation of the task! **Secondly**, open a dictionary to help find English words! **Finally**, arrange random sentences into good sentences!

ARRANGE THE RANDOM SENTENCES BELLOW INTO THE CORRECT SENTENCES!

1. because-the-he-sick-not-to-is-office-can-come-he.
2. have-I-money-not-do,you-lend-not-I-so-can
3. play-you-can-soccer?
4. my-will-meet-parents-you?
5. new-give-me-she-will-pair-of-a-shoes



Collecting Data 4



You will work in pairs. You will discuss this with your partner about the task. Ask your partner about what she/he will do, and vice versa! finally, make a dialogue!

Here are what you will do. **Firstly**, listen to the teacher's explanation about the task! **Secondly**, discuss with your partner to make a dialogue about what your friends will or will not do! **finally**, pay attention to sentence structure namely positive, negative, and interrogative sentences!



You will use a dictionary or help from the teacher to help you when doing the assignments. Don't forget to **handwrite** as a list in your notebook with the meaning!



Testing Hypothesis 4

You will report your findings to the class orally.

Here are what you will do. **Firstly**, you will work in pairs! **Secondly**, plan how to say your findings in your notebooks! **Then**, report all our findings orally to the class by demonstrating a dialogue like an example!



Mother : "Kenzo, will you help me?"

Kenzo : "Yes, I will. What will I do for you, Mom?"

Mother : "Watering flower, please!"

Kenzo : "Okay, Mom. Will you get the bucket, Mom?"

Mother : "Sorry, I'm sweeping the yard now"


Kenzo : "Never mind. Where I can get it, Mom?"

Mother : "You can get it in the shed"

Kenzo : "Thank you, Mom"

Mother : "You're welcome"




Formulating Conclusion 4


You will work individually to reflect on your learning. You will describe what you have learned and what activities you like the most. Then, don't forget to handwrite like a journal in your notebook about the findings and the material.


Our Journal (Now We Know)

I have just learn to

The activities I like most were

The activities I found most difficult were

What I need to do better is/are

SUMMARY

Expressing Ability

Verbal Sentence Form

- (+) S + can + V1 + O + adv
- (-) S + can + not + V1 + O + adv
- (?) Can + S + V1 + O + adv ?

To express that we have the power or skills to do something, we may use the following word:

Stating Willingness → *Dito can play volleyball*

Unwillingness → *Dito can not play volleyball*

Ask someone's willingness → *Can Dito play volleyball?*

Expressing Willingness

Verbal Sentence Form

- (+) S + will + V1 + O + adv
- (-) S + will + not + V1 + O + adv
- (?) Will + S + V1 + O + adv + ?

To express that we will do something, we may use the following word:

Stating Willingness → *Melisa will bring the book*

Unwillingness → *Melisa will not bring the book*

Ask someone's willingness → *Will Melisa bring the book?*

DICTIONARY

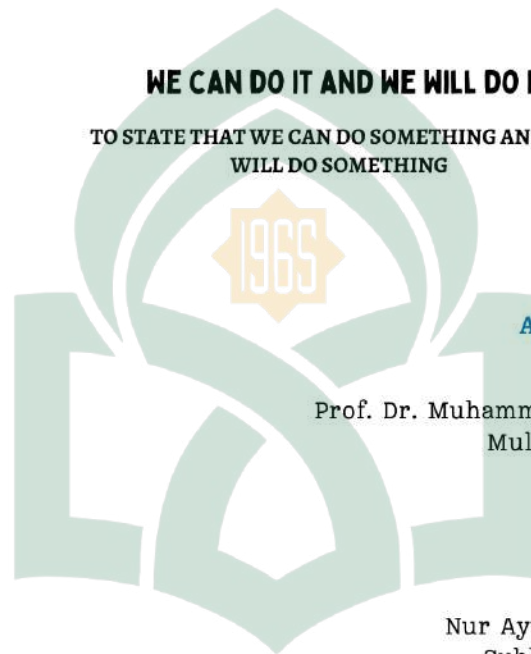
Ability	Kemampuan	Explain	Menjelaskan
Arrange	Mengatur	Expression	Ekpresi
Answer	Menjawab	Friend	Teman
Asking	Bertanya	Find	Menemukan
Because	Karena	Group	Kelompok
Can	Bisa	Handwrite	Menulis/Tulis tangan
Carefully	Secara hati-hati	Listen	Mendengarkan
Correct	Benar	Loudly	Secara keras
Compare	Membandingkan	Material	Materi
Conversation	Percakapan	Notebook	Buku catatan
Determine	Menentukan	Pairs	Berpasangan
Demonstrate	Memperagakan	Picture	Gambar
Dictionary	Kamus	Role play	Bermain peran
Discuss	Diskusi	Report	Melaporkan
Example	Contoh	Question	Pertanyaan

WE CAN DO IT AND WE WILL DO IT

29

WE CAN DO IT AND WE WILL DO IT

TO STATE THAT WE CAN DO SOMETHING AND WE
WILL DO SOMETHING



**A SINCERE GRATTITUDE
TO CONSULTANS**

Prof. Dr. Muhammad Yaumi, M.Hum., M.A
Multazam Abubakar M.Hum

VALIDATORS

Nur Ayu Puspita, S.Pd., M.Hum
Subhan Rahmat, S.Pd., M.Pd

UNIVERSITAS ISLAM NEGERI

ALAUDDIN
M A K A S S A R

EXAMINER

Prof. Dra. Hj. St. Azisah, M.Ed.St., PH.D
Muthi'ah M.Pd

AUTHOR

Yuliarti Asma

APPENDIX X

Existing Book Unit III “We Can Do It and We Will Do It”



Observing & Asking Questions

We will play the roles of the students in the conversations to say what they can or cannot do or what they will and will not do.

Here are what we will do. First, we will listen carefully to our teacher reading the conversations. Second, we will repeat the conversations after him/her, sentence by sentence. Then, in groups we will play the roles of the speakers in the conversations.

We will say the sentences loudly, clearly, and correctly.

Beni, can you write the message in English? **1**

Siti, I think you can ask me the question in English. **2**

I don't think I can, but I will try.

I'm not sure, but I will try.

20 KELAS VII SMP/MTs

Observing & Asking Questions

Will you sing an English song in Miss Nani's birthday? I know you can. **3**

Ok, I will. But, why not you? You can sing, too, can't you?

Lina, sorry, I cannot come on time to the meeting. **4**

Siti, can you return the book to the library for me, please? **5**

You can't? I know you can. You just will not do it.

Certainly, I can, and I will.

Bahasa Inggris / When English Rings a Bell 21

Collecting Information

We will orally present to each other what eight people say what they can and cannot do.

Here are what we will do. First, we will listen carefully to our teacher reading the statements. Second, we will repeat each statement after the teacher. Third, we will use the guide to write what each speaker can and cannot do. Then, in the group we will present, not read, the list to each other orally.

We will say the sentences loudly, clearly, and correctly.

22 KELAS VII SMP/MTs

Observing & Asking Questions


1. Mrs. Harum: "I'm very proud of Siti. Now she can help me with the housework before she goes to school. She can get up early herself."
2. Rani: "Yuli and Tono can make fried rice, and they can fry the egg nicely. They can also serve fried rice beautifully with tomatoes and celery."
3. Mr. Adnan: "It is usually not easy to speak English loudly and clearly. But, I'm happy that many of you can do it well. Adi still makes mistakes, but he can read his story loudly."
4. Denata: "Fatima always speaks softly, but when she sings, she can sing very loudly!"
5. Mrs. Fauzia: "Birds can fly because they have wings. We don't have wings, so we cannot fly. But we can make planes. With a plane we can fly very high and go to far places."
6. Mr. Randy: "We cannot swim across the sea, but with a boat or a ship, we can go to other islands."
7. Mrs. Gracia: "The text is long and there are many new words in it. It is not easy to read. But you can work together. If you do it together, I'm sure you can understand it easily."
8. Widi: "My nephew, Anton, is only two years old. But he is smart. He can go up the stairs himself. He can also go down easily, too."

Observing & Asking Questions

1. According to Mrs. Harum:
 - a. Siti can help her with the housework before she goes to school.
 - b. She can get up early herself.
2. According to Rani:
 - a. Yuli can _____
 - b. She can _____
 - c. She can _____
3. According to Mr. Adnan:
 - a. Many students can _____
4. According to Denata:
 - a. Fatima can _____
5. According to Mrs. Fauzia:
 - a. Birds can _____
 - b. We cannot _____
 - c. We can _____
 - d. We can _____
6. According to Mr. Randy:
 - a. We cannot _____
 - b. We can _____
7. According to Mrs. Gracia:
 - a. We can _____
 - b. We can _____
8. According to Widi:
 - a. Anton can _____
 - b. He can _____

Observing & Asking Questions

We will work in groups. We will write about three people in our class. We will tell what they can and cannot do in English, music, sports, housework, and others.



Here are what we will do. First, we will study the example carefully. Second, we will use the form below to write down what the three people can do and cannot do in the areas. Third, we will use the data to write about each of them. We will handwrite it or type it on a computer. Then, we will put our works on the wall of the classroom. We will answer questions from people who visit our works.

We will use a dictionary. We will spell the words and use the punctuation marks correctly. While we are writing, we will say the sentences loudly, clearly, and correctly. If we have any problems, we will go to our teacher for help.

No.	Name	Areas / Fields				
		English	Music	Sports	Housework	Others
1.	Wina	- read story - answer questions - not ask question	- play flute - sing English songs - sing folk songs	- swim - run - not basket-ball	- fry eggs - cook rice - fry banana	- knit - draw
2.						
3.						
4.						

Observing & Asking Questions

Wina

Wina can do many things. She can read English stories. She can answer questions, but she cannot ask questions in English. She is also good at music. She can play the flute. She can sing, too. She can sing English songs and folk songs. She can swim and run, but she cannot play basketball. She does them regularly. She can fry eggs and bananas. She can cook rice, too. She has two hobbies. She can knit. She can also draw pictures.

Observing & Asking Questions

We will play the roles of the students in the conversations to say what they will or will not do.

Here are what we will do. **First**, we will listen carefully to our teacher reading the conversations. **Second**, we will repeat the conversations after him/her, sentence by sentence. **Then**, in groups we will play the roles of the speakers in the conversations.

We will say the sentences loudly, clearly, and correctly.

1. Udin, will you help me to bring this book?
Sure.

2. Deyu, you pass by Udin's house, don't you? Will you give this note to him, please?
Of course, I will.

Bahasa Inggris / When English Rings a Bell 27

Observing & Asking Questions

3. Sit, I have to see the principal now. Will you buy me iced tea, please?
Sure. With or without sugar?

4. Beni, will you close the window, please?
Certainly, Sir.

5. Edo, will you do this for me, please? I'll make the table.
Yes, Mum, I will.

28 KELAS VIII SMP/MTs

Observing & Asking Questions

We will orally present to each other what eight people say what they will and will not do.

Here are what we will do. **First**, we will listen carefully to our teacher reading the statements. **Second**, we will repeat each statement after the teacher. **Third**, we will use the guide to write what each speaker will and will not do. **Then**, in the group we will present, not read, the list to each other orally.

We will say the sentences loudly, clearly, and correctly.

- Adnan: "My mum is out of town today. My dad is also very busy. But he will come to my school to collect my report."
- Lathan: "My aunt is often angry with my cousin, Lusi. She makes a mess, but she will not do the cleaning. She will not even clean her own room."
- Gunawan: "My uncle paints his own house. When he has time he will paint our house too."
- Diah: "My brother loves sport. He thinks that exercise is the best way to be healthy. For his health, he will walk 2 kilometers to his office every day."
- Puspita: "If you need any help with your laundry, please let me know. I will come to your house to help you."
- Dewi: "I will get up early and go to swim at six, but we should go home before 10, ok?"
- Mrs. Wike: "With good examples from their parents, I'm sure the students will go to school on foot or on a bicycle."
- Mrs. Wulandari: "The little boy is very spoilt. He will not stop crying before his mother buys him the toys he wants."

Bahasa Inggris / When English Rings a Bell 29

Observing & Asking Questions

- According to Adnan:
His dad will go to his school to collect his report.
- According to Lathan:
a. Lusi will not do the cleaning.
b. _____
- According to Gunawan:

- According to Diah:

- According to Puspita:

- According to Dewi:
a. _____
b. _____
- According to Mrs. Wike:

- According to Mrs. Wulandari:

30 KELAS VIII SMP/MTs

Collecting Information

We will work in groups. We will write about each one of us in our group. We will make a list of 5 things that we can do but we will not do, and 5 things that we can do and we will do.

Here are what we will do. **First**, we will study the example carefully. **Second**, we will help each other to identify what we can do but will (not) do. **Third**, each one of us will handwrite the work or type it on the computer. **Then**, we will put our works on the wall of the classroom. We will answer the questions from people who visit our works.

We will consult a dictionary. We will spell the words and use the punctuation marks correctly. We will say the sentences loudly, clearly, and correctly. If we have any problems, we will ask our teacher for help.

Example:
I can do them, but I will not do them
 1. I can sing, but I will not do it in front of many people.
 2. I can swim, but I will not do it now in this clothing.

Example:
I can do them, and I will do them
 1. I can cook, and I will do it even if I'm tired.
 2. I can speak English, and I will do it every day.

Bahasa Inggris / When English Rings a Bell 31

Communicating

In our journal, every one of us will handwrite our reflection on our learning process. We will use English or Bahasa Indonesia.

My Journal

I have just learnt to _____

The activities I like most were _____

The activities I found most difficult were _____

What I need to do better is/are _____

32 KELAS VIII SMP/MTs

APPENDIX XI
Documentations



CURRICULUM VITAE



Yuliarti Asma was born on July 11th, 2001, in Tanaberu Selayar, Kep. Selayar. She is the middle child of Abd.Salam and Mantasia, and she has a brother and sister named Ikhwanul Al-Muslimin and Nur Meita Asma.

In 2005, Yuliarti Asma began her education at TK Raudatul Athfal Tonjo, completing her studies in 2007. She then attended SDN Tonjo, where she graduated in 2013, then to SMPN 21 Selayar, and completed her studies there in 2016. Subsequently, she enrolled at SMKN 7 Selayar, graduating in 2019.

In the subsequent years, Yuliarti Asma pursued her higher education at UIN Alauddin Makassar. She enrolled in the Faculty of Tarbiyah and Teacher Training, specifically in the English Education Department, and remained a student there from 2019 to 2024.

UNIVERSITAS ISLAM NEGERI
ALAUDDIN
M A K A S S A R