

**DEVELOPING LEARNING ELT MATERIALS OF "SIMPLE PRESENT
CONTINUOUS TENSE" UNIT BASED ON INQUIRY LEARNING MODEL
FOR THE EIGHTH GRADE STUDENTS OF MTS ISLAMIC BOARDING
SCHOOL ABNAUL AMIR GOWA**



A THESIS

**Submitted in Partial Fulfillment of the Requirements for the Degree of
Sarjana Pendidikan (S.Pd) of English Education Department
The Faculty of Tarbiyah and Teacher Training
Universitas Islam Negeri Alauddin Makassar**

By:

Nur Asiah

Reg. Number: 20400119047

**Consultant I: Prof. Dr. Muhammad Yaumi, M.Hum., M.A.
Consultant II: Multazam Abubakar M.Hum.**

**ENGLISH EDUCATION DEPARTMENT
THE FACULTY OF TARBİYAH AND TEACHER TRAINING
UNIVERSITAS ISLAM NEGERI ALAUDDIN MAKASSAR
2024**

PERNYATAAN KEASLIAN SKRIPSI


Mahasiswi yang bertanda tangan di bawah ini:

Nama : Nur Asiah
NIM : 20400119047
Tempat/Tgl Lahir : Polman, 16 Februari 1999
Jur/Prodi/Konsentrasi : Pendidikan Bahasa Inggris
Fakultas/Program : Tarbiyah dan Keguruan
Alamat : Dusun Tasiu, Kec. Kalukku, Kab. Mamuju.
Judul Skripsi : Developing Instructional ELT Materials of
"Simple Present Continuous Tense" Unit
Based On Inquiry Learning Model for The
Eighth Grade Students of Mts Islamic
Boarding School Abnaul Amir Gowa

Menyatakan dengan sesungguhnya dan penuh kesadaran bahwa skripsi ini adalah hasil karya sendiri. Jika kemudian hari terbukti bahwa ini merupakan duplikat, tiruan, plagiat, atau dibuat oleh orang lain, sebagian atau seluruhnya, maka skripsi dan gelar yang diperoleh karenanya batal demi hukum.

Samata-Gowa, 26 January 2024

Penyusun



Nur Asiah

NIM: 20400119047

PENGESAHAN SKRIPSI

Skripsi berjudul “Developing Learning ELT Materials of “Simple Present Continuous Tense” Unit Based on Inquiry Learning Model for the Eighth Grade Students of Islamic Boarding School Abnau Amir Gowa”, yang disusun oleh Nur Asiah, NIM 20400119047, mahasiswa Jurusan Pendidikan Bahasa Inggris Fakultas Tarbiyah dan Keguruan UIN Alauddin Makassar, telah diuji dan dipertahankan dalam sidang munaqasyah yang diselenggarakan pada hari Senin, tanggal 05 Februari 2024 M, bertepatan dengan tanggal 24 Rajab 1445 H, dinyatakan telah dapat diterima sebagai salah satu syarat untuk memperoleh gelar Sarjana dalam Ilmu Pendidikan, Jurusan Pendidikan Bahasa Inggris dengan beberapa perbaikan.

Gowa, 20 Februari 2024 M.
10 Sha’ban 1445 H.

DEWAN PENGUJI:
Nomor SK Munaqasyah: 449 Tahun 2024

Ketua Sidang	: Dr. Sitti Nurpahmi, S.Pd., M.Pd.	(.....)
Sekretaris Sidang	: Dr. Azizul Hakim M.Pd.I.	(.....)
Penguji I	: Prof. Dra. Hj. St. Azisah, M.Ed.St., Ph.D.	(.....)
Penguji II	: Nur Aliyah Nur, M.Pd.	(.....)
Pembimbing I	: Prof. Dr. Muhammad Yaumi, M. Hum., M.A.	(.....)
Pembimbing II	: Multazam Abubakar, S.S., M.Hum.	(.....)

UNIVERSITAS ISLAM NEGERI

ALAUDDIN
MAKASSAR

Diketahui oleh:
Dekan Fakultas Tarbiyah dan Keguruan
UIN Alauddin Makassar


Dr. H. Andi Achruh, M.Pd.I.
NIP. 19660908 199403 1 002

بِسْمِ اللَّهِ الرَّحْمَنِ الرَّحِيمِ

ACKNOWLEDGEMENTS

Alhamdulillah Rabbil Alamin, the researcher, would like to express her deepest gratitude to the almighty Allah *Subhanahu wa ta'ala.*, the only Provider, the most Merciful who gave His guidance, inspiration, and good healthy for all time to conduct the writing of this thesis. No God except Him. Also, *shalawat* and *salaam* are always delivered to our great Prophet Muhammad *Sallallahu alaihi wasallam.*, who has brought us from the darkness to the lightness, from lousy morals to good morals, and from the Jahiliyah era to the Islamiyah era.

In writing the thesis, the researcher received much assistance from several people for their valuable guidance, correction, suggestion, advice, and golden support. With them, the writing of this thesis is possibly completed. Therefore, the researcher would like to express the most excellent thanks and appreciation for those people, especially to:

1. The researcher's late mother, Mrs. Marda, for all the longing, inspiration, support, love, prayers, and enthusiasm in her journey. The researcher would also like to remember her father, Herman for all the support in achieving her dreams.
2. The Rector of UIN Alauddin Makassar, Prof. H. Hamdan Juhanis, M.A., Ph.D., for providing an institutional home with all facilities during the study process of the researcher, and all The Vices.
3. The Dean of Tarbiyah and Teacher Training Faculty, Drs. H. Andi Achruh, M.Pd.I., for the generous support and assistance throughout

the researcher study, and all the Vice Deans.

4. The Head of the English Education Department, Dr. St. Nurpahmi, S.Pd., M.Pd., with all lecturers and the administration staff, for their kindness, guidance, and cooperation all these times.
5. The Secretary of the English Education Department, Nur Aliyah Nur M.Pd., who has become an incredible and significant inspiration for the researcher.
6. The supervisors of the researcher, Prof. Dr. Muhammad Yaumi, M.Hum., M.A and Multazam Abubakar, M.Hum., who gave the researcher unwavering support and gave the researcher patiently from the beginning to the end.
7. The examiners of the researcher, Prof. Dra. Hj. St. Azisah. M.Ed.St., Ph.D., Thank you to Prof. Dra. Hj. St. Azisah. M.Ed.St., Ph.D., because during her time as head of the English education department she really cared about students and cared about the things students faced, both good and bad.
8. The examiners of the researcher, Muthi'a, M.Pd., who gave the researcher much thought in improving the final result of this thesis.
9. The siblings of the researcher, Apriani, Arman. H and Dimas Fahri., for all their support in every way.
10. The headmaster, teachers, and students of Islamic Boarding School, Abnaul Amir Gowa who have allowed to conduct research.
11. The researcher's best friends, TULOLONNA SULAWESI, Yulia Putri Utami, Yuliarti Asma, Aulia Agusfina, Ariyanti Widyastuti and Aina Nasira thank you so much for your love and for our togetherness during this study.

12. The researcher's classmates in English Education Department, PBI 3 and 4 in Academic Year 2019 taught her about togetherness and solidarity. The researcher realizes that the writing of writing is far from perfect. Nonetheless, her classmates' experiences and lessons have inspired and encouraged the researcher to continue learning and growing while developing this module.
13. The researcher's lovely idol (EXO), Kim Minsoek, Kim Junmyeon, Zhang Yixing, Byun Baekhyun, Kim Jongdae, Park Chanyeol, Doh Kyungsoo, Kim Jongin and Oh Sehun. The researcher biggest motivation to keep working hard to reach her dream. You light her day and your existence changes her to become better person.
14. The researcher's favorite person, Renjun (NCT Dream) and Zhang hao (ZB1), For making her day.



Samata-Gowa, 26 January 2024

Penyusun

A handwritten signature in black ink, appearing to read 'Nur Asiah', is written over the printed name.

Nur Asiah

NIM: 20400119047

TABLE OF CONTENTS

PERNYATAAN KEASLIAN SKRIPSI.....	ii
ACKNOWLEDGEMENTS.....	iv
TABLE OF CONTENTS.....	vii
LIST OF TABLES.....	ix
LIST OF FIGURES.....	x
ABSTRACK.....	xii
CHAPTER I.....	1
A. Background.....	1
B. Research focus and Focus Description.....	6
C. Research Question.....	8
D. Research Objectives and Research Significances.....	9
E. Previous Research Results.....	10
F. Product Specification.....	13
CHAPTER II.....	15
A. The Theory of Learning and Instructional.....	15
B. Inquiry Learning Model.....	22
C. ELT Material.....	27
D. Development Models.....	31
E. What Are You Doing Unit.....	39
F. Development Framework.....	40
CHAPTER III.....	44
METHODOLOGY.....	44
A. Research Type and Location.....	44
B. Research approach.....	46
C. Design Of Research and Development.....	47
E. Research Subject.....	50
F. Research Instruments.....	51
G. Data Processing and Data Analysis Technique.....	52

CHAPTER IV	56
FINDING AND DISCUSSION	56
A. Research Finding.....	56
B. Research Discussion.....	106
CHAPTER V	112
CONCLUSIONS AND RECOMMENDATION.....	112
A. Conclusion.....	112
B. Recommendation	113
BIBLIOGRAPHIES	114
APPENDICES.....	117



UNIVERSITAS ISLAM NEGERI
ALAUDDIN
 M A K A S S A R

LIST OF TABLES

Table 4. 1 The result of the 1st Question	58
Table 4. 2 The result of the 2nd Question	58
Table 4. 3 The result of the 3rd Question	59
Table 4. 4 The result of the 4th Question	59
Table 4. 5 The result of the 5th Question	60
Table 4. 6 The result of the 6th Question	60
Table 4. 7 The result of the 7th Question	61
Table 4. 8 The result of the 8th Question	61
Table 4. 9 The result of the 9th Question	62
Table 4. 10 The result of the 10th Question	62
Table 4. 11 The result of the 11th Question	63
Table 4. 12 The result of the 12th Question	63
Table 4. 13 The result of the 13th Question	64
Table 4. 14 The result of the 14th Question	64
Table 4. 15 The result of the 15th Question	65
Table 4. 16 The result of the 16th Question	65
Table 4. 17 The result of the 17th Question	66
Table 4. 18 The result of the 18th Question	66
Table 4. 19 The result of the 19th Question	67
Table 4. 20 The result of the 20th Question	67
Table 4. 21 The result of the 21st Question	68
Table 4. 22 The result of the 22nd Question	68
Table 4. 23 The result of the 23rd Question	68
Table 4. 24 The result of the 24th Question	69
Table 4. 25 The overall needs inventory from linguistic needs	69
Table 4. 26 The overall needs inventory from learning needs	70
Table 4. 27 Operational verb of cognitive domain (Buku Pegangan Pembelajaran Berorientasi pada Keterampilan Tingkat Tinggi)	73
Table 4. 28 Operational verb of psychomotor domain (Buku Pegangan Pembelajaran Berorientasi pada Keterampilan Tingkat Tinggi). 2018	74
Table 4. 29 The explanation of the blueprint	80
Table 4. 30 Validator's suggestions on the developed textbook	100
Table 4. 31 The result of the English materials and worksheets review of expert ..	102

LIST OF FIGURES

Figure 2. 1 The Development framework of 4D Model	42
Figure 4. 1 The blueprint of Inquiry Learning Model	79
Figure 4. 2 A framework for English Material in chapter II based on syllabus.	87
Figure 4. 3 after development	96
Figure 4. 4 before development	96
Figure 4. 5 after development	97
Figure 4. 6 after development	97
Figure 4. 7 before development	97
Figure 4. 8 before development	98
Figure 4. 9 after development	98
Figure 4. 10 after development	98
Figure 4. 11 after development	99



LIST OF APPENDICES

APPENDIX I.....	117
APPENDIX II.....	121
APPENDIX III.....	125
APPENDIX IV.....	127
APPENDIX V.....	132
APPENDIX VI.....	139
APPENDIX VII.....	142
APPENDIX VIII.....	155
APPENDIX IX.....	161
APPENDIX X.....	166
APPENDIX XI.....	189



UNIVERSITAS ISLAM NEGERI
ALAUDDIN
M A K A S S A R

ABSTRACT

Title : **Developing Inquiry Learning Model-Based Elt Materials Of " Transactional Interaction Text And Present Continuous" Unit For The Eight Grade Students Of Mts Islamic Boarding School Abnaul Amir Gowa**

Year : **2024**

Researcher : **Nur Asiah**

Consultant I : **Prof. Dr. Muhammad Yaumi, M.Hum., M.A**

Consultant II : **Multazam Abubakar, S.S., M.Hum.**

The study aims to develop English teaching materials for grade VIII students, especially in Chapter VIII "What are you doing?" with material present continuous tense at MTS Islamic Boarding School Abnaul Amir Gowa based on the 2013 curriculum which is supported by using an inquiry learning model.

The researcher used the R&D method with the 4D model for the instructional design framework. In the define stage, the researcher determined students' target and learning needs by spreading a questionnaire to the students to analyze the needs of students in class VIII at MTS Islamic Boarding School Abnaul Amir Gowa. The syllabus created in the design stage included learning indicators and an inquiry-based learning model. English material development followed the inquiry learning stages: orientation, formulating a problem, formulating a hypothesis, collecting information, testing the hypothesis, and formulating a conclusion.

The two expert was part of this research to validate the product. According to the experts, the three systematic aspects that they validated of the product was valid for Materials Systematic Organization (3.5), valid for Systematic English Teaching (3.5) and valid for Systematic Content of English (3.8). After several discussions and improvements, the results show that the English material is valid.

This research could be a valuable reference for other researcher in the literature. The English language development materials in this study can increase students' motivation for learning, designed according to their needs. These materials have gone through a careful validation process so the learning module can be implemented as a viable alternative learning resource for students.

CHAPTER I

INTRODUCTION

A. Background

In Indonesia, English is used as a foreign language and as a language studied in education units and English is a mandatory subject in the education curriculum in Indonesia. However, there are several things that become a serious problem when a student learns a foreign language, one of which is the difficulties students experience when students lack knowledge in using learning media.

Media are human, material, or events that build conditions that enable students to acquire knowledge, skills, attitude.¹ In this sense the teacher, textbooks or teaching materials and the school environment are media. The learning media used by teachers at school are textbooks where the book cannot be understood by students because all the material or explanations in the book use English. The lack of students' knowledge in using media such as dictionaries is also the main reason for students' difficulties in learning or understanding the material properly as well. Clarity of material in textbooks or clarity of teaching materials used in schools is an important thing that needs attention.

Teaching materials are all materials (both information, tools, and text) that are systematically arranged which display a complete picture of the competencies that students mastered and are used in the learning process with the aim of planning and studying the implementation of learning. Good teaching materials are teaching materials which contain complete discussion

¹ Arsyad A, "Media Pembelajaran," 2011, 23-35.

and are easy to understand.²

In learning English, the quality of teaching materials is needed in conveying material clearly to students. The clarity of teaching materials in a book is very important for teachers and students. Teaching materials that are clear and easy to understand can help teachers in providing material to students and students will be more enthusiastic or interested in the learning process.

But in reality, the implementation of the 2013 curriculum in schools makes it more difficult for students to understand the teaching material. Not only students but teachers are also constrained. This is due to the lack of clarity of teaching materials in the 2013 Curriculum which then hampers teachers in transferring knowledge to students. The effect of this is that it causes a lack of interest in students or a lack of motivation of students in learning English.

In Islam there is a verse that explains the motivation, namely Ar: Ra'd verse 11:

يَحْفَظُونَهُ مِنْ أَمْرِ اللَّهِ إِنَّ اللَّهَ لَا يُغَيِّرُ مَا بِقَوْمٍ حَتَّىٰ يُغَيِّرُوا مَا لَهُمْ مُعَقَّبَاتٌ مِّنْ بَيْنِ يَدَيْهِ وَمِنْ خَلْفِهِ
بِأَنفُسِهِمْ وَإِذَا أَرَادَ اللَّهُ بِقَوْمٍ سُوءًا فَلَا مَرَدَّ لَهُ ۗ وَمَا لَهُمْ مِّنْ دُونِهِ ۗ مِنَ الْوَالِ

Meaning: "For humans there are angels who always follow him in turn, in advance and behind him, they guard him up God's command. Indeed Allah is not change the state of a people so that they change the situation that is in themselves and when Allah wishing something bad people, then no one gets refuse it; and sometimes nothing protector for them besides

² Ghufran Hasyim Achmad and Andi Prastowo, "Authentic Assessment Techniques on Cognitive Aspects in Islamic Religious Education Learning at Elementary School Level," *Jurnal Ilmiah Sekolah Dasar* 6, no. 1 (2013): 75–84, <https://doi.org/10.23887/jisd.v6i1.42636>.

Him." (Q.S. Ar-Ra'd :11)³

So it can be concluded that Motivation plays an important role in the learning process. Motivation as a process that provides enthusiasm, direction, and persistence of behavior that is full of energy, direction, and long lasting.⁴ In other words, motivation is a complex process between the desire, enthusiasm, and firm belief of the individual to achieve the desired goals.⁵ Motivation is a change in energy in a person's personality which is characterized by the emergence of feelings and reactions to achieve goals, has two components, namely 1) the inner component is a change in a person, a state of dissatisfaction and psychological tension, and 2) an external component is what a person wants and the goals toward which his behavior is directed.⁶

In Ananingsih's research, she found problems regarding the effectiveness of learning by using an inquiry approach in increasing student learning motivation and learning achievement in the learning process of oxidation-reduction material.⁷ From the results of research on these problems, it is known that the application of the inquiry learning model in learning

³ Surat Ar-Ra'd ayat 11, Al-Quran dan Terjemah, Departemen Agama RI, Jakarta, 2004, hal. 281

⁴ Hasbullah Hasbullah and Eva Yuni Rahmawati, "Pengaruh Penerapan Metode Hypnoteaching Terhadap Motivasi Belajar Mahasiswa Universitas Indraprasta PGRI," *Formatif: Jurnal Ilmiah Pendidikan MIPA* 5, no. 1 (2015): 83-90, <https://doi.org/10.30998/formatif.v5i1.163>.

⁵ Santrock, John W 2007. Psikologi Pendidikan Edisi Kedua. Jakarta: PrenadaMedia Group. Hasbullah and Rahmawati.

⁶ Putri Nurul Ifani, Sitti Nurpahmi, and Djuwairiah Ahmad, "Developing Inquiry Learning Model-Based English Instructional Materials for the Seventh Grade of Junior High School," *English Language Teaching for EFL Learners* 2, no. 2 (2020): 13, <https://doi.org/10.24252/elties.v2i2.11252>.

⁷ Yuni Ananingsih, "Efektivitas Inquiry Based Learning (Ibl) Padapembelajaran Reaksi Oksidasi-Reduksi untuk Peserta Didik Kelas Xsma Kolombo Yogyakarta," 2012.

oxidation-reduction material is effective in increasing student learning motivation and student learning achievement has increased, because there is a process of interaction during learning, both interaction between students and students, and students and teachers. From these interactions, students gain various kinds of understanding or explanations, so that students' understanding will increase. from the results of this study, it can be concluded that the inquiry learning model can increase students' motivation and ability to learn.

The inquiry learning model is one model that is in line with the 2013 curriculum. The inquiry model is a learning activity that facilitates students to ask questions, conduct investigations or searches, experiment or research independently to obtain the knowledge they need. In this model, students are directed to be able to find their own material presented in learning by asking questions and conducting their own investigations.

Inquiry learning emphasizes the process of seeking and finding. Subject matter is not given directly. The role of students in this learning is to find and find subject matter for themselves, while the teacher acts as a facilitator and guides students to learn. Inquiry learning is a series of learning activities that emphasize critical and analytical thinking processes to seek and find answers to a problem in question. The process of thinking alone is usually carried out through debriefing between teachers and students. This learning is often also called heuristic learning, which comes from the Greek *heuriskein* which means "I found". One of the important values contained in the inquiry model is the psychological value in the form of developing self-confidence in students to independently carry out intellectual activities in dealing with

problems.⁸

Based on the preliminary research in form of observations on Thursday 16 June 2022 at the Islamic boarding school Abnaul Amir Gowa, the researchers obtained the result that English learning was carried out by teachers in class using student books as teaching materials was less effective, so that students had many difficulties understanding the concepts being taught and making students lose motivation to take part in learning, as a result learning outcomes are not optimal. In addition, the student books provided by the government are not in accordance with what is expected from the 2013 Curriculum because the format of writing books still does not clearly show how teachers should apply the scientific method in learning.

This study aimed to modify and develop previous books by developing material in books using a scientific approach accompanied by the provision of learning models. With the learning model it is hoped that it would not only help the teacher in explaining the material, but students could be also focused more and more easily understand the material being explained and also with the application of the inquiry model it is hoped that students will be motivated. in the learning process and can improve learning outcomes to the fullest.

Based on the explanation above, the researcher interested in researching **ELT Materials based on Inquiry Learning Model**. Teaching and learning activities that occur during the learning process in the classroom at MTs Islamic boarding school Abnaul Amir Gowa were expected to provide positive and beneficial values for teachers and student.

⁸<http://novehasanah.blogspot.com/2016/01/langkah-model-pembelajaran-inkuiri.html>

B. Research focus and Focus Description

1. Research Focus

The research focus in this research was developing Inquiry learning model based English language instructional materials. This is due to low student motivation in the classroom, so it is necessary to know what can make students more enthusiastic in the learning process. As is often the case, learning motivation is greatly influenced by the teaching methods and materials used by teachers during the learning process. Researcher limited the research focus to developing inquiry models and English Language Teaching materials.

a) Developing Inquiry Learning Model

Inquiry is a learning model that is designed to teach students how to examine issues and questions based on facts. Inquiry model emphasizes the process of seeking and finding, the role of students in this model is to seek and find their own solutions in a subject matter while the teacher as facilitator and mentor students to learn. In general inquiry is a process that varies and includes the activities of observing, formulating relevant questions, evaluating the book and other sources of information critically, plan investigation or investigation, reviewing what is already known, carry out experiments or experiments by using a tool to obtain data, analyze and interpret the data, and make predictions and communicating the results. Inquiry learning model provides the opportunity for students to construct their own knowledge, using concepts that have been held to solve the problems encountered in other words, and students have the opportunity to link new information with existing cognitive structure resulting in

meaningful learning. Students' activeness to observe, guessing, and infers through groups activities and communicate the results of the investigation with more emphasis on learning. In addition to cognitive abilities, psychomotor and affective abilities of students can be developed. Inquiry learning is built on the assumption that humans have an innate urge to find their own knowledge. The main objective of inquiry learning is helping students to develop intellectually disciplined and thinking skills by providing questions and get answers on the basis of curiosity.

b) ELT-Material

ELT Material is media that contains learning concepts that will be taught to language learners which contain English material. Teaching materials play an important role in teaching and learning. Teachers have to be very selective in choosing their ELT materials. Besides keeping in mind that their materials should help their students to master the language, teachers also have to ensure that the materials are interesting.

2. Focus Description

In teaching and learning activities, the roles of teachers and students are very influential in determining the success of learning in the classroom. The planning and teaching procedures used by teachers can increase student activity in the classroom which can be seen from how active students are and understand the subject matter, for this reason the use of teaching methods and materials is something that teachers must pay attention to.

This research focused on developing English language instructional materials of "What are you doing" unit specifically in basic competencies 3.8 and 4.8, with the focus on the material, namely the present continuous tense based on Inquiry learning model. To limit this research, the researcher

explained the points that would be discussed. Although this focus description may change based on research.

The description of the research focus can be seen in the table below:

Table 1. 1 research focus and focus description

No.	Research Focus	Focus Description
1.	Developing Inquiry Learning Model-Based ELT Material	1. Needs Analysis: <ul style="list-style-type: none"> - Linguistic Needs - Learning Needs 2. Prototype: <ul style="list-style-type: none"> - The form of simple present continuous tense 3. Validation

C. Research Question

Based on the background, the main problem is developing English material based on inquiry learning. There are three research questions should be formulated as follows:

1. What are the needs of the eighth grade students in Islamic boarding school Abnaul Amir Gowa of learning ELT material of "Simple present continuous tense" unit based on inquiry learning model?
2. How is the designed prototype of learning ELT materials of "Simple present continuous tense" unit based on inquiry learning model for the eighth grade students of Islamic boarding school Abnaul Amir Gowa?
3. How is the validity rate of learning ELT materials of "Simple present continuous tense" unit based on inquiry learning model for the eighth

grade students of Islamic boarding school Abnaul Amir Gowa?

D. Research Objectives and Research Significances

1. Research Objectives

Related to the problem statements above, this study aims to develop English material for the eighth grade of MTs Islamic boarding school Abnaul Amir Gowa based on inquiry learning. The specific objectives of this research are:

1. To analyze the needs of the eighth grade students in Islamic boarding school Abnaul Amir Gowa of learning ELT material of "Simple present continuous tense" unit based on inquiry learning model.
2. To design the prototype of learning ELT materials of "Simple present continuous tense" unit based on inquiry learning model for the eighth grade students of Islamic boarding school Abnaul Amir Gowa.
3. To describe the validity rate of learning ELT materials of "Simple present continuous tense" unit based on inquiry learning model for the eighth grade students of Islamic boarding school Abnaul Amir Gowa.

2. Research Significances

Based on the objectives to be achieved, the significance that are expected to be obtained from this development are as follows:

a. Theoretical significances

- 1) This R&D research in developing ELT Materials based on Inquiry learning model can contribute to the theoretical understanding of instructional design, such as how to design materials that can promote students' learning and engagement.

- 2) The development of teaching materials often involves the adaptation of curriculum materials. Therefore, this research can contribute to the theoretical understanding of how to align materials with learning goals and standards.

b. Practical significances

- 1) For English teachers

The ELT materials developed from this research can be used as a teaching and learning recover because the materials are designed based on the students' needs.

- 2) For students

Well-designed and engaging ELT Materials can hopefully increase students' motivation and engagement in the teaching and learning process which can lead to better performance in the class.

- 3) For researchers

This study can help researcher to better understand the students' needs and to design the ELT Materials that are more relevant and applicable to real-write teaching context, especially in Junior High School level.

E. Previous Research Results

This study discussed the problem of developing teaching materials through the inquiry approach and ELT material in English learning at MTs Abnaul Amir Gowa. Knowledge of researchers, until now there have been several researchers who have discussed the topic of developing teaching materials through the inquiry approach and ELT material, but none have specifically discussing topics that will be discussed and implemented at MTS. There are several topics that discuss the inquiry approach, methods,

strategies and models for developing teaching materials discussed by experts and other researchers, including:

The first is Ahmad. In his research, according to him, there were a number of challenges when implementing K-13 in ELT. K-13 is only partially, biasedly, and conventionally applied in ELT when it comes to the planning of the assessment procedure. These challenges result from the teacher's perspective and how it is applied.⁹

The second is Mubar. Mubar used R&D to produce English language education resources for young students. His research has led him to the conclusion that English speaking materials should be created with students' requirements in mind, taking into account their everyday activities and helping them to enhance their speaking skills. Additionally, it complies with government regulations.¹⁰

The third is a research by Ananingsih. During her research, she discovered an issue with inquiry-based learning's ability to boost students' willingness to learn and their performance when they are studying reduction-oxidation content. According to the problem's study findings, using the inquiry learning paradigm to teach students about reduction-oxidation content had a less noticeable effect on their motivation to learn. Due to the interaction process that occurs during learning between students and between students as well as between students and teachers student achievement has grown. Students receive a variety of explanations or

⁹ Djuwairiah Ahmad, "Understanding the 2013 Curriculum of English Teaching Through the Teachers' and Policymakers' Perspectives," 2019.

¹⁰ Miftahul Khair Nur Ali. Mubar, "Volume I, Number 02, December 2015," *ETERNAL (English, Teaching, Learning, and Research Journal)* I, no. 02 (2015): 257-69.

understandings from these interactions, which increases their understanding.¹¹

The fourth research is conducted by Ifani. Indonesia's Alauddin State Islamic University in Makassar in 2019. Title: "Creation of inquiry learning materials using a model of learning for junior high school students in the seventh grade." What needs to be done, in the researcher's opinion, is include the inquiry learning model into teaching materials for the HOTS learning paradigm. The learning model inquiry, which concludes the preceding book and is the best matched learning model with HOTS steps, will assist students in becoming more actively involved in experiential learning by assisting them in searching for answers and solving issues by using higher order thinking to problem solving principles. Due to the importance of incorporating learning models into instructional materials, investigation-learning models have been included in the development of future textbooks.¹²

The Fifth is from Nottis. Nottis conducted study on how students' conceptual grasp of four important heat transfer concepts is affected by inquiry-based learning activities. The study's conclusion shows that there has been an overall improvement in pupils' conceptual understanding. Students can then use this understanding to solve issues involving the same idea. Though there has been a downturn after a few weeks for a number of reasons, such as the concept's degree of complexity.¹³

The similarity of the five previous studies with the current research is that the previous and current studies both focus on two variables, namely

¹¹ Yuni Ananingsih, "Efektivitas Inquiry Based Learning (Ibl) Padapembelajaran Reaksi Oksidasi-Reduksi untuk Peserta Didik Kelas Xsma Kolombo Yogyakarta," 2012.

¹² Ifani, Nurpahmi, and Ahmad, "Developing Inquiry Learning Model-Based English Instructional Materials for the Seventh Grade of Junior High School."

¹³ "Gary Nottis at," n.d.(2018)

ELT materials and inquiry learning models. The difference between previous research and current research is that previous research still focused on ELT material only in class VII junior high school and used the ADDIE learning model, while in the current research, researchers will develop ELT material using the 4D learning model which focuses on class VIII Islamic boarding schools.

F. Product Specification

The end result of the product that will be developed later is in the form of learning modules based on a scientific approach. Product specifications to be developed in the research are:

1. The learning module developed are in accordance with the English subject material in the eighth grade class of MTs Islamic Boarding School Abnaul Amir Gowa.
2. The appearance of the learning module is more attractive with material that is easy to understand and equipped with something that encourages students to study independently.
3. The appearance of the learning module is more attractive with material that is easy to understand and equipped with something that encourages students to study independently. The developed module contains all learning material from one competency unit or sub-competence being studied.
4. The developed learning module does not depend on other media or does not have to be used together with other learning media.
5. The learning module must have a high adaptive capacity to the development of science and technology.
6. The learning module should be friendly to the user. Every instruction

and presentation of information that appears is very helpful and user-friendly, including the convenience that users can use to respond and access as desired.

7. The learning module is equipped with pictures that match the material being developed
8. The product target is eighth grade MTs students.

Based on the description above, the researcher is interested in researching the development of inquiry-based teaching materials. Teaching and learning activities that occur during the learning process in the classroom at MTs Islamic Boarding School Abnaul Amir Gowa are expected to provide positive value and be beneficial for teachers and students.



CHAPTER II

REVIEW OF RELATED LITERATURE

A. The Theory of Learning and Instructional

1. Learning Theories

Learning theory functions as a basis for implementing learning strategies to achieve desired learning outcomes. There are three main theories of education and groups that have emerged: behaviorism, cognitivism, constructivism, and connectivism.

a) Behaviorism Theory

Behaviorism originated from the research of many psychologists in the early 1900s, such as Watson (1913), Thorndike (1898), and Skinner (1953), who argued that learning occurs through interactions from many environments. Psychologists in the early 1900s, such as Watson (1913), Thorndike (1898), and Skinner (1953), who argued that learning occurs through interaction with the environment. This means that learning outcomes learning outcomes that may be obtained from an individual's response to a stimulus carried out through rules or guidelines based on learning outcomes are how a behaviorist can condition students to achieve the desired results. can come from an individual's response to a stimulus carried out through rules or guidelines based on learning outcomes. This is how a behaviorist can condition students to achieve the desired results. On the other hand, if the stimulus stimulus is reduced, the length of the learning curve in question will be shortened. reduced, the length of the corresponding learning curve will be shortened. This phenomenon is known as extinction.

The aim of learning according to behaviorist theory is to increase students' understanding, but learning can also be seen as a task that prepares students to apply the knowledge they have acquired in the form of lessons, assignments, or tests. Presentation subject matter emphasizes isolated skills or the accumulation of facts following a sequence from part to whole. The emphasis is on skills to re-express the contents of textbooks/mandatory books as well as a strict curriculum sequence so that learning activities rely more on textbooks. Education and assessment have an impact on learning outcomes.

Evaluation emphasizes passive response, skill separately, and usually use a paper and pencil test. Evaluation of learning outcomes requires correct answers. This means that if students answer "correctly" according to the wishes of the teacher, this shows that students have completed their learning assignments. Evaluation of learning is seen as a separate part of the learning activities, and is usually carried out after the completion of learning activities. This theory emphasizes the evaluation of individual student abilities.¹⁴

Principles of Behaviorism Theory

- a) The object of psychology is behavior.
- b) All forms of behavior are returned to reflexes
- c) Emphasizes habit formation
- d) Real and measurable behavior has its own meaning
- e) The mental aspect of consciousness which has no physical form is to be avoided.

¹⁴ I Nyoman Sudana Degeng and Nyoman Sudana, "Teori Pembelajaran 2: Terapan," *Malang: Program Magister Manajemen Pendidikan Universitas Terbuka*, 2006.

b) Cognitivism Theory

Cognitive learning theory began to emerge in the late 19th century as a defense against previous learning theories. This cognitive model proposes that students absorb information and learn through organizing, expanding, and ultimately forming connections between newly acquired and previously acquired knowledge.¹⁵ This model shows how information is obtained. The researchers who put forward this cognitive theory were Ausubel, Bruner, and Gagne. Of the four researchers, each has a unique focus. Ausubel emphasizes managerial (organizing) skills that have a major impact on learning. Bruner is committed to explaining or providing a conceptual framework as a means of helping students understand information obtained from their environment.

1) Characteristics of Cognitive Learning Theory

- a) Learning is a mental process, not a behavioral one.
- b) Students are active as distributors.
- c) Students learn individually with deductive patterns and inductive.
- d) Intrinsic motivation, so no need for stimulus.
- e) Students as actors to guide discovery.
- f) The teacher facilitates the process of insight.

c) Constructivism Theory

In the context of educational philosophy, it can be said that constructivism is an effort to create a modern society based on real examples. Constructivism is the basis of contextual learning, or knowledge constructed by humans that is developed gradually and the results depend on non-trivial changes and context. Knowledge is not just a collection of

¹⁵ David Paul Ausubel, *The Acquisition and Retention of Knowledge: A Cognitive View* (Springer Science & Business Media, 2012).

facts, theories, or laws that are easy to read and understand. Humans must construct this knowledge and equip themselves through real things.

Students can use constructivism theory as a guide to solving problems, recognizing ideas, and overcoming obstacles. Because of their ability to learn new information quickly, students are better able to understand it and apply it in a variety of situations. Additionally, students will learn each concept more thoroughly if they engage in active, silent learning. For a constructivist, learning is an organic process of understanding something, not a mechanical process of gathering facts. In such contexts, learning experiences are characterized by reflection, resolving student conflicts, and consistently challenging students who are not yet fully developed.

According to this theory, human cognition is the result of human construction of observed reality. However, in the long run, this theory was undermined by the discipline of psychology, especially Piaget's cognitive psychology, which focused on the psychological mechanisms that drive cognitive growth. According to constructivist theory, learning is an active process where students construct their understanding. This process is characterized by several things as follows:

- 1) Learning involves the construction of meaning. Students create meaning from what they see, hear, feel, and experience. This construction of meaning is influenced by their existing understanding.
- 2) The construction of meaning is a continuous process throughout life.
- 3) Learning is not a process of accumulating information but focuses more on improving cognitive and thinking through the formation of new concepts. Learning is not the result of external development, but is a process of growth within the individual. It is a development that

encourages discovery and restructuring of individual thinking.

- 4) The process of learning actually occurs when an individual's schema is challenged, thereby stimulating deeper thinking. A state of disequilibrium is a favorable situation for learning.
- 5) Learning outcomes are influenced by learning experiences with the physical world and student environment.
- 6) Student learning outcomes depend on what they already know.

The principles of constructivist learning theory are as follows:

- 1) Knowledge is created by the students themselves.
- 2) Knowledge cannot be transferred from teacher to student; rather, this can only be achieved through students' active participation in discussions.
- 3) Students who actively participate in construction work consistently make changes to the underlying concepts.
- 4) The teacher is only assisting by offering scenarios and recommendations to ensure a smooth construction process.
- 5) Addressing issues that concern the students.
- 6) A learning framework centered on the idea that a question is important.
- 7) Look for and evaluate student feedback.
- 8) Modifying the curriculum in response to what students believe.

d) Connectivism Theory

Connectivism is informed by the knowledge that choices are made in the face of rapid change.¹⁶ As new information is continually acquired, the ability to differentiate between relevant and irrelevant data is critical. The capacity to understand how specific information changes (new) is another important

¹⁶ George Siemens, "Connectivism: Learning as Network-Creation," *ASTD Learning News* 10, no. 1 (2005): 1-28.

factor.

The principles of connectivism are:

- 1) Diversity of opinion fosters learning and knowledge acquisition.
- 2) Making connections between different information sources is the process of learning.
- 3) Human tools might not be the key to learning.
- 4) The capacity to learn more is more significant than current knowledge.
- 5) To support ongoing learning, relationships must be fostered and maintained.
- 6) One essential skill is the capacity to recognize connections between various fields, ideas, and concepts.
- 7) The goal of all clear activities is current knowledge, which is accurate and up to date.
- 8) The actual process of learning is the determinant. The selection of what is learnt and how new information is understood are revealed by the reality that already exists.¹⁷

2. Instructional Theories

Learning theory is based on theories that provide clear guidance on how to help people learn and grow in more effective ways. This theory identifies ideal teaching methods and instructions. Learning strategies are designed in such a way that students can quickly achieve learning goals. Instructional Theory helps in formulating requests for structures for assessment. This provides a clear understanding of the learning process by teaching students

¹⁷ George Siemens, "Connectivism: Learning as Network-Creation," *ASTD Learning News* 10, no. 1 (2005): 1-28.

about what and when it might occur.

To maximize student learning outcomes, the structure emphasizes the creation of learning materials that are structured and well implemented. Learning theory originated in the United States in the late 1970s. This is explained by three basic theories: constructivism, behaviorism, and cognitivism. The first learning theory, developed by Robert Gagne, was presented to the Department of Educational Research at the University of North Florida.

Learning theories are adjusted based on students' learning styles and content. These theories are then used to guide teachers in teaching structures so that students receive the best teaching and understanding. Different methods, models, and strategies form teaching theories. The four components of instructional theory are as follows:

- 1) Design Oriented: It offers practitioners clear direction. Learning starts to focus only on goals. It's also prescriptive.
- 2) Instructional Techniques: Also referred to as learning facilitation techniques. These techniques rely on circumstances such as:
 - a) What should I learn?
 - b) Student
 - c) Educational Settings and
 - d) Restrictions on Instructional Development
- 3) Component Methods: These methods concentrate on the elements of the overall procedure, the categories of general practice, and the standards that the overall strategy must satisfy.
- 4) Probabilistic: The main objective is to raise the likelihood of the intended learning result. Rather than being deterministic, the teaching strategies

are probabilistic.

B. Inquiry Learning Model

1. Definition of Inquiry Learning Model

Inquiry is a type of learning process that is based on observation and investigation through systematic questions. Knowledge is not just about hard data; it is also about the results of the learning process. According to this theory, learning is a mental process that a person goes through that is not mechanical. Through this mental process, it is hoped that the patient can recover completely intellectually, mentally, emotionally and personally. Therefore, during the teaching process, the instructor does not provide a lot of material that needs to be understood; instead, they structure lessons so that students can understand the material on their own.¹⁸

According to Carin and Sund in Ahmadi, the inquiry method is a type of educational activity that minimizes students' ability to search for and solve problems critically, analytically, logically and practically so that they can solve them themselves. With self-awareness.¹⁹ Trowbridge & Bybee posits "Inquiry is the process of defining and investigating problems, formulating hypotheses, designing experiments, gathering data, and drawing conclusion about problems"²⁰

According to them, inquiry is the process of defining and explaining a problem, proposing a hypothesis, conducting experiments, collecting data, and expressing the results of the problem. In more detail, it can be said that

¹⁸ Ifani, Nurpahmi, and Ahmad, "Developing Inquiry Learning Model-Based English Instructional Materials for the Seventh Grade of Junior High School."

¹⁹ Alternatif Desain Pembelajaran yang Menyenangkan, "Ahmadi, Abu. 2005. Strategi Belajar Mengajar. Bandung: CV Pustaka Setia. Arifin, Zainal. 2011. Penelitian Pendidikan Metode Dan Paradigma Baru. Bandung: Remaja Rosdakarya. Basri, Hasan. 2015. Paradigma Baru Sistem Pembelajaran. Bandung," n.d.

²⁰ L Trowbridge, "Bybee," R. W, 1986.

the goal of inquiry-based learning is to provide students with a supportive environment in which they can fully understand scientific concepts and principles.

Piaget (Sund and Trowbridge) defined the Inquiry Model as follows: "Education that prepares the child for independent experience; in a broad sense, observing what is happening, performing tasks, using symbols and looking for answers to questions in themselves. oneself, to relate one's learning to the learning of others, and to compare what one learns with what others learn."²¹

Inquiry-based learning hinders the search and evaluation process. Study material is not given passively. In this learning process, students search for and choose their own learning material, while the teacher acts as a facilitator and guide for the students. Inquiry-based learning is a type of learning that relies on critical thinking and analysis to find and understand answers to questions about various subjects. The process of self-improvement is usually carried out through dialogue between teachers and students. This kind of instruction is also sometimes referred to as "heuristic instruction", which comes from Greek and means "I find". One of the crucial elements contained in the inquisitive model is the psychological element, namely increasing students' sense of self-awareness regarding self-determination. engage in intellectual activities to solve problems.²²

Drawing from a few of these definitions, it can be said that inquiry is the method by which students solve problems by organizing and carrying out

²¹ Sund & Trowbridge. (1973). Teaching Science by Inquiry in the Secondary School. Columbus: Charles E. Merrill Publishing Company.

²²<http://novehasanah.blogspot.com/2016/01/langkah-model-pembelajaran-inkuiri.html> "

experiments, gathering and evaluating data, and coming to conclusions. As a result, students participate both physically and mentally in this inquiry-based learning process to solve problems that the teacher assigns.

2. Characteristics of Inquiry Based Learning Model

This inquiry model deviates from the presumption that people are driven to learn new things from the moment they are born.²³ The surroundings' inherent qualities are those of humanity, from conception to the advantages of affluence. Young people are constantly driven to learn everything they can about the world through their senses visual, mental, tactile, and other.²⁴

The inquiry learning model is characterized by several key elements, which include:

- a. The inquiry strategy places the student at the center of the investigation, emphasizing the maximum amount of student activity for learning
- b. Every task that students complete is meant to help them look for and come up with their own solution to a problem. Thus, teachers are positioned as facilitators and motivators of student learning rather than as learning resources when using inquiry-based learning strategies.
- c. The goal of implementing inquiry-based learning techniques is to foster critical, methodical, and logical thinking.

²³ Nurcholish Arifin Handoyono and Zainal Arifin, "Pengaruh Inquiry Learning Dan Problem-Based Learning Terhadap Hasil Belajar Pkkr Ditinjau Dari Motivasi Belajar," *Jurnal Pendidikan Vokasi* 6, no. 1 (2016): 31, <https://doi.org/10.21831/jpv.v6i1.8114>.

²⁴ Ifani, Nurpahmi, and Ahmad, "Developing Inquiry Learning Model-Based English Instructional Materials for the Seventh Grade of Junior High School."

3. Steps of Inquiry Learning Model

a. Orientation

At this point, the instructor takes action to create a climate that is favorable to learning. During this orientation phase, the following tasks are completed: 1. The subject, goals, and anticipated learning outcomes are explained by the instructor. 2. The instructor uses inquiry-based learning strategies to provide a summary of the lessons. 3. The instructor engages in motivation/apperception, which involves relating the subject matter being studied to real-world examples.²⁵

b. Formulating Problem

Solving a problem involves guiding students toward an issue that has a puzzle in it.²⁶ The problem that has been brought up can aid students in comprehending the pertinent puzzles. When a problem is formulated, the solution to the puzzle is known right away, and students keep looking for it. The search for insightful solutions is an endeavor to grow intellectually via the process of thought. Assist students in this procedure so they can gain important knowledge.²⁷

c. Formulating hypothesis

A hypothesis is a critical analysis of a particular situation that is observed. As a side note, hypotheses need to be considered. Teachers ask various questions, encourage students to think critically so they can

²⁵ Wina Sanjaya, "Strategi Pembelajaran Berbasis Standar Proses Pendidikan," Jakarta: Kencana Prenada Media, 2006.

²⁶ Sanjaya.

²⁷ Ifani, Nurspahmi, and Ahmad, "Developing Inquiry Learning Model-Based English Instructional Materials for the Seventh Grade of Junior High School."

answer questions in the future or discuss various scenarios regarding students' abilities in solving problems related to certain situations.²⁸

d. Collecting Data

The process of obtaining the information required to verify a hypothesis is known as data collection.²⁹ Data collection is a crucial mental process for intellectual development in intuitive learning. Strong learning motivation is necessary for the data collection process, but it also calls for talent and the capacity to apply predictive abilities. Two methods exist for obtaining data, specifically: 1. The instructor poses queries that may inspire pupils to find the information they require. 2. The instructor pushes pupils to apply and discuss what they have learned.

e. Testing Hypothesis

Finding answers that are considered appropriate based on data or information collected from the results of data collection is a testing process. Developing the capacity for logical thinking is another aspect of hypothesis testing.³⁰ Therefore, the advice offered needs to be backed up by reliable and verifiable data in addition to being based on argument. The teaching method involves teachers giving students practice in developing their racial reasoning skills, which aims to ensure that learning is not only based on the teacher's arguments but also needs to be supported by verifiable data.

²⁸ Sanjaya, "Strategi Pembelajaran Berbasis Standar Proses Pendidikan."

²⁹ rendy Triandy, "Pembelajaran Mengidentifikasi Ide Pokok Dalam Artikel Dengan Metode Inquiry Pada Siswa Kelas X Sma Pasundan 2 Bandung: Metode Inquiry: Ide Pokok: Teks Artikel," *Literasi: Jurnal Ilmiah Pendidikan Bahasa, Sastra Indonesia dan Daerah* 7, no. 2 (2017): 143–152.

³⁰ Sanjaya, "Strategi Pembelajaran Berbasis Standar Proses Pendidikan."

f. Formulating Conclusion

According to Sanjaya, conclusions are the procedure for explaining a subject based on the results of hypothesis testing.³¹ To achieve the desired results, Teachers need to be able to give pupils pertinent information. One thing teacher can do is complete teaching by asking students to convey their reflections based on the results of their hypothesis testing. To achieve the desired results, teachers must be able to present the relevant data to students. One thing teacher can do is complete teaching by asking students to convey their reflections based on the results of their hypothesis testing.

C. ELT Material

1. Definition of ELT Material

The state of Tomlinson Everything that can be used to aid in language learning is considered "material." They can be given in printed form and can be linguistic, visual, auditory, or kinesthetic.³² They can be exploratory, explanatory, experiential, instructional, or learners about language; they can offer opportunities for language use, encourage language use, or assist learners in making their own discoveries about language.

2. Characteristics of Teaching Materials

The characteristics of teaching materials including:

- a. Give directions/study instructions for teachers and students student.
- b. Clearly stated the competencies you want developed.
- c. There is supporting information.
- d. There are practice questions
- e. Availability of student worksheets (LKS).

³¹ Sanjaya, "Strategi Pembelajaran Berbasis Standar Proses Pendidikan."

³² D. Fadly Pratama Jajang Bayu Kelana, *Bahan Ajar Ipa Berbasis Literasi Sains, LEKKAS Jl. Udawa No. 18 A Bandung 40172*, vol. 0, 2019.

- f. Clear evaluation tools.³³

3. Types of Teaching Materials

The types of teaching materials are very diverse, some are printed as well as nonprint. Print teaching materials include:

a. Handouts

Handouts contain important information from the course material. This is designed to help students understand the subject matter clearly and accurately. Teachers can create handouts based on online references or books. The use of handouts for inner learning is very popular. Apart from the uneven surface, the manufacturing process is quite simple. There are several handouts Functions in learning activities include:

- 1) Help students not to take notes.
- 2) A means of accompanying the teacher's explanation.
- 3) Student reference material. Motivate students to be more active in learning.
- 4) Reminder of the main points of the material taught by the teacher.
- 5) Give positive feedback Learning evaluation.

b. Module

Module is Modules are teaching materials that have been prepared in a certain format by the teacher and are intended so that students can read or study them independently.³⁴ In general, modules cover topics such as learning objectives, required competencies, learning materials, background

³³ Andi Prastowo, "Pengembangan Bahan Ajar Tematik" (Yogyakarta: Diva Press, 2013).

³⁴ Karl Steffens, "Competences, Learning Theories and MOOC s: Recent Developments in Lifelong Learning," *European Journal of Education* 50, no. 1 (2015): 41-59.

information, teaching principles, work instructions, evaluation, and evaluation gaps.

c. Book

A book is a collection of mathematical data that represents the results of a person's understanding in written format. Books are explained as clearly as possible, preferably in simple language that includes illustrations, descriptions, and other details. Books can help teachers and students learn science according to the assigned subject matter. Books are divided into several types, namely:

1. Source books, namely books that can be used as sources references, references and sources for scientific studies certain complete arrangement.
2. Reading books, namely books that are used for materials reading only, for example novels, stories, etc.
3. Handbooks, namely books that are commonly used by teachers or teacher in carrying out the process learning. Textbooks, namely books used in the process learning. It contains learning material to be taught.³⁵

d. Student Worksheets (LKS)

LKS is learning content that is prepared so that students can learn it themselves.³⁶ Learning materials, summaries and assignments related to the subject matter are LKS. Along with content-related assignments, students receive structured guidance on how to understand the material presented.

³⁵ Jajang Bayu Kelana, *Bahan Ajar Ipa Berbasis Literasi Sains*.

³⁶ Steffens, "Competences, Learning Theories and MOOC s: Recent Developments in Lifelong Learning."

While non-printed teaching materials include:

1) Audio

Audio learning materials are educational materials that are used to convey messages or information through graphics and animations so that students can understand them. The application of audio technology can be used in individual, group, or mass education. The types of audio are:

- a. Audio tape (roll or cassette).
- b. Audio disc.
- c. Radio (broadcast recording).³⁷

2) Audio visual

Audiovisual learning materials are educational resources that are used to convey messages or information through graphics and text so that communication becomes more varied. There are two types of audio visual media: video and film, VHS, and DVD.

3) Interactive multimedia

Interactive multimedia is a very complex educational tool, combining various educational materials such as text, graphics, animation, audio and video to create an interesting collection. The types of interactive multimedia are:

- a. Online interactive multimedia. For example: website, Gmail, blogs, and so on.
- b. Offline interactive multimedia. For example: interactive CD, software-based learning media (adobe flash), and so forth.³⁸

³⁷ Jajang Bayu Kelana, *Bahan Ajar Ipa Berbasis Literasi Sains*.

³⁸ Jajang Bayu Kelana, *Bahan Ajar Ipa Berbasis Literasi Sains*, vol. 0, p. .

D. Development Models

An analytical technique called research and development is used to enhance and perfect products that are eventually going to be developed in the education sector. This kind of research can employ a variety of research models as guidelines; models used in research and development are included in the list below.

1. Borg dan Gall Model

Borg & Gall claim that this development model employs a waterfall flow during the model's development phase.³⁹ The ten stages of the Borg and Gall development model result in a relatively limited scope: Research and data gathering, planning, field testing (preliminary and main field tests), refining the initial product (revision of the main product), field testing (main field trials), enhancing field test results (revision of product operations), field testing (operational field tests), and final product revision are the first nine steps in the process.⁴⁰

The following is a detailed account of the stages that this research was developed through.

- a) Research and information gathering (research and data gathering via surveys); this step includes literature reviews pertinent to the issues under investigation as well as the setup for creating a research framework.
- b) Planning, or planning, comprises developing problem-related skills and expertise, figuring out the objectives to be met at each stage, and, if required, conducting a limited feasibility study.

³⁹ R Borg Walter, Meredith D Gall, and Joyce P Gall, "Educational Research: An Introduction" (New York: Longman Inc, 1983).

⁴⁰ Borg Walter, Gall, and Gall.

- c) Create the preliminary form of the product, which is the development of the product's initial form, i.e., the creation of the product's initial form to be produced. This step includes creating manuals and guidelines, creating supporting components, and determining whether supporting tools are feasible.
- d) Initial field testing, which entails carrying out small-scale field trials. by incorporating six to twelve subjects. At this stage, questionnaires, observations, and interviews can be used to gather and analyze data.
- e) Primary product revision, which consists of enhancing the first product manufactured in light of the preliminary trial's findings. Based on the results of the limited trial, it is highly likely that this improvement will be made more than once in order to obtain a main product (model) draft that is prepared for larger trials.
- f) Primary field testing, also known as main trials, in which every student participates.
- g) Operational product revision, which entails enhancing the outcomes of larger trials to make the product being developed an operational model design that is prepared for validation.
- h) Operational field testing, also known as operational field trials, is the stage of testing that validates the created operational model.
- i) Final product revision, which entails enhancing the model created to create the finished product one last time.
- j) The process of distributing and putting into practice the developed product or model in the field is known as dissemination and

implementation.⁴¹

2. ADDIE Model

Analysis, design, development or production, implementation or implementation management, and evaluation are the five stages or development phases that make up the model.

ADDIE Development Research Model Phase:

a. Analysis

Analyzing the requirements for new product development (models, methods, media, and raw materials) is the first stage in the ADDIE model development study. Examine the development strategy and product quality. A product's development process may be the source of an issue with an implemented or current product. Products that are already on the market or that are no longer relevant to needs relating to technology, education, student characteristics, and other factors can give rise to issues.

b. Design

Research into the development of ADDIE's regular design freshness model starts from designing product concepts and content. Well-crafted designs for each product category. The process of designing or manufacturing a product is explained clearly and accurately. This product design is more conceptual and will influence the future development process.

c. Development

The ADDIE development research model includes development activities that involve bringing the previously created product design to life. A conceptual framework for introducing new products was created in the earlier phase. That skeleton is still After that, the concept is turned into a

⁴¹ Borg Walter, Gall, and Gall.

functional product. Instruments to measure performance products must also be made at this point.

d. Implementation

The goal of product application in the ADDIE development research model is to gather user feedback on created or developed goods. You can get early feedback (initial evaluation) by posing inquiries about the objectives of product development. Application is completed with reference to the created product design.

e. Evaluation

At the last stage, validators validated the teaching materials developed by the module to ensure the feasibility of the resulting product to be used as a learning.⁴²

3. 4D Model

Among the research and development techniques is the 4D model. Learning tools are developed using the 4D model. In 1974, S. Thiagarajan, Dorothy S. Semmel, and Melvyn I. Semmel created the 4D model. The benefits of the 4D model as stated by Vahlia and Agustina "There are benefits to using this 4D development model. Material and task analysis will be used to determine specific learning objectives, making it simpler to describe general to specific learning objectives. The main reason for choosing to use this 4D model is that it provides a detailed explanation of each step in the development procedure, outlining the researcher's process for creating teaching materials, books, or other teaching materials. There are four stages to the 4D model development process: Define, Design,

⁴² Walter Dick, Lou Carey, and James O Carey, "The Systematic Design of Instruction," 2005.

Develop, and Disseminate.⁴³

a. Define phase as known as analysis phase.

When creating a product, the developer must consult the development requirements, conduct analysis, and gather data regarding the scope of the work that needs to be done. An examination of prior studies and literature can be used to define or analyze needs at this stage. Five activities can be completed at the define stage, according to Thiagarajan et al. These include:

1) Front-end Analysis

Thiagarajan states that preliminary analysis was done in order to pinpoint the fundamental issues that arose during the learning process and provide context for the need for improvement. The researcher/developer gets a description of the situation and potential solutions by performing a preliminary analysis. This can assist in deciding which educational resources should be created.

2) Learner Analysis

According to Thiagarajan Learner analysis is an activity to identify the characteristics of students who are targeted for the development of learning tools.⁴⁴ The characteristics in question are related to academic abilities, cognitive development, motivation and individual skills related to learning topics, media, formats, and language.

⁴³ Thiagarajan, Dorothy S., and dan Melvyn I. Semmel (1974: 5). Semmel, "Pengembangan Model 4-D. Model Pengembangan 4-D (Four D)," *International Journal of Science*, 1974, 89.

⁴⁴ Thiagarajan, Dorothy S., and dan Melvyn I. Semmel (1974: 5). Semmel, "Pengembangan Model 4-D. Model Pengembangan 4-D (Four D)," *International Journal of Science* (1974): 89

3) Task Analysis

According to Thiagarajan task analysis aims to identify the skills that the researcher examines and then analyzes them into a set of additional skills that may be needed.⁴⁵ In this case, educators analyze the main tasks that students must master so that students can achieve the specified minimum competencies.

4) Concept Analysis

In concept analysis identification of the main concepts to be taught is carried out, putting them in a hierarchical form, and detailing individual concepts into critical and irrelevant matters. Concept analysis apart from analyzing the concepts to be taught also arranges the steps to be carried out rationally.

5) Specifying Instructional Objectives

According to Thiagarajan, Formulation of learning objectives is useful for summarizing the results of concept analysis (concept analysis) and task analysis (task analysis) to determine the behavior of research objects.⁴⁶ This summary will become the basis for compiling tests and designing learning tools to be integrated into the learning materials that will be used.

⁴⁵ Thiagarajan, Dorothy S., and dan Melvyn I. Semmel (1974: 5). Semmel, "Pengembangan Model 4-D. Model Pengembangan 4-D (Four D)," *International Journal of Science* (1974): 89

⁴⁶ Thiagarajan, Dorothy S., and dan Melvyn I. Semmel (1974: 5). Semmel, "Pengembangan Model 4-D. Model Pengembangan 4-D (Four D)," *International Journal of Science* (1974): 89

b. Design phase.

There are 4 steps that must be passed at this phase, namely constructing criterion-referenced tests, media selection, format selection, and initial design.⁴⁷

1. Constructing Criterion-Referenced Test

One step that links the defining and design stages is the creation of test standards. The outcomes of the examination of the learning objective specifications and student analysis serve as the foundation for the development of test standards. A grid of tests for learning outcomes is created from this. The exam is tailored to each student's cognitive ability, and scoring guidelines and important answer questions are included in an evaluation guide that is used to score test results.

2. Media Selection

In general, the process of choosing learning materials involves determining which ones are pertinent to the attributes of the subject matter. The concept analysis, task analysis, user characteristics of the students, and development plans utilizing multiple media variations are taken into consideration when choosing the media. The selection of media ought to be predicated on optimizing the utilization of instructional resources during the creation of instructional materials for the educational process.

⁴⁷ Thiagarajan, Dorothy S., and dan Melvyn I. Semmel (1974: 5). Semmel, "Pengembangan Model 4-D. Model Pengembangan 4-D (Four D)," *International Journal of Science* (1974): 89

3. Format Selection

The process of developing learning tools involves choosing formats that will help create learning media designs as well as strategies, approaches, methods, and learning resources.

4. Initial Design

the learning device's initial design is its complete layout, which needs to be finalized before the trial is conducted. This design incorporates a range of organized learning exercises as well as the application of various learning capacities through instruction.⁴⁸

c. Development Phase

The creation of a development product takes place during the development stage. This phase is divided into two parts: developmental testing (development trials) and expert evaluation followed by revisions.

1. Expert Appraisal

Expert appraisal is a method for getting recommendations for material improvement, according to Thiagarajan et al. by having experts evaluate the learning materials and soliciting suggestions for how to make them better. The learning materials were then developed and revised in accordance with expert advice. It is expected that learning tools with high technique will be more accurate, efficient, and tested through expert judgment.

⁴⁸ Thiagarajan, Dorothy S., and dan Melvyn I. Semmel (1974: 5). Semmel, "Pengembangan Model 4-D. Model Pengembangan 4-D (Four D)," *International Journal of Science* (1974): 89

2. Developmental Testing

Development testing is done to gather firsthand feedback on the prepared learning resources from observers and students in the form of comments, reactions, and responses.⁴⁹ In an effort to provide reliable and consistent learning resources, trials and revisions were conducted repeatedly. In an effort to provide reliable and consistent learning resources, trials and revisions were conducted repeatedly.

d. Disseminate Phase

The dissemination stage is the last in the creation of 4D model learning tools. Thiagarajan made the observation that although they are frequently disregarded, the last phases of final packaging, diffusion, and adoption are the most crucial. The goal of the dissemination stage is to get the developed product in front of as many people as possible individuals, groups, or systems. Selective material packaging is necessary to create the desired shape.⁵⁰

From the three Research and development models above, the researcher will use the 4D development model because the 4D model does not require a relatively long time and the stages are relatively not too complex.

E. What Are You Doing Unit

This unit contained specific terms used when trying to understand ongoing events. The explanation on this topic used the Simple Present

⁴⁹ Thiagarajan, Dorothy S., and dan Melvyn I. Semmel (1974: 5). Semmel, "Pengembangan Model 4-D. Model Pengembangan 4-D (Four D)," *International Journal of Science* (1974): 89

⁵⁰ Thiagarajan, Dorothy S., and dan Melvyn I. Semmel (1974: 5). Semmel, "Pengembangan Model 4-D. Model Pengembangan 4-D (Four D)," *International Journal of Science* (1974): 89

Continuous Tense. Simple Present Continuous Tense referred to the form of tense that is applied to an ongoing situation or to a situation in which a conversation is taking place. First of all, the action has already started and will not end once the discussion is over. This suspense can be used to illustrate a story that occurs in one event and/or over a long period of time.

This tense is also called Present Progressive Tense. The tense in question can be used to describe a hypothetical situation that may occur or will occur in the future. In the present continuous tense, a situation or event is presented that is currently taking place, occurs frequently, and can be carried out or continued in the future.

F. Development Framework

This research seeks to develop English teaching materials for grade 8 MTs (Upper Middle) students. In developing English teaching materials, researcher must know the needs of the subjects and types of learning that are currently trending before being developed so that the teaching materials developed are appropriate because they build according to their needs based on the current curriculum. After that, the researcher began to conduct a needs analysis to obtain data on students' needs for English teaching materials. Similar to Hutchinson and Waters, stated that any language course should be based on a needs analysis. Needs analysis is very important because it provided data that directs English teaching materials to fit the current curriculum. In addition, it provided data for reviewing and evaluating outdated teaching materials.⁵¹

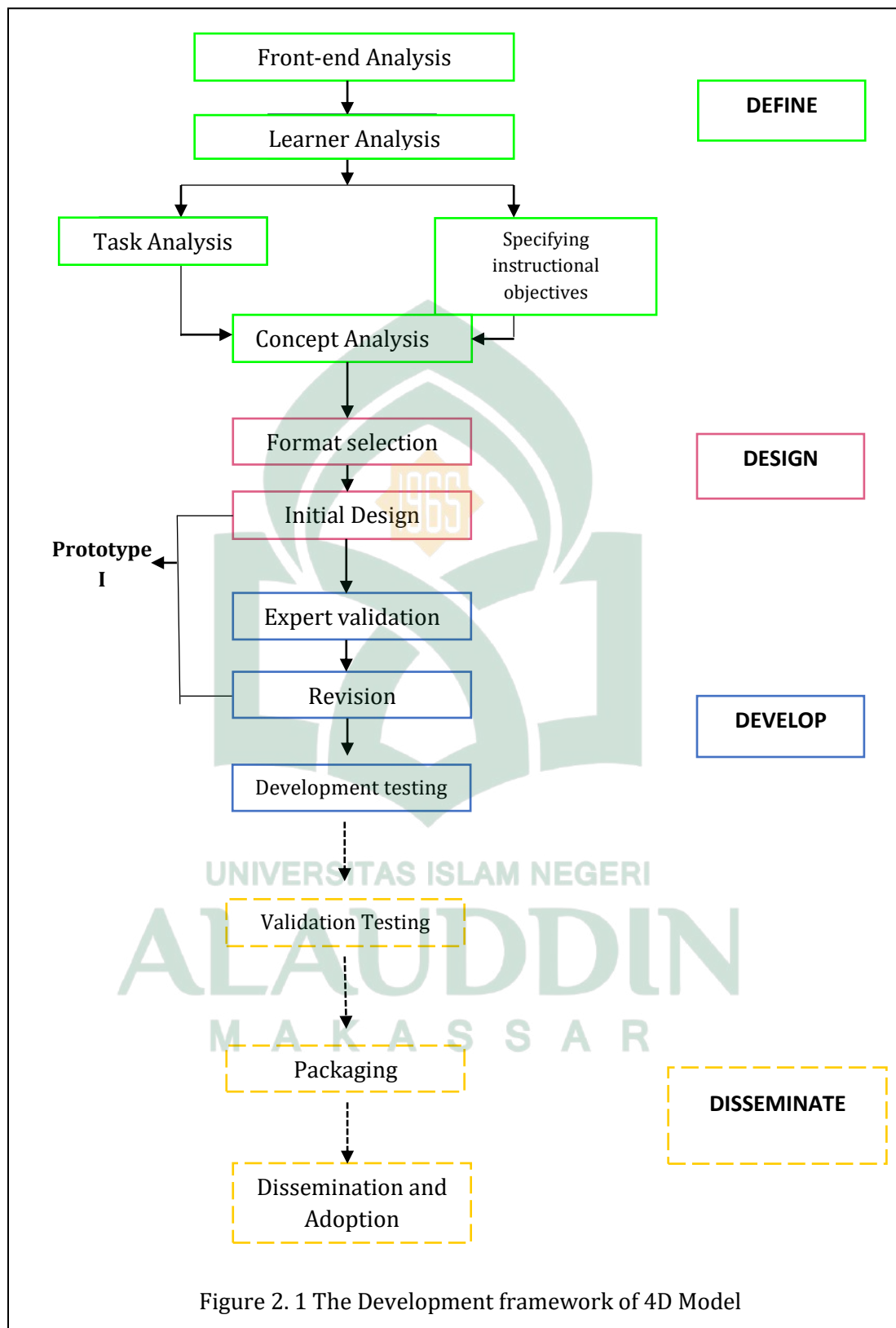
Some concepts of analysis that can be used to determine what the

⁵¹ Handoyo Puji Widodo, "Approaches To Needs Analysis in Esp Curriculum Development," *The European Journal of Applied Linguistics and TEFL* 18, no. 3 (2017): 127-46.

needs of learners are target-situation use analyses, target-situation linguistics analyses, target-situation learning analyses, present-situation analyses, gap analyses, individual-differences analyses, right analyses, classroom-learning analyses, classroom-teaching analyses, means analyses, and language audits, according to Brown.⁵² In addition, the framework developed will be used to conduct the need analysis. This framework comprises the following elements: learners' personal and professional information; information in the target language regarding the environment, learners' needs from the course, their deficiencies, the need for language learning, and how to communicate in the target language.

4D models were employed by the researcher in this study. Among the research and development techniques is the 4D model. Learning tools are developed using the 4D model. In 1974, S. Thiagarajan, Dorothy S. Semmel, and Melvyn I. Semmel created the 4D model. The benefits of the 4D model as stated by Vahlia and Agustina "There are benefits to using this 4D development model. Material and task analysis will be used to determine specific learning objectives, making it simpler to describe general to specific learning objectives. The main reason for choosing to use this 4D model is that it provides a detailed explanation of each step in the development procedure, outlining the researcher's process for creating teaching materials, books, or other teaching materials. There are four stages in the 4D model development process: Define, Design, Develop, and Disseminate.

⁵² James Dean Brown, *Introducing Needs Analysis and English for Specific Purposes* (Routledge, 2016).



CHAPTER III METHODOLOGY

A. Research Type and Location

1. Research Type

In this research, researcher used the Research and Development (R&D) method. R&D is referred to as a research method that analyzes student problems, studies the theory behind the growth of educational products, develops educational products, validates educational products with experts, and improves products on the market. In addition, research and development (R&D) is defined as a process with the aim of improving and validating educational product.⁵³ In addition, educational research and development (R&D) is also defined as a process aimed at developing and verifying educational products.⁵⁴ It consisted of a number of steps commonly referred to as the "R&D cycle", which involved researching the research findings related to the product to be developed, developing the product based on the findings, conducting field tests in the environment where it will eventually be used, and making revisions that can be corrected defects found during the field test phase.⁵⁵

This study required an analysis of the needs to produce a product and research to determine the effectiveness of the product so that it can function in local communities. The products that will be presented are

⁵³ Khawaja Fawad Latif, "An Integrated Model of Training Effectiveness and Satisfaction with Employee Development Interventions," *Industrial and Commercial Training* 44, no. 4 (2012): 211-22.

⁵⁴ Meredith Damien Gall, Walter R Borg, and Joyce P Gall, *Educational Research: An Introduction* (Longman Publishing, 1996).

⁵⁵ Gall, Borg, and Gall.

English language books. The model used for educational development is called the 4D model. There are four steps in a 4D model: define, design, develop, and deploy. In the analysis process, researcher analyzed needs; At the definition stage, the researcher conducted a case study by interviewing an English language expert. After conducting the survey, the researcher collected data and also analyzed each basic skill on the K-13 scale as well as the method of preparing material in the interview textbook. Researcher begin material preparation by collecting data from previous test results. Next, in the development stage, researcher used material from English textbooks. At the end of the dissemination stage, the module was used in schools to analyze data regarding potential impacts or dampeners to improve student learning achievement.

2. Research Location

The location of this research would be carried out at MTs Islamic Boarding School Abnaul Amir Gowa which is located on Jl. Moncobalang, Bontosunggu, Kec. Bontonompo Seatan, Gowa Regency, South Sulawesi 92153. MTs Islamic Boarding School Abnanul Amir Gowa is a secondary school with an accreditation that has good quality learning and is ready to compete in the modern industrial world. Study time at MTs Islamic Boarding School Abnaul Amir Gowa is in the morning. Even though it has met the requirements and has accredited A, the school has not used the smart school system (students are more active and creative) in the learning process.

The researcher interested in doing a research in this school because even though it has met the requirements and has accredited A, the school has not used the smart school system (students are more active and creative) in the

learning process and the researcher is curious about how students learn and what media that they use.

B. Research approach

Research approach is a general term used to describe the way in which research will be conducted. Design is used to gain insight into the research questions asked. Two tests were used in this study that were conducted cooperatively, impartially, and ultimately useful: qualitative and quantitative tests. This is related to the findings of Bryman (Syamsudin and Damaianti) who stated that the following methods of combining qualitative and quantitative research can be carried out appropriately: 1) triangulation analysis, namely the results of one type of research can be compared with the results of other research. The results of other types of research. Other types of research, 2) qualitative research tools in quantitative research, 3) quantitative research tools in qualitative research, and 4) qualitative and quantitative research combined to provide an, overview.⁵⁶

The qualitative approach is a research procedure that produces descriptive data, speech or writing and the behavior of the person (subject) as can be observed, carried out in a natural setting, the data collected is generally.⁵⁷ In this research, namely in the preliminary study and preparation of model development stages, using a qualitative approach.

⁵⁶ Damayanti S Vismaia and A R Syamsudin, "Metode Penelitian Pendidikan Bahasa," Bandung: PT Rosdakarya, 2007.

⁵⁷ Lexi Moleong, "Metode Peneltian," Jakarta: Rineka Cipta, 2010.

Quantitative research is evaluation using logistic and deductive reasoning methods, relationships as results, theory testing, objective analysis and statistical tests. This research uses quantitative methods at the trial stage.⁵⁸

C. Design Of Research and Development

The research procedure in this study began with the definition stage. In this phase, researcher conducted research on long-term memory using a teacher's English vocabulary. After conducting the research, the researcher carried out measurements and also analyzed the basic competencies of each individual K-13 student as well as the method of preparing the material contained in the book above. In this chapter the researcher analyzes student needs using a questionnaire and analyzed student competencies based on the 2013 curriculum. After analyzing the data, the researcher created learning outcomes and indicators based on the results of the competency analysis and basic needs of the 2013 curriculum.

The second phase was design. After obtaining several inventory needs (topics) at the definition stage, the researcher continued by sorting the prepared materials according to the model to be used. Researcher analyzed material that has been published in the previous stage. The researcher began to prepare materials by collecting data from test analysis results. After analyzing this, researchers began to find blueprints that were destroyed by the syllabus in the 2013 curriculum.

The third phase was development, the researcher collected all the prepared materials and then prepared the blue. The material structure was developed based on an inquiry-based learning model which included several

⁵⁸ Sudarwan Danim, "Menjadi Peneliti Kualitatif: Rancangan Metodologi," *Presentasi Dan Publikasi Hasil Penelitian Untuk Mahasiswa Dan Peneliti Pemula Bidang Ilmu-Ilmu Sosial, Pendidikan Dan Humaniora*, Penerbit Pustaka Setia, Bandung, 2002.

components: orientation, formulating problem, formulating hypothesis, collecting information, testing hypothesis and formulating conclusion.

The fourth was disseminate phase. At this final stage, the module was used in schools to analyzed data regarding potentials or obstacles to improve the performance of students' learning processes. This phase was not conducted due to delimited research time.

D. Data Collection Procedures

Data collection techniques according to Sugiyono are the most important step in research, because the purpose of research is to obtain data. The researcher who is directly involved in the field collected data, seeks information, initiated observations, and provided conclusions. In qualitative and quantitative research, initially unclear problems became clear when researcher go directly to the field to start collecting research data. The data collected and researched must follow the truth, for this reason, if you were at the location, all the data collected must be observed and written properly so that there are no mistakes in presenting the data. There are 3 data collection techniques that the researcher uses, including:

1. Observation

According to Nasution, written by Sugiyono, observation is the basis of all knowledge; scientists are limited to working with data, or facts about the world obtained through observation. For Marshal, through observation, researchers learn about the subject and the subject's sources of knowledge. It is called an observational research methodology, because the absence of observations means that the data collected also includes invalid and inappropriate data.

The researcher used this type of observation research to obtain results by observing the learning process in the classroom. In observation, the researcher was in the classroom and observed every activity. More focused on seeing the teaching material and method that the teacher uses and how students are during the learning process. Observations were used to find information and collect research data in order to increase students' motivation while learning English at Islamic Boarding School Abnaul Amir Gowa. It is important to provide observations so that the research can carry out according to the data obtained.

2. Interview

According to Esterberg proposed by Sugiyono, interview data collection technique is a meeting of two people to exchange ideas with questions and answers to obtain information, so that meaning can be constructed in a topic. As important as observation, interviews can also be conducted at the same time as observation. Without an interview, research cannot run well, because with interviews, researcher can get a lot of information from sources person.

The researcher used interviews in collecting research information, some information the researcher took later to be used as the final result of the study. The researcher discussed a question and answer, meaning that here the researcher was given some interview questions about the teacher's teaching method then the teacher was given the appropriate answer. By interviewing teachers, the researcher can find the teacher's teaching material and method for increasing learning motivation of students while learning English in the classroom.

3. Documentation

Documentation is a way to get results or evidence clearly and accurately, whose function is critical to record every activity. The researcher's documentation is a list or table of all activities during the observation and interview process accompanied by pictures. Later, a checkmark for activities that have been carried out and that have not were marked with a cross (x). This way, researcher can determine what research processes have been carried out.

E. Research Subject

The research took place at Islamic boarding school Abnaul Amir Gowa. This involved several research participants. They would be selected based on random sampling in order to collect data. Therefore, this study used several data sources by involving students and teachers of Abnaul Amir Gowa Islamic boarding school and experts. For more details, the research subjects are described as follows:

1. Students (Target Group): 20 students would be the subjects or people addressed to this development.
2. Teachers (Audience Group): 2 teachers.
3. Validators: 2 experts be involved in this research due to make sure the appropriateness of the materials. The validators are selected directly by the department based on their fields and adjusted to what will be validated.

F. Research Instruments

The following are tools used to obtain data as a result of this research:

1. Documents

Document is one of the instruments in conducting research. Documents are used to assist researcher in completing data in research. Researcher analyzed documents such as teaching materials and syllabus. The purpose of the analysis is to find out the information needed for raw material development. The document contains the 2013 revised edition of the curriculum syllabus, discussion of basic competencies, and blueprint material. Added by the government in 2017.

2. Questionnaire

The questionnaire is a primary data collection tool with a survey method to obtain respondents' opinions. According to Sugiyono a questionnaire or questionnaire is a data collection technique that is carried out by giving a set of questions or written statements to respondents to answer.⁵⁹

The types of questions in the questionnaire are divided into two, namely: open and closed. Open questions are questions that expect the respondent to write down the answer in the form of a description of something. Conversely, closed questions are questions that expect a short answer or expect the respondent to choose one alternative answer from each of the available questions. Each questionnaire requires an answer in the form of nominal, ordinal, interval, and ratio data, is a form of closed questions.

In this study, the researcher used closed questionnaire in three ways,

⁵⁹ Dr sugiyono Prof., "Prof. Dr. Sugiyono, Metode Penelitian Kuantitatif Kualitatif Dan R&d. Intro (PDFDrive).Pdf," *Bandung Alf*, 2011.

namely: obtaining information from needs analysis, considering the validity of the material to be developed and assessing the acceptability of the material to be developed. The Questionnaire adapted from Brown's and would be given to students. This questioner helped the researcher to find out the data about the linguistic needs and the learning needs from the student to be analyzed.⁶⁰

3. Validation Checklist

Validation check list is a form of instrument in which the respondents just need to put a check mark in the column provided on the sheet instrument. The tool used by experts to assess the results of products developed or created by researcher is a validation checklist.⁶¹ Validation checklist adapted from Ghobrani and Widyatmoko cited by Sukirman and filled out by the validators.

G. Data Processing and Data Analysis Technique

According to (Tegeh) explained that data analysis techniques in research and development use qualitative and quantitative techniques.⁶² The following are data collection techniques in development research, including:

⁶⁰ I Komang. I Kadek Surya Atmaja Sukendra, *Instrumen Penelitian, Journal Academia*, 2020.

⁶¹ Komang. I Kadek Surya Atmaja Sukendra, *Instrumen Penelitian, Journal Academia*, 2020.

⁶² I Gusti Ngurah Agung Wiratemaja, I Made Tegeh, And Ketut Pudjawan, "Pengembangan Multimedia Pembelajaran Mata Pelajaran Bahasa Inggris Kelas X Semester Genap Di Smkn 2 Sukawati," *Jurnal Edutech Undiksha* 2, No. 1 (2014).

1. Qualitative Analysis Techniques

This technique followed several steps taken by Miles and Huberman. They emphasized that qualitative data analysis should consist of three procedures. The first step is data reduction. The second is data display. The third is drawing conclusions.

In the process of data reduction, data analysis and verification, it is a very flexible method and is not affected by the limitations of current technology, Because of the close relationship between the data points mentioned above both during and after data collection, the Miles and Huberman model is also known as the "Interactive Model". Based on the explanation given by Agus Salim, the following can be explained briefly:

a. Data condensation

At this stage the researcher collected data based on data that has been obtained through questionnaire analysis and has been provided with analysis to understand the results obtained from questionnaire analysis from the student validation team.

b. Data Display

The data that has been obtained was presented in the form of a description descriptive in detail and briefly. The description was in the form of an overview of the results of data acquisition as a whole.

c. Verification and Conclusion Drawing

In this phase, the researcher observed a certain result after going through the previous two phases. Suggestions for further diversification made by the researchers themselves were then verified by the advisory board.⁶³

⁶³ Agus Salim, "Teori Dan Paradigma Penelitian Sosial: Buku Sumber Untuk Penelitian Kualitatif Edisi Kedua," *Yogyakarta: Tiara Wacana*, 2006.

2. Quantitative Analysis

Initially, in collecting data from students and professionals, researcher used gap analysis and validation checklists. One type of question is linguistic and learning questions which are used to measure all needs. Because the subjects of this research are students from class VIII Islamic boarding schools, the researcher will use a yes/no question and answer method to determine the needs of the subjects.

Secondly, the quantitative data analysis technique used to find the result of the questionnaire displayed below:

$$\Sigma = (\text{VII-A}) + (\text{VII-B}) + \text{VII-C}$$

Where: Σ = total number of students

f_x = number of students in each class

The researcher used the formula below to analyze the data from the questionnaire:

Formula for yes answer

$$\Sigma \text{ yes} = \text{yes (VII-A)} + \text{yes (VII-B)} + \text{yes (VII-C)}$$

Formula for no answer

$$\Sigma \text{ no} = \text{no (VII-A)} + \text{no (VII-B)} + \text{no (VII-C)}$$

The researcher compared the yes and no answers after obtaining the data, and the data that was greater than the other was chosen as the outcome.

The total data examined to identify the target group's needs inventory for language learning, which is then the foundation for developing learning goals and objectives and creating instructional materials.

The following data analysis method was employed to determine the product's developed validity level result:

$$\bar{x} = \frac{y_1+y_2}{n}$$

Where: \bar{x} = the average of rating scale

y = the expert

n = total number of expert

The scale of validity level of the product developed displayed below:

Table 3. 1 level of validity adapted from Ayu et al. (2018)

NO	Criteria of Validity	Descriptive rating
1	Not Valid	1.00-1.50
2	Less Valid	1.51-2.50
3	Valid	2.51-3.50
4	Very Valid	3.51- 4.00

The table above shows the criteria of validity rate of the product developed. There are five criteria of the validity rate based on the table from not valid until very valid and with the descriptive rating from 1.00 until 4.00.

CHAPTER IV

FINDING AND DISCUSSION

This chapter presented the result of the findings. It was intended to clarify the research questions. Data collected during the research was analyzed and evaluated systematically and critically for each stage. The analyzed data is often used in all stages of developing ELT material for class VIII students at the Abnaul Amir Gowa Islamic Boarding School.

All research and analysis were carried out using a systematic approach based on a 4D trajectory model. In other words, this section included the results of the needs analysis, the systematic process of syllabus preparation and design, the material development process, and validation of the academic books produced.

A. Research Finding

Researcher conducted research and analyzed data comprehensively from all research instruments, including tests and questionnaires. To achieve the research objectives, researcher have analyzed the data systematically and observably. The analyzed data is used to highlight important points regarding the research objectives. These three texts are the results of experiments in this chapter that explained as follows:

The first part showed the description of gathering and analyzing information through an analysis of previous research to improve students' motivation in eighth grade at Islamic Boarding School Abnaul Amir Gowa.

The second part explained the design of learning tools to increase the motivation of class VIII students at the Abnaul Amir Gowa Islamic Boarding School.

The third part described the process of producing development products to increase the motivation of class VIII students at the Abnaul Amir Gowa Islamic Boarding School.

1. The Result of Define Phase

a. Preparation in Getting the Needs Analysis

The researcher listed the components to be examined, the information type required, and the tools to be used in this section. The information needed through the stage of needed analysis included to find out the learning styles of students, the challenges students encounter when learning English in class VIII, and the learning resources that students find most appealing. There are two groups involved: the twenty eighth-grade students studying the material for the 2022–2023 academic year at Abnaul Amir Gowa Islamic Boarding School, and the education department staff. Two questionnaires were used to carry out this step: one served as a validation benchmark for the previously prepared teaching materials, and the other contained multiple questions about the material that had been previously explained.

b. Linguistic Needs

Analyzing student capacity and learning priorities was the first step in identifying learning needs. The analysis's findings were used to weigh the significance of English learning materials for each competency level and to choose the right instructional materials that will cut down on the quantity of materials required for each level of competency.

a) Learning Ability

Table 4. 1 The result of the 1st Question

Question	Can you introduce yourself by using English?					
Class	VIII-A	VIII-B	VIII-C	VIII-D	Total	Percentage (%)
YES	1	5	2	2	10	50%
NO	4	0	3	3	10	50%

Table 2 indicated that 50% of the students in Grade VIII Islamic boarding school are able to describe themselves in English, while the remaining 50% are not able to. Out of the 20 students selected as the study subject, the number of students who can and cannot express themselves in English is the same. Because of this, materials are still being used to improve student performance.

Table 4. 2 The result of the 2nd Question

Question	Can you write your daily activity by using English?					
Class	VIII-A	VIII-B	VIII-C	VIII-D	Total	Percentage (%)
YES	1	1	0	3	5	25%
NO	4	4	5	2	15	75%

Table 3 stated that 25% of students answered correctly on YES and 75% correctly on NO in response to this question. According to this percentage we can infer that some students are unable to record their daily activities in English. For this reason, the teaching materials are based on activities that are closely related to daily life.

Table 4. 3 The result of the 3rd Question

Question	Can you read an English short story fluently?					
Class	VIII-A	VIII-B	VIII-C	VIII-D	Total	Percentage (%)
YES	0	2	0	2	4	20%
NO	5	3	5	3	16	80%

Table 4 stated that 20% of students answered correctly on YES and 80% correctly on NO in this particular question. It can be observed that almost all students are unable to read long-form English-language stories. For this reason, the previously rejected teaching materials include a few examples of short stories to help students improve their comprehension skills.

b) Learning Priority

Table 4. 4 The result of the 4th Question

Question	Do you like learning English subject?					
Class	VIII-A	VIII-B	VIII-C	VIII-D	Total	Percentage (%)
YES	5	5	3	4	17	85%
NO	0	0	2	1	3	15%

Table 5 can be seen that 85% of students enjoy learning English language skills, while 15% do not find them enjoyable. This indicates that nearly all students enjoy learning English language skills. Due to this, the teaching materials that are used include a variety of colorful illustrations and teaching methods to ensure that students fully understand English language instruction.

Table 4. 5 The result of the 5th Question

Question	In learning English subject, are you interested in reading the material?					
Class	VIII-A	VIII-B	VIII-C	VIII-D	Total	Percentage (%)
YES	5	3	2	2	12	60%
NO	0	2	3	3	8	40%

Table 6 revealed that 60% of students correctly answer YES questions and 40% correctly answer NO questions. This indicates that most students are eager to read the material in question. Because of this, the unsealed learning materials provide a variety of learning activities that encourage students to read.

Table 4. 6 The result of the 6th Question

Question	In learning English subject, are you interested in listening to teacher in understanding the material?					
Class	VIII-A	VIII-B	VIII-C	VIII-D	Total	Percentage (%)
YES	5	5	3	4	17	85%
NO	0	0	2	1	3	15%

Table 7 indicated that 15% of students are YA and 85% of students answered NO are to the question. This suggests that almost all students are eager to learn from their teachers in terms of understanding the material. However, the activities in the learning materials are focused on students who actively participate in the learning process and are guided and corrected by the teacher.

Table 4. 7 The result of the 7th Question

Question	In learning English subject, are you interested in doing the tasks?					
Class	VIII-A	VIII-B	VIII-C	VIII-D	Total	Percentage (%)
YES	4	5	2	3	14	70%
NO	1	0	3	2	6	30%

Table 8 indicated that 70% of students own YES and 30% own NO. This suggests that almost all students are eager to participate in the aforementioned task. Paste that has been scoured has various forms of learning objectives. The ajar materials that have been dissolved can take various forms.

Table 4. 8 The result of the 8th Question

Question	Do you like material example with dialog?					
Class	VIII-A	VIII-B	VIII-C	VIII-D	Total	Percentage (%)
YES	5	5	3	3	16	80%
NO	0	0	2	2	4	20%

Table 9 stated that 80% of students own YES and 20% own NO. This indicates that nearly all of the eighth grade students at Islamic Bording school enjoy discussing dialogue-based lesson materials. In this way, the example is a conversation that is turned into teaching material that is appropriate for the topic and style of the activity.

Table 4. 9 The result of the 9th Question

Question	Do you like material example with text/description?					
Class	VIII-A	VIII-B	VIII-C	VIII-D	Total	Percentage (%)
YES	2	4	0	3	9	45%
NO	3	1	5	2	11	55%

Table 10 indicated that 45% of students own YES and 55% own NO. This means that almost every student in Grade VIII Islamic boarding school enjoys reading texts that are written in a text or a description. In this case, the example is a text or a description that is transformed into teaching materials that are appropriate for the topic and format of the activity.

Table 4. 10 The result of the 10th Question

Question	Do you like material presentation with colorful picture?					
Class	VIII-A	VIII-B	VIII-C	VIII-D	Total	Percentage (%)
YES	4	5	2	2	14	65%
NO	1	0	3	3	7	35%

Table 11 indicated that 35% of students own NO and 65% of students own YES. It can be observed that most students enjoy learning with black-and-white graphics. Due to this, instructional materials are presented using a variety of black-and-white illustrations to help students focus and learn.

d. Learning Needs

1) Learning Problems

Table 4. 11 The result of the 11th Question

Question	I don't understand the teacher's explanation. Is it your problem in understanding the material content?					
Class	VIII-A	VIII-B	VIII-C	VIII-D	Total	Percentage (%)
YES	3	3	3	4	13	65%
NO	2	2	2	1	7	35%

Table 12 can be observed that 65% of students do not understand the teacher's explanations, while 35% do. Therefore, they are unable to understand the material effectively. The majority of the materials are lectures with a small amount of teacher explanation.

Table 4. 12 The result of the 12th Question

Question	don't understand the explanation in the book. Is it your problem in understanding the material content?					
Class	VIII-A	VIII-B	VIII-C	VIII-D	Total	Percentage (%)
YES	5	3	4	3	15	75%
NO	0	2	1	2	5	25%

Table 13 demonstrated that while 25% of students understood the meaning of the book's text, 75% of students did not. It indicates that some vocabulary in the material has been translated into the students' native tongue. As a result, it will be simpler for the students to comprehend the content.

Table 4. 13 The result of the 13th Question

Question	I don't understand the meaning of the teacher's explanation. Is it your problem in understanding the material example?					
Class	VIII-A	VIII-B	VIII-C	VIII-D	Total	Percentage (%)
YES	4	3	2	1	10	50%
NO	1	2	3	4	10	50%

Table 14 demonstrated that 50% of students said they did not understand the teacher's explanation, and 50% said they did. As a result, a session for asking teachers and peers exists.

Table 4. 14 The result of the 14th Question

Question	I don't understand the meaning of the text in the book. Is it your problem in understanding the material example?					
Class	VIII-A	VIII-B	VIII-C	VIII-D	Total	Percentage (%)
YES	4	3	3	3	13	65%
NO	1	2	2	2	7	35%

Table 15 demonstrated that 35% of students understood the meaning of the book's text, while 65% of students did not. This indicated that the content presented in the dialog is among the easily understood materials.

Pupils encountered difficulties in understanding the material content and examples for each basic competency. These difficulties arose when they failed to comprehend the teacher's explanations or the textbook's meaning. Due to the aforementioned issue, the researcher included clear instructions for teachers and students in all of the material. The teacher should provide the most concise explanation possible for each section of the content regarding what is shown in the textbook.

2) Learning Attitude

- Learning Preference

Table 4. 15 The result of the 15th Question

Question	Do you prefer using a picture as the media in learning process?					
Class	VIII-A	VIII-B	VIII-C	VIII-D	Total	Percentage (%)
YES	5	5	5	3	18	90%
NO	0	0	0	2	2	10%

Table 16 Results indicated that 90% of students find using graphics as a learning tool more enjoyable than using text, while 10% do not. For this reason, the material is presented using graphics to highlight the needs of the students.

Table 4. 16 The result of the 16th Question

Question	Do you prefer asking for teacher in learning process if you are in difficulties?					
Class	VIII-A	VIII-B	VIII-C	VIII-D	Total	Percentage (%)
YES	3	4	3	3	13	65%
NO	2	1	2	2	7	35%

Table 17 can be observed that 65% of students find it more enjoyable to consult a teacher during the learning process, while 35% do not. Essentially, in every lesson plan using this material, students can request assistance from their teachers.

Table 4. 17 The result of the 17th Question

Question	Do you prefer asking for friend in learning process if you are in difficulties?					
Class	VIII-A	VIII-B	VIII-C	VIII-D	Total	Percentage (%)
YES	5	2	4	1	12	60%
NO	0	3	1	4	8	40%

Table 18 can be seen that 67% of students find it more enjoyable to have a teacher assist them in learning, while 33% do not. Because of this, during every step of the material education process, students can request assistance with the material.

Table 4. 18 The result of the 18th Question

Question	Do you prefer reading material repeatedly in learning process if you are in difficulties?					
Class	VIII-A	VIII-B	VIII-C	VIII-D	Total	Percentage (%)
YES	4	5	3	3	15	75%
NO	1	0	2	2	5	25%

Table 19 revealed that 75% of students prefer to read the same material over and over again while they are learning, while 25% do not. It implied that in order to improve their comprehension, students were required to read the content several times after it is presented.

- **Learning Style**

Table 4. 19 The result of the 19th Question

Question	Do you prefer listening to the teacher's explanation in learning process?					
Class	VIII-A	VIII-B	VIII-C	VIII-D	Total	Percentage (%)
YES	5	5	5	4	19	95%
NO	0	0	0	1	1	5%

Table 20 revealed that while 5% of students disagree, 95% of students prefer to listen to the teacher explain things to them during the learning process. These data suggested that before students worked on assignments or engaged in learning activities, the teacher explained the activities in the material.

Table 4. 20 The result of the 20th Question

Question	Do you prefer learning by game in learning process?					
Class	VIII-A	VIII-B	VIII-C	VIII-D	Total	Percentage (%)
YES	4	3	4	2	13	65%
NO	1	2	1	3	7	35%

Table 21 demonstrated that while 35% of students disagree, 65% of students prefer to learn through games. These data indicated that more games were used in the tasks that students were given.

Table 4. 21 The result of the 21st Question

Question	Do you prefer learning by media/tools in learning process?					
Class	VIII-A	VIII-B	VIII-C	VIII-D	Total	Percentage (%)
YES	3	1	4	2	10	50%
NO	2	4	1	3	10	50%

Table 22 can be observed that 50% of students find learning with media or other tools more enjoyable, while 50% do not. From the above data, it can be inferred that in order to teach the material, the teaching materials are presented using various media, such as pictures and audio for listening to music, and through using the dialogue that is included in the materials.

Table 4. 22 The result of the 22nd Question

Question	Do you prefer working in a group in doing your tasks?					
Class	VIII-A	VIII-B	VIII-C	VIII-D	Total	Percentage (%)
YES	5	4	5	3	17	85%
NO	0	1	0	2	3	15%

Table 4. 23 The result of the 23rd Question

Question	Do you prefer working in pair in doing your tasks?					
Class	VIII-A	VIII-B	VIII-C	VIII-D	Total	Percentage (%)
YES	4	4	4	4	16	80%
NO	1	1	1	1	6	20%

Table 4. 24 The result of the 24th Question

Question	you prefer working alone in doing your tasks?					
Class	VIII-A	VIII-B	VIII-C	VIII-D	Total	Percentage (%)
YES	2	3	0	4	9	45%
NO	3	2	5	1	11	55%

Table 23 indicated that 85% of students prefer to complete tasks in groups, Table 24 indicates that 80% of students prefer to work in pairs, and Table 25 indicated that 45% of students prefer to work alone. These data suggested that while learning activities, and particularly task assignment, tend to assign more work in groups, there are also some tasks that are completed in pairs or individually.

Detailed information on the students' linguistic needs can be seen in the following table:

Table 4. 25 The overall needs inventory from linguistic needs

Linguistic needs	
The learning abilities	The learning priorities
- Able to introduce themselves in English	The student enjoy studying English.
- unable to write in English about their everyday activities	- Reading the material
- unable to read a short story in English fluently	- paying attention to the instructor to comprehend the subject matter
	- completing the assignment
	- Example material with conversation
	- Example material with text or

	description - Presentation of the material with a vibrant image
--	---

Many students found that learning English through reading, writing, speaking, and listening is enjoyable, according to the needs inventory results. However, for a variety of internal and external reasons, the majority of them struggle to comprehend the content. Although some of them are able to express themselves in English, not all of them are able to do so due to limited learning experience. As a result, researchers studied material regarding the introduction. So that every student is able to articulate himself

Teaching English to students can not only improve their biliteracy, but researcher also want to improve students' reading and writing skills because some students lack these skills. Therefore, many researcher propose reading and writing exercises related to everyday life which are intended so that students do not feel alone. In addition, many researcher provide useful advice to students in the form of individual, group or individual assignments so that their learning potential can n go even farther increased.

The following table provided comprehensive details on the students' learning needs:

Table 4. 26 The overall needs inventory from learning needs

Learning needs	
The learning problems	The learning attitudes
- Don't understand the teacher's explanation - do not understand the material explained by the teacher	Learning preferences: - using an image as a teaching tool during a lesson - approaching the teacher during the

<p>- don't comprehend the book's textual meaning</p>	<p>teaching process if a student is having trouble</p> <ul style="list-style-type: none"> - if a student is having trouble learning, asking a friend for help - If students are having trouble learning, they should read the material several times. <p>Learning styles:</p> <ul style="list-style-type: none"> - hearing the teacher explain things during the teaching process - Playing games to aid in learning - Using media and tools to aid in the learning process - Working in group - Working in pair - Working alone
--	---

Students' preferred learning methods can be categorized into three groups: those who prefer to learn through audio-based, visual-based, and audio-visual-based media. Visual media, also known as imagery or pictures, can take the form of pictorial representations, such as paintings, drawings, or photos; diagrams that describe the conceptual relationships, material content organization, and structure; maps that illustrated spatial relationships; graphics, such as tables, graphs, charts, or charts that present data or trends or the relationships between a group of pictures or numbers; and audio-based media that include auditory messages. (only audible). The capacity of students to absorb instructional materials, arouse emotions, thoughts, and

focus, and utilize audio-visual media that links camera users with what is typically referred to as video.⁶⁴ The outcomes demonstrated whether the four media are included in the content. Every section of the content that uses a cautionary tale as an illustration uses visual media, and every learning example that demonstrates how other students take part in role-playing as participants in each conversation uses audiovisual media.

Students frequently struggle to understand the material during the learning process. Students engage in three tasks to solve this issue: they study challenging material, ask classmates questions, and pose questions to the teacher. The information provided at each inquiry session demonstrates the four points mentioned above. With the help of these resources, students can practice independent work, cooperative learning, and starting conversations in groups about their completed tasks. Through independent activities, students are able to acquire knowledge on their own. However, when working in groups and participating in group discussions, these four steps represent how students can analyze the material they use. Students have the option to ask their teacher questions, study the material in depth, or both.

d) Description of Analyzing Basic Competence

In analyzing basic competencies, researcher created indicators of each basic competency level to assist researcher in selecting appropriate material. The first thing the researcher looked at was verbatim operations on the basic competency scale, then verbatim operations.

⁶⁴ Arsyad Azhar, "Media Pembelajaran, Jakarta: PT," *Raja Grafindo Persada*, 2007, 15-85.

A description of each of the three types of indicators that were developed to analyze a specific basic competency follows. Operational verbs can be created by the researcher in three different ways: main, supporting, and enrichment indicators if they appear in point 1, main and supporting indicators if they appear in numbers 2, 3, 4, or 5, and supporting and main indicators if they appear in point 6. The operational work schedule is displayed in the following table:

Table 4. 27 Operational verb of cognitive domain (Buku Pegangan Pembelajaran Berorientasi pada Keterampilan Tingkat Tinggi)

Remembering (C1)	Understanding (C2)	Applying (C3)	Analyzing (C4)	Evaluating (C5)	Creating (C6)
Quoting	Estimating	Assigning	Auditing	Comparing	Collecting
Mentioning	Explaining	Sorting	Organizing	Summarize	Abstracting
Explaining	Telling	Determining	Animating	Judging	Organizing
Drawing	Categorizing	Applying	Collecting	Directing	Animating
Numbers	Characterizing	Calculating	Solving	Predicting	Categorize
Identify	Detailing	Modifying	Affirming	Clarifying	Building
Register	Associating	Constructing	Analyzing	Assigning	Creating
Showing	Comparing	Preventing	Selecting	Interpreting	Correcting
Labeling	Counting	Describing	Detailing	Retaining	Planning
Indexing	Contrasting	Using	Nominating	Detailing	Blending
Pairing	Connecting	Assessing	Diagramming	Measuring	Dictating
Reading	Discussing	Training	Correlating	Summarizing	Shaping
Naming	Modeling	Digging	Testing	Proving	Improving
Tagging	Filing	Filing	Enlightening	Validating	Overcoming
Memorizing	Denying	Adapting	Sharing	Testing	Generalizing
Imitating	Expanding	Investigating	Summarizing	Supporting	Combining
Recording	Summarizing	Questioning	Exploring	Selecting	Designing
Repeating	Predicting	Conceptualizing	Maximizing	Projecting	Limiting
Reproducing	Explaining	g	Ordering	Criticizing	Repairing
Reviewing	Digging	Implementing	Linking	Directing	Making
Selecting	Transforming	Producing	Transferring	Deciding	Setting up
Tabulating	Retaining	Processing	Training	Separating	Producing
Coding	Deciphering	Linking	Editing	Weighing	Clarifying
Writing	Interpreting	Compiling	Finding		Summarizing
Stating	Predicting	Solving	Selecting		Reconstructing
Searching	Reporting	Performing	Correcting		Composing
	Distinguishing	Simulating	Detecting		Coding
		Tabulating	Examining		Combining
		Familiarizing	Measuring		Facilitating
		Classifying	Waking up		Constructing
		Customizing	Rationalizing		Formulating

		Operating Predicting	Diagnosing Focusing Blending		Connecting Creating Displaying
--	--	-------------------------	------------------------------------	--	--------------------------------------

Table 4. 28 Operational verb of psychomotor domain (Buku Pegangan Pembelajaran Berorientasi pada Keterampilan Tingkat Tinggi). 2018

Imitate (P1)	Manipulate (P2)	Precision (P3)	Articulate (P4)	Naturalize (P5)
Copy	Back to making	Showing	Building	Design
Follow	Building	Completing	Addressing	Specifying
Replicate	Perform	Perfecting	Merge- coordinates	Manage
Repeat	Implement	Calibrate	Integrate	Create
Comply	Apply	Control	Adapt	
Enable	Correct	Divert	Develop	
Customize	Demonstrate	Replace	Formulate	
Incorporate	Design	Rotate	Modify	
Organize	Train	Send	master	
Collect	Correct	Producing	sketch	
Weighing	Manipulate	Mixing		
Shrinking	Repairs	Packaging		
Transform		Serving		

1) The result of analyzing basic competence

To access the table illustrating the results of the indicators established by the researcher for Competency Standard 3.8 and Learning Outcome 4.8, please refer to Appendix V and Appendix VI. This supplementary section provides a structured representation of analytical findings related to the mentioned competency standard. By consulting Appendix V, readers can directly visualize the outcomes, facilitating a better understanding of the alignment between the study's designated indicators and identified competencies, as well as enabling further analysis.

K.D. 3.8 identifies the social function, text structure, and unsurveyor of textual interaction in transacting business that involves sharing and requesting information about ongoing business operations, ongoing projects, or ongoing conversations

that are ongoing as long as they are completed in accordance with the user's context. (Attention to the simple present continuous tense of the sentence).

Following analysis, Basic Competency 3.8 is at point 1, with Enrichment, Main Indicators, and Supporting Indicators. There are six sub-indicators for each indicator. There are three indicators and eighteen sub-indicators in KD 3.8.

According to the context of its used, K.D. 3.8 identified the social function, text structure, and linguistic elements of oral and written transactional interaction texts that involve the act of providing and requesting information about the conditions, actions, activities, and events that are being carried out or taking place when spoken. (Observe the grammatical components of the simple present continuous tense).

Following analysis, Basic Competency 3.8 is at point 1, with Enrichment, Main Indicators, and Supporting Indicators. There are six sub-indicators for each indicator. There are three indicators and 24 sub-indicators in KD 3.8.

K.D 4.8 Write brief, straightforward transactional interaction texts for both written and spoken communication that involve the act of providing and receiving information about a situation, action, activity, or event that is being carried out or occurring. This writing should take into account the social function, text structure, appropriate linguistic elements, and context.

Already at point 1 and the main indicators and enrichment indicators have been displayed, according to the Basic Competency 4.8 analysis. There are six sub-indicators for each indicator. There are 12 sub-

indicators and 2 indicators in KD 4.8.

2) **The result of product design through indicators**

The section of the material that represents an indicator is explained by the researcher. The formula, which reads basic competencies/indicators/sub indicator, will be used to explain this.

Basic Competency 3.8

- In formulating problem phase 1, explaining material related to ongoing activities in the class that represents KD 3.8 supporting parts of indicators 1 and 5
- In formulating hypothesis phase 1, identifying continuous tense sentences based on pictures. Which represents KD 3.8 part supporting indicators 2, 4 and 6
- In collecting information phase 1, applying or Rearrange the jumbled words into a good sentence. KD 3.8 the supporting part of indicators 4 and 6
- In testing the hypothesis, applying the activity of making conversations with classmates regarding what is being done in class. KD 3.8 main points 1, 3 and 5
- At the conclusion phase 1, the discussion stage is shown and concludes what students have learned representing KD 3.8 in the Enrichment section 2, 4 and 6
- In formulating problem phase 2, explaining material related to ongoing activities in schools that represent KD 4.8 the supporting part of indicators 1, 3 and 5
- In formulating hypothesis phase 2, identifying the right sentence in

expressing the present continuous tense sentence. Which represents KD 4.8 part supporting indicators 2, 4 and 6

- In collecting information phase 2, compiling or change the verbs in brackets to present continuous tense of KD 4.8 section of main indicators 2, 4 and 6
- In testing the hypothesis, identifying students' answers based on the tasks given KD 4.8 part supporting indicators 2, 4 and 6
- At the conclusion phase 2, the discussion stage is shown and concludes what students have learned representing KD 4.8 in the Enrichment section 2 4 and 6
- In formulating problem phase 3, Finding sentences that contain simple present continuous tense. KD 4.8 the supporting part of indicators 1, 2, and 4
- In formulating hypothesis phase 3, making simple present continuous tense sentences based on the picture. Which represents KD 4.8 part supporting indicators 2, 4 and 6
- In collecting information phase 3, Writing sentences about family. using "he--ing" or "he's not-ing" Representatives of KD 4.8 section supporting indicators 4 and 6
- In testing the hypothesis phase 3, looking at the picture. then have a dialogue about what the people in the picture are doing. KD 4.8 main points 1, 3 and 5
- At the conclusion phase 3, the discussion stage is shown and concludes what students have learned representing KD 4.8 in the Enrichment section 1, 2, 3, 4, 5 and 6.

2. The Result of Design Phase

After collecting the information described above, the researcher began to prepare a blank material sheet as a reference sheet containing several topics that would be discussed in the final form of the material. The points are explained in the diagram as follows:



a. The Blueprint Content

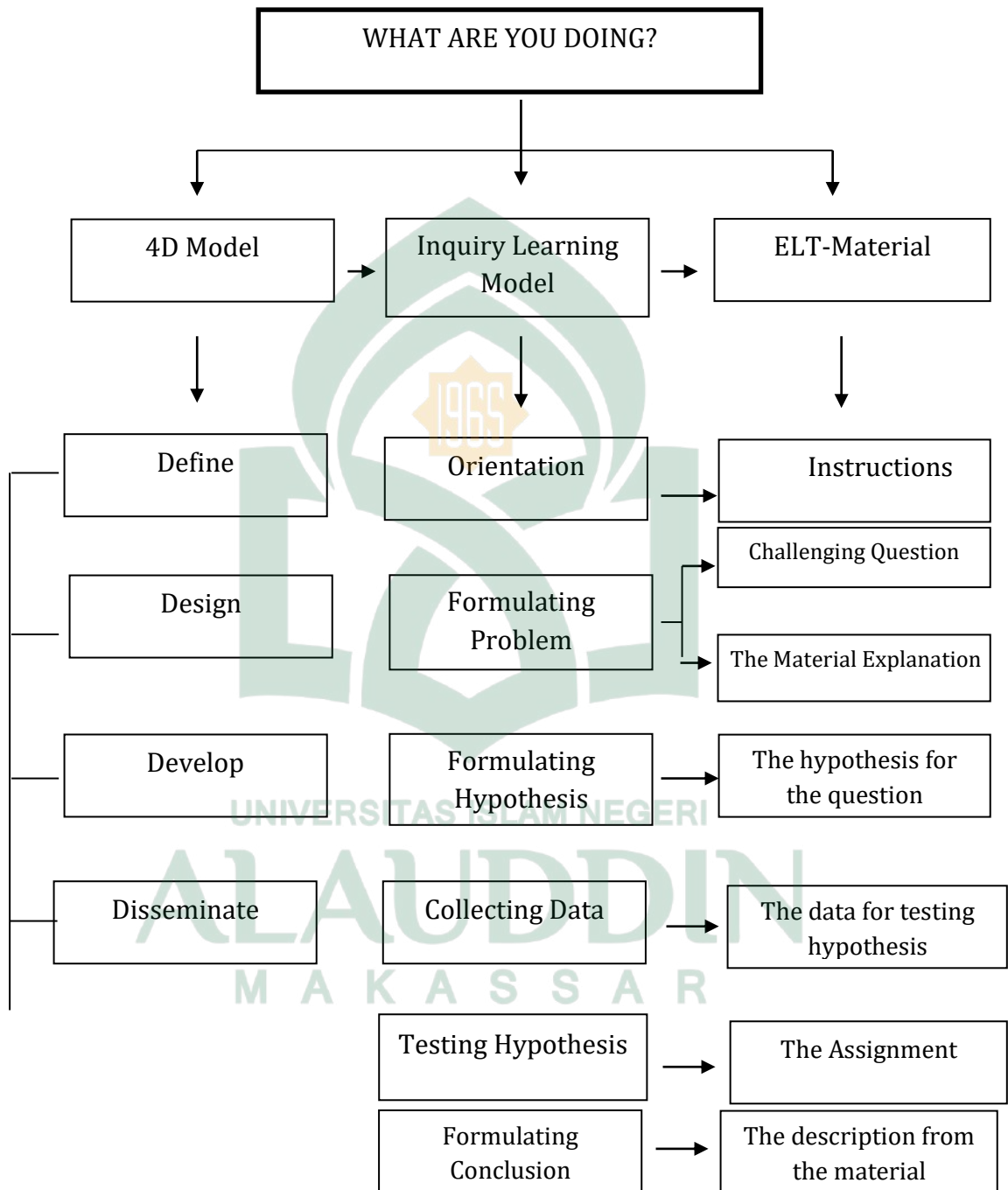


Figure 4. 1 The blueprint of Inquiry Learning Model

Table 4. 29 The explanation of the blueprint

Inquiry Learning Model	ELT Material
Orientation 1	The motivation about material that will be learned (About simple present continuous tense)
Formulating problem 1	practice reading a dialog with friends based on simple present continuous tense sentences
Formulating hypothesis 1	complete sentences based on pictures
Collecting data 1	Rearrange the jumbled words into a good sentences individually
Testing hypothesis 1	Make questions based on the situations described
Formulating conclusion 1	Discussing and concluding what the students have learned
Orientation 2	The motivation about the material that will be learned (about simple present continuous tense)
Formulating Problem 2	Study and discuss about the simple present continuous tense.
Formulating hypothesis 2	Fill in the blanks with the correct to be (is/am/are)
Collecting data 2	Change the verb in the sentences became present continuous tense
Testing hypothesis 2	Answer the question using the

	negative formula
Formulating conclusion 2	Reflect on your learning individually and concluding what the students have learned
Orientation 3	The motivation about the material that will be learned (About simple present continuous tense)
Formulating problem 3	Read and study the text and find the sentences that include simple present continuous tense
Formulating hypothesis 3	Make the sentences about simple present continuous tense based on the picture
Collecting data 3	Look the picture and then write the sentences about the family using “he is-ing” or “he isn’t-ing”
Testing hypothesis 3	Make dialog based on the picture
Formulating conclusion 3	Discussing and concluding what the students have learned

a. **The blueprint contents**

- The basic competencies measured are Basic 3.8 and 4.8, then each KD is explained up to the indicators it has.
- The basic competencies measured are Basic 3.8 and 4.8. Each KD is then explained in relation to its related indicators.
- Curriculum is divided into subject areas based on the results of a

base competency analysis that yields new and subsequent material indicators.

- The indicator of proficiency encompasses three types of indicators: the proficiency indicator, the primary indicator, and the instructional indicator that illustrates the course content.
- The two components of the learning activities were the teacher's and the students' activities. The activities were created using the inquiry learning model and included the following steps: orientation, formulation of the problem, formulation of the hypothesis, information gathering, testing of the hypothesis, and conclusion.

b. The Result of Product Design through Inquiry Learning Model

After conducting a preliminary examination, the material structure is developed using an investigative learning model. Material representation is described in detail in each of the inquisitive models, which are the types of learning models used to explain material structure. Dasar Competency 3.4 and 4.8

- Orientation (1):

This section is referred to as the orientation process since the teacher's intention was to provide students with examples of the subjects that they would be studying related to the continuous present tense. Students should pay attention to the teacher's explanation of this matter, and they should thoroughly understand the material that will be covered before beginning classes and any activities that need to be completed, such as individual, group, and solo work during the learning process.

- **Formulating Problem (1):**

This part is called formulation problem where the teacher explains the material and teaches students how to read in English. The teacher then asks the students to read the passage again clearly and concisely, and the students then follow the teacher's instructions.

- **Formulating hypothesis (1):**

This part is referred to as formulating hypotheses. During this phase, the teacher requests that students create a continuous, tense calendar using the provided example. Next, the students create a table that is related to the picture by using the present continuous tense.

- **Collecting information (1):**

This section is called the collecting information. The teacher asks students to quietly reconsider words that are difficult to understand as a good benchmark. Then, with a calm and composed attitude, students rearrange the jumbled words so that they get valid marks according to the advice given by the teacher.

- **Testing hypothesis (1):**

This section is referred to as the hypotheses test. The teacher requests that students read the provided material. After that, students should formulate questions based on the explained situation. Finally, students should read the material provided by the teacher. Finally, students should formulate questions based on the explained situation.

- **Conclusion (1):**

This part is called the conclusion. Teachers require students to work independently to reflect on what they have learned and the activities they found most interesting in the journal.

- **Orientation (2):**

This section is referred to as the orientation process since the teacher's intention was to provide students with examples of the subjects that they would be studying related to the continuous present tense. Students should pay attention to the teacher's explanation of this matter, and they should thoroughly understand the material that will be covered before beginning classes and any activities that need to be completed, such as individual, group, and solo work during the learning process.

- **Formulating Problem (2):**

This section is called formulating problem because the teacher will explain the material related to the subject matter clearly and concisely before asking students to discuss and ask questions related to the material that has been explained previously. And students chat and ask about the material that has been explained by the teacher.

- **Formulating hypothesis (2):**

This part is referred to as formulating hypotheses. The teacher asks the students to identify the blank area on the worksheet using the symbols is, am, or are. The students then identify the blank area on the worksheet using the symbols is, am, or are. according to teacher guidance.

- **Collecting information (2):**

This section is called the collecting information. The teacher asks students to change working language from past tense to present

continuous. Next, students follow the teacher's learning by changing the working text to simple present continuous tense.

- **Testing hypothesis (2):**

This section is referred to as the testing hypothesis. The teacher requests that students use negative reasoning to answer questions. After that, students engage in dialogue with the teacher to identify potential problems in answering questions. Subsequently, the students work in groups to discuss topics by using negative rhetoric. After that, the students practice dialogue with classmates to identify potential problems in discussing the topic.

- **Conclusion (2):**

This part is called the conclusion. Teachers require students to work independently to reflect on what they have learned and the activities they found most interesting in the journal.

- **Orientation (3):**

This section is referred to as the orientation process since the teacher's intention was to provide students with examples of the subjects that they would be studying related to the continuous present tense. Students should pay attention to the teacher's explanation of this matter, and they should thoroughly understand the material that will be covered before beginning classes and any activities that need to be completed, such as individual, group, and solo work during the learning process.

- **Formulating Problem (3):**

This section is called formulating problem because the teacher asks students to read and understand the text and determine the numbers

contained in the simple present continuous tense. Students then read and understand the text in question and determine the number that contains the simple present continuous tense according to the teacher instructions.

- **Formulating hypothesis (3):**

This part is called formulating hypothesis. The teacher instructs students to create a simple present continuous tense worksheet based on the example, and the students then create a worksheet based on the example, following the teacher's instructions.

- **Collecting information (3):**

This section is referred to as the collecting information. The teacher asks students to look at the pictures provided, after which students write a summary about their group. Using the sentences "he--ing" or "he's not-ing", students then examine the illustrations provided by the teacher and write a summary about their group. Using "he-ing" or "he's not-ing" instead.

- **Testing hypothesis (3):**

This part is called testing hypothesis. The teacher asks the apprentices to calm down and pay attention to the graph. After that talk about what the people in the picture above are doing, and after that the Working Students will look at the picture above with a straight face. Talk about what the people in the pictures above are doing.

- **Conclusion (3):**

This part is referred to as the conclusion. This is the final part of the teaching which involves asking questions and giving answers on various topics. After this study, the teacher asks students to reflect on their learning by discussing in groups and writing journals about what they

have learned and what specific activities they have done.

3. The Result of English Material Development

a. Conceptual Map

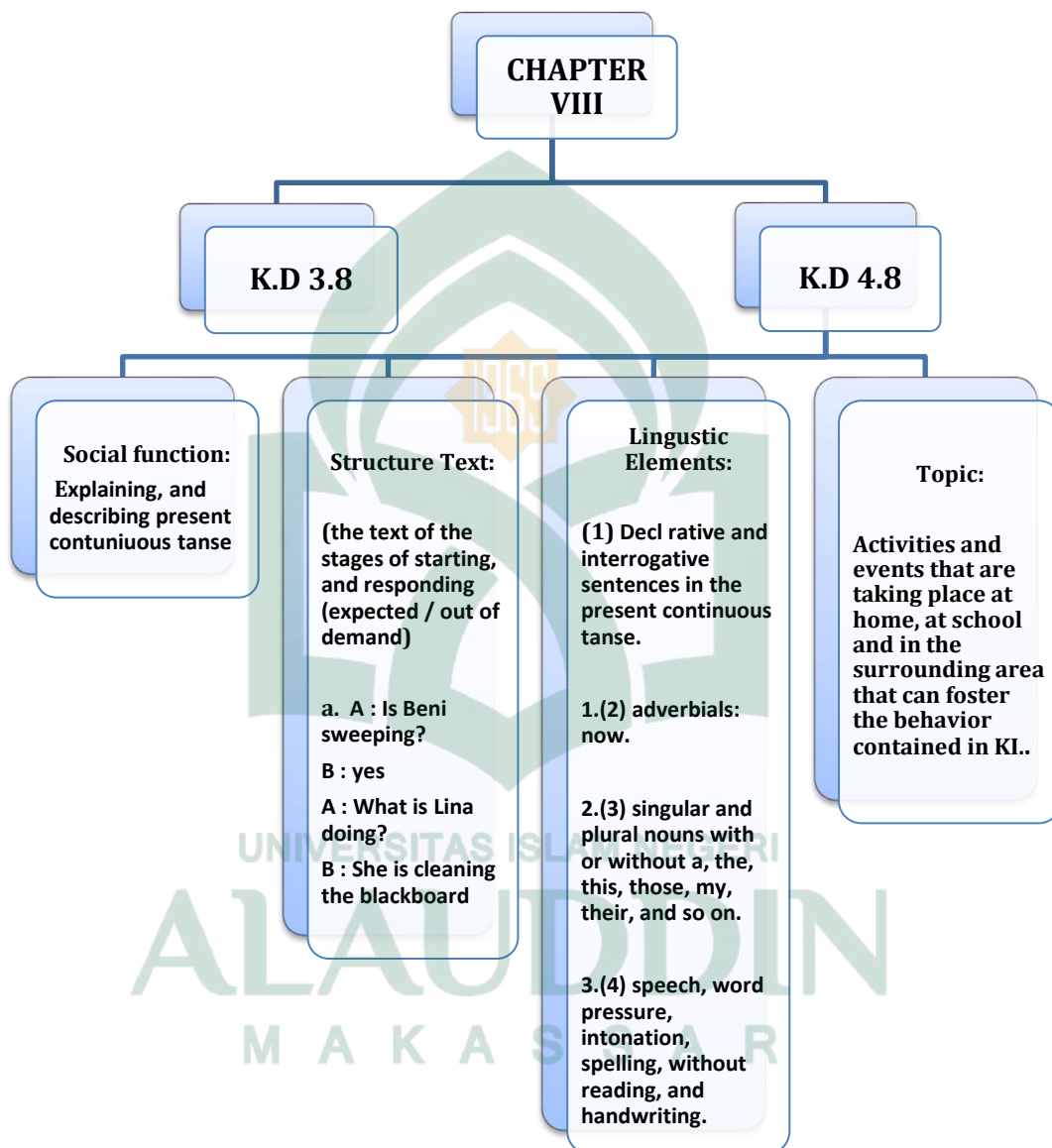


Figure 4. 2 A framework for English Material in chapter II based on syllabus.

Develop conceptual employability skills for English language proficiency based on guidelines for addressing all English language proficiency tests. The conceptual framework describes the key elements that indicate the syllabus. To improve learning objectives based on student needs and basic competency analysis, schools should follow the three main pedagogical procedures listed below:

1) Providing Language Skill

Within this curriculum, researcher highlight students' weak English language learning materials: social functions, text structures, grammar surveys, and other materials used as tools and work materials. Next, a series of exercises will be carried out to help students understand the material and identify weaknesses that need to be overcome by choosing learning objectives that are compliant with fundamental competencies.

2) Providing Opportunities to Use Integrated Skills

At this stage of the study, the researcher compared the needs of the students with the baseline competencies that they must meet. As a result, both functional and interactive activities can be provided. Functional training prepared students to use their integrated skills effectively in the classroom, reading with intensity, counting with accuracy, analysis, clarification of questions, and identification of bullet points. On the other hand, researcher was advised to use this stimulus.

3) Reviewing Learning Outcomes

The aim of this lesson is to assess students' progress in their English language proficiency by providing interactive activities for each lesson. by providing interactive learning materials for each student. Students would have the opportunity to demonstrated their mastery of the language in

this phase based on the provided materials. Their language development at this stage was based on the materials provided. As an illustration, the organizational structure of the syllabus framework is used to enhance the materials and the Basic English Proficiency Worksheets for Boarding Schools 3.8 and 4.8. The syllabus framework used to enhance the Basic English Proficiency Materials and Worksheets for Boarding Schools 3.8 and 4.8. The Basic English Proficiency Materials and Worksheets were used to determine the outcome of the information gathered from the competency base analysis and students' needs.

b. Stating Goals

This material was designed so that students can understand the social function, text structure and grammatical structure English effectively and understand themselves when speaking the language after studying English learning materials can understand the social function, text structure and grammatical, and grammatical structure of English effectively and understand himself when speaking the language after studying English.

c. Material Sequence

The researcher created coverage material that includes three English language test cases that demonstrate the attainment of social functions, textual structure, and language comprehension. Which the researcher created, comprises content that consists of three English language test cases' accomplishment of social functions, textual structure, and language understanding. They chat, write, read, and don't interrupt. As a teaching method, researcher used one type of teaching method for each lesson. In the speaking material, the researcher used a two-speaker conversation,

which was intended to strengthen students' speaking skills by effectively teaching students the use of themes and providing students' conclusions clearly and concisely in class. Two-speaker conversations, which are intended to strengthen students' speaking skills by effectively teaching the conversation according to the students' theme and providing students' findings clearly and concisely in class. For the reading material, the researcher used simple language to improve students' ability to understand the words given by understanding the words themselves by learning the precision of the words offered. For the reading material, the researchers used vocabulary and comprehension to improve students' capacity to learn by understanding the material and answering questions related to the material. They also used paragraphs of text to improve students' capacity to learn. When creating reading materials, researcher used linguistic and comprehension analysis to increase students' ability to comprehend the material and analyzed questions that are related to it. They also employed textual analysis to increase students' comprehension skills. Capacity of the teacher to help students learn by understanding the material and answering questions related to it. On the other hand, in cases of bifurcation and disintegration, using answering techniques between students, recording student work in class with clear and concise notes, and using clear and concise teacher explanations.

d. The Organization of the Materials

1) Cover

The cover is the first page of the unit consisting of the unit title, material title, animated image, school name, and class name. The module title is "What Are you doing?" created as supplementary material in the learning process. Secondly, 3 indicated a unit name accompanied by a book illustration. This component informs students that they are entering a new chapter with a new topic. Thirdly, the unit title depicted to convey various suggestions and rules. It is essential to introduce students to the topic being studied on the front cover so that they can recall the previous understanding and build their expectations, motivating them to further their learning.

Choosing the color light blue apart from the module because light blue can increase the aesthetics of the module. Furthermore, the light blue color symbolizes calm, coolness and joy which helps students focus more, relaxed, and interested in learning through the module. Additionally, its inclusion. The Uin Alauddin Makassar logo aims to provide an identity for the university logo learning modules as official university products so they are more credible and recognized as part of the education associated with the institution.

2) Page of Core Competency

This page encompassed fundamental core competencies, and here is a detailed explanation of each competency. Starting from this page, all the pages within the module included the module page and the unit name. These components were included to facilitate students in recognizing and locating specific sections within the book. Including core competencies provides a clear overview of the expected learning outcomes for students. By presenting these core competencies, students and teachers can develop a shared understanding of the learning objectives and the anticipated student achievements upon completing the module. In the context of the Curriculum 2013, the core competencies are categorized into two domains: attitudes toward spirituality and society, as well as competencies in knowledge and skills. These four aspects are represented by the term KI (kompetensi inti). In more detail, they are divided as follows: (a) spiritual attitude is described by KI-1; (b) KI-2 describes social attitude; (c) KI-3 describes knowledge; (d) KI-4 describes skills.

3) Page of Basic Competency

This page contained essential competencies, and here is a detailed explanation of their significance. The essential competencies were presented within the module to ensure that participants grasp the fundamental skills and knowledge required. These essential competencies subsequently give rise to learning objectives. The learning objectives also displayed to assess learning achievements. Learning objectives are the direction for a series of activities

conducted during the learning process. They provide a clear target towards which learners should strive

4) Page of Learning Objectives

This page contained essential learning objectives, and here is a detailed explanation of their significance. Showing learning objectives in the module provides learners with clarity regarding the expected accomplishments by the end of the learning experience. Well defined objectives offer explicit direction on the desired knowledge, skills, attitudes, or outcomes to be attained through the learning process. This enables learners to concentrated their efforts and precisely understand what they need to accomplish.

5) The Main Part of The Book (The Activity)

The main part of this module included several sub-headings, namely, determine orientations, formulating problems, formulating hypotesis, collecting informations, testing hypotesis and formulating conclusions.

a) Orientations

The teacher explained to the class the targets of the tasks they are performing, the information they have already learned, and the material they will be learning soon. By actively listening, they gained a deeper understanding of the ideas, identify challenging passages, and understand how the ideas apply to their daily lives. Additionally, questions are made to clarify. A two-way conversation with the teacher enhanced students' understanding and engagement. Planning learning strategies and making connections to future knowledge is much easier when the aim of

the material is known. The fundamental requirement for a productive learning environment and the highest level of academic achievement is students' active listening.

b) Formulating Problems

The teacher will go over the content about the simple present continuous tense and read aloud a part of the conversation. Then students will recite the dialogue to help them remember the vocabulary and expressions used. Then the teacher will ask students to read a passage and students determine the present continuous tense sentence from the reading.

c) Formulating Hypothesis

In order to finish the assignment, students must construct sentences using the supplied pictures. They need to consider the circumstances inside picture and respond appropriately and carefully. Students' linguistic skills, critical thinking, and creativity in making sentences all improve thanks to this exercise. Student General Language skills will improve due to active participation, and they will enjoy fun learning environment.

d) Collecting Information

One by one, students will put the misplaced words into coherent sentences, and they'll read the results in front of the class. Independent work can train students' intelligence and train independence.

e) Testing Hypothesis

Students created a conversation based on the images given and fill in the blank sentences with the correct sentences. Then students return the results of their assignments to the class. This improves performance students' communication and comprehension skills. The intention is to equip students with deep situational analysis, deductive reasoning, and moral skills understanding.

f) Formulating Conclusion

Students discussed with classmates the subject matter, their preferences, obstacles faced, and steps to improve learning achievement. These discussions strengthen understanding, motivated them to learn, overcome difficulties, and created social bonds in the classroom. Teachers facilitate discussions with guidance and provide positive feedback. The goal is to create an inclusive learning environment and support student's academic growth.

g) Page of List Vocabulary

This page was developed based on a student needs analysis, where students expressed their agreement to include a Vocabulary List in the learning materials. The selected vocabulary primarily focuses on terms that are directly relevant to the content covered in the module. On this page, the researcher provides the meaning of each verb and illustrates how the verb changes are displayed to enhance students' understanding of the verb conjugation patterns. Additionally, adjectives are paired with corresponding nouns to

facilitate students in finding their answers and expanding their vocabulary effectively.

h) Page of Summary

This page was also created using the findings of the analysis of student needs, where students agree to include a summary of the learning material. He consists of several components, namely the understanding of the present continuous tense, examples and several rules for using the present continuous tense.

e. English Module Before and After Development

In this section, the researcher shows how the English module was visually presented both before and after development. The primary goal is to highlight the differences between the module and the typical reality textbook, focusing on chapter VIII's development.



Figure 4. 4 before development



Figure 4. 3 after development

There are differences between the current module and the enhanced module, especially in unit cover page. Textbooks today displayed pictures of various activities a person performs on their covers, followed by with a school background.



Figure 4. 5 after development

After it was developed, there were additional inquiry learning steps, such as orientation. The "Orientation" stage also served as a foundation for understanding the context and relevance of the learning material. Learners will be introduced to the big picture of the topic to be learned and how the topic relates to everyday life or a larger context.



Figure 4. 7 before development



Figure 4. 6 after development



Figure 4. 8 before development



Figure 4. 9 after development



Figure 4. 10 after development

In current textbooks, there is no provision for a summary page. However, the newly designed module incorporates a summary page, which serves as a handy reference for learners to grasp the primary content and get an overview of what to anticipate in the module.

Several sections of the textbook were examined as examples before and after development. The student activities underwent expansion through various formats, including pictures and dialogues.



Figure 4. 11 after development

Furthermore, the current textbooks need pages dedicated to vocabulary lists. In contrast, the developed module version includes a comprehensive vocabulary list, which serves as a repository of foreign language terms for students to reference and study.

f. The Result of Expert's Validation Toward the Materials' Contents

Before handling the teaching materials used in class, the teacher must check the teaching materials. Material reviews are carried out to ensure that the material has been well developed and can be used in accordance with participant statements, including those submitted by:


1) Validators' suggestions on the developed textbook

Following the development of the materials, the researcher submitted the newly created teaching module to consultants and validators, who provided valuable feedback for further enhancement of the textbook. Additionally, the researcher performed a self evaluation, leading to modifications in various textbook components.

Table 4. 30 Validator's suggestions on the developed textbook

No.	Reviewers	Suggestion
1.	Consultants	Pay attention to grammatical errors
2.	Validator 1	<ul style="list-style-type: none"> - I think it's good and clear. But, it's better if you re-read the module and proofread it to create it sure that there are no grammatical errors because I found it in several of these parts grammatical errors (use of he/the/what/where, etc.) - Overall, this module is well structured and looks interesting. However, when using this type of writing, it is better to use a font that can be read clearly. and when giving assignments there must be a balance between individual assignments and group assignments.
3.	Validator 2	<ul style="list-style-type: none"> - The module is good, but there are several things that need attention. First, use clear instructions in every task given. Second, when giving

		<p>assignments, please add 1 more example so that the assignment process is easy to understand. Lastly, ensure that what is included in the material is in accordance with the results of the needs analysis.</p>
--	--	---



UNIVERSITAS ISLAM NEGERI
ALAUDDIN
M A K A S S A R

2) General Content Expert Validation

Table 4. 31 The result of the English materials and worksheets review of expert

Statement	Score from Validator 1	Score from Validator 2	Mean Score Scale	Description
1. Cover design				
1.1 The cover is attractive to the learners	4	4	4	Very Valid
2. Layout				
2.1 The layout is clear for learners	3	3	3	Valid
2.2 The layout is attractive to the learners	4	3	3,5	Valid
3. Instructional objectives				
3.1 The instructional objectives are clear	4	4	4	Very Valid
3.2 The instructional objectives are understandable	3	4	3,5	Valid
3.3 The instructional objectives ordered appropriately	3	4	3,5	Valid
3.4 The instructional objectives reflect to the topic	4	4	4	Very Valid
4. Organization of material				
4.1 The materials are organized attractively	3	3	3	Valid
4.2 The organization of material in the form of units is appropriate	3	4	3,5	Valid

4.3 The materials are organized in logically ordered tasks	3	4	3,5	Valid
4.4 The themes and topics are relevant to the learning material in each basic competency.	4	3	3,5	Valid
4.5 They are arranged in a logical sequence on the basis of topic or theme following the Indicators	4	3	3,5	Valid
4.6 The material cover a variety of topics and situation following the indicators	3	4	3,5	Valid
4.7 The material have already represented the indicators	4	4	4	Very Valid
4.8 The materials are organized in logically ordered tasks following the blueprint	4	4	4	Very Valid
4.9 The material are appropriate with the structure of inquiry learning model	3	4	3,5	Valid
4.10 The material consist of the subject matters	4	3	3,5	Valid
4.11 The material compiled based on the inquiry learning model and can increase the students' motivation.	4	3	3,5	Valid
5. Systematic Content of English				
5.1 The integrated skills are appropriate to the student level and needs.	4	4	4	Very Valid
5.2 There are three subject matters (social function, structure text, and linguistics element) in each basic competency.	4	4	4	Very Valid
5.3 The structure of arranging the materials following the inquiry learning model	3	4	3,5	Valid

6. Activities/ Exercises/ Tasks				
6.1 The activities, exercises and tasks are interesting.	4	3	3,5	Valid
6.2 The activities, exercises and task are aimed in developing student comprehension.	4	4	4	Very Valid
6.3 They provide for a real world use of language in daily lives.	3	4	3,5	Valid
6.4 The situations of the activities, exercises and tasks in each subject matter are appropriate to the learner's level and need.	3	4	3,5	Valid
6.5 The activities, exercises and tasks provide for varying learning arrangement like pairs and working in group.	3	4	3,5	Valid
6.6 The activities, exercises and tasks focus on student's comprehension for each indicator.	4	4	4	Very Valid
6.7 The instruction for the activities, exercises and tasks are simple and clear.	3	3	3	Valid
6.8 The activities, exercises and tasks allow for the teacher's initiative to modify the activities.	4	3	3,5	Valid
6.9 The activities, exercises and tasks' instruction are clear and structured	3	4	3,5	Valid
Total: 3.6	= Very Valid			

Validity results were obtained from the observation checklist given to participants. The observation sheet includes multiple items, including examples, location, learning objectives, material that has been prepared, systematization of material content, and activities that have been successfully completed. After each topic has been researched thoroughly and the results are satisfactory, the teaching materials are then validated based on the following quotes from the experts: Therefore, the teaching materials are determined to be very good: (First expert) The aims and objectives are added, there is a framework for developing and systematically putting forward ideas inquiry-based learning model. (Second expert) can vary with ingredients and overall content. For example, Because of the validation checklist, the material development checkpoint's validity is extremely similar to the original.

g. The Strength of the Material

There are several problems that exceed the previous material after the English learning material was changed. Compared to the previous material, the more advanced material uses the Inquiry learning model which can help teachers carry out the teaching process methodically according to the model guidelines. Apart from that, the material provided for learning activities is more varied so that the learning process is not boring for students. They can also be made as elegant as possible. With the main focus on learning materials for Skills 3.8 and 4.8, the researcher compiled this information using various images that were close to the students, which unfortunately were quite striking. There are two types of graphics displayed: cartoon and real graphics. The application of original images and cartoons, is all communication for students to imagine and create illustrated characters on

the box. Likewise, students cannot speed up and contain the material they have studied.

B. Research Discussion

The main focus of this research is on the development of ELT material-based inquiry learning model for eighth grade students of MTS Islamic Boarding School Abnaul Amir Gowa. The researcher then developed her three survey questions regarding the development. The following is an additional interpretation and discussion provided by the researcher:

1. The needs of the eighth grade students in Islamic Boarding School Abnaul Amir Gowa based on inquiry learning model based ELT materials of “Simple present continuous tense” unit

To analyze students' needs, a questionnaire was developed. The creation process began by selecting the components to be included in the questionnaire and ended by formulating six sections. The initial section is the cover, which consists of one question. The second section included two questions regarding the layout of the developed module. The third section consists of five questions designed to determine the instructional objectives of the module. The fourth section consists of eleven questions designed to understand the structured learning objectives. The fifth section consists of three questions regarding the Systematic Content of English. Simultaneously, the sixth section consisted of nine questions regarding Activities/ Exercises/ Tasks in the developed learning module.

The purpose of the questionnaire's questions was to gain insights into the systematic learning requirements of the students in order to tailor materials that suit their needs. Additionally, the questionnaire was not directly administered to the students but was reviewed and advised by

experts. These experts revised specific answer options for each question, resulting in the final version of the questionnaire, which was then distributed among the students. Consequently, the experts deemed the survey's outcomes valid and valuable, as they were pertinent and applicable to the students.

This study found that using the Inquiry Learning Model at the Islamic boarding school Abnaul Amir Gowa led to significant improvements in students' academic performance and learning of the English language, especially when dealing with brief functional texts. Inquiry learning in science helps students acquire better perceptual skills as it allows them to use their cognitive and physical abilities to understand natural phenomena and the world around them. This kind of learning should show students the nature of scientific study and the way learning is realized. Renowned educators, such as Wynne Harlen (2004), have acknowledged the model's capacity to inspire students to participate and cooperate in problem-solving actively.

Kusmaryono Heru and Setiawati Rokhis (2013) supports these findings, stating that in the inquiry learning model, teachers act as facilitators and help students discover problems and questions by guiding them through the inquiry learning process. The inquiry approach sees students as active thinkers who seek, examine and process information from their environment for a variety of purposes that best suit their mental nature.

Experts recommend incorporating various learning methodologies, including the Inquiry Learning Model, group project-based, and game-based learning, to encourage student motivation and deeper

understanding. By creating a welcoming learning environment that actively promotes student participation and aligns with students' interests, the educational experience is substantially enriched.

In conclusion, utilizing the Inquiry Learning Model at the Islamic boarding school Abnaul Amir Gowa can elevate the overall quality of instruction and student's academic performance in English. This approach prioritizes student-centered education and involvement in learning, helping students overcome obstacles and develop a thorough comprehension of the language. Integrating multiple learning modalities significantly creates a more engaging and effective educational environment.

2. The prototype of Inquiry learning model-based ELT materials of “Simple present continuous tense” unit

After getting and analyzing the students' needs, the researcher designed the prototype or blue print based on students' needs. The blue print used 4D model (Define, Design, Develop, and Disseminate) because this model is relevant to the researcher's step in developing the learning tool. The blue print also content the steps of inquiry learning and ELT material that explained one by one clearly.

From the six stages of inquiry learning model, the researcher interested in formulating hypothesis stage because in that stages, students try to answer or solve the problem that provided by the teacher, they will use their critical thinking skill to solve that problem then will be checked at testing hypothesis stage. It will be develop students interest about the materials and finally they can learn well and mastered the lesson.

This is relevant to the Robert Gagne (1970) theory in instructional theory because this theory is divided into 4 parts: The first is design-oriented learning, which means that learning becomes purely goal-oriented; the second is instructional methods, which depend on situational factors such as what is to be taught, the learner, learning environments, and instructional development restrictions. The third way is the component method, which focuses on the overall process, and the fourth method is probabilistic, which means the primary goal is to enhance the likelihood of the desired learning outcomes. From that 4 points of the Instructional theory, the researcher is sure that the prototype or the blue print is relevant with that this theory because all of the points are fulfilled properly in the learning tool.

3. The validity rate of English material of “Simple present continuous tense” unit

The third aspect that will be discussed is the validity rate of English material. After designing the module about simple present continuous tense based on students' needs using inquiry model, the researcher conducted the next stage, namely validating to the experts to ensure whether this module is in accordance with the needs of students who use the inquiry method or not.

There are several points that need to be validated, ranging from cover design to activities/exercises/tasks. From some of these points, researchers are interested in the activities/exercises/tasks of English Content because in developing learning modules, researchers must pay attention to the concept of giving assignments to students so that students are interested and enthusiastic in doing the assignments. Therefore in providing activities,

exercises and tasks must be interesting, can develop student understanding, provide language use in everyday life, subject matter according to the level and needs of students, provide varied learning arrangements such as pairing and working in groups, focus on student understanding for each indicator, simple, clear, structured and also allow teachers to modify activities. This is quite challenging, but this is one of the main points of the developed learning module.

Validation was carried out to two experts. Both experts approved the results obtained based on the research. Experts argue that overall this module is in accordance with the needs of students and several other determining factors so that in other words, this module is valid and can be implemented as a viable alternative learning resource for students while increasing student learning motivation.



CHAPTER V

CONCLUSIONS AND RECOMMENDATION

A. Conclusion

Based on the developed research questions, the study systematics allows for the following conclusions to be drawn.

1. To create materials modified from the syllabus of earlier research that also produced ELT materials based on the inquiry learning model, the researcher created a syllabus design during the design stage. The syllabus design includes the unit title, fundamental skills, indicators, language focus, input, and variety of activities. At this point, the researcher added inquiry learning to the curriculum and included some exercises in the assignment. The decision to use the inquiry learning model was made after considering the significance of the subject and the module's overall balance. The researcher identified each part of the syllabus design before arranging the pieces into the module.
2. The researcher carefully considered the materials used during the development process, including selection, elimination, and choosing the most appropriate ones. Additionally, they decided on the module's aesthetic features, including the colors, design, font styles, and other details.
3. The data analysis results were submitted to the supervisor for assessment during the analysis stage before progressing to the next phase. In the design stage, the syllabus design results were presented for validation by validators. Finally, after a systematic development and

revision process, the English textbook integrated with Islamic values attained a level of feasibility approved by the validators.

B. Recommendation

The findings of this study provide various recommendations, the first of which is to conduct further research, namely at the dissemination stage of the 4D model. Further research can be conducted to find out how the use of instructional module based on inquiry learning models can affect student activeness in the learning process.

Second, further research is expected to be adapted to the developing technology so that students are not outdated and apply this module not only in one school but in all junior high schools.



BIBLIOGRAPHIES

- Achmad, Ghufran Hasyim, and Andi Prastowo. "Authentic Assessment Techniques on Cognitive Aspects in Islamic Religious Education Learning at Elementary School Level." *Jurnal Ilmiah Sekolah Dasar* 6, no. 1 (2013): 75–84. <https://doi.org/10.23887/jisd.v6i1.42636>.
- Ahmad, Djuwairiah. "Understanding the 2013 Curriculum of English Teaching Through the Teachers' and Policymakers' Perspectives," 2019.
- Amali, L. N., N. T. Kadir, and M. Latief. "Development of E-Learning Content with H5P and ISpring Features." *Journal of Physics: Conference Series* 1387, no. 1 (2019). <https://doi.org/10.1088/1742-6596/1387/1/012019>.
- Ananingsih, Yuni. "EFEKTIVITAS INQUIRY BASED LEARNING (IBL) PADA PEMBELAJARAN REAKSI OKSIDASI-REDUKSI UNTUK PESERTA DIDIK KELAS XSMA KOLOMBO YOGYAKARTA," 2012.
- Arsyad A. "Media Pembelajaran," 2011, 23–35.
- Ausubel, David Paul. *The Acquisition and Retention of Knowledge: A Cognitive View*. Springer Science & Business Media, 2012.
- Azhar, Arsyad. "Media Pembelajaran, Jakarta: PT." *Raja Grafindo Persada*, 2007, 15–85.
- Borg Walter, R, Meredith D Gall, and Joyce P Gall. "Educational Research: An Introduction." New York: Longman Inc, 1983.
- Brown, James Dean. *Introducing Needs Analysis and English for Specific Purposes*. Routledge, 2016.
- Danim, Sudarwan. "Menjadi Peneliti Kualitatif: Rancangan Metodologi." *Presentasi Dan Publikasi Hasil Penelitian Untuk Mahasiswa Dan Peneliti Pemula Bidang Ilmu-Ilmu Sosial, Pendidikan Dan Humaniora*, Penerbit Pustaka Setia, Bandung, 2002.
- Degeng, I Nyoman Sudana, and Nyoman Sudana. "Teori Pembelajaran 2: Terapan." *Malang: Program Magister Manajemen Pendidikan Universitas Terbuka*, 2006.
- Dick, Walter, Lou Carey, and James O Carey. "The Systematic Design of Instruction," 2005.
- Gall, Meredith Damien, Walter R Borg, and Joyce P Gall. *Educational Research: An Introduction*. Longman Publishing, 1996.
- "Gary Nottis at (1)," n.d.
- Handoyono, Nurcholish Arifin, and Zainal Arifin. "Pengaruh Inquiry Learning Dan Problem-Based Learning Terhadap Hasil Belajar Pkkr Ditinjau Dari Motivasi Belajar." *Jurnal Pendidikan Vokasi* 6, no. 1 (2016): 31. <https://doi.org/10.21831/jpv.v6i1.8114>.

- Hasbullah, Hasbullah, and Eva Yuni Rahmawati. "Pengaruh Penerapan Metode Hypnoteaching Terhadap Motivasi Belajar Mahasiswa Universitas Indraprasta PGRI." *Formatif: Jurnal Ilmiah Pendidikan MIPA* 5, no. 1 (2015): 83–90. <https://doi.org/10.30998/formatif.v5i1.163>.
- Heru, Kusmaryono, and Setiawati Rokhis. "Penerapan Inquiry Based Learning Untuk Mengetahui Respon Belajar Siswa Pada Materi Konsep Dan Pengelolaan Koperasi." *Jurnal Pendidikan Ekonomi Dinamika Pendidikan* 8, no. 2 (2013): 133–45. <https://journal.unnes.ac.id/nju/index.php/DP/article/viewFile/3369/3278>.
- Ifani, Putri Nurul, Sitti Nurpahmi, and Djuwairiah Ahmad. "Developing Inquiry Learning Model-Based English Instructional Materials for the Seventh Grade of Junior High School." *English Language Teaching for EFL Learners* 2, no. 2 (2020): 13. <https://doi.org/10.24252/elties.v2i2.11252>.
- Jajang Bayu Kelana, D. Fadly Pratama. *Bahan Ajar Ipa Berbasis Literasi Sains. LEKKAS Jl. Udawa No. 18 A Bandung 40172*. Vol. 0, 2019.
- Kitot, Awg Kasmurie Awg, Abdul Razak Ahmad, and Ahmad Ali Seman. "The Effectiveness of Inquiry Teaching in Enhancing Students' Critical Thinking." *Procedia - Social and Behavioral Sciences* 7, no. 2 (2010): 256. <https://doi.org/10.1016/j.sbspro.2010.10.037>.
- Latif, Khawaja Fawad. "An Integrated Model of Training Effectiveness and Satisfaction with Employee Development Interventions." *Industrial and Commercial Training* 44, no. 4 (2012): 211–22.
- Miles, Matthew B, A Michael Huberman, and Johnny Saldana. *Qualitative Data Analysis*. SAGE, 2014.
- Moleong, Lexi. "Metode Penelitian." *Jakarta: Rineka Cipta*, 2010.
- Mubar, Miftahul Khair Nur Ali. "Volume I, Number 02, December 2015." *ETERNAL (English, Teaching, Learning, and Research Journal)* 1, no. 02 (2015): 257–69.
- Prastowo, Andi. "Pengembangan Bahan Ajar Tematik." Yogyakarta: Diva Press, 2013.
- Prof., Dr sugiyono. "Prof. Dr. Sugiyono, Metode Penelitian Kuantitatif Kualitatif Dan R&d. Intro (PDFDrive).Pdf." *Bandung Alf*, 2011.
- Salim, Agus. "Teori Dan Paradigma Penelitian Sosial: Buku Sumber Untuk Penelitian Kualitatif Edisi Kedua." Yogyakarta: Tiara Wacana, 2006.
- Sanjaya, Wina. "Strategi Pembelajaran Berbasis Standar Proses Pendidikan." Jakarta: Kencana Prenada Media, 2006.
- Siemens, George. "Connectivism: Learning as Network-Creation." *ASTD Learning News* 10, no. 1 (2005): 1–28.
- Steffens, Karl. "Competences, Learning Theories and MOOC s: Recent

- Developments in Lifelong Learning." *European Journal of Education* 50, no. 1 (2015): 41–59.
- Sukendra, I Komang. I Kadek Surya Atmaja. *Instrumen Penelitian. Journal Academia*, 2020.
- Thiagarajan, Dorothy S., and dan Melvyn I. Semmel (1974: 5). Semmel. "Pengembangan Model 4-D. Model Pengembangan 4-D (Four D)." *International Journal of Science*, 1974, 89.
- Triandy, Rendy. "PEMBELAJARAN MENGIDENTIFIKASI IDE POKOK DALAM ARTIKEL DENGAN METODE INQUIRY PADA SISWA KELAS X SMA PASUNDAN 2 BANDUNG: Metode Inquiry: Ide Pokok: Teks Artikel." *Literasi: Jurnal Ilmiah Pendidikan Bahasa, Sastra Indonesia Dan Daerah* 7, no. 2 (2017): 143–52.
- Trowbridge, L. "Bybee." *R. W*, 1986.
- Vismaia, Damayanti S, and A R Syamsudin. "Metode Penelitian Pendidikan Bahasa." *Bandung: PT Rosdakarya*, 2007.
- Widodo, Handoyo Puji. "Approaches To Needs Analysis in Esp Curriculum Development." *The European Journal of Applied Linguistics and TEFL* 18, no. 3 (2017): 127–46.
- Wiratemaja, I Gusti Ngurah Agung, I Made Tegeh, and Ketut Pudjawan. "PENGEMBANGAN MULTIMEDIA PEMBELAJARAN MATA PELAJARAN BAHASA INGGRIS KELAS X SEMESTER GENAP DI SMKN 2 SUKAWATI." *Jurnal Edutech Undiksha* 2, no. 1 (2014).
- yang Menyenangkan, Alternatif Desain Pembelajaran. "Ahmadi, Abu. 2005. Strategi Belajar Mengajar. Bandung: CV Pustaka Setia. Arifin, Zainal. 2011. Penelitian Pendidikan Metode Dan Paradigma Baru. Bandung: Remaja Rosdakarya. Basri, Hasan. 2015. Paradigma Baru Sistem Pembelajaran. Bandung," n.d.

APPENDIX XI
DOCUMENTATIONS



CURRICULUM VITAE



Nur Asiah was born on February 16th, 1999 in Polman, West Sulawesi. She is the third child and of Herman and Almh. Marda, and has two brothers named Arman H, S.E., Muh. Dimas Fahri and one sister named Apriani.

In 2007, Nur Asiah began her education SD Inpres Tasiu II, where she graduated in 2013, then to SMP Budi Mulia, and completed her studies there in 2016. Subsequently, she enrolled at SMA Negeri 1 Kalukku and graduated in 2019.

Then the next year, Nur Asiah pursued her higher education at UIN Alauddin Makassar. She enrolled in the Faculty of Tarbiyah and Teacher Training, specifically in the English Education Department, and remained a student there from 2019 to 2024.