

**DEVELOPING LEARNING ELT MATERIALS OF “GREETING  
CARD” UNIT BASED ON INQUIRY LEARNING MODEL  
FOR THE EIGHTH GRADE STUDENTS OF ISLAMIC  
BOARDING SCHOOL ABNAUL AMIR GOWA**



**A THESIS**

**Submitted in Partial Fulfillment of the Requirements for the Degree of  
Sarjana Pendidikan (S.Pd) of English Education Department  
The Faculty of Tarbiyah and Teacher Training  
Universitas Islam Negeri Alauddin Makassar**

**By:**

**Ariyanti Widyastuti**

**Reg. Number: 20400119082**

**Consultant I: Prof. Dr. Muhammad Yaumi, M. Hum., M.A.**

**Consultant II: Muthi'ah, M.Pd.**

**ENGLISH EDUCATION DEPARTMENT  
THE FACULTY OF TARBIYAH AND TEACHER TRAINING  
UNIVERSITAS ISLAM NEGERI ALAUDDIN MAKASSAR  
2024**

## PERNYATAAN KEASLIAN SKRIPSI

Mahasiswi yang bertanda tangan di bawah ini:

Nama : Ariyanti Widyastuti  
NIM : 20400119082  
Tempat/Tgl Lahir : Sungguminasa, 17 Juni 2001  
Jur/Prodi/Konsentrasi : Pendidikan Bahasa Inggris  
Fakultas/Program : Tarbiyah dan Keguruan  
Alamat : Perumahan Paccinongan Harapan Blok Pa 10/08  
Judul Skripsi : *Developing Learning ELT Materials of  
“Greeting Card” Unit Based on Inquiry Learning  
Model for The Eighth Grade Students of Islamic  
Boarding School Abnaul Amir Gowa.*

Menyatakan dengan sesungguhnya dan penuh kesadaran bahwa skripsi ini adalah hasil karya sendiri. Jika kemudian hari terbukti bahwa ini merupakan duplikat, tiruan, plagiat, dibuat oleh orang lain, sebagian atau seluruhnya. Maka skripsi dan gelar yang diperoleh karenanya batal demi hukum.

Samata-Gowa, 17 Januari 2024

Penyusun

  
Ariyanti Widyastuti

NIM: 20400119082

## PENGESAHAN SKRIPSI

Skripsi berjudul "Developing Learning ELT Materials of "Greeting Card" Unit Based on Inquiry Learning Model for the Eighth Grade Students of MTs Islamic Boarding School Abnaul Amir Gowa", yang disusun oleh Ariyanti Widyastuti, NIM 20400119082, mahasiswa Jurusan Pendidikan Bahasa Inggris Fakultas Tarbiyah dan Keguruan UIN Alauddin Makassar, telah diuji dan dipertahankan dalam sidang munaqasyah yang diselenggarakan pada hari Senin, tanggal 05 Februari 2024 M, bertepatan dengan tanggal 24 Rajab 1445 H, dinyatakan telah dapat diterima sebagai salah satu syarat untuk memperoleh gelar Sarjana dalam Ilmu Pendidikan, Jurusan Pendidikan Bahasa Inggris dengan beberapa perbaikan.

Gowa, 20 Februari 2024 M.  
10 Sha'ban 1445 H.

**DEWAN PENGUJI:**  
Nomor SK Munaqasyah: 447 Tahun 2024

Ketua Sidang	: Dr. Sitti Nurpahmi, S.Pd., M.Pd.	(.....)
Sekretaris Sidang	: Nur Aliyah Nur, M.Pd.	(.....)
Penguji I	: Prof. Dra. Hj. St. Azisah, M.Ed.St., Ph.D.	(.....)
Penguji II	: Multazam Abubakar, S.S., M.Hum.	(.....)
Pembimbing I	: Prof. Dr. Muhammad Yaumi, M. Hum., M.A.	(.....)
Pembimbing II	: Muthi'ah, M.Pd.	(.....)

UNIVERSITAS ISLAM NEGERI

ALAUDDIN  
M A K A S S A R

Diketahui oleh:  
Dekan Fakultas Tarbiyah dan Keguruan  
UIN Alauddin Makassar

Dr. H. Andi Achruh, M.Pd.I.  
NIP. 19660908 199403 1 002

## ACKNOWLEDGEMENTS

بِسْمِ اللَّهِ الرَّحْمَنِ الرَّحِيمِ

*Alhamdulillah Rabbil Alamin*, the researcher, expresses gratitude for how intense devotion is felt to the Most Sustainer and Most Merciful, our God *Allah Subhanahu wa ta'ala* who has been providing a haven, a solid foundation, and health so that this thesis can be completed. As well as Shalawat and greetings to our beloved Prophet *Muhammad Shallallahu alaihi wasallam*, who has brought us from the path of darkness to a brightly lit path, from despicable morals to praiseworthy morals, and from the *jahiliyyah* era to the Islamic era.

In the completion of this thesis, the researcher received many contributions from several parties for their guidance, corrections, suggestions, advice, and invaluable support. With their help, the writing of this thesis can be completed. Therefore, the researcher would like to express her gratitude and highest appreciation to them, especially to:

1. The researcher's mother, Sadriani for the unlimited support, love, and prayers for the researcher in achieving her dreams. The researcher would also like to remember her father, Mangambari Dg. Sore for all the longing, inspiration, and enthusiasm in her life journey.
2. The Rector of UIN Alauddin Makassar, Prof. H. Hamdan Juhanis, M.A., Ph.D., for providing an institutional home with all facilities during the study process of the researcher, and all the Vice Rectors.
3. The Dean of Tarbiyah and Teacher Training Faculty, Drs. H. Andi Achruh, M.Pd.I., for the generous support and assistance throughout the researcher study, and all the Vice Deans.

4. The Head of the English Education Department, Dr. Sitti Nurpahmi, S.Pd., M.Pd., with all lecturers and the administration staff, for their kindness, guidance, and cooperation all these times.
5. The Secretary of the English Education Department, Nur Aliyah Nur, M.Pd., who has become an incredible and significant inspiration for the researcher.
6. The Supervisors of the researcher, Prof. Dr. Muhammad Yaumi, M.Hum., M.A., and Muthi'ah, M.Pd., who gave the researcher unwavering support and gave the researcher patiently from the the beginning to the end.
7. The Examiners 1 Prof. Dra. Hj. St. Azisah, M.Ed.St., Ph.D., the former head of the English Education Department who is very caring and attentive to his students, thank you for all the knowledge given, and as an examining lecturer thank you for the very meaningful thoughts and understanding that have been given in completing the final results of this thesis.
8. The Examiners 2 Multazam Abubakar, M.Hum. who gave the researcher much thought in improving the final result of this thesis.
9. The Siblings of the researcher, MTV, Apt. Adi Arianto, S.Farm., M.Kes., CPSM., Brigpol Ansar Azhari, S.M., Amran Syaputra, and Arief Akbar Fauzan for all their support in every way.
10. The Headmaster, teachers, and students of Islamic Boarding School Abnaul Amir Gowa, who have allowed to conduct research.
11. The researcher's bestfriend, TULOLONNA SULAWESI Aulia Agusfina, Yulia Putri Utami, Nur Asiah, Yuliarti Asma, And Aina Nasira, thank you so much for your love and for our togetherness during this study.

12. The researcher's bestfriend, E/INFP GANG Thalia Anastasya Hutapea, S.Pd., and Muh. Miftach Najahul Ramadhan thank you so much for the support in many ways, hopefully always fangirl/fanboy K-pop together.
13. Andi Wahbah Al Zuhaily, who always accompany and always be a support system for the researcher on difficult days during the thesis work process. Thank you for listening her complaints, contributing a lot in writing this thesis, providing support, love, enthusiasm, energy, thoughts, materials and assistance and always being patient with me, thank you for being a part of her journey.
14. The researcher's lovely idol, (EXO) Doh Kyungsoo, Chanyeol, Baekhyun, Lay, Sehun, Suho, Kai, Chen, dan Xiumin. (TREASURE) Choi Hyunsuk, Jaehyuk, Doyoung, Jeongwoo, Jihoon, Haruto, Junkyu, Asahi, Junghwan, and Yoshi. And the last but not least Sung Hanbin (ZEROBASEONE) for making her day.
15. The researcher's classmates in English Education Department, PBI 3 and 4 in Academic Year 2019 taught her about togetherness and solidarity. The researcher realizes that the writing is far from perfect. Nonetheless, her classmates' experiences and lessons have inspired and encouraged the researcher to continue learning and growing while developing this modul.

Samata-Gowa, 17 January 2024

The researcher,




Ariyanti Widayastuti

## TABLE OF CONTENTS

<b>PERNYATAAN KEASLIAN SKRIPSI</b> .....	<b>ii</b>
<b>PENGESAHAN SKRIPSI</b> .....	<b>iii</b>
<b>ACKNOWLEDGEMENTS</b> .....	<b>iv</b>
<b>TABLE OF CONTENTS</b> .....	<b>vii</b>
<b>LIST OF TABLES</b> .....	<b>ix</b>
<b>LIST OF FIGURES</b> .....	<b>xi</b>
<b>LIST OF APPENDICES</b> .....	<b>xii</b>
<b>ABSTRACT</b> .....	<b>xiii</b>
<b>CHAPTER I</b> .....	<b>1</b>
<b>INTRODUCTION</b> .....	<b>1</b>
A. <i>Background</i> .....	1
B. <i>Research Focus and Focus Description</i> .....	6
C. <i>Research Questions</i> .....	9
D. <i>Research Objectives and Research Significances</i> .....	9
E. <i>Previous Research</i> .....	11
F. <i>Product Specification</i> .....	13
<b>CHAPTER II</b> .....	<b>14</b>
<b>REVIEW OF RELATED LITERATURE</b> .....	<b>14</b>
A. <i>The Theory of Learning and Instruction</i> .....	14
B. <i>Inquiry Learning Model</i> .....	20
C. <i>English Language Teaching Material</i> .....	23
D. <i>Development Model</i> .....	26
E. <i>I'm so Happy for you Unit</i> .....	34
F. <i>Development Framework</i> .....	34
<b>CHAPTER III</b> .....	<b>37</b>
<b>METHODOLOGY</b> .....	<b>37</b>
A. <i>Research Type and Location</i> .....	37
B. <i>Research Approaches</i> .....	38
C. <i>Design of Research and Development</i> .....	39
D. <i>Research Subjects</i> .....	40
E. <i>Research Instrument</i> .....	40

F. <i>Data Processing Analysis Technique</i> .....	42
<b>CHAPTER IV</b> .....	<b>45</b>
<b>FINDING AND DISCUSSION</b> .....	<b>45</b>
A. <i>Research Finding</i> .....	45
B. <i>Research Discussion</i> .....	88
<b>CHAPTER V</b> .....	<b>93</b>
<b>CONCLUSION AND SUGGESTIONS</b> .....	<b>93</b>
A. <i>Conclusion</i> .....	93
B. <i>Recommendation</i> .....	94
<b>BIBLIOGRAPHIES</b> .....	<b>95</b>
<b>APPENDICES</b> .....	<b>98</b>



UNIVERSITAS ISLAM NEGERI  
**ALAUDDIN**  
 M A K A S S A R



## LIST OF TABLES

Table 1.1 Research Focus and Focus Description.....	9
Table 3.1 Level of validity adapted from Ayu et al. (2018).....	44
Table 4.1 The result of the 1 <sup>st</sup> Question .....	47
Table 4.2 The result of the 2 <sup>nd</sup> Question .....	47
Table 4.3 The result of the 3 <sup>rd</sup> Question.....	47
Table 4.4 The result of the 4 <sup>th</sup> Question.....	48
Table 4.5 The result of the 5 <sup>th</sup> Question.....	48
Table 4.6 The result of the 6 <sup>th</sup> Question.....	49
Table 4.7 The result of the 7 <sup>th</sup> Question.....	49
Table 4.8 The result of the 8 <sup>th</sup> Question.....	49
Table 4.9 The result of the 9 <sup>th</sup> Question.....	50
Table 4.10 The Result of the 10 <sup>th</sup> Question.....	50
Table 4.11 The Result of the 11 <sup>th</sup> Question.....	51
Table 4.12 The Result of the 12 <sup>th</sup> Question.....	51
Table 4.13 The Result of the 13 <sup>th</sup> Question.....	52
Table 4.14 The Result of the 14 <sup>th</sup> Question.....	52
Table 4.15 The Result of the 15 <sup>th</sup> Question.....	53
Table 4.16 The Result of the 16 <sup>th</sup> Question.....	53
Table 4.17 The Result of the 17 <sup>th</sup> Question.....	54
Table 4.18 The Result of the 18 <sup>th</sup> Question.....	54
Table 4.19 The Result of the 19 <sup>th</sup> Question.....	54
Table 4.20 The Result of the 20 <sup>th</sup> Question.....	55
Table 4.21 The Result of the 21 <sup>st</sup> Question.....	55
Table 4.22 The Result of the 22 <sup>nd</sup> Question.....	56
Table 4.23 The Result of the 23 <sup>rd</sup> Question.....	56
Table 4.24 The Result of the 24 <sup>th</sup> Question.....	56
Table 4.25 The overall needs inventory from linguistic needs .....	57
Table 4.26 The overall needs inventory from learning needs .....	58
Table 4.27 Operational verb of cognitive domain .....	60
Table 4.28 Operational verb of psychomotor domain. 2018 .....	61

Table 4.29 The explanation of the blueprint.....	66
Table 4.30 Experts' suggestions on the developed textbook.....	80
Table 4.31 Syllabus Design Result.....	82



## LIST OF FIGURES

Figure 2.1 The Conceptual Framework of 4D Model.....	36
Figure 4.1 The blueprint of Inquiry Learning Model.....	65
Figure 4.2 A framework for English Material in chapter I based on syllabus. ....	71
Figure 4.3 Before Development.....	75
Figure 4.4 After Development.....	75
Figure 4.5 After Development.....	76
Figure 4.6 Before Development.....	76
Figure 4.7 After Development.....	76
Figure 4.8 Before Development.....	77
Figure 4.9 After Development.....	77
Figure 4.10 After Development.....	77
Figure 4.11 After Development.....	77
Figure 4.12 After Development.....	78
Figure 4.13 After Development.....	79



## LIST OF APPENDICES

<b>APPENDIX I.....</b>	<b>98</b>
QUESTIONNAIRES FOR STUDENTS.....	98
<b>APPENDIX II.....</b>	<b>102</b>
THE RESULT OF QUESTIONNAIRES' DATA PROCESSING.....	102
<b>APPENDIX III.....</b>	<b>106</b>
PERMENDIKBUD NUMBER 24 YEAR 2016.....	106
<b>APPENDIX IV.....</b>	<b>108</b>
SYLLABUS.....	108
<b>APPENDIX V.....</b>	<b>111</b>
THE INDICATORS OF BASIC COMPETENCY 3.5.....	111
<b>APPENDIX VI.....</b>	<b>114</b>
SYLLABUS DESIGN.....	114
<b>APPENDIX VII.....</b>	<b>118</b>
EVALUATION CHECKLIST OF SYLLABUS AND MODULE DESIGN.....	118
<b>APPENDIX VII.....</b>	<b>124</b>
EXISTING BOOK UNIT V "I'M SO HAPPY FOR YOU!".....	124
<b>APPENDIX VIII.....</b>	<b>126</b>
THE DEVELOPED MODULE.....	126
<b>APPENDIX IX.....</b>	<b>148</b>
DOCUMENTATIONS.....	148

UNIVERSITAS ISLAM NEGERI  
**ALAUDDIN**  
M A K A S S A R

## ABSTRACT

**Title** : *Developing Learning ELT Materials of "Greeting Card" Unit Based on Inquiry Learning Model for the Eighth Grade Students of Islamic Boarding School Abnaul Amir Gowa*  
**Year** : 2024  
**Researcher** : Ariyanti Widyastuti  
**Consultant I** : Prof. Dr. Muhammad Yaumi, M. Hum., M.A.  
**Consultant II**: Muthi'ah, M.Pd.

---

---

The study aims to develop English teaching materials for grade VIII students, especially in Chapter V "I'm So Happy for You!" with material greeting card at MTs Islamic Boarding School Abnaul Amir Gowa, which is based on the 2013 curriculum which is supported by using an inquiry learning model.

The researcher used the R&D method with the 4D model for the instructional design framework. In the define stage, the researcher determined students' target and learning needs by spreading a questionnaire to the students to analyze the needs of students in class VIII at MTs Islamic Boarding School Abnaul Amir Gowa. The syllabus created in the design stage included indicators and an inquiry-based learning model. English material development followed the inquiry learning stages: orientation, formulating a problem, formulating a hypothesis, collecting information, testing the hypothesis, and formulating a conclusion.

The two experts was part of this research to validate the product. According to the experts, the three systematic aspects that they validated of the product were valid for Materials Systematic Organization (3.5), valid for Systematic English Teaching (3.5), and valid for Systematic Content of English (3.5). After several discussions and improvements, the results show that the English material is valid.

This research could be a valuable reference for other researchers in the literature. The English language development materials in this study can increase students' motivation for learning, designed according to their needs. These materials have gone through a careful validation process so the learning tool can be implemented as a viable alternative learning resource by students.

# CHAPTER I

## INTRODUCTION

### ***A. Background***

Education is a fundamental thing in human life. Education can be interpreted as an effort made to improve the quality of Human Resources. The meaning of education is very important because, through education, humans are expected to develop in a better direction. Through education, humans can improve their potential and quality.<sup>1</sup> In addition, the use of foreign languages in educational institutions has very important benefits for educational progress, especially in the area of mastery and knowledge of English which cannot be ignored. By learning English, one can improve comprehension and vocabulary on a global scale. For example, English is taught to school children in Indonesia as a foreign language as part of the mandatory curriculum which started in the 2013 curriculum and continues into the current curriculum.

As a student studying English, it is important to learn it from various sources, such as English dictionaries and textbooks used by teachers to teach in the classroom. Because the textbook uses full English, students are expected to use an English Dictionary to understand the contents of the teaching materials taught by the teacher. English dictionaries can be used by students to learn and find English vocabulary that they want to know and when they want to find other word references so that they don't seem monotonous. English dictionaries are divided into two types, namely English Dictionary (manual) and e-English Dictionary. Both English dictionaries have advantages and disadvantages in terms of practicality.

---

<sup>1</sup> James Dean Brown, *Introducing Needs Analysis and English for Specific Purposes* (Routledge, 2016).

In terms of practicality, the answer is an e-English dictionary. By typing in the word you want to search for, the word will appear after clicking the enter button or even immediately appear right after typing the desired word. However, the e-English dictionary has limitations in translation such as Google Translate can only translate up to 5,000 characters. This is the reason why e-English dictionaries are not good for those who are learning English. This is because the practical use of electronic dictionaries makes many people addicted and always rely on this dictionary. So they never use their abilities again.

Whereas the English Dictionary (manual), you need to translate a sentence by searching word for word. So it will be easier to remember the meaning of a word. However, because the search is still manual, the time needed tends to be longer than using an e-English dictionary. So it causes students to be lazy to learn English using an English dictionary (manual). This is what causes students to prefer to use an e-English Dictionary compared to an English dictionary (manual) because it is more practical and makes it easier for students. Because it cannot be denied, this time in the digital age where everything that is done tends to use electronics. However, not all schools allow their students to use electronics such as gadgets to access e-English dictionaries. So, students from schools that have such regulations can only use the English dictionary (manual) provided by the school.

English textbooks are also important for teachers and students. It not only serves as a guide for the teacher in delivering the material, but also provides the necessary knowledge through various activities and explanations. This has an impact on students' attitudes and their performance towards the lessons. When they like their textbooks, they will definitely

participate actively in class. Teachers should strive to engage students with the material they are about to learn. This is an important part of using textbooks.<sup>2</sup> The English textbook entitled “Bahasa Inggris: When English Rings the Bell” was released by the Indonesian Ministry of Education and Culture of Indonesia (MECI) at the same time as the implementation of K-13 was completed. In addition, for those who need it, this book can be downloaded for free on the website of the Ministry of Education and Culture.

The government created a Materials book or teaching materials used by teachers in schools as evidence of K-13 products that could be used by educational institutions to ensure that the provision of materials can be received equally in every region of Indonesia that uses this book as a reference. Teaching materials are all materials (whether text, information, or tools) that are systematically arranged to show the competencies that students will learn and are used in the learning process for planning and evaluating the implementation of learning.<sup>3</sup> English open materials have been created by several researchers, both print and non-print. Books, handouts, modules, brochures, and student worksheets are examples of printed open materials. In open materials, teachers also use books. Teachers have a very important role in increasing students' enthusiasm for learning. Therefore, if the teaching materials used by the teacher do not cover enough discussion, students may not understand the material taught. In such cases, teachers should look for other sources to provide students with a broader discussion of topics that are not included in the materials but are still relevant or connected to the materials.

---

<sup>2</sup> Jeremy Harmer, “*How to Teach English*,” *ELT Journal* 62, no. 3 (2008): 313–16.

<sup>3</sup> Andi Prastowo, “*Pengembangan Bahan Ajar Tematik*” (Yogyakarta: Diva Press, 2013).



Those activities will give an impact to their and our futures as Allah Swt. says in QS. An-Nahl verse 125:

أَدْعُ إِلَى سَبِيلِ رَبِّكَ بِالْحُكْمَةِ وَالْمَوْعِظَةِ الْحَسَنَةِ وَجَادِلْهُمْ بِالَّتِي هِيَ أَحْسَنُ إِنَّ رَبَّكَ هُوَ أَعْلَمُ  
بِمَنْ ضَلَّ عَنْ سَبِيلِهِ وَهُوَ أَعْلَمُ بِالْمُهْتَدِينَ

*"Call people to the way of your Lord with wisdom and good teaching, and argue with them in a good manner. Verily your Lord, He is the One who knows better who is astray from His way and He is the One who knows better who is guided."*

In the verse above, it is told that Allah SWT ordered the people of the Prophet Muhammad SAW to the right path in a good way in accordance with the demands of Islam. Whoever wants to be knowledgeable, achieve education correctly, wisely, and with good teaching.

There are several approaches used in the learning process, according to the 2013 curriculum policy (K-13). Current English textbooks are written with a scientific approach, but there is no learning model that teachers can use to help them explain the material. The pattern or plan used to organize a lesson in a classroom or tutorial is known as a learning model.<sup>4</sup> Taking this situation into account, the researcher created an open book that has not only a learning model but also an approach. Learning models help teachers center and organize the learning process in the classroom.

The previous KTSP curriculum only focused on cognitive abilities, while the 2013 curriculum focuses on affective, psychomotor and cognitive abilities through increasingly complete portfolio and non-test tests. Thus, K-13 education can increase or decrease students' desire to learn.

---

<sup>4</sup> Trianto, "Model Pembelajaran Terpadu," Jakarta: Bumi Aksara, 2010.

Motivation is essential to the learning process. Motivation is the complex process of a person's desire, passion and unwavering belief to achieve their goals. It is defined as the process that gives passion, direction, and persistence to behavior that is energetic, purposeful, and enduring. However, motivation is a change of energy within a person that is indicated by the emergence of feelings and reactions to achieve goals. It has two components: the inner component is the change within a person, including psychological states of dissatisfaction and tension, and the outer component is what a person wants and the goal toward which his behavior is directed.<sup>5</sup>

This research used the question learning model as a material development model. Inquiry is a learning model used to elicit, elaborate questions, know, discover, and explore an idea, and disseminate other sources of information with systematic, critical, logical, analytical, and scientific information to solve a problem. The main objectives of inquiry-based are as follows: 1) foster students' desire and motivation to learn about science concepts and principles; 2) improve students' scientific skills so that they can conduct experiments like scientists; and 3) encourage students to strive to gain new knowledge.<sup>6</sup> Inquiry-based learning teaches students to make open-ended observations, make predictions for answers, and draw conclusions based on data. These activities help students open their minds, helping them make connections between things, objects or situations they experience in real life.

---

<sup>5</sup> Oemar Hamalik, "*Proses Belajar Mengajar*," 2006.

<sup>6</sup> National Research Council, *Inquiry and the National Science Education Standards: A Guide for Teaching and Learning* (National Academies Press, 2000).

This research based on preliminary research in the form of observations through interviews with an English teacher on June 16<sup>th</sup>, 2022 at the Islamic Boarding School, Abnaul Amir Gowa shows that teachers usually use textbooks provided by the school. In this case, textbooks are usually provided or facilitated by the government. Teachers just get them and use them in the learning process, without much possibility to choose textbooks that suit students' needs. Therefore, the content of the materials is sometimes, even often, inappropriate to the conditions of the school, the students, and the school curriculum. In addition, since teachers do not have a large selection of textbooks, it is difficult for teachers to adjust the content of the materials to the knowledge that students have. As a result, a mismatch between teachers' learning objectives and students' needs may occur.

Researcher chose this title because they wanted to create teaching materials that could increase students' desire to learn and their understanding of the material. The research was conducted at MTs Islamic boarding school Abnaul Amir Gowa. This school has gotten grade A level for it's accreditation.

Based on the explanation above, the researcher is interested in researching **ELT Materials** based on the **Inquiry Learning Model**. It is expected that teaching and learning activities carried out in the classroom at MTs Pondok Pesantren Abnaul Amir Gowa will provide benefits for both teachers and students.

## ***B. Research Focus and Focus Description***

### **1. Research Focus**

The research focus of this research is to create a question-learning model based on English learning materials. This is due to students' lack of desire to learn in class. Therefore, it is important to understand what specific

components can help students become more enthusiastic and confident during the learning process. Student motivation is greatly influenced by the methods and subject matter that teachers use during the learning process. The researchers limited their research focus to the creation of teaching materials and inquiry models in English.

#### a) Developing Inquiry Learning Model

The inquiry learning model emphasizes the search and discovery process, teaching students to think critically about problems and ask questions based on facts. Teachers help and encourage students to learn. Data collection, asking relevant questions, conducting research or study, evaluating what has been learned, and fieldwork experiments using tools to analyze, interpret, and make predictions based on data is a multifaceted process.

This model allows students to use previously established ideas to analyze problems that arise in other literature and improve their understanding of the subject. In addition, students are allowed to connect the new information they acquire with the cognitive structures they have previously built to achieve good learning outcomes. Motor, self-affective, and cognitive abilities can also be developed. The theory that everyone has the ability to learn for themselves is the basis of learning. By asking questions and testing students' understanding of the material, inquiry-based learning aims to improve students' critical thinking and intellectual skills.

b) ELT-Material

ELT material is media that contain learning ideas that will be taught to language learners with English materials. Teaching materials are very important for the teaching and learning process. Teachers must be very selective in choosing ELT materials to help students learn the language. Besides emphasizing that the materials should be interesting, teachers should also ensure that the materials are accurate.

2. Focus Description

The contribution of teachers and students in learning activities is very important for the success of learning in the classroom. One of the things that teachers must pay attention to is the use of open methods and materials. Instructional planning and procedures used by teachers can help improve student engagement in the classroom, which can be seen from how students are active and understand the subject matter. The focus of this research is to improve the teaching materials of the "I'm So Happy for You!" English unit, specifically on basic competencies 3.5 and 4.5. The material focus is on making greeting cards based on the Inquiry learning model. To limit this study, the researcher provides an explanation of the topics to be covered. Despite the fact that the description of this focus can be adapted to the results of the research. The description of the research focus can be seen in the table below:

Table 1.1 Research Focus & Focus Description

No.	Research Focus	Focus Description
1.	Developing Inquiry Learning Model-Based ELT Material	1. Needs Analysis : - Linguistic Needs - Learning Needs 2. Prototype:

		- Make a Greeting Card
		3. Validation

### ***C. Research Questions***

Based on the background, the main problem is developing English material based on inquiry learning. There are three research questions should be formulated as follows:

1. What are the needs of the eighth grade students in Islamic boarding school Abnau Amir Gowa of instructional ELT material of "I'm so Happy for You!" unit based on inquiry learning model?
2. How is the designed prototype of instructional ELT materials of "I'm so Happy for You!" unit based on inquiry learning model for the eighth grade students of Islamic boarding school Abnau Amir Gowa?
3. How is the validity rate of instructional ELT materials of "I'm so Happy for You!" unit based on inquiry learning model for the eighth grade students of Islamic boarding school Abnau Amir Gowa?

### ***D. Research Objectives and Research Significances***

#### **1. Research Objectives**

Based on the research problem previously, the study aims to develop English material for the eighth-grade students of the Islamic boarding school Abnau Amir Gowa based on inquiry learning. The specific objectives of this research are:

- a. To analyze the needs of the eighth grade students in Islamic boarding school Abnau Amir Gowa of instructional ELT material of "I'm so Happy for You!" unit based on inquiry learning model.

- b. To design the prototype of instructional ELT materials of "I'm so Happy for You!" unit based on inquiry learning model for the eighth grade students of Islamic boarding school Abnaul Amir Gowa.
- c. To describe the validity rate of instructional ELT materials of "I'm so Happy for You!" unit based on inquiry learning model for the eighth grade students of Islamic boarding school Abnaul Amir Gowa.

## **2. Research Significances**

Based on the objectives to be achieved, the significance that is expected to be obtained from this development is as follows:

### **a. Theoretical significances**

- 1) Theoretical understanding of instructional design, such as how to create and develop materials to enhance student learning and engagement, can be expanded through research and studies conducted to produce ELT materials based on inquiry learning models.
- 2) This research can help improve the theoretical understanding of how materials are aligned with learning objectives and standards as the development of teaching materials often involves changing curriculum materials.

### **b. Practical significances**

- 1) For English teachers  
Since the ELT materials developed from this research are designed to meet the needs of students, they can be used as re-learning or new learning.

2) For students

It is expected that well-designed and engaging ELT materials can increase students' motivation and engagement in the teaching and learning process, which will result in better classroom performance.

3) For researchers

Using this study, researchers can expand their understanding of students' needs and create more relevant ELT materials that can be applied in real writing instruction, especially at the Junior High School level.

### **E. Previous Research**

The first research is conducted by Ahmad. In her research, she showed that there are several barriers that occur in the implementation of K-13 in ELT. One of them is that the implementation of K-13 in ELT is partial, biased and involves a more traditional assessment process plan. The barriers are rooted in the way teachers think and implement it.<sup>7</sup>

The second research is conducted by Mubar, creating English learning materials that are easy for students to understand. The main result of this research is that the materials are designed to help students fulfill their need to collaborate and are linked to daily activities that can help students better cooperate. In addition, in accordance with the regulations set by the government.<sup>8</sup>

---

<sup>7</sup> Djuwairiah Ahmad, "Understanding the 2013 Curriculum of English Teaching Through the Teachers' and Policymakers' Perspectives," 2019.

<sup>8</sup> Miftahul Khair Nur Ali Mubar, "Developing English Learning Materials for Young Learners Based on Needs Analysis at MTSN Model Makassar," ETERNAL (English, Teaching, Learning, and Research Journal) 1, no. 2 (2015): 313-30.



The third research is conducted by Ifani. Entitled “Developing inquiry learning model-based ELT materials for the seventh-grade students of junior high school.” For researchers, the inquiry-based learning model is a model that should be applied in the HOTS curriculum. Therefore, it is recommended to use this model when creating the next textbook because of the importance of using the model in the subject matter.<sup>9</sup>

The fourth is research by Ananingsih. In this study, she tested how effective inquiry learning is in improving students' motivation and their performance when learning oxidation materials. The results showed that the inquiry-based learning model was not effective in increasing students' motivation to learn. In addition, students' learning outcomes are determined by the interaction process that occurs during the learning process, both between students and teachers and between students themselves. This interaction provides students with various opportunities to learn as well as challenges that can hinder their progress in learning.<sup>10</sup>

The fifth is from Nottis. al., the impact of experiential learning activities on students' concept understanding of the most important heat pins. The results showed that in general, students' concept understanding increased. Once students understand the material, they can relate it to the same idea. decreased after a few weeks for various reasons, such as the level of conceptual uncertainty.<sup>11</sup>

---

<sup>9</sup> Putri Nurul Ifani, Sitti Nurpahmi, and Djuwairiah Ahmad, “*Developing Inquiry Learning Model-Based English Instructional Materials for the Seventh Grade of Junior High School*,” *English Language Teaching for EFL Learners* 2, no. 2 (2020): 13, <https://doi.org/10.24252/elties.v2i2.11252>.

<sup>10</sup> Yuni Ananingsih, “*Efektivitas Inquiry Based Learning (Ibl) Pada pembelajaran Reaksi Oksidasi-Reduksi untuk Peserta Didik Kelas Xsma Kolombo Yogyakarta*” 2012.

<sup>11</sup> “Gary Nottis At,” n.d. 2018.

The current study and the five previous studies both focus on two variables: ELT materials and inquiry learning model. What is different is that the previous studies focused on ELT materials in grade seven of junior high school and used the ADDIE learning model, while the current study focused on ELT materials and used the 4D model in grade eighth of junior high school.

#### **F. Product Specification**

Product specifications to be developed in this study are:

1. English subject matter in class VIII MTs Pondok Pesantren Abnau Amir Gowa would be the basis for making this instructional module.
2. With complete and easy-to-understand material, the appearance of the instructional module is more attractive and encourages students to learn on their own.
3. Instructional module cover all learning materials from one unit of competency or subcompetency studied.
4. Instructional module are not dependent on other media or must be used in conjunction with other learning media.
5. Instructional module must be able to adapt to advances in technology and science.
6. Instructional module should be user-friendly. Any instructions and presentation of information that appear should be helpful and user-friendly, including the ease with which users can respond to and access them.
7. The developed materials are included with pictures in this instructional module.
8. This product is aimed at students who are in the eighth grade of Islamic boarding schools.

## CHAPTER II

### REVIEW OF RELATED LITERATURE

#### ***A. The Theory of Learning and Instruction***

##### **1. Learning Theories**

Learning theories form the basis for effective instructional design to achieve learning objectives. There are four learning theories, namely behaviorism, cognitivism, constructivism, and connectivism as well as two main theories of learning.

##### **a. Behaviorism Theory**

The findings of many psychologists in the early 20th century, including Watson, Thorndike, and Skinner, hypothesized that learning occurs through interaction with the environment. Therefore, learning outcomes that can be determined by responding to the challenges presented by a lesson or activity based on the intended learning outcomes is how a behaviorist will encourage students to achieve the desired learning outcomes. As the stimulus decreases, the work will be affected over a longer period of time. This phenomenon is known as extinction.

Objectives are based on learning theory and are concerned with improving student understanding, while learning as an activity helps students realize that the knowledge they have learned can be applied in a variety of ways, such as in the form of tests, essays, or diagrams that affect learning outcomes.

Subjective responses and skills are clear and concise, and usually use paper and pencil data. Results require accurate knowledge. In other words, if students receive a "correct" response from their teacher, this indicates that they have completed their learning task. is considered one of the most

important aspects of education and is usually done after teaching is completed. Theory suggests evaluating each student's skills individually.<sup>12</sup>

Principles of Behaviorism Theory:

- 1) Behavior is a psychological subject.
- 2) Every action goes back to a reflex.
- 3) Putting the focus on implementing habits.
- 4) Measurable and tangible behaviors have value.
- 5) Avoid mental components of consciousness that have no physical form.

#### **b. Cognitivism Theory**

Cognitivism theory began to emerge over the last ten years as a response to older behavioral theories. According to this cognitive model, students organize, store and find connections between new and old knowledge to process information and lessons. This model describes how data is collected. Ausubel, Bruner, and Gagne are three researchers who developed this cognitive theory and each produced different results on the organizing aspect, which greatly influenced education. Methods to improve students' understanding of environmental information.

Characteristics of Cognitive Learning Theory:

- 1) Learning is not behavior.
- 2) Students participate in the distribution.
- 3) Deductive and inductive patterns are used to help students learn independently.
- 4) It does not require stimulation because the motivation is already there.

---

<sup>12</sup> I Nyoman Sudana Degeng and Nyoman Sudana, "Teori Pembelajaran 2: Terapan," Malang: Program Magister Manajemen Pendidikan Universitas Terbuka, 2006.

5) Students play the role of discovery director.

6) Teachers help people to understand.

### **c. Constructivism Theory**

In the context of educational philosophy, it can be said that constructivism theory is an attempt to create a modern and sophisticated standard of living. A philosophical approach to contextualized learning, which argues that knowledge is created by humans gradually and the results depend on non-trivial changes and contexts.<sup>13</sup> It is just a matter of facts, theories, or easily digestible information. As well as constructing this knowledge and equipping themselves through real.

Using constructivism theory as a guide to solve problems, understand ideas, and overcome obstacles. Being able to learn new information quickly, students will better understand and be able to handle any situation. For this reason, students should engage in active learning and will learn each concept more deeply. Constructivist, learning is an organic process of making sense of things, not a mechanical process of collecting facts. In such situations, the learning experience is characterized by reflection, resolution of student-teacher conflicts, and consistently challenging students who are not yet fully developed.

This theory states that knowledge formation occurs when humans construct reality. This theory has been influenced by the field of psychology, especially Piaget's cognitive psychology, which focuses on the psychological mechanisms that shape knowledge. Constructivists say that learning is an active process in which students create new knowledge. This process is characterized by several things as follows:

---

<sup>13</sup> L Vygotsky and M Cole, "Lev Vygotsky: Learning and Social Constructivism," Learning Theories for Early Years Practice 66 (2018): 58.

- 1) Learning means forming meaning. Students make meaning of what they see, hear, feel and experience. Their prior understanding influences this meaning-making.
- 2) The construction of meaning is a process that continues throughout life.
- 3) Collecting information is not the purpose of learning and instead, learning is about developing one's thoughts and ways of thinking by creating new understandings. Development itself is what leads to the discovery and reorganization of one's thinking.
- 4) The actual learning process occurs when one's schemata are in doubt which stimulates further thought. A disequilibrium situation is a good situation for learning.
- 5) Students' learning experiences with the physical world and their environment influence their learning outcomes.
- 6) Depending on what they already know, student learning outcomes vary.  
The principles of constructivist learning theory are as follows:
  - 1) Students create their own knowledge.
  - 2) Only through students' own activities can knowledge be transferred from teacher to student.
  - 3) Scientific concepts are always changing because students are actively constructing.
  - 4) The teacher only helps provide recommendations and situations so that the process of the construction runs smoothly.
  - 5) Address student concerns.
  - 6) The learning structure focuses on the main idea of question relevance.
  - 7) Look for and evaluate student responses.
  - 8) Customizing the curriculum to meet students' needs.

#### **d. Connectivism Theory**

Connectivism theory argues that decisions are based on rapid changes. Since information is created continuously, it is important to have the ability to distinguish important from unimportant information. The ability to understand how information changes.

The principles of connectivism are:

- 1) Diversity is the basis of learning and knowledge.
- 2) Learning is a process of connecting different sources of data.
- 3) Human tools cannot assist learning.
- 4) The ability to acquire new knowledge will be more important than current knowledge.
- 5) To enable continuous learning, it is important to maintain connections.
- 6) Core skills are the ability to understand how fields, ideas and concepts relate to each other.
- 7) All learning activities on connectivity focus on current knowledge, which means accurate and up-to-date knowledge.
- 8) The selection of what to learn and the meaning of the incoming information arising from the current situation is, of course, the learning process itself.<sup>14</sup>

#### **2. Instructional Theories**

Instructional theory comes from theories that provide very clear guidelines on how to help people learn and grow in a more effective way. These theories also determine the best instruction and teaching methods.<sup>15</sup> Learning

---

<sup>14</sup> George Siemens, "Connectivism: Learning as Network-Creation," *ASTD Learning News* 10, no. 1 (2005): 1–28.

<sup>15</sup> Charles M Reigeluth, *Instructional-Design Theories and Models: A New Paradigm of*

strategies are designed so that students can quickly understand the learning objectives and assess their tasks. The theory offers a useful outline for learning activities that includes an understanding of why it happens and what is likely to happen.

To maximize learning opportunities for students, the structure prioritizes the best possible selection of materials and tasks. Behaviorism, Cognitivism, and Constructivism are theories that originated in the United States in the late 1970s. *Conditions of Learning* was written by Robert Gagne, one of the first instructional theorists, for Florida State University's Department of Educational Research.

Theories are changed according to how students learn and what they learn. Theories are applied as teaching aids in institutions to provide students with the best teaching and understanding. Various methods, models, and strategies make up instructional theory. Instructional theory is divided into four parts:

- 1) Design Oriented: This makes learning purely goal-oriented and prescriptive.
- 2) Methods of Instruction: This method is referred to as the learning facilitation method and depends on certain conditions, such as:
  - a) What is to be learned?
  - b) Learner.
  - c) Learning Environments and
  - d) Instructional Development Constraints.



- 3) Component Methods: The component method concentrates on common process components, common types of practices, and standards that common approaches must meet.
- 4) Probabilistic: The ultimate goal is to increase the likelihood of obtaining the desired learning outcomes. Instructional methods are not deterministic.

## ***B. Inquiry Learning Model***

### **1. Definition**

Inquiry is a learning process based on search and discovery through a systematic thinking process. Knowledge is a product of the discovery process, not of memory. It is expected that through this mental process, students will grow intellectually, mentally, emotionally, and even personally. Therefore, during the teaching process, teachers do not provide a lot of material that students need to understand; instead, Students can understand the material with the help of the learning plan they created.

It is described as a type of learning that maximizes students' ability to search and solve problems systematically, critically, analytically, and logically so that they can independently assess situations that occur with their own self-awareness. Inquiry-based learning means organizing the learning environment or process so that students focus on understanding scientific concepts and principles. The inquiry process includes defining and explaining the problem, formulating hypotheses, conducting experiments, collecting data, and generating insights about the problem.<sup>16</sup>

---

<sup>16</sup> L Trowbridge, "Bybee," R. W, 1986.

Based on several definitions, inquiry can be defined as a process undertaken by students to solve problems, plan and carry out investigations, collect and analyze data, and gain insights. Students are required to concentrate mentally and physically in solving problems in this interdisciplinary learning environment.

## **2. Main Characteristics of Inquiry Learning Model**

The main characteristics of the inquiry learning model are:

- a) The inquiry strategy places students as learning subjects because it emphasizes searching and finding activities.
- b) Throughout the activity, the student's goal is to search and find answers to problems independently. Therefore, the inquiry learning strategy places educators as facilitators and motivators of student learning rather than as learning resources.
- c) The purpose of using inquiry learning strategies is to improve the ability to think critically, logically, and systematically.

## **3. Steps of Inquiry Learning Model**

The Inquiry Learning Model consists of several stages, such as:

### **a. Orientation**

At this point, the teacher takes action to create a good learning atmosphere. In this orientation stage, teachers provide an explanation of the subject, objectives and expected learning outcomes. They also use the inquiry learning strategy to provide an overview of the learning activities. They also conduct motivation and apperception, by linking the material learned with examples from everyday life.<sup>17</sup>

---

<sup>17</sup> Wina Sanjaya, "Strategi Pembelajaran Berbasis Standar Proses Pendidikan," Jakarta: Kencana Prenada Media, 2006.

### **b. Formulating Problem**

Formulating problem is a means of bringing students to a matter that involves a conundrum. The problem discussed should make it difficult for students to understand the puzzle, and the teacher should show the solution to students by formulating a specific problem. One of the most important components of inquiry based learning is finding a partner. Students will experience valuable experiences that will help their mental development through the thinking process during this process.

### **c. Formulating Hypothesis**

Formulation hypothesis is a provisional answer to the problem. The hypothesis must be tested to obtain a provisional answer. The teacher asks different questions and encourages students to make short answers or formulate a variety. Estimate the potential answers of a problem.

### **d. Collecting Data**

Collecting data is the activity of gathering information to test a hypothesis. Data collection is a very important mental process in inquiry learning and is essential for intellectual development. This process requires perseverance and the ability to use thinking potential. Two methods to collect data are as follows: a) The teacher asks questions that encourage students to think about what they need; and b) The teacher provides opportunities for students to talk and share opinions.<sup>18</sup>

---

<sup>18</sup> Rendy Triandy, "Pembelajaran Mengidentifikasi Ide Pokok Dalam Artikel Dengan Metode Inquiry Pada Siswa Kelas X Sma Pasundan 2 Bandung: Metode Inquiry: Ide Pokok: Teks Artikel" Literasi: Jurnal Ilmiah Pendidikan Bahasa, Sastra Indonesia dan Daerah 7, no. 2 (2017): 143-152.

### **e. Testing Hypothesis**

Hypothesis testing is choose an answer that is in accordance with the data or information obtained from data collection. Developing rational thinking skills is also related to testing hypotheses. This means that the answers given should not only be based on arguments, but should be supported by reliable data. Teachers should provide opportunities for their students to learn to think rationally, which means that answers given should be supported by reliable data.<sup>19</sup>

### **f. Formulating Conclusion**

Formulating conclusions is the process of explaining the results obtained based on the results of hypothesis testing. To make accurate conclusions, teachers should be able to show students what is important. After the lesson ends, the teacher should talk to the students about what they know about the results of hypothesis testing.

## **C. English Language Teaching Material**

### **1. Definition**

“Material” includes anything that can be used to facilitate language learning. They can be linguistic, visual, auditory or kinesthetic aids, and can be presented in printed form.<sup>20</sup> Teaching materials is a term used to describe anything that can be used by teachers to help them assess the teaching of theory or practice in the classroom.<sup>21</sup> English language teaching is the theory and practice of learning and teaching English to people whose first language is not English, according to Collins Dictionary.

---

<sup>19</sup> Wina Sanjaya, “*Strategi Pembelajaran Berbasis Standar Proses Pendidikan.*” Jakarta: Kencana Prenada Media (2006).

<sup>20</sup> Brian Tomlinson, “Materials Development for Language Learning and Teaching,” *Language Teaching* 45, no. 2 (2012): 143–79, <https://doi.org/10.1017/S0261444811000528>.

<sup>21</sup> Ann L Brown, *Introducing Needs Analysis and English for Specific Purposes.*

## 2. Characteristics

The characteristics of teaching materials<sup>22</sup> include:

- a. Provides learning guidelines to teachers and students.
- b. Clearly state the skills you want to improve.
- c. There is supporting data.
- d. There are questions for practice.
- e. Availability of student worksheets (LKS).
- f. An easy-to-understand tool for assessing

## 3. Types of Teaching Materials

There are various types of learning materials, some are printed and some are non-printed. Types of printed learning materials include:

### a. Handouts

Handouts cover important topics of the subject matter and are designed in an easy and precise way to help students understand the subject matter. Teachers can create handouts by using reference sources found in books or on the internet. Handouts are very popular in learning. Besides being affordable, they are also quite easy to make. Learning activities have several supporting functions.<sup>23</sup> include:

- 1) Guide students to avoid taking notes.
- 2) Means to adjust to the teacher's explanation.
- 3) Reference materials used by students.
- 4) Motivate students to participate more actively in the learning process.
- 5) A reminder of the core material taught by the teacher.
- 6) Give positive criticism.

---

<sup>22</sup> Prastowo, "Pengembangan Bahan Ajar Tematik." (2013).

<sup>23</sup> Karl Steffens, "Competences, Learning Theories and MOOC s: Recent Developments in Lifelong Learning," European Journal of Education 50, no. 1 (2015): 41–59.

7) Evaluation of learning outcomes.

#### **b. Module**

Modules are teaching materials prepared by teachers and designed to be read or studied by students independently. Modules usually contain learning instructions, competencies to be achieved, materials, exercise questions, work instructions, evaluation, and feedback.

#### **c. Book**

A book is a collection of articles containing information. Knowledge is knowledge that results from one's analysis. These books are organized as well as possible with easy-to-understand language and equipped with pictures, captions, etc., and can assist teachers and students in learning the material according to the planned lessons. Books are divided into various categories,<sup>24</sup> namely:

- 1) Source books, books that are compiled thoroughly and can be used as a source of reference, reference, and scientific research.
- 2) Reading books, reading books, such as novels, stories, etc.
- 3) Handbooks, a textbook is a book that is used during the learning process.

It covers the learning material to be taught.

#### **d. Student Worksheets (LKS)**

LKS is teaching material designed in such a way that students can study teaching materials independently. LKS consists of learning materials, summaries, and tasks related to the material. In addition, the LKS provides students with structured instructions to understand and complete the lesson.

While non-printed teaching materials include:

---

<sup>24</sup> S Prihatiningtyas, T Prastowo, and B Jatmiko, "Implementasi Simulasi PhET Dan KIT Sederhana Untuk Mengajarkan Keterampilan Psikomotor Siswa Pada Pokok Bahasan Alat Optik," *Jurnal Pendidikan IPA Indonesia* 2, no. 1 (2013).

### 1) Audio

Audio teaching is teaching material that conveys messages or information through sound and voice so that students can receive it. It can be used in individual, group, or mass learning.. The types of audio are:

- a) Audio tape (roll or cassette).
- b) Audio disc.
- c) Radio (broadcast recording).

### 2) Audio visual

Audio-visual teaching materials are sound films, videos/VCD/DVD, and audio-visual teaching materials, which are teaching materials that convey messages or information through sound and images so that communication becomes more varied.

### 3) Interactive multimedia

Interactive Multimedia is a very complex teaching material with the incorporation of educational materials such as text, graphics, animation, sound, and video images, which makes it an attractive collection.

The types of interactive media are as follows:

- a) Online interactive media, such as websites, Gmail, blogs and more
- b) Offline interactive media, such as interactive CDs, software-based learning media, such as Adobe Flash, etc.<sup>25</sup>

## **D. Development Model**

Research and Development is a research method used to develop and test educational products. The following are some of the models used in research and development.<sup>26</sup>

---

<sup>25</sup> D. Fadly Pratama Jajang Bayu Kelana, "*Bahan Ajar Ipa Berbasis Literasi Sains*" Lekkas Jl. Udawa No. 18 A Bandung 40172, vol. 0, 2019.

<sup>26</sup> L. N. Amali, N. T. Kadir, and M. Latief, "*Development of E-Learning Content with H5P*"

## 1. The Borg and Gall Development Model

This development model uses a waterfall flow at its development stage. The Borg and Gall development model has relatively long stages because there are 10 implementation steps: 1) research and data collection (research and information collecting), 2) planning, 3) product draft development (develop a preliminary form of product), 4) field trials (preliminary field testing), 5) improvement of the initial product (main product revision), 6) field trials (main field testing), 7) perfecting the results of field tests (operational product revision), 8) operational field testing, 9) final product revision, and 10) dissemination and implementation.

The stages carried out in the development of this research are detailed as follows:

- a) Research and information collecting (research and data collection through surveys), In this stage, the study of literature related to the problem discussed as well as preparation for the creation of the research framework is included.
- b) Planning, this step includes formulating the skills and expertise related to the problem, determining the objectives to be achieved at each step, and conducting a limited feasibility study if necessary or possible.
- c) Develop a preliminary form of product (development of the initial form of the product), developing the initial form of the product to be produced. This includes preparing supporting components, creating guidelines and manuals, and conducting feasibility evaluations of supporting tools.



- d) Preliminary field testing, conduct an initial field trial with about six to twelve subjects. At this point, data collection and analysis can be done through observations, interviews, or questionnaires.
- e) Main product revision, make improvements to the initial product based on the results of the first trial, because these improvements are likely to be made more than once, according to the results of the limited trial, to get the main product draft (model) ready for further trials.
- f) Operational product revision, change and refine the results of the larger trial, so that the developed product becomes an operational model design that is ready to be validated.
- g) Operational field testing (operational field trials), step to conduct a validation test on the operational model that has been created.
- h) Final product revision, modify the model that has been created to produce the final product.
- i) Dissemination and implementation, which is the next step in developing and implementing a model or product in industry.<sup>27</sup>

## **2. 4D Development Model**

Research and development uses the 4D Model to create learning tools. As the name implies, the 4D model consists of 4 main phases namely Define, Design, Develop, and Disseminate.<sup>28</sup>

---

<sup>27</sup> R Borg Walter, Meredith D Gall, and Joyce P Gall, *“Educational Research: An Introduction”* (New York: Longman Inc, 1983).

<sup>28</sup> Sivasailam Thiagarajan, *“Instructional Development for Training Teachers of Exceptional Children: A Sourcebook,”* 1974.

**a. Define phase as known as analysis phase.**

The product developer should consider the development needs and gather information on how far the development should go. The defining or needs analysis stage can be done by analyzing literature and previous research. Five activities can be carried out at the define stage, which includes:

1) Front-end Analysis

To support the development needs, an initial analysis was conducted to find the main problems encountered during the learning process. By conducting the initial analysis, researchers and developers gain an understanding of the facts and solution options. This can help in the decision-making process about the learning model to be created.

2) Learner Analysis

Learner analysis is an effort to identify the characteristics of students who are the target of learning device development. These characteristics include academic ability, cognitive development, motivation, and individual skills related to learning topics, media, format, and language.

3) Task Analysis

The purpose of task analysis is to find the skills learned by the researcher and then convert them into additional skills that may be required. In this example, the educator analyzes the key tasks that students need to master in order for them to achieve the specified minimum competencies.

4) Concept Analysis

Concept analysis involves identifying the important concepts to be taught, putting them in hierarchical form, and dividing individual concepts into important and unimportant parts. Concept analysis also helps to rationally plan the actions to be taken.

## 5) Specifying Instructional Objectives

The formulation of learning objectives is useful for collecting results from concept analysis and task analysis to identify the behavior of the research object. To design tests and create learning tools to be used, this summary will be the basis.

### **b. Design Phase**

There are 4 processes in this stage. This process consists of constructing criterion-referenced tests, media selection, format selection, and initial design:

#### 1) Constructing Criterion-Referenced Test

Standardized test development links the defining and designing stages. Based on the results of the learning objective specification analysis and student analysis, the standardized test was developed. The tests are tailored to the cognitive abilities of the students. Test results are assessed using an evaluation guide, which includes question answer keys and scoring guides.

#### 2) Media Selection

In general, media selection is carried out to find learning media that are appropriate or relevant to the material. Media selection is based on the results of concept analysis, task analysis, and characteristics of students as users, as well as deployment plans with various types of media. Media selection should also be based on the best way to maximize the use of teaching materials during the teaching material development process.

#### 3) Format Selection

In the process of developing learning tools, format selection aims to determine the design of learning media as well as the selection of strategies, approaches, methods, and learning resources.

#### 4) Initial Design

Before the pilot test is conducted, the initial design is a complete draft of the learning tools. This concept includes the development of various organized learning activities as well as training in various learning techniques through micro teaching practice.<sup>29</sup>

#### **c. Development Phase**

Producing the development product is the development stage, which consists of two steps: expert assessment (expert assessment) along with revisions and development trial (development trial):

##### 1) Expert Appraisal

It is expected that expert assessment can make learning tools more precise, effective, tested, and high quality by producing recommendations for material improvement.

##### 2) Development Testing

Development Testing are conducted to collect first-hand information on how the learning tools are used, such as student responses, reactions, comments, and observers. Trials and revisions are conducted repeatedly to ensure that the learning devices are consistent and effective.

#### **d. Disseminate Phase**

Disseminate phase is the last stage in the 4D model of learning device development. The diffusion, adoption and final packaging stages are indicated as the most important stages although they are often overlooked. To promote the product that has been developed to be accepted by users, the dissemination stage is conducted. To produce the right form, the packaging material should be selective.

---

<sup>29</sup> Sivasailam Thiagarajan. *Instructional Development For Training Teachers Of Exceptional Children: A Sourcebook.* (1974).

In the disseminate phase, there are three main phase: testing validation, wrapping, dissemination, and adoption. In the testing validation stage, the product that has been changed during the development stage is applied to the actual goal or objective. At this stage, measurement of goal attainment is also done. This is done to find out how effective the developed product is. After implementation, researchers and developers should monitor how the objectives were achieved and what failed to do so that it does not happen again when the product is disseminated.

At the packaging, diffusion and adoption stage, the application manual is printed and distributed so that the product can be absorbed (diffusion) or understood by others and used (adoption) in their classrooms. User analysis, dissemination strategies and themes, dissemination time and media, are things that need to be considered in dissemination and dissemination.

### **3. Addie Development Model**

The model consists of five phases of development. These include the stages of model development, which include: *Analysis, Design, Development or Production, Implementation or Delivery, and Evaluations.*

ADDIE Development Research Model Phases:

#### **a. Analysis**

The first stage in the ADDIE development research model is to assess the feasibility and requirements of new product development. This analysis includes models, methods, media and teaching materials. Problems with existing or available products may cause product development to begin. This can occur because existing or available products are no longer relevant to the target needs, learning environment, technology, student characteristics, and other factors.

**b. Design**

Design activity in the ADDIE development research model is a systematic process that starts with designing the concept and content of the product. A design is written for each product content. Instructions for implementing the product design or manufacture are written in a clear and detailed manner. At this stage, the product design is still conceptual and will underlie the development process in the next stage.

**c. Development**

In the ADDIE development research model, design activities are a systematic process that begins with designing the product idea and content. A design is created for each product content, and clear and detailed instructions are written to implement the design or manufacture the product. At this point, the product design is still conceptual and will serve as the basis for the upcoming development process.

**d. Implementation**

The benefit of applying the product in the ADDIE development research model is to get feedback on the product created or developed. Questions relating to the product development objectives can be used to obtain initial feedback, or initial evaluation. Implementation refers to the design of the product that has been created.

**e. Evaluation**

In ADDIE model development research, the evaluation stage is carried out to provide feedback to product users so that the product can be changed according to the evaluation results or to meet unmet needs. The ultimate goal of evaluation is to find out how well the development objectives are

achieved.<sup>30</sup>.

Since the 4D development model does not require much time and the stages are not too complicated, researchers will choose to use the 4D development model.

#### ***E. I'm so Happy for you Unit***

This study concentrates on the development of ELT materials, especially chapter 5 (I'm so Happy for you!) which deals with greeting card. In this unit, students focused on one topic that will be learned. And in this unit, students learned the types of greeting cards, giving and receiving compliments, and the structure of greeting cards.

#### ***F. Development Framework***

The three most well-known scientific learning models are inquiry-based learning, problem-based learning, and project-based learning. Learning inhibits process. To achieve this goal, the researcher used different learning approaches to develop the existing materials. In this case, the researcher chose to use the inquiry learning model because it allows students to show their creativity in a group environment. The researcher also chose this method because the learning resources used by students and teachers should be varied and not monotonous. Therefore, the purpose of this study is to offer a new approach to develop English language materials for students in grade eight in pesantren. They used the inquiry learning approach and the 4D model to achieve the learning objectives.

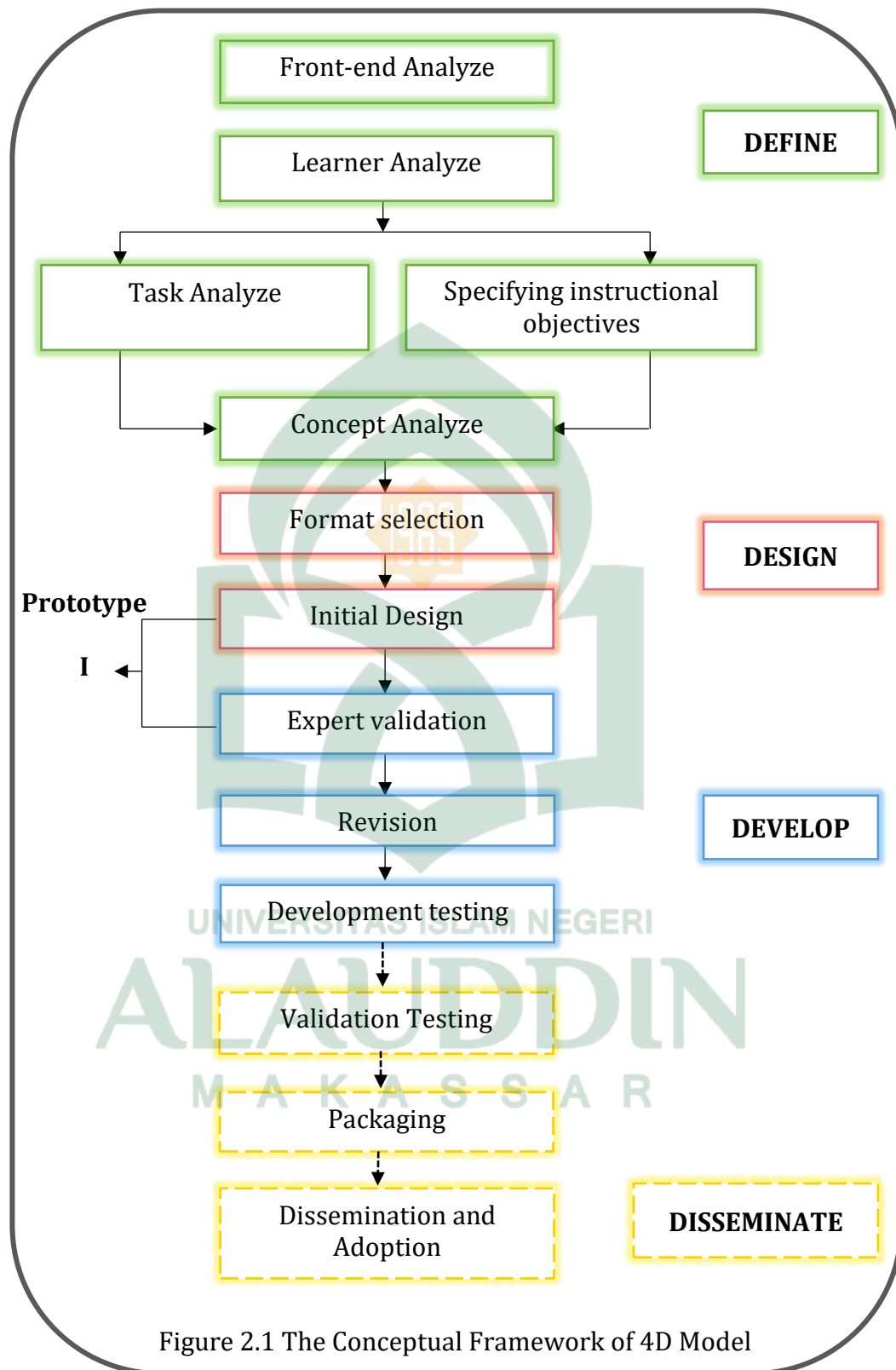
---

<sup>30</sup> Walter Dick, Lou Carey, and James O Carey, *"The Systematic Design of Instruction,"* 2005.

The researcher used the 4D model to improve the learning process in this study. One of the main advantages of using the 4D model is that it describes each step of the development process, including the research conducted when developing a product be it learning materials or instructional materials; the model also allows for determining specific learning objectives based on material analysis and task analysis. This facilitates the translation of general learning objectives into specific learning objectives. The 4D model consists of four stages: define, design, develop and disseminate.







## CHAPTER III

### METHODOLOGY

#### ***A. Research Type and Location***

##### **1. Research Type**

Researchers used the Research and Development (R&D) method in this study. R&D is also defined as a research design that involves problems in the classroom, studying the latest theories about educational product development, developing educational products, validating products to experts, and testing products in the field.<sup>31</sup>

##### **2. Research Location**

The location of this research is MTs Islamic Boarding School Abnaul Amir Gowa, which is located on Jl. Moncobalang, Bontosunggu, Kec. Bontonompo Selatan, Gowa Regency, South Sulawesi 92153. MTs Islamic Boarding School Abnanul Amir Gowa is accredited A and has a good quality of learning. The school is conducted every morning and is ready to compete in the modern world.

Although this school meets the requirements and has received A accreditation, the researcher wanted to conduct this study because, although this school does not use the smart school system, which means (students are more active and creative) in the learning process, the researcher wanted to know how students learn and what media they used.

---

<sup>31</sup> Meredith Damien Gall, Walter R Borg, and Joyce P Gall, *Educational Research: An Introduction* (Longman Publishing, 1996).

## ***B. Research Approaches***

The research method is called the research approach. It is used to get closer to the answers to the research questions. In this study, two approaches, namely the quantitative approach and the qualitative approach, were used simultaneously, alternating and helping each other. The purpose of both quantitative and qualitative approaches is to 1) the logic of triangulation means that results from one type of research can be compared with results from another type of research, 2) quantitative research contributes to qualitative research, 3) qualitative research favors quantitative research, 4) quantitative and qualitative research combined to provide a picture.<sup>32</sup>

A qualitative approach is a research approach that is conducted in a natural setting and collects descriptive data, speech, or writing, and behavior from the subject. This approach is generally qualitative and based on the philosophy of phenomenology, which uses appreciation to try to understand and interpreted certain situations from the researcher's point of view.<sup>33</sup> During the preliminary study phase and the preparation of the development model, a qualitative approach was used.

This research uses a quantitative approach at the pilot phase because it uses knowledge-based logical and deductive reasoning, testing theoretical, statistical and objective analysis, and causal relationships.<sup>34</sup>

---

<sup>32</sup> Damayanti S Vismaia and A R Syamsudin, "*Metode Penelitian Pendidikan Bahasa*," Bandung: PT Rosdakarya, 2007.

<sup>33</sup> J Lexi, "Moleong, 2008. *Metode Penelitian Kualitatif*," Bandung: PT Remaja Rosdakarya, n.d.

<sup>34</sup> Sudarwan Danim, "*Menjadi Peneliti Kualitatif: Rancangan Metodologi*," Presentasi Dan Publikasi Hasil Penelitian Untuk Mahasiswa Dan Peneliti Pemula Bidang Ilmu-Ilmu Sosial, Pendidik

an Dan Humaniora, Penerbit Pustaka Setia, Bandung, 2002.

### ***C. Design of Research and Development***

The research procedure in this study started with the defining phase. At this stage, the researcher conducted pre-research by interviewing English teachers. After conducting interviews, the researcher distributed questionnaires and also analyzed all the basic competencies in the K-13 syllabus as well as the way the material was presented in the book. After analyzing the data, the researcher created learning outcomes and indicators based on the results of the needs analysis and the basic competencies of the 2013 curriculum.

Design phase is the second phase. After generating a list of topics (needs) at the define phase, the researcher began to organize the selected materials according to the model to be used. The researcher presents the material that has been filtered in the previous phase and begins to design the material by collecting information from the analysis results. After conducting the analysis, the researcher began to create a blueprint that supports the 2013 curriculum syllabus.

In this phase, development phase, the researcher collected all the prepared materials and then created a blueprint. The material structure was developed using the six-step inquiry learning model, namely orientation; formulating problems; formulating hypothesis; collecting information; testing hypothesis; and conclusion.

In this phase, disseminate phase. In schools, the module is used in this last stage to obtain data on the potential or impact of the module in improving students' learning process skills. Researcher did not do this phase because it was not included in the development.

#### ***D. Research Subjects***

Several research participants were involved in this study, which was conducted at Islamic Boarding School Abnaul Amir Gowa. To collect data, a random sampling method was used. As a result, this research used a number of data sources, including students and teachers of Islamic Boarding School Abnaul Amir Gowa, as well as experts. For more details, the research subjects are described as follows:

1. Students (Target Group): 20 students were the subjects or people addressed to this development.
2. Teachers (Audience Group): 2 teachers.
3. Validators: 2 experts be involved in this research due to make sure of the appropriateness of the materials. The validators are selected directly by the department based on their fields and adjusted to what will be validated.

#### ***E. Research Instrument***

The following are the tools used to obtain data as a result of this research:

##### **1. Document Checklist**

One of the research tools is documents; they help researchers complete research data. Researchers analyze documents such as open materials and syllabus. The purpose of this analysis was to find the information needed to create the open materials. The documents include basic competency analysis, material blueprint, and the 2013 revised edition of the metric syllabus published by the government in 2017.

## 2. Questionnaire

A questionnaire is the main data collection tool used in survey methods to gather respondents' opinions. This is done by giving respondents a set of written questions or statements to answer.

There are two types of questionnaire questions: open and closed. An open-ended question is one that expects the participant to give a brief explanation of something, while a closed-ended question is one that requires the participant to choose one of the many alternative answers available. Knowledge of nominal, ordinal, interval, and radial data is important for students.<sup>35</sup>

In this study, the researcher used a closed questionnaire in three ways: to obtain information from the needs analysis, to consider the validity of the materials to be created, and to assess the acceptability of the materials. This questionnaire, modified from Brown's, distributed to students. It helps the researcher find data about the linguistic and educational needs of the students to be analyzed.

## 3. Validation Checklist

Validation checklist is a tool where participants only need to put a check mark in the predetermined column on the instrument sheet. Checklist validation is a tool used by experts to assess products developed or created by researchers. The validation checklist was modified from Ghobrani and Widyatmoko, cited by Sukirman, and completed by the validator.

---

<sup>35</sup> Dr sugiyono Prof., "Prof. Dr. Sugiyono, *Metode Penelitian Kuantitatif Kualitatif Dan R&d. Intro* ( PDFDrive ).Pdf," Bandung Alf, 2011.

## **F. Data Processing Analysis Technique**

The research and development data analysis method uses quantitative and qualitative techniques.<sup>36</sup> In the development research, the following techniques were used to collect data, namely:

### **1. Qualitative Analysis Techniques**

Data qualitatively consists of three procedures. First was data condensation, the second was data display, and the third was conclusion drawing.

The process of data reduction, display and conclusion/verification is very flexible, as it is not limited to a chronological order. Overall, the procedures are interconnected both during data collection and afterwards. The model developed by Miles and Huberman is known as the Interactive Model.<sup>37</sup> The following is a brief explanation made by Agus Salim:

#### **a. Data Condensation**

At this step, researcher collected data based on the findings of the interviews. This was done so that the data collected could be specialized to meet the needs of the research.

#### **b. Data Display**

The data that has been obtained is presented in the form of detailed and brief explanations, and these explanations provide an overview of the results of the data acquisition as a whole.

---

<sup>36</sup> I Gusti Ngurah Agung Wiratemaja, I Made Tegeh, and Ketut Pudjawan, "Pengembangan Multimedia Pembelajaran Mata Pelajaran Bahasa Inggris Kelas X Semester Genap di SMKN 2 Sukawati" *Jurnal Edutech Undiksha* 2, no. 1 (2014).

<sup>37</sup> Matthew B Miles, A Michael Huberman, and Johnny Saldana, *Qualitative Data Analysis* (SAGE, 2014).

### c. Verification and Conclusion Drawing

In this phase, the researcher checked the results after two previously completed tests. The preliminary verified conclusions were checked more thoroughly by the researcher and then verified by the assistants.<sup>38</sup>

## 2. Quantitative Data Analysis Techniques

Necessary questionnaire analysis and document validation were used first by researchers for students and experts. All target needs were determined through the types of questions used, which included educational and linguistic needs. The study involved students who were in the eighth grade at a boarding school; yes/no questions were used to determine the students' needs.

Below are examples of quantitative data analysis methods used to generate survey results:

$$\Sigma = (\text{VIII-A}) + (\text{VIII-B}) + (\text{VIII-C}) + (\text{VIII D})$$

Where:  $\Sigma$  = total number of students

$f_x$  = number of students in each class

The researcher used the formula below to analyze the data from the questionnaire:

#### a. Formula for yes answer

$$\Sigma \text{ yes} = \text{yes (VIII-A)} + \text{yes (VIII-B)} + \text{yes (VIII-C)} + \text{yes (VIII-D)}$$

#### b. Formula for no answer

$$\Sigma \text{ no} = \text{no (VIII-A)} + \text{no (VIII-B)} + \text{no (VIII-C)} + \text{no (VIII-D)}$$

---

<sup>38</sup> Agus Salim, "Teori Dan Paradigma Penelitian Sosial: Buku Sumber Untuk Penelitian Kualitatif Edisi Kedua," Yogyakarta: Tiara Wacana, 2006.



The researcher examined the yes and no data and compared the yes and no answers to determine which data was more important as the final result.

The overall data is analyzed to identify an inventory of the target group's needs in language learning. This information is used as a basis for setting learning goals and objectives, and for designing materials.

Below is an example of the data analysis method used to generate results regarding the validity level of the developed product:

$$\bar{x} = \frac{y1+y2}{n}$$

Where:  $\bar{x}$  = the average of rating scale

y = the expert

n = total number of expert

Below is the scale of the validity level of the developed product:

Table 3.1 Level of validity adapted from Ayu et al. (2018)

NO	Criteria of Validity	Descriptive rating
1	Not Valid	1.00-1.50
2	Less Valid	1.51-2.50
3	Valid	2.51-3.50
4	Very Valid	3.51-4.00

The table above shows the criteria for the validity level of the developed product; the criteria are categorized from not valid to very valid, and the descriptive values range from 1.00 to 4.00.

## **CHAPTER IV**

### **FINDING AND DISCUSSION**

Results can be seen in this chapter. It aims to find a solution to the research problem. The data collected during the research are presented and analyzed theoretically and systematically at each stage. The results of this analysis are used extensively in the process of developing ELT materials for students in grade eight at the Islamic Boarding School Abnaul Amir Gowa.

The results of the research and discussion are presented systematically based on the stages in the 4D model. In other words, this section describes the results of the needs analysis, the systematic process of designing and preparing the syllabus, the process of developing materials, and the results of validating the developed textbooks.

#### ***A. Research Finding***

The researcher conducted the research and obtained complete data from all research tools, such as tests and questionnaires. The researcher has analyzed the data in a systematic and reliable way to achieve the research objectives. Analyzed to gain a better understanding of the research objectives. The research results section into three parts. They would be described as follows:

The first part showed to increase the learning motivation of class VIII students at Islamic Boarding School Abnaul Amir Gowa by collecting and analyzing data through previous research analysis.

The second part showed the description of the process of designing learning tools intended to increase student motivation in class VIII of Islamic Boarding School Abnaul Amir Gowa.

The third part showed the process of making development products that aim to increase the enthusiasm for learning of class VIII students at Islamic Boarding School Abnaul Amir Gowa.

### **1) The Result of Define Phase**

#### **a. Preparation in Getting the Needs Analysis**

At this stage, the researcher needs to determine the type of information needed, the participants to be studied, and the instruments to be used. The data required for the needs analysis includes an understanding of students' learning styles, their experiences with learning English in grade VIII, and students' preferred learning media. Two parts were involved: twenty students of Islamic boarding school Abnaul Amir Gowa who were in the eighth grade of the 2022-2023 school year learning the material and the staff of the teaching department. To conduct this stage, the tool used was a questionnaire containing a number of questions relating to the information previously described. The questionnaire is also used as a benchmark to ensure that the designed learning materials are appropriate.

#### **b. Linguistic Needs**

Linguistic needs are determined through an analysis of students' learning abilities and their learning priorities. The results of this analysis are also used to determine the components of English materials in each basic competency and to determine which learning materials are most suitable for inclusion in the syllabus of English materials in each basic competency.

### a. Learning Ability

Table 4.1 The result of the 1<sup>st</sup> Question

Question	Can you introduce yourself by using English?					
Class	VIII-A	VIII-B	VIII-C	VIII-D	Total	Percentage (%)
YES	1	5	2	2	<b>10</b>	<b>50%</b>
NO	4	0	3	3	<b>10</b>	<b>50%</b>

**Table 1**, how many students can speak in English. All students showed their ability, and it was seen that 50% of the students answered Yes and 50% students answered No. Of the 20 students involved in this study, there were students who could introduce themselves in English and students who could not. As a result, these materials continue to be provided to improve students' abilities.

Table 4.2 The result of the 2<sup>nd</sup> Question

Question	Can you write your daily activity using English?					
Class	VIII-A	VIII-B	VIII-C	VIII-D	Total	Percentage (%)
YES	1	1	0	3	<b>5</b>	<b>25%</b>
NO	4	4	5	2	<b>15</b>	<b>75%</b>

**Table 2**, 25% of students answered Yes and 75% No, according to the percentage of students. From this result, it can be concluded that only some students can write daily activities, and the rest cannot. Therefore, the learning materials are based on daily activities.

Table 4.3 The result of the 3<sup>rd</sup> Question

Question	Can you read an English short story fluently?					
Class	VIII-A	VIII-B	VIII-C	VIII-D	Total	Percentage (%)
YES	0	2	0	2	<b>4</b>	<b>20%</b>
NO	5	3	5	3	<b>16</b>	<b>80%</b>

**Table 3**, 20% of students answered Yes, and 80% answered No, based on the percentage of students who answered the question. The results show that students who cannot read short stories in English fluently read more than students who can. Therefore, it can be concluded that students who cannot read short stories in English fluently read more than students who can. Therefore, short stories are included in the materials to train students' reading ability.

### b. Learning Priority

Table 4.4 The result of the 4<sup>th</sup> Question

Question	Do you like learning English subject?					
Class	VIII-A	VIII-B	VIII-C	VIII-D	Total	Percentage (%)
YES	5	5	3	4	17	85%
NO	0	0	2	1	3	15%

**Table 4**, 85% of students answered Yes, and 15% answered No, based on the percentage of students who answered the question. Thus, it can be concluded that almost all students like learning English. To make students more happy to learn English, various colorful illustrations and exercise forms were added.

Table 4.5 The result of the 5<sup>th</sup> Question

Question	In learning English subject, are you interested in reading the material?					
Class	VIII-A	VIII-B	VIII-C	VIII-D	Total	Percentage (%)
YES	5	3	2	2	12	60%
NO	0	2	3	3	8	40%

**Table 5**, the number of students who answered the question. 60% of the students answered Yes, and 40% answered No. It is possible that some students were interested in reading the materials. To improve students' reading skills, reading materials were added to the materials.

Table 4.6 The result of the 6<sup>th</sup> Question

Question	In learning English subject, are you interested in listening to the teacher in understanding the material?					
Class	VIII-A	VIII-B	VIII-C	VIII-D	Total	Percentage (%)
YES	5	5	3	4	17	85%
NO	0	0	2	1	3	15%

**Table 6**, a total of 85% of students answered Yes, and 15% answered No. It is possible that more students are interested in listening to their teachers because they understand the material. However, the teaching material activities aim for students to actively participate in the learning process, with the help and guidance of the teacher.

Table 4.7 The result of the 7<sup>th</sup> Question

Question	In learning English subject, are you interested in doing the tasks?					
Class	VIII-A	VIII-B	VIII-C	VIII-D	Total	Percentage (%)
YES	4	5	2	3	14	70%
NO	1	0	3	2	6	30%

**Table 7**, 70% of students answered Yes, and 30% answered No, based on the percentage of students who answered this question. Almost all students like and are interested in doing assignments. The preparation of course materials includes different types of assignments.

Table 4.8 The result of the 8<sup>th</sup> Question

Question	Do you like the material example with dialog?					
Class	VIII-A	VIII-B	VIII-C	VIII-D	Total	Percentage (%)
YES	5	5	3	3	16	80%
NO	0	0	2	2	4	20%

**Table 8**, 80% of the students answered Yes, and 20% answered No. The sample dialogs were provided during the material development process because more students liked them.

Table 4.9 The result of the 9<sup>th</sup> Question

Question	Do you like the material example with text/description?					
Class	VIII-A	VIII-B	VIII-C	VIII-D	Total	Percentage (%)
YES	2	4	0	3	9	45%
NO	3	1	5	2	11	55%

**Table 9**, 45% of the students answered Yes, and 55% answered No. Some students liked examples of materials accompanied by text or descriptions as part of the preparation of the materials, and the examples should be appropriate to the form of the activities and topics covered.

Table 4.10 The Result of the 10<sup>th</sup> Question

Question	Do you like material presentation with colorful picture?					
Class	VIII-A	VIII-B	VIII-C	VIII-D	Total	Percentage (%)
YES	4	5	2	2	14	65%
NO	1	0	3	3	7	35%

**Table 10**, in the number of students who answered this question, 65% answered Yes, and 35% answered No. This shows that many students had an interest in the presentation of the color image material. This shows that many students have an interest in the presentation of colorful picture materials. Therefore, the material is packaged with many colorful images to further attract students' attention.

### c. Learning Needs

#### 1) Learning Problems

Table 4.11 The Result of the 11<sup>th</sup> Question

Question	I don't understand the teacher's explanation. Is it your problem in understanding the material content?					
Class	VIII-A	VIII-B	VIII-C	VIII-D	Total	Percentage (%)
YES	3	3	3	4	13	65%
NO	2	2	2	1	7	35%

**Table 11**, 65% of students answered Yes, and 35% answered No from the total number of students who answered this question. Since many students did not understand the teacher's explanation and the material provided, more material shown by working on problems with little explanation from the teacher.

Table 4.12 The Result of the 12<sup>th</sup> Question

Question	I don't understand the explanation in the book. Is it your problem in understanding the material content?					
Class	VIII-A	VIII-B	VIII-C	VIII-D	Total	Percentage (%)
YES	5	3	4	3	15	75%
NO	0	2	1	2	5	25%

**Table 12**, the percentage of students who answered this question is shown in the following table. 75% of students answered yes, and 25% answered no. Thus, it can be concluded that a large number of students do not have a deep understanding of the text or the words contained in the book. Therefore, the materials are organized with easy-to-understand vocabulary or translated into the students' mother tongue so that the students can understand them better.



Table 4.13 The Result of the 13<sup>th</sup> Question

Question	I don't understand the meaning of the teacher's explanation. Is it your problem in understanding the material example?					
Class	VIII-A	VIII-B	VIII-C	VIII-D	Total	Percentage (%)
YES	4	3	2	1	<b>10</b>	<b>50%</b>
NO	1	2	3	4	<b>10</b>	<b>50%</b>

**Table 13**, this table shows the percentage of students who answered this question, 50% answered Yes, while 50% answered No. This shows that the number of students who understood the teacher's explanation is equal to the number of students who did not understand it.

Table 4.14 The Result of the 14<sup>th</sup> Question

Question	I don't understand the meaning of the text in the book. Is it your problem in understanding the material example?					
Class	VIII-A	VIII-B	VIII-C	VIII-D	Total	Percentage (%)
YES	4	3	3	3	<b>13</b>	<b>65%</b>
NO	1	2	2	2	<b>7</b>	<b>35%</b>

**Table 14**, this table shows the percentage of students who answered this question: 65% answered Yes, and 35% answered No. This shows that more students did not understand the text in the book.

If students do not understand the teacher's explanation and the intent of the textbook, each basic competency caused problems for them. Therefore, researchers should present the material in a way that is clear to both teachers and students. The teacher should give as detailed an explanation as possible of the material displayed in the textbook.

## 2) Learning Attitude

### - Learning Preference

Table 4.15 The Result of the 15<sup>th</sup> Question

Question	Do you prefer using a picture as the media in learning process?					
Class	VIII-A	VIII-B	VIII-C	VIII-D	Total	Percentage (%)
YES	5	5	5	3	18	90%
NO	0	0	0	2	2	10%

**Table 15**, this table shows the percentage of students who answered this question, 90% of students answered Yes, and 10% answered No. There is evidence that students' interest in the use of pictures as learning media is very high. Therefore, to meet students' needs, learning materials are delivered through the use of pictures.

Table 4.16 The Result of the 16<sup>th</sup> Question

Question	Do you prefer asking for teacher in learning process if you are in difficulties?					
Class	VIII-A	VIII-B	VIII-C	VIII-D	Total	Percentage (%)
YES	3	4	3	3	13	65%
NO	2	1	2	2	7	35%

**Table 16**, 65% of students answered Yes, and 35% answered No. This shows that many students prefer to ask their teachers questions during the learning process.

Table 4.17 The Result of the 17<sup>th</sup> Question

Question	Do you prefer asking for friend in learning process if you are in difficulties?					
Class	VIII-A	VIII-B	VIII-C	VIII-D	Total	Percentage (%)
YES	5	2	4	1	<b>12</b>	<b>60%</b>
NO	0	3	1	4	<b>8</b>	<b>40%</b>

**Table 17**, 60% of students answered Yes, and 40% answered No, as shown in the following table. Students often ask friends for help when they encounter difficulties in learning.

Table 4.18 The Result of the 18<sup>th</sup> Question

Question	Do you prefer reading material repeatedly in learning process if you are in difficulties?					
Class	VIII-A	VIII-B	VIII-C	VIII-D	Total	Percentage (%)
YES	4	5	3	3	<b>15</b>	<b>75%</b>
NO	1	0	2	2	<b>5</b>	<b>25%</b>

**Table 18**, it is evident that 75% of students answered Yes, and 25% answered No. This shows that students prefer to read the material repeatedly during the learning process. When the material is given, students are asked to read it several times to improve their memory and understanding.

- **Learning Style**

Table 4.19 The Result of the 19<sup>th</sup> Question

Question	Do you prefer listening to the teacher's explanation in learning process?					
Class	VIII-A	VIII-B	VIII-C	VIII-D	Total	Percentage (%)
YES	5	5	5	4	<b>19</b>	<b>95%</b>
NO	0	0	0	1	<b>1</b>	<b>5%</b>

**Table 19**, the percentage of students who answered this question is shown in the following table. It can be seen that 95% of the students answered Yes, and 5% answered No. The data shows that most students prefer to listen to the teacher's explanation during the learning process. As a result, teachers have to provide further explanations before students complete tasks or learning activities

Table 4.20 The Result of the 20<sup>th</sup> Question

Question	Do you prefer learning by game in learning process?					
Class	VIII-A	VIII-B	VIII-C	VIII-D	Total	Percentage (%)
YES	4	3	4	2	13	65%
NO	1	2	1	3	7	35%

**Table 20**, 65% of the students chose to answered Yes, while 35% chose to answered No. Thus, it can be concluded that more students are interested in using games in the presentation of material or the learning process. Thus, it can be concluded that more students are interested in using games in the presentation of materials or the learning process. As a result, games used more in material presentation or assignment activities.

Table 4.21 The Result of the 21<sup>st</sup> Question

Question	Do you prefer learning by media/tools in learning process?					
Class	VIII-A	VIII-B	VIII-C	VIII-D	Total	Percentage (%)
YES	3	1	4	2	10	50%
NO	2	4	1	3	10	50%

**Table 21**, 50% of the students chose to answered Yes, and the other 50% chose to answered No. It is possible that the number of students who liked the learning process using props or media was the same. It is possible that the number of students who liked the learning process using props or

media is the same. A wide variety of media, such as images and sounds, used when creating teaching materials. They can also role-play using existing dialogs when delivering the material.

Table 4.22 The Result of the 22<sup>nd</sup> Question

Question	Do you prefer working in a group in doing your tasks?					
Class	VIII-A	VIII-B	VIII-C	VIII-D	Total	Percentage (%)
YES	5	4	5	3	17	85%
NO	0	1	0	2	3	15%

Table 4.23 The Result of the 23<sup>rd</sup> Question

Question	Do you prefer working in pair in doing your tasks?					
Class	VIII-A	VIII-B	VIII-C	VIII-D	Total	Percentage (%)
YES	4	4	4	4	16	80%
NO	1	1	1	1	6	20%

Table 4.24 The Result of the 24<sup>th</sup> Question

Question	Do you prefer working alone in doing your tasks?					
Class	VIII-A	VIII-B	VIII-C	VIII-D	Total	Percentage (%)
YES	2	3	0	4	9	45%
NO	3	2	5	1	11	55%

Form the table 22 shows that 85% of students prefer to do assignments in groups, table 23 shows that 80% of students prefer to do assignments in pairs, and table 24 shows that 45% of students prefer to do assignments individually. It is therefore concluded that, students prefer to work on assignments in groups or pairs rather than working on assignments individually.

The following table illustrates the linguistic needs of students:

Table 4.25 The overall needs inventory from linguistic needs

<b>Linguistic needs</b>	
<b>The learning abilities</b>	<b>The learning priorities</b>
<ul style="list-style-type: none"> <li>- Students are able to introduce themselves in English</li> <li>- Unable to write in English about their everyday activities</li> <li>- Unable to read a short story in English fluently</li> </ul>	<ul style="list-style-type: none"> <li>- The students enjoy studying English.</li> <li>- Reading the material.</li> <li>- Paying attention to the teacher to comprehend the subject matter.</li> <li>- Completing the assignment.</li> <li>- Example material with conversation.</li> <li>- Example material with text or description.</li> <li>- Presentation of the material with a vibrant image.</li> </ul>

According to the results of the needs inventory, many students like English lessons such as reading, writing, listening and speaking. However, a number of internal and external variables cause some of them to fail to understand the topics well. There are students who can introduce themselves in English, but others cannot. Therefore, the researcher provided introduction materials for each student so that they could introduce themselves in the future.

The researcher does not only want to improve students' ability in writing and reading, as some students are not yet proficient in these two skills. As a result, the researcher has offered many activities related to writing and reading that relate to everyday life.

Detailed information on the students' learning needs can be seen in the following table:

Table 4.26 The overall needs inventory from learning needs

<b>Learning needs</b>	
<b>The learning problems</b>	<b>The learning attitudes</b>
<ul style="list-style-type: none"> <li>- Do not comprehend the teacher's justification.</li> <li>- Do not comprehend the book's explanation.</li> <li>- Do not grasp the significance of the instructor's explanation.</li> <li>- Do not comprehend the book's text's meaning.</li> </ul>	<p><b>Learning preferences:</b></p> <ul style="list-style-type: none"> <li>- Using an image as a teaching tool during a lesson.</li> <li>- Approaching the teacher during the teaching process if a student is having trouble.</li> <li>- If a student is having trouble learning, asking a friend for help.</li> <li>- If students are having trouble learning, they should read the material several times.</li> </ul> <p><b>Learning styles:</b></p> <ul style="list-style-type: none"> <li>- Hearing the teacher explain things during the teaching process.</li> </ul>

	<ul style="list-style-type: none"> <li>- Playing games to aid in learning process.</li> <li>- Using media and tools to aid in the learning process.</li> <li>- Cooperate with others in groups.</li> <li>- Cooperate with others in pairs.</li> <li>- Working individually</li> </ul>
--	---

During the learning process, students' preferred media types were categorized into three categories: audio-based media, visual-based media, and audio-visual-based. Visual-based media (images or parables) can take the form of graphs (tables, diagrams, or charts) that present data/trends or interrelationships between a number of images or representational images (drawings, paintings, or photographs), diagrams (showing the relationship of concepts, organization, and structure of material content), maps (showing spatial relationships), or charts. Media that is audio-based conveys messages in an auditory format (that is, it can only be heard), which has the power to pique students' interest and improve their capacity to absorb information. Media that combines sound and visual display is referred to as audio-visual media, or video.<sup>39</sup> The findings demonstrate the presence of these three media in the content. While audio-visual media is evident in any example of material that includes other students as speakers in each dialogue, visual media, or each section of the material that is displayed, can be seen with vibrant images.

---

<sup>39</sup> Arsyad Azhar, "*Media Pembelajaran*, Jakarta: PT," Raja Grafindo Persada, 2007, 15–85.



Lessons are frequently difficult for students to understand during the learning process. They take three steps to solve this issue: they ask the teacher, they ask friends, and re-read the information. The materials that are presented at every stage of the investigation demonstrate the applicability of the three points mentioned above; they instruct students to complete tasks on their own, in pairs, and through group discussions. While students use all three activities to solve problems in group discussions and pair activities, they can learn independently in individual activities.

#### d. Description of Analyzing Basic Competence

Competency achievement indicators were developed by researchers for every basic competency in order to analyze them. The researchers found it simpler to produce materials that complied with the metrics as a result. Initially, the definition of operational verbs in the description of foundational competencies was examined by the researchers. They then looked into the operational verbs. The operational verb list can be seen in the following table:

Table 4.27 Operational verb of cognitive domain

Remembering (C1)	Understanding (C2)	Applying (C3)	Analyzing (C4)	Evaluating (C5)	Creating (C6)
Quoting	Estimating	Assigning	Auditing	Comparing	Collecting
Mentioning	Explaining	Sorting	Organizing	Summarize	Abstracting
Explaining	Telling	Determining	Animating	Judging	Organizing
Drawing	Categorizing	Applying	Collecting	Directing	Animating
Numbers	Characterizing	Calculating	Solving	Predicting	Categorize
Identify	Detailing	Modifying	Affirming	Clarifying	Building
Register	Associating	Constructing	Analyzing	Assigning	Creating
Showing	Comparing	Preventing	Selecting	Interpreting	Correcting
Labeling	Counting	Describing	Detailing	Retaining	Planning
Indexing	Contrasting	Using	Nominating	Detailing	Blending
Pairing	Connecting	Assessing	Diagramming	Measuring	Dictating
Reading	Discussing	Training	Correlating	Summarizing	Shaping
Naming	Modeling	Digging	Testing	Proving	Improving
Tagging	Filing	Filing	Enlightening	Validating	Overcoming
Memorizing	Denying	Adapting	Sharing	Testing	Generalizing
Imitating	Expanding	Investigating	Summarizing	Supporting	Combining
Recording	Summarizing	Questioning	Exploring	Selecting	Designing

Repeating	Predicting	Conceptualizing	Maximizing	Projecting	Limiting
Reproducing	Explaining	Implementing	Ordering	Criticizing	Repairing
Reviewing	Digging	Producing	Linking	Directing	Making
Selecting	Transforming	Processing	Transferring	Deciding	Setting up
Tabulating	Retaining	Linking	Training	Separating	Producing
Coding	Deciphering	Compiling	Editing	Weighing	Clarifying
Writing	Interpreting	Solving	Finding		Summarizing
Stating	Predicting	Performing	Selecting		Reconstructing
Searching	Reporting	Simulating	Correcting		Composing
	Distinguishing	Tabulating	Detecting		Coding
		Familiarizing	Examining		Combining
		Classifying	Measuring		Facilitating
		Customizing	Waking up		Constructing
		Operating	Rationalizing		Formulating
		Predicting	Diagnosing		Connecting
			Focusing		Creating
			Blending		Displaying

Table 4.28 Operational verb of psychomotor domain 2018

Imitate (P1)	Manipulate (P2)	Manipulate (P2)	Precision (P3)	Articulate (P4)	Naturalize (P5)
Copy	Back to	Back to	Showing	Building	Design
Follow	making	making	Completing	Addressing	Specifying
Replicate	Building	Building	Perfecting	Merge-coordinates	Manage
Repeat	Perform	Perform	Calibrate	Integrate	Create
Comply	Implement	Implement	Control	Adapt	
Enable	Apply	Apply	Divert	Develop	
Customize	Correct	Correct	Replace	Formulate	
Incorporate	Demonstrate	Demonstrate	Rotate	Modify	
Organize	Design	Design	Send	master	
Collect	Train	Train	Producing	sketch	
Weighing	Correct	Correct	Mixing		
Shrinking	Manipulate	Manipulate	Packaging		
Transform	Repairs	Repairs	Serving		

### 1) The Result of Analyzing the Basic Competence

Please refer to Appendix V in order to view the table that displays the findings of the indicators that the researchers established for Competency Standard 3.5 and Learning Outcome 4.5. This appendix presents an organized depiction of analytical results pertaining to the specified competency standard. Readers can directly visualize the results by consulting Appendix V, which allows for additional analysis and a better understanding of the alignment between the study's identified competencies and designated indicators.

*“K.D 3.5 Comparing the social functions, text structures, and linguistic elements of several special texts in the form of greeting cards, by giving and requesting information related to special days, according to the context of use. (C5).”*

Analysis of Basic Competency 3.5 shows that it has a main indicator and an enrichment indicator, and that it is in Point 1. There were eighteen sub-indicators for every indicator. There are three indicators and twelve sub-indicators in basic competency 3.5.

*“K.D 4.5 Compile special texts in the form of greeting cards, very short and simple, related to special days by paying attention to social functions, text structure, and linguistic elements, correctly and according to context.s (P1).”*

Following analysis, basic competency 4.5 is in Point 1, with both Main and Enrichment Indicators. There were 18 sub-indicators for every indicator. There are 2 indicators and 12 sub-indicators in basic competency 4.5.

## **2) The Result of Product Design through Indicators**

Which portion of the material represented the indicator was clarified by the researcher. The formula describes the display: basic competency/indicator/sub-indicator.

### **Basic Competency 3.5**

- In formulating problem phase 1 displayed material about activity to learn about greeting cards. In this phase, which represent KD 3.5 / Supporting Indicator / C2 / point 1, 2 and 3.
- In formulating hypothesis phase 1 displayed activity to arrange greeting card message. In this phase, which represent KD 4.5 / Main Indicator / P1 / point 1, 2 and 3.

- In collecting information phase 1 displayed activity to practice and discuss about greeting cards. In this phase, which represent KD 3.5 / Supporting Indicator / C1 / point 2 and 3.
- In testing hypothesis phase 1 displayed activity to read messages in greeting cards. In this phase, which represent KD 3.5 / Main Indicator / C5 / point 2 and 3.
- In conclusion phase 1 displayed activity to write a journal reflection. In this phase, which represent KD 4.5 / Enrichment Indicator / P4 / point 1, 2 and 3.
- In formulating problem phase 2 displayed activity to learn about the structure of greeting cards. In this phase, which represent KD 3.5 / Supporting Indicator / C2 / point 1, 2 and 3.
- In formulating hypothesis phase 2 displayed activity to read a poem and answering questions about the poem. In this phase, which represent KD 4.5 / Enrichment Indicator / P4 / point 3.
- In collecting information phase 2 displayed material about activity to learn about compliment. In this phase, which represent KD 3.5 / Supporting Indicator / C1 / point 1 and 3.
- In testing hypothesis phase 2 displayed activity to write greeting cards. In this phase, which represent KD 4.5 / Main Indicator / P1 / point 1, 2 and 3.
- In conclusion phase 2 displayed activity to write a learning journal. In this phase, which represent KD 4.5 / Enrichment Indicator / P4 / point 1, 2 and 3.

### **1. The Result of Design Phase**

Following the information gathering described above, the researcher began creating a material framework, which outlines various aspects of the material that would be produced as intact material. The aspects that explained in the blueprint are:



a. The Blueprint Content

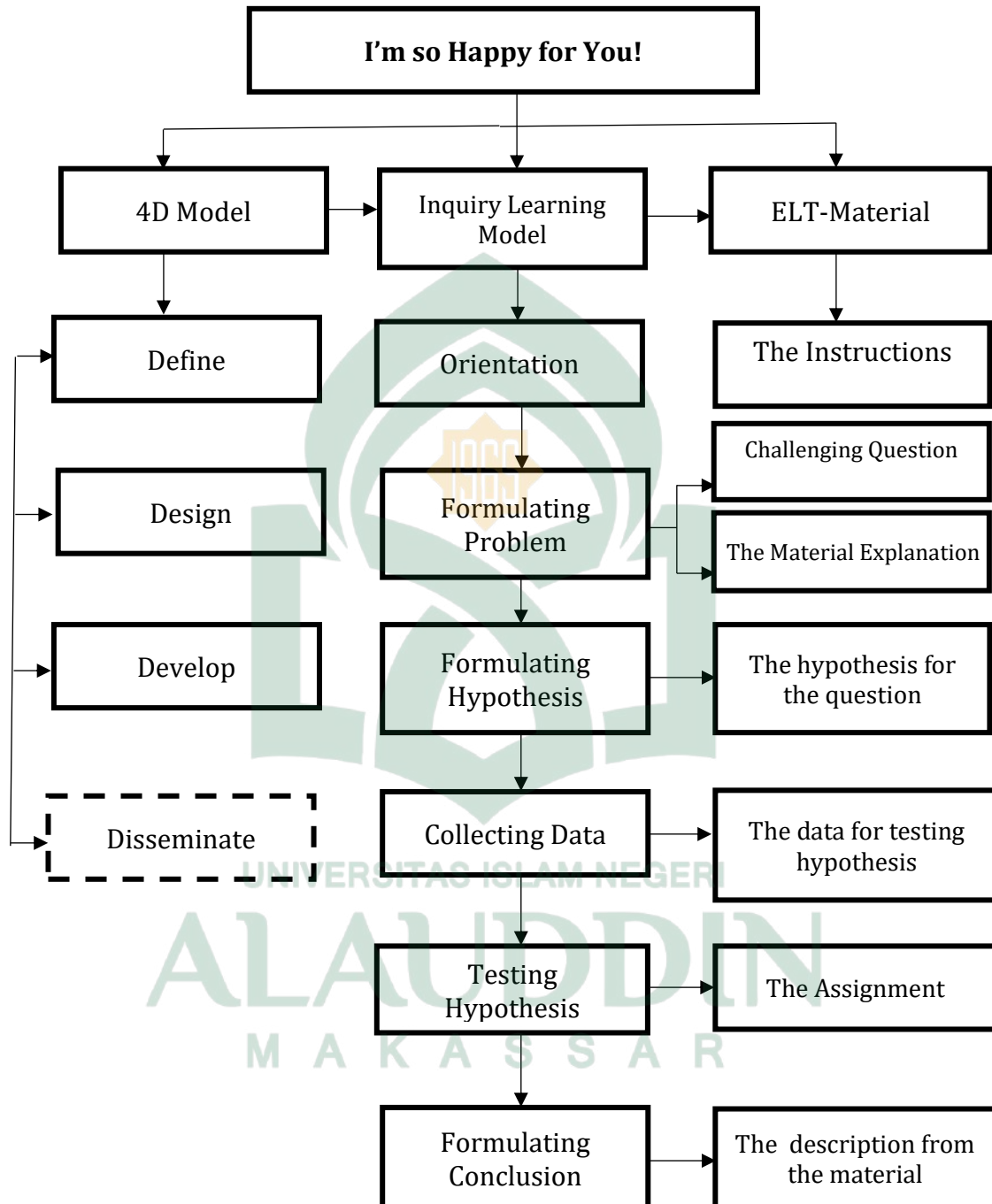


Figure 4.1 The blueprint of Inquiry Learning Model

Table 4.29 The explanation of the blueprint

Inquiry Learning Model	ELT Material
Orientation 1	The inspiration behind the subject matter to be learned
Formulating problem 1	Learning about the types of greeting cards (special days)
Formulating hypothesis 1	Arrange the random sentences and add some decoration for the greeting card
Collecting Information 1	Practice speaking in part Formulating Problem in notebook and discuss to answer the question
Testing hypothesis 1	Reading the greeting cards and find the differences among those cards
Conclusion 1	Analyzing and drawing conclusions from the lessons learned in a journal reflection
Orientation 2	The inspiration behind the subject matter to be learned
Formulating Problem 2	Learning about structure of greeting cards and the explanations
Formulating hypothesis 2	Reading the poem and answer the questions about the poem
Collecting Information 2	Learning about the giving and receiving compliment and identify the sentences

Testing hypothesis 2	Write the greting cards on the two special cards
Conclusion 2	Concluding what the students have learned

### **b. The Result of Product Design through Inquiry Learning Model**

Following the creation of the blueprint, the inquiry learning model was used to develop the materials' structure. The materials' structure was organized using a learning model called the inquiry model, which included explanations of the material representations at each stage.

#### **Basic Competency 3.5 and 4.5**

##### **- Orientation (1)**

This section is called the orientation process because it gives the teacher an opportunity to provide the students with an overview of the material that they learning about greeting cards. Students pay attention to the teacher's explanation of this, and before the lesson even begins, they should be ready to understand what they will learn and what kind of activities they would like to participate in, like working in groups or individually during the learning process.

##### **- Formulating Problem (1)**

This section is called the formulating problem because the teacher provides an explanation of the types of greeting cards. In this learning process, the teacher shows the pictures, by showing pictures of several types of greeting cards such as invitation card, wedding card, party card, graduation card, birthday card, etc. After that, the teacher give random questions to students by showing the pictures of



greeting cards that have been shown before, then students guess the greeting card.

- **Formulating Hypothesis (1)**

This section is called the formulating hypothesis, because the teacher give random sentences that when arranged form a greeting card. At that time the teacher asks students to work on the task in groups.

- **Collecting Information (1)**

This section is called the collecting information, because the students' practice and write each statement and discuss about questions of greeting cards.

- **Testing Hypothesis (1)**

This section is called the testing hypothesis, because students read the greeting cards and find the differences in the greeting cards by filling in the table provided.

- **Conclusion (1)**

In addition to composing a greeting card practice sentence, discussing, and answering the question of greeting cards material, the teacher asks students to reflect on their learning by discussing in groups to make a journal about what they have learned and what activities they like most. In addition, the teacher tell students to bring materials and tools that must be prepared in making a greeting card that used in the next meeting, before ending the teaching-learning process in class.

- **Orientation (2)**

This part is named as the orientation process because here is teacher chance to give an overview to the students about the material to be learnt related to the greeting card. Students listen to the teacher's explanation about this and students must be prepared to understand what they learn before starting the lesson and what activities they want to do, such as working individually or working in groups in the learning process.

- **Formulating Problem (2)**

This section is called the formulating problem, Because the teacher teaches basic techniques and structures in making a greeting card. In this technique, the teacher shows an example (model) of writing that can be imitated by students in writing a good and correct greeting card. Students taught the steps in making greeting cards from the materials and tools they have prepared. In addition, students taught the structure in making a greeting card. This make students get the correct greeting card writing results.

- **Formulating Hypothesis (2)**

This section is called the formulating hypothesis, because the students' will read a poem and answer the five question about the poem.

- **In collecting information (2)**

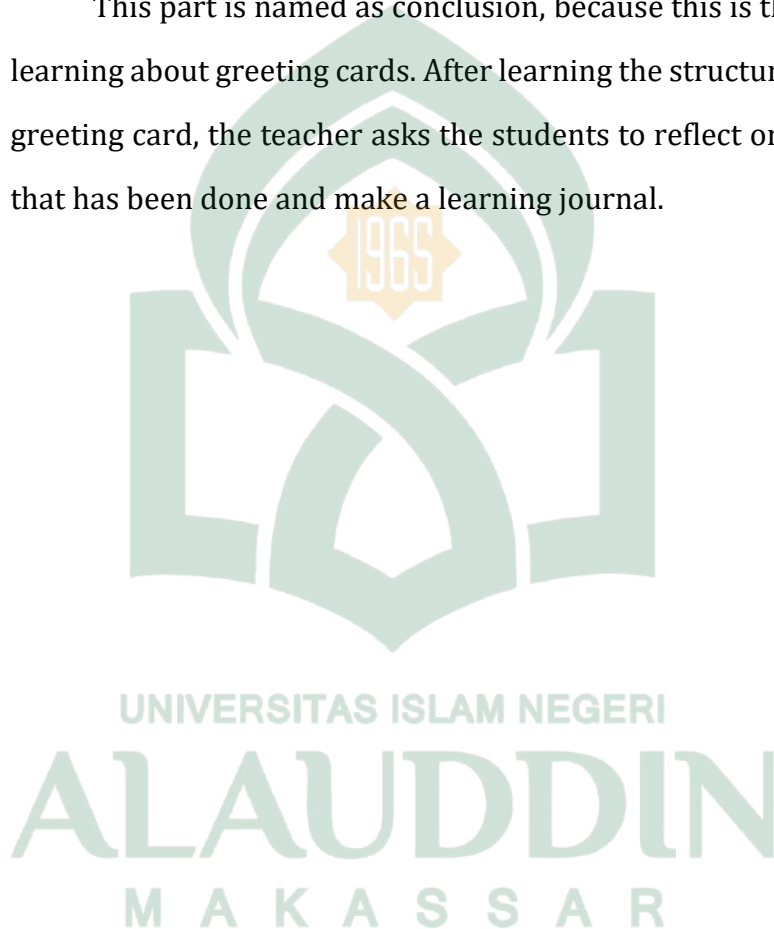
This section is called the collecting information, because the teacher teach the students about giving and receiving compliments and identify the sentences.

- **In testing hypothesis (2)**

This section is called the testing hypothesis, because students created and write greeting cards that are divided into two options, namely *Happy Holiday* or *Happy Mother's Day cards*.

- **Conclusion (2)**

This part is named as conclusion, because this is the last part of learning about greeting cards. After learning the structure of making a greeting card, the teacher asks the students to reflect on the learning that has been done and make a learning journal.



## 2. The Result of English Material Development

### a. Conceptual Map

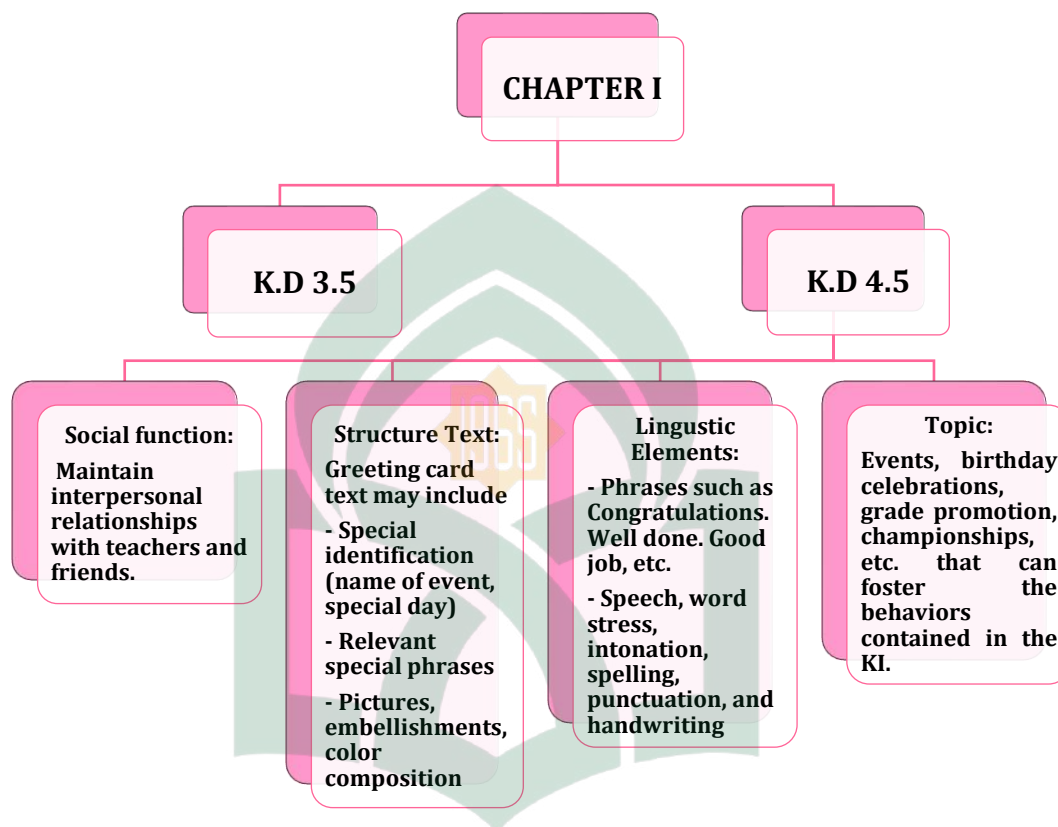


Figure 4.2 A framework for English Material in chapter I based on syllabus.

The entire English competence procedure can be implemented by creating a conceptual framework of English competence based on the syllabus. The syllabus's content is supported by significant components found in the conceptual framework. Three primary instructional strategies that provide learning experiences customized to students' needs and the examination of fundamental competencies ought to be included in the syllabus. i.e.:

### 1) Providing Language Skill

Through this process, researchers can provide students with integrated English resources, such as topics covered in worksheets and materials, linguistic components, text structures, and social functions. In addition, the subjects chosen for study are tailored to the students' level of proficiency and aid in their acquisition of knowledge and abilities.

### 2) Providing Opportunities to Use Integrated Skills

The needs of the students are combined with the necessary foundational competencies by the researcher. Functional and interactive activities can therefore be offered. Students learn integrated skills in conversation, extensive reading, sentence composition, table completion, matching pictures to their correct names, and filling in the blanks through functional activities. The researcher, on the other hand, wants to employ stimulus.

### 3) Reviewing Learning Outcomes

The purpose of this procedure is to evaluate students' proficiency in the English language by offering interactive themes within each chapter. Students are now given the chance to demonstrate their language proficiency in discrete phases according to the content they have studied. English materials and worksheets for basic competencies 3.5 and 4.5 in junior high school grade seven have been persuasively created using the syllabus outline's organizational structure. The materials and fundamental competencies are centered around the findings of the needs and competency analysis of the students.

## **b. Stating Goals**

The purpose of this material is to aid students in comprehending the material on linguistic elements, text structures, and social functions. Once they have studied the English teaching materials, they ought to be able to speak and write in the language with assurance.

## **c. Material Sequence**

The researcher's materials include the application of the four English skills' linguistic components, text structures, and social functions. The four skills are speaking, writing, reading, and listening. For every skill, the researcher employed a single kind of learning strategy. In order to help students become more proficient speakers, the researcher included a dialogue between two speakers in the speaking material. Students can also practice speaking with friends and present their learning outcomes orally in class. Researchers use reading passages with vocabulary and text paragraphs in reading materials to help students become better readers by having them comprehend the passages and provide answers to questions about them. By placing the given words into appropriate sentences, the researcher employed word arrangement to help students write better. The teacher employed a question-and-answer format with the students to help them with their speaking and listening skills. They also heard the students' oral reports of their findings in class and the teacher's explanations.

## **d. The Organization of the Materials**

### **1) Cover**

The cover, the first page of the unit, has the following information: the name of the school, the class, the animated image, the unit title, and the material title. The module, titled "I'm So Happy for You," was developed as additional teaching material. Second, "V"

denotes a unit name with a picture from a book next to it. This element lets students know that they are going to be studying a new topic in a new chapter. And thirdly, the title of the unit indicates "Greeting Card." In order to help students remember what they already know and set expectations for themselves, it is crucial to introduce the topic being studied on the front cover. This inspired them to keep learning. Fourthly, the book's primary color is white. White was chosen as the foundation color because books typically have white backgrounds. White also connotes purity and tranquility, which encourages students to learn through the module with greater focus and ease. Furthermore, by including the UIN Alauddin Makassar logo alongside the university's logo, the learning module will be identified as an official university product, increasing its credibility and recognition as a component of education related to the institution.

## **2) Page of Learning Objectives**

Essential learning objectives are listed on this page, along with a thorough justification of their importance. By displaying learning objectives within the module, students can better understand what is expected of them at the end of the course. Clearly stated goals provide guidance on the knowledge, abilities, attitudes, and/or results that are expected to be acquired during the learning process. This makes it possible for students to focus their attention and clearly grasp the tasks at hand.

### 3) The Main Part of The Book (The Activity)

The main part of this module includes several sub-headings, namely, determining orientations, formulating problems, formulating hypothesis, collecting information, testing hypothesis and formulating conclusions. Then page of summary, page of dictionary and page of module developer.

#### e. English Module Before and After Development

The researcher demonstrates how the English module was visually presented both during and after development in this section. The main objective is to draw attention to the ways in which the module differs from the average reality textbook, with a particular emphasis on the development of chapter V.




Figure 4.3 Before Development      Figure 4.4 After Development

The enhanced and current modules differ from one another, particularly with regard to the unit cover page. The colors and illustrations in the current textbook are more eye-catching.





Figure 4.5 After Development

There are more steps in the inquiry learning process after the development stage, like orientation. The orientation phase is the first part of the learning process and provides motivation for the subject matter to be learned.




Figure 4.6 Before Development



Figure 4.7 After Development

**Collecting information**

We will identify what the greeting cards say.

Here are what we will do. We will work in groups. **First**, we will look more closely into the greeting cards above by using a table of analysis. **Second**, we will discuss to identify the different pieces of information in each greeting card and put them into the table. **Third**, we will handwrite the analysis in our notebooks.

We will use a dictionary. We will spell the words and use the punctuation marks correctly. When we are writing, we will say the sentences loudly, clearly, and correctly. If we have any problems, we will go to our teacher for help.

No	Parts	Available?	Expressions
1	Happiness/ Condolence/ Sympathy/ Consolation	Yes	Happy Father's Day
2	Prayer/Wish	No	Happy Father's Day
3	Special Quotes	Yes	Thanks for being there through the tears, laughter, and love.
4	Ritual	No	-
5	Endearment	No	-
6	Receiver	No	-
7	Sender	No	-

**KELAS VII SMP/MTs**

Figure 4.8 Before Development

**Collecting Information 2**

**YOU WILL LEARN ABOUT COMPLIMENT!**

**WE CAN COMPLIMENT SOMEONE FOR HIS/HER GOOD WORK OR ABILITY, ESPECIALLY IF IT DIRECTLY RELATES AND/OR AFFECTS US. HERE ARE SOME WAYS THAT CAN BE USED TO SHOW APPRECIATION TO OTHERS. STUDY THEM CAREFULLY.**

**Giving a compliment:**

- Look at the person you are complimenting.
- Use a pleasant tone when you speak.
- Give the compliment in a caring, respectful manner.
- Express approval for something the person has done.

**Receiving a compliment:**

- Accept the compliment cheerfully.
- Look at the person who is complimenting you.
- Use a pleasant tone when you speak.
- Say "Thanks" or "Thank You"

**12**

Figure 4.9 After Development

**Read the dialog below!**

Shannon : Hi, Jen. I heard that you got the best grades in this year exams, didn't you?  
 Jennie : That's right.  
 Shannon : Congratulations!  
 Jennie : Thank you.  
 Jennie's father : Well done, Jen. I'm very proud of you.  
 Jennie's mother : I'm glad to hear that.  
 Jennie : Thank you, Dad, Mom

Karina, I will get government scholarship to finish my study.  
 Congratulations! I wish you all the best with your studies.

**13**

Figure 4.10 After Development

That's a nice shirt.  
 Thanks.

**Identify the following statements. If the statements is a COMPLIMENT, put a "C" on the line. If the statements is a PUT-DOWN, put a "PD" on the line.**

1. \_\_\_\_\_ Whose did you get that jacket? I have been trying to find one just like it.
2. \_\_\_\_\_ You did a great job on your drawing.
3. \_\_\_\_\_ I'm having a busy next week. Don't call Asiah.
4. \_\_\_\_\_ I'll miss you when you go.
5. \_\_\_\_\_ That shirt looks really great on you.
6. \_\_\_\_\_ I want to sit with Widy, Fina, and Yulia. Vta, you can sit at the other table.
7. \_\_\_\_\_ Megan, I really appreciate the fact that you took the time to help Bryan.
8. \_\_\_\_\_ I need some help with my homework.
9. \_\_\_\_\_ You are so good at remembering things. Could you remind me that will go to the Media Center at 1.00 today?
10. \_\_\_\_\_ I can't believe you're reading that book. I could never finish reading that one.

**14**

Figure 4.11 After Development

A few sections of the textbook were looked at both before and after the changes. Student activities are extended through a variety of formats, complement material includes explanations of the material and dialogue, and group activities are more varied. There were also additional intriguing and varied images added.



Figure 4.12 After Development

A summary page has been added to this newly designed module to aid learners in learning more quickly about the content in the book.



Words	Meaning
Proper	Senang
Emphasize	Menekankan
Important	Penting
Surrounded	Dikelilingi
Enhanced	Ditingkatkan
Courage	Keberanian
Guide	Memandu
Invaluable	Sangat Berharga
Pelite	Bopun
Grateful	Berkyukur
Filled	Dipenuhi

Figure 4.13 After Development

To help students learn the meaning of unfamiliar language more quickly and have a better understanding of the topics covered in the book, this newly designed module also includes a page with a list of English vocabulary.

#### f. The Result of Expert's Validation Toward the Materials' Contents

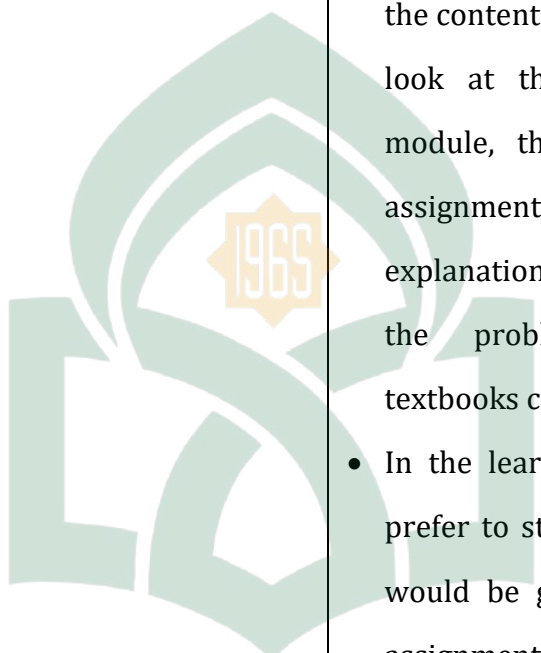
Experts should evaluate the instructional materials before they are utilized in the classroom to make sure they are well-made and prepared for usage, following the experts' statements.:

##### 1) Experts' Suggestions on the Developed Textbook

Following the creation of the materials, the researcher sent the newly developed teaching module to consultants and validators, who offered insightful criticism for the textbook's continued improvement. Furthermore, the investigator conducted a self-assessment, which resulted in changes to multiple textbook elements.

Table 4.30 Experts' suggestions on the developed textbook

No.	Reviewers	Suggestions
1	Consultants	Be mindful of grammatical mistakes.
2.	Validator 1	<p>Although the module and the accompanying material are both excellent, the following should be altered:</p> <ul style="list-style-type: none"> <li>• Cover design, changed to white.</li> <li>• Page 1 (Orientation I), the word "Independent" becomes "Independently".</li> <li>• Page 8 (Conclusion I), the Reflection Journal was turned into an independent assignment, which was initially done in groups.</li> <li>• Page 11 (Formulating Hypothesis II), switch to a more common font.</li> <li>• Page 17 (Summary), set the background color to be the same color as the other backgrounds.</li> </ul>
3.	Validator 2	<ul style="list-style-type: none"> <li>• In learning priority, 80% of students like material examples with dialogue, but in the module</li> </ul>

	 <p>UNIVERSITAS ISLAM NEGERI</p>	<p>there are still not enough examples of dialogue listed.</p> <ul style="list-style-type: none"><li>• Regarding learning problems, there are around 75% of students who do not understand the contents of textbooks. If you look at the contents of the module, there are too many assignments and not enough explanation of the material, so the problem of ignoring textbooks cannot be resolved.</li><li>• In the learning style, students prefer to study in groups, so it would be good if the existing assignments focus on group tasks.</li></ul>
--	---	---

## 2) General Content Expert Validation

The outcome of the expert's examination of the English materials and worksheets:

Table 4.31 Syllabus Design Result

Statement	Score from Validator 1	Score from Validator 2	Mean Score	Result
<b>1. Cover design</b>				
1.1 The cover is attractive to the learners	3	4	3.5	Valid
<b>2. Layout</b>				
2.1 The layout is clear for learners	3	3	3	Valid
2.2 The layout is attractive to the learners	3	3	3	Valid
<b>3. Instructional objectives</b>				
3.1 The instructional objectives are clear	3	4	3.5	Valid
3.2 The instructional objectives are understandable	3	4	3.5	Valid

3.3 The instructional objectives ordered appropriately	3	4	3.5	Valid
3.4 The instructional objectives reflect to the topic	3	4	3.5	Valid
<b>4. Organization of material</b>				
4.1 The materials are organized attractively	4	3	3.5	Valid
4.2 The organization of material in the form of units is appropriate	4	4	4	Very Valid
4.3 The materials are organized in logically ordered tasks	4	3	3.5	Valid
4.4 The themes and topics are relevant to the learning material in each basic competency.	3	4	3.5	Valid
4.5 They are arranged in a logical sequence on the basis of topic or theme following the indicators	3	3	3	Valid
4.6 The material cover a	4	3	3.5	Valid



variety of topics and situation following the indicators				
4.7 The material have already represented the indicators	3	4	3.5	Valid
4.8 The materials are organized in logically ordered tasks following the blueprint	3	4	3.5	Valid
4.9 The material are appropriate with the structure of inquiry learning model	4	4	4	Very Valid
4.10 The material consist of the subject matters	3	4	3.5	Valid
4.11 The material compiled based on the inquiry learning model and can increase the students' motivation	4	3	3.5	Valid
<b>5. Systematic Content of English</b>				
5.1 The integrated skills are appropriate to the	4	3	3.5	Valid

student level and needs.				
5.2 There are three subject matters (social function, structure text, and linguistics element) in each basic competency.	4	4	4	Very Valid
5.3 The structure of arranging the materials following the inquiry learning model	4	4	4	Very Valid
<b>6. Activities/ Exercises/ Tasks</b>				
6.1 The activities, exercises and tasks are interesting.	3	4	3.5	Valid
6.2 The activities, exercises and task are aimed in developing student comprehension.	3	3	3	Valid
6.3 They provide for a real world use of language in daily lives.	3	4	3.5	Valid
6.4 The situations of the activities, exercises and tasks in each subject	3	4	3.5	Valid

matter are appropriate to the learner's level and need.				
6.5 The activities, exercises and tasks provide for varying learning arrangement like pairs and working in group.	3	4	3.5	Valid
6.6 The activities, exercises and tasks focus on student's comprehension for each indicator.	4	4	4	Very Valid
6.7 The instruction for the activities, exercises and tasks are simple and clear.	3	4	3.5	Valid
6.8 The activities, exercises and tasks allow for the teacher's initiative to modify the activities.	3	4	3.5	Valid
6.9 The activities, exercises and tasks' instructions are clear	4	3	3.5	Valid

and structured				
<b>Total: 3.51</b>		<b>= Very Valid</b>		

The validation results were obtained from the experts' observation sheet. The cover, layout, learning objectives, material arrangement, content systematics, activities, tasks, and exercises are all included in the observation sheet. The training materials were deemed legitimate after all things were assessed and the findings were favorable. The following factors contribute to the subject matter's excellent design: the development framework, the aims and objectives, and the methodical presentation of the inquiry-based learning model (first expert). The materials match the blueprint both individually and collectively (second expert). Since the material development's validity level closely complies with the blueprint thanks to the validation checklist, it can be said that it is suitable.

#### **g. The Strength of the Material**

After the English learning materials are designed, there are several advantages that improve the earlier resources. The inquiry learning approach is taken into consideration throughout the creation of these resources, giving them an advantage over earlier ones. This enables educators to instruct students in a methodical way according to the phases of the model. The materials that are on display have also been intriguingly designed. Researchers used a range of eye-catching pictures from the students' environment to build learning tools for Basic Competencies 3.5 and 4.5. Students will have no issue comprehending and remembering the material they have learned thanks to the comic and real images that have been presented. Using both, students can imagine and create visual characters in their boxes.

## **B. Research Discussion**

This study's main goal was to provide inquiry-based learning materials (ELT) for eighth-grade students at MTS Islamic Boarding School Abnaul Amir Gowa. After that, the researcher created her three survey questions in relation to the advancement. The researcher's extra interpretation and comments are as follows:

### **1. The needs of the eighth grade students in Islamic Boarding School Abnaul Amir Gowa based on inquiry learning model based ELT materials of “Greeting Card” unit.**

To analyze students' needs, a questionnaire was developed. The creation process began by selecting the components to be included in the questionnaire and ended by formulating six sections. The initial section is the cover, which consists of one question. The second section included two questions regarding the layout of the developed module. The third section consists of five questions designed to determine the instructional objectives of the module. The fourth section consists of eleven questions designed to understand the structured learning objectives. The fifth section consists of three questions regarding the Systematic Content of English. Simultaneously, the sixth section consisted of nine questions regarding Activities/ Exercises/ Tasks in the developed learning module.

The purpose of the questionnaire's questions was to gain insights into the systematic learning requirements of the students in order to tailor materials that suit their needs. Additionally, the questionnaire was not directly administered to the students but was reviewed and advised by experts. These experts revised specific

answer options for each question, resulting in the final version of the questionnaire, which was then distributed among the students. Consequently, the experts deemed the survey's outcomes valid and valuable, as they were pertinent and applicable to the students.

This study found that using the Inquiry Learning Model at the Islamic boarding school Abnaul Amir Gowa led to significant improvements in students' academic performance and learning of the English language, especially when dealing with brief functional texts. Inquiry learning in science helps students acquire better perceptual skills as it allows them to use their cognitive and physical abilities to understand natural phenomena and the world around them. This kind of learning should show students the nature of scientific study and the way learning is realized. Renowned educators, such as Wynne Harlen (2004), have acknowledged the model's capacity to inspire students to participate and cooperate in problem-solving actively.

Kusmaryono Heru and Setiawati Rokhis (2013) supports these findings, stating that in the inquiry learning model, teachers act as facilitators and help students discover problems and questions by guiding them through the inquiry learning process. The inquiry approach sees students as active thinkers who seek, examine and process information from their environment for a variety of purposes that best suit their mental nature.

Experts recommend incorporating various learning methodologies, including the Inquiry Learning Model, group project-based, and game-based learning, to encourage student motivation and deeper understanding. By creating a welcoming learning environment

that actively promotes student participation and aligns with students' interests, the educational experience is substantially enriched.

In conclusion, utilizing the Inquiry Learning Model at the Islamic boarding school Abnaul Amir Gowa can elevate the overall quality of instruction and student's academic performance in English. This approach prioritizes student-centered education and involvement in learning, helping students overcome obstacles and develop a thorough comprehension of the language. Integrating multiple learning modalities significantly creates a more engaging and effective educational environment.

## **2. The prototype of inquiry learning model-based ELT materials of “Greeting Card” unit.**

After getting and analyzing the students' needs, the researcher designed the prototype or blue print based on students' needs. The blue print used 4D model (Define, Design, Develop, and Disseminate) because this model is relevant to the researcher's step in developing the learning tool. The blue print also contains the steps of inquiry learning and ELT material that explained one by one clearly.

From the six stages of inquiry learning model, the researcher interested in formulating hypothesis stage because in that stage, students try to answer or solve the problem that provided by the teacher, they will use their critical thinking skill to solve that problem then will be checked at testing hypothesis stage. It will be developed students interest about the materials and finally they can learn well and mastered the lesson.

This is relevant to the Robert Gagne (1970) theory in instructional theory because this theory is divided into 4 parts: The first is design-oriented learning, which means that learning becomes purely goal-oriented; the second is instructional methods, which depend on situational factors such as what is to be taught, the learner, learning environments, and instructional development restrictions. The third way is the component method, which focuses on the overall process, and the fourth method is probabilistic, which means the primary goal is to enhance the likelihood of the desired learning outcomes. From that 4 points of the Instructional theory, the researcher is sure that the prototype or the blue print is relevant with that this theory because all of the points are fulfilled properly in the learning tool.


### **3. The validity rate of English material of "Greeting Card" unit.**

The third topic is the validity rate of English material. After designing the module about oral and written communication based on students' needs using inquiry model, the researcher conducted the next stage, namely validating to the experts to ensure whether this module is in accordance with the needs of students who use the inquiry method or not.

There are some points that provide to be validated, from the cover design until the activities/exercise/tasks. From that points, the researcher is interested at Systematic Content of English because in developing the instructional module, the researcher has to pay attention to the student needs and arranging the materials following the inquiry learning model steps'. Other than that, the researcher must input the three subject matter in basic competency and pay attention of it. It



is challenging but this is the main point of the instructional module that have developed. Validation was carried out to two experts. Both experts approved the results obtained based on the research. Experts argue that overall this module is in accordance with the needs of students and several other determining factors so that in other words, this module is valid and can be implemented as a viable alternative learning resource for students while increasing student learning motivation.



## CHAPTER V

### CONCLUSION AND SUGGESTIONS

#### ***A. Conclusion***

Based on the developed research questions, the study systematics allows for the following findings to be drawn:

1. The researcher designed a syllabus during the design stage in order to develop materials that were altered from the syllabus of previous research that also produced ELT materials based on the inquiry learning paradigm. The unit title, foundational knowledge, indicators, linguistic emphasis, input, and diversity of activities are all included in the syllabus design. At this stage, the researcher incorporated some activities into the assignment and added inquiry learning to the curriculum. After weighing the importance of the subject and the overall balance of the module, the inquiry learning model was chosen. Before piecing the syllabus design together into a module, the researcher identified each component.
2. The materials employed in the development process, including their selection, removal, and selection of the best ones, were thoroughly reviewed by the researcher. They also chose the visual elements of the module, such as the font styles, colors, and designs, among other things.
3. The data analysis results were submitted to the supervisor for assessment during the analysis stage before progressing to the next phase. In the design stage, the syllabus design results were presented for validation by validators. Finally, after a systematic development and revision process, the English textbook integrated with Islamic values attained a level of feasibility approved by the validators.

### ***B. Recommendation***

The first of several recommendations made by the study's conclusions is to carry out more research. Further research can be used to evaluate the effectiveness of the textbooks that are generated. To find out how utilizing textbooks built on the inquiry learning approach can impact students' participation in the learning process, more research can be done. Creating a manual or teacher's guide that is appropriate for the inquiry learning model approach is also crucial. Teachers can use an appropriate teacher's manual as a very useful tool to help them apply this strategy in the classroom.

Secondly, further research is expected to be adapted to the increasingly rapid development of technology so that children can use this module in junior high schools throughout the school, not only in their current school.

## BIBLIOGRAPHIES

- Ahmad, Djuwairiah. "Understanding the 2013 Curriculum of English Teaching Through the Teachers " and Policymakers " Perspectives," 2019.
- Amali, L. N., N. T. Kadir, and M. Latief. "Development of E-Learning Content with H5P and ISpring Features." *Journal of Physics: Conference Series* 1387, no. 1 (2019). <https://doi.org/10.1088/1742-6596/1387/1/012019>.
- Ananingsih, Yuni. "EFEKTIVITAS INQUIRY BASED LEARNING (IBL) PADA PEMBELAJARAN REAKSI OKSIDASI-REDUKSI UNTUK PESERTA DIDIK KELAS XSMA KOLOMBO YOGYAKARTA," 2012.
- Ausubel, David Paul. *The Acquisition and Retention of Knowledge: A Cognitive View*. Springer Science & Business Media, 2012.
- Azhar, Arsyad. "Media Pembelajaran, Jakarta: PT." *Raja Grafindo Persada*, 2007, 15–85.
- Balim, Ali Günay. "The Effect of Mind-Mapping Applications on Upper Primary Students' Success and Inquiry-Learning Skills in Science and Environment Education." *International Research in Geographical and Environmental Education* 22, no. 4 (2013): 337–52.
- Borg, Walter R, Meredith D Gall, and Joyce P Gall. "Educational Research: An Introduction." New York: Longman Inc, 1983.
- Brown, James Dean. *Introducing Needs Analysis and English for Specific Purposes*. Routledge, 2016.
- Council, National Research. *Inquiry and the National Science Education Standards: A Guide for Teaching and Learning*. National Academies Press, 2000.
- Danim, Sudarwan. "Menjadi Peneliti Kualitatif: Rancangan Metodologi." *Presentasi Dan Publikasi Hasil Penelitian Untuk Mahasiswa Dan Peneliti Pemula Bidang Ilmu-Ilmu Sosial, Pendidikan Dan Humaniora*, Penerbit Pustaka Setia, Bandung, 2002.
- Degeng, I Nyoman Sudana, and Nyoman Sudana. "Teori Pembelajaran 2: Terapan." *Malang: Program Magister Manajemen Pendidikan Universitas Terbuka*, 2006.
- Dick, Walter, Lou Carey, and James O Carey. "The Systematic Design of Instruction," 2005.
- Gall, Meredith Damien, Walter R Borg, and Joyce P Gall. *Educational Research: An Introduction*. Longman Publishing, 1996.
- "Gary Nottis At," n.d.
- Hamalik, Oemar. "Proses Belajar Mengajar," 2006.
- Harmer, Jeremy. "How to Teach English." *ELT Journal* 62, no. 3 (2008): 313–16.

- Ifani, Putri Nurul, Sitti Nurpahmi, and Djuwairiah Ahmad. "Developing Inquiry Learning Model-Based English Instructional Materials for the Seventh Grade of Junior High School." *English Language Teaching for EFL Learners* 2, no. 2 (2020): 13. <https://doi.org/10.24252/elties.v2i2.11252>.
- Jajang Bayu Kelana, D. Fadly Pratama. *BAHAN AJAR IPA BERBASIS LITERASI SAINS. LEKKAS Jl. Udawa No. 18 A Bandung 40172*. Vol. 0, 2019.
- Latif, Khawaja Fawad. "An Integrated Model of Training Effectiveness and Satisfaction with Employee Development Interventions." *Industrial and Commercial Training* 44, no. 4 (2012): 211–22.
- Lexi, J. "Moleong, 2008. Metode Penelitian Kualitatif." *Bandung: PT Remaja Rosdakarya*, n.d.
- Miles, Matthew B, A Michael Huberman, and Johnny Saldana. *Qualitative Data Analysis*. SAGE, 2014.
- Mubar, Miftahul Khair Nur Ali. "Developing English Learning Materials for Young Learners Based on Needs Analysis at MTSN Model Makassar." *ETERNAL (English, Teaching, Learning, and Research Journal)* 1, no. 2 (2015): 313–30.
- Prastowo, Andi. "Pengembangan Bahan Ajar Tematik." Yogyakarta: Diva Press, 2013.
- Prihatiningtyas, S, T Prastowo, and B Jatmiko. "Implementasi Simulasi PhET Dan KIT Sederhana Untuk Mengajarkan Keterampilan Psikomotor Siswa Pada Pokok Bahasan Alat Optik." *Jurnal Pendidikan IPA Indonesia* 2, no. 1 (2013).
- Prof., Dr sugiyono. "Prof. Dr. Sugiyono, Metode Penelitian Kuantitatif Kualitatif Dan R&d. Intro ( PDFDrive ).Pdf." *Bandung Alf*, 2011.
- Reigeluth, Charles M. *Instructional-Design Theories and Models: A New Paradigm of Instructional Theory, Volume II*. Routledge, 2013.
- Salim, Agus. "Teori Dan Paradigma Penelitian Sosial: Buku Sumber Untuk Penelitian Kualitatif Edisi Kedua." *Yogyakarta: Tiara Wacana*, 2006.
- Sanjaya, Wina. "Strategi Pembelajaran Berbasis Standar Proses Pendidikan." *Jakarta: Kencana Prenada Media*, 2006.
- Santrock, John W, and John W Santrock. "Psikologi Pendidikan Edisi Kedua." Kencana Prenada Media Group, 2007.
- Siemens, George. "Connectivism: Learning as Network-Creation." *ASTD Learning News* 10, no. 1 (2005): 1–28.
- Steffens, Karl. "Competences, Learning Theories and MOOC s: Recent Developments in Lifelong Learning." *European Journal of Education* 50, no. 1 (2015): 41–59.
- Thiagarajan, Sivasailam. "Instructional Development for Training Teachers of Exceptional Children: A Sourcebook,," 1974.
- Tomlinson, Brian. "Materials Development for Language Learning and Teaching." *Language Teaching* 45, no. 2 (2012): 143–79.

<https://doi.org/10.1017/S0261444811000528>.

- Triandy, Rendy. "PEMBELAJARAN MENGIDENTIFIKASI IDE POKOK DALAM ARTIKEL DENGAN METODE INQUIRY PADA SISWA KELAS X SMA PASUNDAN 2 BANDUNG: Metode Inquiry: Ide Pokok: Teks Artikel." *Literasi: Jurnal Ilmiah Pendidikan Bahasa, Sastra Indonesia Dan Daerah* 7, no. 2 (2017): 143–52.
- Trianto, Trianto. "Model Pembelajaran Terpadu." *Jakarta: Bumi Aksara*, 2010.
- Trowbridge, L. "Bybee." *R. W*, 1986.
- Vahlia, Ira, and Rina Agustina. "Perbandingan Hasil Belajar Discovery Learning Berbasis Problem Solving Dan Group Investigation Berbasis Problem Solving Pada Pembelajaran Metode Numerik." *AKSIOMA: Jurnal Program Studi Pendidikan Matematika* 5, no. 1 (2016): 82–93.
- Vismaia, Damayanti S, and A R Syamsudin. "Metode Penelitian Pendidikan Bahasa." *Bandung: PT Rosdakarya*, 2007.
- Vygotsky, L, and M Cole. "Lev Vygotsky: Learning and Social Constructivism." *Learning Theories for Early Years Practice* 66 (2018): 58.
- Wiratemaja, I Gusti Ngurah Agung, I Made Tegeh, and Ketut Pudjawan. "PENGEMBANGAN MULTIMEDIA PEMBELAJARAN MATA PELAJARAN BAHASA INGGRIS KELAS X SEMESTER GENAP DI SMKN 2 SUKAWATI." *Jurnal Edutech Undiksha* 2, no. 1 (2014).
- yang Menyenangkan, Alternatif Desain Pembelajaran. "Ahmadi, Abu. 2005. Strategi Belajar Mengajar. Bandung: CV Pustaka Setia. Arifin, Zainal. 2011. Penelitian Pendidikan Metode Dan Paradigma Baru. Bandung: Remaja Rosdakarya. Basri, Hasan. 2015. Paradigma Baru Sistem Pembelajaran. Bandung," n.d.

**APPENDIX IX**  
**DOCUMENTATIONS**



### **CURRICULUM VITAE**



Ariyanti Widyastuti was born on June 17<sup>th</sup>, 2001 in Sungguminasa, South Sulawesi. She is the fourth child and the only daughter of Alm. Mangambari Dg. Sore and Sadriani, and has four brothers named MTV, Apt. Adi Arianto, S.Farm., M.Kes., CPSM., Brigpol Ansar Azhari, S.M., Amran Syaputra, and Arief Akbar Fauzan.

In 2006, Ariyanti Widyastuti began her education at TK Nurul Ilmi and completed her studies in 2007. She then attended SD Negeri Paccinongang Unggulan, where she graduated in 2013, then to SMP Negeri 3 Sungguminasa, and completed her studies there in 2016. Subsequently, she enrolled at SMK Negeri 2 Gowa and graduated in 2019.

In the next year, Ariyanti Widyastuti pursued her higher education at UIN Alauddin Makassar. She enrolled in the Faculty of Tarbiyah and Teacher Training, specifically in the English Education Department, and remained a student there from 2019 to 2024.