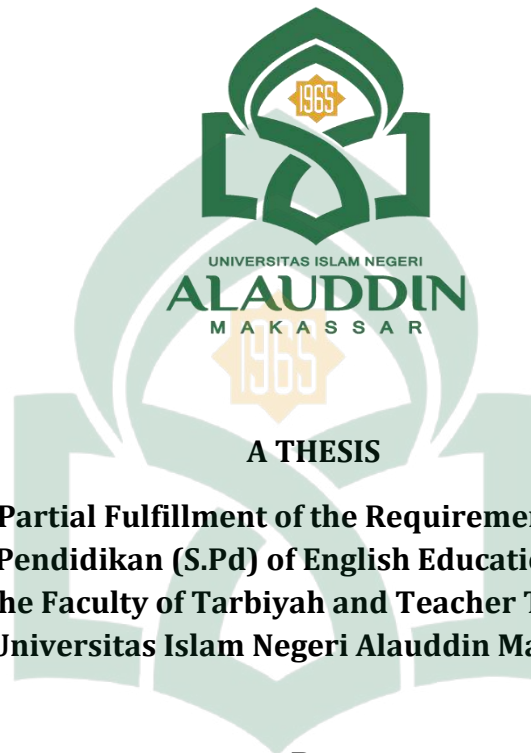


**DEVELOPING LEARNING ELT MATERIALS OF "ORAL AND WRITTEN
COMMUNICATION" UNIT BASED ON INQUIRY LEARNING MODEL
FOR THE EIGHTH GRADE STUDENTS OF MTS ISLAMIC BOARDING
SCHOOL ABNAUL AMIR GOWA**



A THESIS

**Submitted in Partial Fulfillment of the Requirements for the Degree of
Sarjana Pendidikan (S.Pd) of English Education Department
The Faculty of Tarbiyah and Teacher Training
Universitas Islam Negeri Alauddin Makassar**

By:

Aulia Agusfina

Reg. Number: 20400119050

Consultant I: Prof. Dr. Muhammad Yaumi, M. Hum., M.A.

Consultant II: Muthi'ah, M. Pd.

**ENGLISH EDUCATION DEPARTMENT
THE FACULTY OF TARBIYAH AND TEACHER TRAINING
UNIVERSITAS ISLAM NEGERI ALAUDDIN MAKASSAR**

2024

PERNYATAAN KEASLIAN SKRIPSI


Mahasiswa yang bertanda tangan di bawah ini:

Nama : Aulia Agusfina
NIM : 20400119050
Tempat/Tgl Lahir : Benteng Jampea, 18 Agustus 2000
Jur/Prodi/Konsentrasi : Pendidikan Bahasa Inggris
Fakultas/Program : Tarbiyah dan Keguruan
Alamat : Dusun Benteng Timur, Desa Kembangragi, Kec.
Pasimasunggu, Kab. Kepulauan Selayar
Judul Skripsi : *Developing Learning ELT Materials of "Oral and
Written Communication" Unit Based on Inquiry
Learning Model for the Eight Grade Students of
MTS Islamic Boarding School Abnaul Amir Gowa*

Menyatakan dengan sesungguhnya dan penuh kesadaran bahwa skripsi ini adalah hasil karya sendiri. Jika kemudian hari terbukti bahwa ini merupakan duplikat, tiruan, plagiat, atau dibuat oleh orang lain, sebagian atau seluruhnya, maka skripsi dan gelar yang diperoleh karenanya batal demi hukum.

Samata-Gowa, 17 Januari 2024

Penyusun



Aulia Agusfina
NIM: 20400119050

PENGESAHAN SKRIPSI


Skripsi berjudul “Developing Learning ELT Materials of “Oral and Written Communication” Unit Based on Inquiry Learning Model for the Eighth Grade Students of MTs Islamic Boarding School Abnau Amir Gowa”, yang disusun oleh Aulia Agusfina, NIM 20400119050, mahasiswa Jurusan Pendidikan Bahasa Inggris Fakultas Tarbiyah dan Keguruan UIN Alauddin Makassar, telah diuji dan dipertahankan dalam sidang munaqasyah yang diselenggarakan pada hari Senin, tanggal 05 Februari 2024 M, bertepatan dengan tanggal 24 Rajab 1445 H, dinyatakan telah dapat diterima sebagai salah satu syarat untuk memperoleh gelar Sarjana dalam Ilmu Pendidikan, Jurusan Pendidikan Bahasa Inggris dengan beberapa perbaikan.

Gowa, 20 Februari 2024 M.
10 Sha’ban 1445 H.

DEWAN PENGUJI: Nomor SK Munaqasyah: 445 Tahun 2024

Ketua Sidang	: Dr. Sitti Nurpahmi, S.Pd., M.Pd.	(.....)
Sekretaris Sidang	: Nur Aliyah Nur, M.Pd.	(.....)
Penguji I	: Prof. Dra. Hj. St. Azisah, M.Ed.St., Ph.D.	(.....)
Penguji II	: Multazam Abubakar, S.S., M.Hum.	(.....)
Pembimbing I	: Prof. Dr. Muhammad Yaumi, M. Hum., M.A.	(.....)
Pembimbing II	: Muthi’ah, M.Pd.	(.....)

Diketahui oleh:
Dekan Fakultas Tarbiyah dan Keguruan
UIN Alauddin Makassar


Dr. H. Andi Achruh, M.Pd.I.
NIP. 19660908 199403 1 002

ACKNOWLEDGEMENTS

بِسْمِ اللَّهِ الرَّحْمَنِ الرَّحِيمِ

To carry out the writing of this thesis, the researcher says *Alhamdulillah Rabbil Alamin* to Allah *Subhanahu Wata'ala*, the only One who is the Most Sustaining, the Most Merciful. He is the only real God. Undoubtedly, salutations and peace be upon our great Prophet Muhammad *Shallallahu alaihi Wa Sallam*, who has brought us from the darkness to lightness, from bad morals to good morals, and from the age of *jahiliyyah* to the age of Islam.


The researcher received a lot of support, guidance, corrections, suggestions, advice, and important support during the process of writing this thesis. Therefore, the researcher would like to thank them, especially to:

1. The researcher's parents, Muh. Ifdal and Musnawati., for the unlimited support, love, and prayers for the researcher in achieving her dreams.
2. The Rector of UIN Alauddin Makassar, Prof. H. Hamdan Juhanis, M.A., Ph.D., for providing and institutional home with all facilities during the study process of the researcher, and all the Vice Rectors.
3. The Dean of Tarbiyah and Teacher Training Faculty, Drs. H. Andi Achruh, M.Pd.I., for the generous support and assistance throughout the research study, and all the Vice Deans.
4. The Head of the English Education Department, Dr. St. Nurpahmi, S.Pd., M.Pd., with all lectures and the administration staff, for their kindness, guidance, and cooperative all these times.
5. The Secretary of the English Education Department, Nur Aliyah Nur, M.Pd., who has become an incredible and significant inspiration for the researcher.

6. The supervisors of the researcher, Prof. Dr. Muhammad Yaumi, M. Hum., M.A., and Muthi'ah S.Pd., M.Pd., who gave the researcher unwavering support and gave the researcher patiently from the beginning to the end.
7. The examiners of the researcher, Prof. Dra. Hj. St. Azisah. M.Ed.St., Ph.D., who always support and help the researcher not just in writing this thesis but from the beginning of her study, and Multazam Abubakar, S.S., M.Hum., who gave the researcher much thought in improving the final result of this thesis.
8. The siblings of the researcher, Wahyu Alfian, S.Pd and Wina Farisya Amalia., for all their support in every way and every condition.
9. The headmaster, teachers, and students of MTS Islamic Boarding School Abnaul Amir Gowa, who have allowed to conduct research.
10. The researcher's best friends, TULOLONNA SULAWESI (Ariyanti Widyastuti, Nur Asiah, Yulia Putri Utami, Yuliarti Asma, and Aina Nasira) thank you so much for your love and for our togetherness during this study.
11. The researcher's special person, Nurul Jahirah., for all her kindness, support and effort in every condition.
12. The researcher's lovely idol, EXO (Chanyeol, Baekhyun, D.O, Kai, Suho, Sehun, Chen, lay, and Xiumin) for all their best moments.
13. The classmates in the English Education Department, PBI 3 and 4 2019, who educated the researcher about unity and togetherness.

Samata-Gowa, January 17th 2024

The researcher,




Aulia Agusfina

20400119050

TABLE OF CONTENTS

PERNYATAAN KEASLIAN SKRIPSI	ii
ACKNOWLEDGEMENTS	iii
TABLE OF CONTENTS	vi
LIST OF TABLES	viii
LIST OF FIGURES.....	x
ABSTRACT	xii
CHAPTER I.....	1
INTRODUCTION	1
A. Background.....	1
B. Research Focus and Focus Description.....	7
C. Research Question	10
D. Research Objectives and Research Significances.....	10
E. Previous Research Result.....	12
F. Product Specification.....	15
CHAPTER II	16
REVIEW OF RELATED LITERATURE.....	16
A. The Theory of Learning and Instruction	16
B. Inquiry Learning Model	22
C. ELT Material	26
D. Development Models	30
E. It's English Time Unit.....	37
F. Development Framework	37
CHAPTER III	40
METHODOLOGY	40
A. Research Type and Location	40
B. Research Approaches.....	41
C. Design of Research and Development.....	42
D. Research Subjects.....	43
E. Research Instruments.....	44

F. Data Processing and Analysis Technique	45
CHAPTER IV.....	49
FINDINGS AND DISCUSSIONS.....	49
A. Research Finding	49
B. Research Discussion.....	93
CHAPTER V	98
CONCLUSIONS AND SUGGESTIONS	98
A. Conclusion.....	98
B. Recommendation.....	99
BIBLIOGRAPHIES.....	100
APPENDICES.....	104



LIST OF TABLES

Table 1. 1 Research Focus & Focus Description	9
Table 3. 1 Level of validity	48
Table 4. 1 The result of the 1st Question.....	51
Table 4. 2 The result of the 2nd Question	51
Table 4. 3 The result of the 3rd Question.....	52
Table 4. 4 The result of the 4th Question	52
Table 4. 5 The result of the 5th Question	53
Table 4. 6 The result of the 6th Question	53
Table 4. 7 The result of the 7th Question	54
Table 4. 8 The result of the 8th Question	54
Table 4. 9 The result of the 9th Question	55
Table 4. 10 The result of the 10th Question	55
Table 4. 11 The result of the 11th Question	56
Table 4. 12 The result of the 12th Question	56
Table 4. 13 The result of the 13th Question	57
Table 4. 14 The result of the 14th Question	57
Table 4. 15 The result of the 15th Question	58
Table 4. 16 The result of the 16th Question	58
Table 4. 17 The result of the 17th Question	59
Table 4. 18 The result of the 18th Question	59
Table 4. 19 The result of the 19th Question	60
Table 4. 20 The result of the 20th Question	60
Table 4. 21 The result of the 21st Question.....	61
Table 4. 22 The result of the 22nd Question	61
Table 4. 23 The result of the 23rd Question.....	61
Table 4. 24 The result of the 24th Question	62
Table 4. 25 The overall needs inventory from linguistic needs	62
Table 4. 26 The overall needs inventory from learning needs	63
Table 4. 27 Operational verb of cognitive domain	66
Table 4. 28 Operational verb of psychomotor domain	67

Table 4. 29 The explanation of the blueprint.....	73
Table 4. 30 Validators' advice on the developed textbook.....	88
Table 4. 31 Syllabus Design Result	89



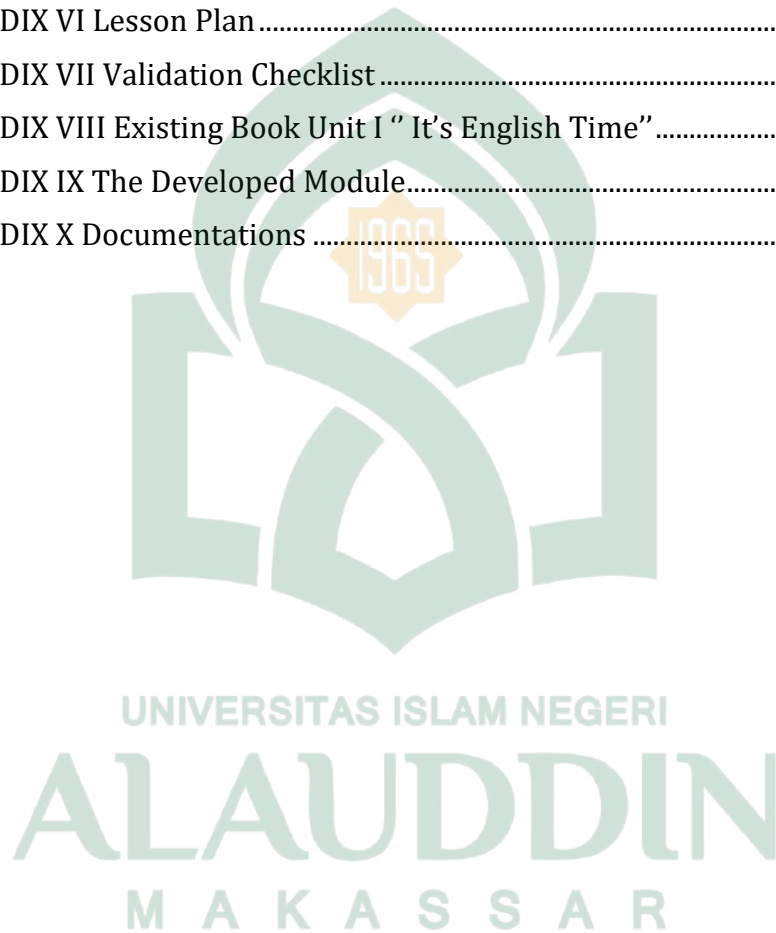
LIST OF FIGURES

Figure 2. 1 The Development Framework of 4D Model	39
Figure 4. 1 The blueprint of Inquiry Learning Model	72
Figure 4. 2 A framework for English Material in chapter I based on syllabus.	80
Figure 4. 3 before development.....	84
Figure 4. 4 after development.....	84
Figure 4. 5 after development.....	85
Figure 4. 6 before development.....	85
Figure 4. 7 after development.....	85
Figure 4. 8 before development.....	86
Figure 4. 9 after development.....	86
Figure 4. 10 after development.....	86
Figure 4. 11 after development.....	87



LIST OF APPENDICES

APPENDIX I Questionnaires for Students	104
APPENDIX II The Result of Questionnaires' Data Processing	108
APPENDIX III Permendikbud Number 24 year 2016	112
APPENDIX IV Syllabus	114
APPENDIX V The Indicators of Basic Competency 3.1	117
APPENDIX VI Lesson Plan	130
APPENDIX VII Validation Checklist	166
APPENDIX VIII Existing Book Unit I " It's English Time"	172
APPENDIX IX The Developed Module	176
APPENDIX X Documentations	207



ABSTRACT

Title : *Developing ELT Materials of “Oral and Written Communication” Unit Based on Inquiry Learning Model for the Eighth Grade Students of MTS Islamic Boarding School Abnaul Amir Gowa*

Year : 2023

Researcher : Aulia Agusfina

Consultant I : Prof. Dr. Muhammad Yaumi, M. Hum., M.A

Consultant II : Muthi’ah, M.Pd

The study aims to develop English teaching materials for grade VIII students, especially in Chapter I “It’s English Time” with material oral and written communication at MTS Islamic Boarding School Abnaul Amir Gowa based on the 2013 curriculum which is supported by using an inquiry learning model.

The researcher used the R&D method with the 4D model for the instructional design framework. In the define stage, the researcher determined students’ target and learning needs by spreading a questionnaire to the students to analyze the needs of students in class VIII at MTS Islamic Boarding School Abnaul Amir Gowa. The syllabus created in the design stage included learning indicators and an inquiry-based learning model. English material development followed the inquiry learning stages: orientation, formulating a problem, formulating a hypothesis, collecting information, testing the hypothesis, and formulating a conclusion.

The two experts was part of this research to validate the product. According to the experts, the three systematic aspects that they validated of the product were valid for Materials Systematic Organization (3.5), valid for Systematic English Teaching (3.5), and valid for Systematic Content of English (3.5). After several discussions and improvements, the results show that the English material is valid.

This research could be a valuable reference for other researchers in the literature. The English language development materials in this study can increase students’ motivation for learning, designed according to their needs. These materials have gone through a careful validation process so the learning tool can be implemented as a viable alternative learning resource by students.

CHAPTER I

INTRODUCTION

A. Background

The government has established a curriculum to adapt learning to the times. According to Law No. 20 of 2003 on the National Education System, the curriculum is a set of plans and arrangements regarding the objectives, content, and subject matter as well as the means used as guidelines for organizing learning activities to achieve certain educational objectives.¹ Curriculum 2013, or K-13, is the latest curriculum implemented by the Indonesian government. In addition, the government has implemented the Merdeka Curriculum. However, the government wants to emphasize that schools have the authority and responsibility to create a curriculum that is tailored to the context and needs of each school.

It is undeniable that English is still taught as an international language and as a second language in all curriculum. Indonesian students tend to only be taught English in the classroom. Thus, students may only use English books to learn English in class. Textbooks are the main learning resource for many teachers. It helps them understand concepts, perform activities, and get directions for the next action. For teachers, textbooks can serve different purposes: as a primary resource, as a source of supplementary materials, as

¹ Program Studi Et Al., "Pengembangan Bahan Ajar E-Modul Sebagai Pendukung Pembelajaran Kurikulum 2013 Pada Materi Ayat Jurnal Penyesuaian Perusahaan Jasa Siswa Kelas X Akuntansi Smk Negeri 1 Surabaya Joni Susilowibowo Abstrak," *Pengembangan Bahan Ajar Emodiul Sebagai Pendukung Pembelajaran Kurikulum 2013 Pada Materi Ayat Jurnal* (2016): 1-9.

inspiration for classroom activities, or even as the curriculum itself.² The English textbook entitled "English: When English Rings the Bell" is an English textbook compiled by the Indonesian Ministry of Education and Culture (MECI) in line with the implementation of C-13 which has been designed. However, the use of the book is less understandable by students because the discussion in the book is explained using English as a whole which makes students dislike learning it because they do not understand the language, content, and explanations.

Along with the increasing science of technology, students prefer to use electronic media compared to printed media and it can be said that students are more proficient in using electronic media because they feel it is more practical and effective. This is one of the reasons why students become unenthusiastic and lazy in learning English. In addition, they cannot use a manual dictionary, which is also an obstacle in their learning process. Students prefer to use online dictionaries which are simpler than manual dictionaries. However, they can't use online dictionaries because of the prohibition on the use of mobile phones at school. Therefore, textbooks should be used as well as possible as the main medium to attract students' interest. This is because textbooks are intermediaries used to convey information or lessons with the aim of encouraging students to learn.

As Allah SWT says, these things will affect their future and ours too. QS. Al-Maidah verse 67:

يَا أَيُّهَا الرَّسُولُ بَلِّغْ مَا أُنزِلَ إِلَيْكَ مِنْ رَبِّكَ إِنَّ لَمْ تَفْعَلْ فَمَا بَلَّغْتَ رِسَالَتَهُ وَاللَّهُ يَعْصِمُكَ مِنَ النَّاسِ إِنَّ اللَّهَ لَا يَهْدِي الْقَوْمَ الْكَافِرِينَ

² Dawn Garinger, "Textbook Selection For The ESL Classroom," Center For Applied Linguistics Digest 2, No. 10 (2002).

"O Messenger! Convey what your Lord has sent down to you. If you do not do (what you are commanded to do) then you have not conveyed His message. And Allah preserves you from the people. Indeed, Allah does not guide the disbelievers." In the verse above, it is mentioned that Allah SWT ordered the Prophet Muhammad SAW to continue carrying out his duties. People who have knowledge or abilities should inform others. Therefore, his educational knowledge helps him not only for himself but also for the people around him.

The use of English textbooks has noteworthy advantages for both teachers and students. It is not only a guide for teachers when delivering material, but also provides the necessary inputs through various explanations and activities. On the student side, it affects their attitude and performance towards the material. It is true that when they like their textbooks, they will be actively involved in the class. Teachers trying to engage students with the material they will learn is the most important part of using textbooks.³

Teaching materials used by teachers are very important to encourage students to be part of the classroom activity. Teaching materials are all materials (either text, information, or tools) that are systematically arranged to show the competencies that students will master and are used in the learning process for planning and evaluating the implementation of learning.⁴ English textbooks have been made by several educators, both printed and non-printed. Researchers want to create teaching materials that can be used as a reference for teaching materials for the intended education unit. Printed teaching materials include books, handouts, modules, brochures, and LKS.

³ Jeremy Harmer, *"How To Teach English,"* ELT Journal 62, No. 3 (2008): 313–316.

⁴ Andi Prastowo, *"Pengembangan Bahan Ajar Tematik"* (Yogyakarta: Diva Press, 2013).

Non-print teaching materials include cassettes, radios, vinyl records, and audio CDs.

Following the 2013 curriculum policy (K-13), there are several approaches used in the learning process. The current English textbooks are organized with a scientific method, however, no learning model can be used by teachers to facilitate the explanation of topics. The pattern or plan used to organize a lesson in a classroom or tutorial is known as a learning model.⁵ Learning models can help teachers to plan and design learning processes that will be carried out in the classroom. Considering this situation, the researcher wanted to create a textbook consisting of both approaches and learning models.

Developing materials based on a learning model has many benefits. This is because the learning model refers to the approach used, which includes learning objectives, learning environment, classroom management, and stages of learning activities.⁶ The learning model has general characteristics, namely (1) has a systematic procedure, (2) learning outcomes are specifically applied, (3) there is a measure of success, and (4) has a way of interacting with the environment. Learning models serve as (1) guidelines, (2) tools in curriculum development, (3) references for determining learning materials, and (4) help improve teaching.⁷

Motivation plays an important role in the learning process. Motivation is the complex process of a person's desire, passion, and unwavering belief to

⁵ Trianto Trianto, *Model Pembelajaran Terpadu*, Jakarta: Bumi Aksara (2010).

⁶ Agus Suprijono, *Cooperative Learning: Teori & Aplikasi PAIKEM* (Pustaka Pelajar, 2009).

⁷ La Iru And La Ode Safiun Arihi, *Analisis Penerapan Pendekatan, Metode, Strategi, Dan Model-Model Pembelajaran*, Yogyakarta: Multi Presindo (2012).

achieve a desired goal. In other words, motivation is the process that gives passion, direction, and persistence to energetic, purposeful, and enduring behavior.⁸ Meanwhile, Motivation is the transformation of energy within a person, which is indicated by the emergence of feelings and reactions to achieve certain goals, has two components, namely 1) the inner component is a change in a person, a state of dissatisfaction and psychological tension, and 2) The external component is what a person wants and the goals towards which his behavior is directed.⁹

This research used the inquiry learning model as a material development model. Inquiry is a learning model for obtaining information, formulating questions, knowing, discovering, and exploring a concept, and evaluating other sources of information to solve a problem systematically, critically, logically, analytically, and scientifically.¹⁰ The main objectives of inquiry-based learning are: (1) to develop students' desire and motivation to learn the principles and concepts of science; (2) to develop students' scientific skills so that they can work like scientists in conducting experiments; (3) familiarize students to work hard to acquire knowledge.¹¹ So based on inquiry-based learning, students are trained to make observations openly, then determine answer predictions, and draw conclusions based on data. Through this kind of activity, students are trained to open their minds, so that

⁸ John W Santrock And John W Santrock, *"Psikologi Pendidikan Edisi Kedua"* (Kencana Prenada Media Group, 2007).

⁹ Oemar Hamalik, *"Proses Belajar Mengajar"* (2006).

¹⁰ Ali Günay Balm, *"The Effect Of Mind-Mapping Applications On Upper Primary Students' Success And Inquiry-Learning Skills In Science And Environment Education,"* International Research In Geographical And Environmental Education 22, No. 4 (2013): 337-352.

¹¹ National Research Council, *Inquiry And The National Science Education Standards: A Guide For Teaching And Learning* (National Academies Press, 2000).

students are able to make connections between events, objects, or conditions experienced with real life.¹²

This research based on preliminary research in the form of observations through interviews with an English teacher on June 16th, 2022 at the Islamic Boarding School, Abnaul Amir Gowa shows that teachers usually use textbooks provided by the school. In this case, textbooks are usually provided or facilitated by the government where the teacher has no role in choosing or selecting these textbooks. They just get it and use it in the teaching and learning process without having many possibilities to choose textbooks that suit students' needs. Therefore, the contents of the material are sometimes, even often, not in accordance with the conditions of the school, students, and the school curriculum, in some schools. In addition, with the lack of opportunities to choose textbooks, it is difficult for teachers to adapt the material's content to students' prior knowledge. In short, this can affect the discrepancy between the learning objectives set by the teacher and the needs of students.

The researcher selected this title because the researcher is interested in developing a teaching material that can increase students' motivation and enthusiasm for learning and also increase students' understanding of the material. The research was conducted at MTs Islamic boarding school Abnaul Amir Gowa. This school has gotten grade A level for it's accreditation.

¹² Margus Pedaste Et Al., "Phases Of Inquiry-Based Learning: Definitions And The Inquiry Cycle," Educational Research Review 14 (2015): 47-61.

Based on the explanation above, the researcher is interested in developing **ELT Materials** based on the **Inquiry Learning Model**. Teaching and learning activities that occur during the learning process in the classroom at MTs Islamic boarding school Abnaul Amir Gowa are expected to provide positive and beneficial values for teachers and students.

B. Research Focus and Focus Description

1. Research Focus

The focus of this research is to create an inquiry learning model based on English learning materials. This is due to students' lack of desire to learn in class. Therefore, we must find a way to make students more excited during the learning process. Students' motivation is greatly influenced by the methods and subject matter that teachers use during the learning process. The researchers limited their research focus to the creation of an inquiry model and English education materials.

a) Developing Inquiry Learning Model

The inquiry learning model aims to teach students how to examine problems and questions based on facts. This model emphasizes the process of searching and discovering; the role of students is to search and find their own solutions to the problems studied, while the teacher helps and guides students. Observing, formulating relevant questions, critically evaluating books and other sources of information, planning an inquiry or investigation, reviewing what is already known, conducting experiments or trials using tools to obtain data, analyzing and interpreting data, making predictions, and telling people what will happen.

The inquiry learning model gives students the opportunity to create their own knowledge by using the ideas they have learned to solve problems. In other words, this model gives them the opportunity to link new information with the cognitive structures they have learned before, which results in useful learning. Learning emphasizes students' activeness to observe, conjecture, and conclude through group activities as well as communicating the results of the investigation. Not only can students improve their cognitive abilities, they can also improve their psychomotor and affective abilities. Inquiry learning theory argues that everyone has a natural urge to discover knowledge for themselves. By asking questions and finding answers based on curiosity, inquiry learning aims to help students improve their intellectual skills and thinking ability.

b) ELT-Material

ELT materials are media that contain learning concepts to be taught to language learners that contain English language materials. Teaching materials are essential to the teaching and learning process. In choosing ELT materials, teachers must be very selective. They should keep in mind that the materials should help their students master the language, but should also ensure that the materials are interesting for their students.

2. Focus Description

The role of teachers and students in learning activities is very important for the success of learning in the classroom. Teachers must pay attention to the use of teaching methods and materials because the teaching plans and procedures they use can increase student activeness in the classroom. This can be seen from how students are active and understand the subject matter.

The focus of this research is to improve the teaching materials of the English unit "It's English Time!" particularly the basic competencies 3.1 and 4.1. This research concentrates on materials related to oral and written communication. In order to limit this study, the researcher provides an explanation of the topics to be covered. Despite the fact that this description of focus can be adjusted according to the results of the research. The description of the research focus can be seen in the table below:

Table 1. 1 Research Focus & Focus Description

No.	Research Focus	Focus Description
1.	Developing Inquiry Learning Model-Based ELT Material	1. Needs Analysis : <ul style="list-style-type: none"> - Linguistic Needs - Learning Needs 2. Prototype: <ul style="list-style-type: none"> - The expressions of asking for attention - The expressions of checking for understanding - The expressions of showing appreciation - The expressions of asking and giving the opinion 3. Validation

C. Research Question

Developing English materials based on inquiry learning is the main problem raised based on the background. Three research questions were formulated as follows:

1. What are the needs of the eighth grade students in Islamic boarding school Abnaul Amir Gowa of learning ELT material of "It's English Time!" unit based on inquiry learning model?
2. How is the designed prototype of learning ELT materials of "It's English Time" unit based on inquiry learning model for the eighth grade students of Islamic boarding school Abnaul Amir Gowa?
3. How is the validity rate of learning ELT materials of "It's English Time!" unit based on inquiry learning model for the eighth grade students of Islamic boarding school Abnaul Amir Gowa?

D. Research Objectives and Research Significances

1. Research Objectives

Based on the research problem previously, the study aims to develop English material of the eighth grade students of Islamic boarding school Abnaul Amir Gowa based on inquiry learning. The specific objectives of this research are:

1. To analyze the needs of the eighth grade students in Islamic boarding school Abnaul Amir Gowa of learning ELT material of "It's English Time!" unit based on inquiry learning model.
2. To design the prototype of learning ELT materials of "It's English Time" unit based on inquiry learning model for the eighth grade students of Islamic boarding school Abnaul Amir Gowa.

3. To describe the validity rate of learning ELT materials of "It's English Time!" unit based on inquiry learning model for the eighth grade students of Islamic boarding school Abnaul Amir Gowa.

2. Research Significance

Based on the objective to be achieved, the significance that were expected to be obtained from this development are as follows:

a. Theoretical significance

- 1) This R&D research in developing ELT Materials based on Inquiry learning model can contribute to the theoretical understanding of instructional design, such as how to design materials that can promote students' learning and engagement.
- 2) The development of teaching materials often involves the adaptation of curriculum materials. Therefore, this research can contribute to the theoretical understanding of how to align materials with learning goals and standards.

b. Practical significances.

1) For English teachers,

The ELT materials developed from this research can be used as a restored teaching and learning because the materials are designed based on students' needs.

2) For students

Well-designed and engaging ELT Materials can hopefully increase students' motivation and engagement in the teaching and learning process which can lead to better performance in the class.

3) For researcher

This study can help researchers to better understand the students' needs and to design the ELT Materials that are more relevant and applicable to real-write teaching context, especially in Junior High School level.

E. Previous Research Result

The first research is conducted by Ahmad. In her research, she found several issues that hindered the implementation of K-13 in ELT. The implementation of K-13 in ELT is often traditional, partial and biased. The barriers are rooted in the way teachers think and implement it.¹³

The second is Miftahul Khair Nur Ali Mubar. R&D was conducted by Mubar to produce English learning materials for young students. His research reached the conclusion that the English speaking The materials intended for students can meet the needs of students to learn speaking and daily activities that can enhance their speaking skills. In addition, it is in accordance with the regulations set by the government.¹⁴

The third is from Ifani. Alauddin State of Islamic University of Makassar, Indonesia 2019. Entitled "Developing inquiry learning model-based ELT materials for the seventh grade students of junior high school. According to the researcher, what needs to be applied to the HOTS learning model in teaching materials through the inquiry learning model. The inquiry learning model is the most suitable learning method with HOTS steps and

¹³ Djuwairiah Ahmad, "Understanding The 2013 Curriculum Of English Teaching Through The Teachers" And Policymakers" Perspectives," *International Journal Of Enhanced Research In Educational Development (IJERED)* ISSN (2014): 6-15, www.erpublishations.com.

¹⁴ Miftahul Khair Nur Ali. Mubar, "Volume I, Number 02, December 2015," *ETERNAL (English, Teaching, Learning, And Research Journal)* I, No. 02 (2015): 257-269.

complements the existing textbooks that will support students to be more active in experiential learning by seeking answers and creating solutions to problems by focusing on higher-level thinking through problem solving concepts. Therefore, investigation-learning models have been added in developing subsequent textbooks, as it is essential to use instructional models in teaching materials.¹⁵

The fourth is Nottis et al. researched how inquiry learning activities impact on students' conceptual understanding of four important heat transfer concepts. The results showed that students' conceptual understanding was generally better. Once students mastered the concept, they can then work the problems using the exact concept. Regardless, the decrease occurred after a few weeks for a variety of reasons, as well as the level of difficulty of the concept.¹⁶

The fifth is a research conducted by Ananingsih. Her research discovered problems regarding the effectivity of the inquiry learning model in increasing students' learning motivations and performance in studying oxidation-reduction materials. The results showed that using the inquiry learning model when learning oxidation-reduction materials did not increase students' motivation to learn. In addition, students interact with each other and with their teachers during the learning process. From this interaction, students gain different types of understanding or explanation, which results

¹⁵ Putri Nurul Ifani, Sitti Nurpahmi, And Djuwairiah Ahmad, "Developing Inquiry Learning Model-Based English Instructional Materials For The Seventh Grade Of Junior High School," *English Language Teaching For EFL Learners* 2, No. 2 (2020): 13.

¹⁶ "Gary Nottis At," N.D.

in better understanding. As a result, students' learning achievement increased.¹⁷

Atmazaki's research constitutes the sixth. This study focuses on creating an inquiry model for learning to edit essay. The research utilized questionnaires given to teachers and students to determine whether the module is feasible to use or not. The result of the questionnaire analysis shows that the module model of *Ayo Belajar Menyunting Karangan* for Class IX Junior High School is valid, practical, and effective. In addition, the module can be used to learn Indonesian, particularly the parts about revising essays that students learn in grade IX.¹⁸

The current study and the six previous studies both focus on two variables: ELT materials and inquiry learning model. The difference is that the previous research focuses on ELT materials in grade VII of junior high school and uses the ADDIE learning model. The current research focuses on ELT materials using the inquiry learning model at the eighth grade students of Islamic boarding school.



¹⁷ Yuni Ananingsih, "Efektivitas Inquiry Based Learning (Ibl) Padapembelajaran Reaksi Oksidasi-Reduksi untuk Peserta Didik Kelas Xsma Kolombo Yogyakarta," 2012.

¹⁸ Atmazaki Atmazaki, "Developing Context-Based Reading Materials," In *International Conference On Language, Literature, And Education (ICLLE 2018)* (Atlantis Press, 2018), 1-8.

F. Product Specification

Product specifications to be developed in this study are:

1. The learning module that was developed in accordance with English subject matter in the eighth grade of MTs Islamic Boarding School Abnaul Amir Gowa Class.
2. The learning module was more attractive with material that is easy to understand and is equipped with that encourages students to learn independently.
3. The learning module developed contained all learning materials from one unit of competency or sub -competencies learned.
4. The learning module that has been developed does not require or rely on the use of other learning resources.
5. The learning module must have a high adaptive capacity for the development of science and technology.
6. The learning module must be friendly to the user. Every instruction and presentation of information that appears is very helpful and friendly for the user, including the convenience that can be used by users to respond and access as desired
7. The learning module equipped with images that match the material developed.
8. The target of the product is the eighth grade students of Islamic boarding school.

CHAPTER II

REVIEW OF RELATED LITERATURE

A. The Theory of Learning and Instruction

1. Learning Theories

Theories of learning serve as the basis for instructional design that serves to achieve desired learning objectives. The three main theories of learning and three emerging ones are connectivism, constructivism, cognitivism, and behaviorism.

a. Behaviorism Theory

Many early 20th-century psychologists, such as Watson, Thorndike, and Skinner, developed behaviorism, which holds that interaction with the environment causes learning. Therefore, a behaviorist would condition students to achieve a desired outcome through observable behavior resulting from a response to a stimulus followed by a reward or punishment tailored to the behavior. Conversely, the behavior will cease over time if the stimulus is removed. This phenomenon is known as extinction.

According to behaviorism theory, the purpose of learning emphasizes the acquisition of knowledge. In contrast, learning as an activity requires students to re-express what they know through reports, quizzes, or tests. Presenting content or subject matter prioritizes the ability to collect the facts in isolation or sequence them from part to whole. Learning is done strictly according to the curriculum sequence, so learning activities are mostly based on textbooks or compulsory books, with an emphasis on the ability to express the contents of textbooks or compulsory books, and evaluation focuses on learning outcomes.

Tests usually use paper and pencil and emphasize passive responses and discrete skills. Evaluation of learning outcomes is considered a distinct component of learning activities and is conducted after learning activities are completed. In other words, students are considered to have completed the task if they give the "correct" answer according to the teacher's wishes. This theory emphasizes the assessment of students' abilities.¹⁹

Principles of Behaviorism Theory

- a) The object of psychology is behavior.
- b) All forms of behavior are returned to reflexes
- c) Emphasizes habit formation
- d) Real and measurable behavior has its own meaning
- e) The mental aspect of consciousness which has no physical form is to be avoided.

b. Cognitivism Theory

Cognitive learning theory emerged in the last century as a protest against previously developed behavioral theories. According to this cognitive model, students organize, store and discover connections between new and old knowledge as they process information and lessons.²⁰ This model shows how data is processed. Ausubel, Bruner and Gagne are three researchers who developed this cognitive theory, each with a different focus. Ausubel emphasized that the management, or organizing, element is critical to

¹⁹ I Nyoman Sudana Degeng And Nyoman Sudana, "Teori Pembelajaran 2: Terapan," *Malang: Program Magister Manajemen Pendidikan Universitas Terbuka* (2006).

²⁰ David Paul Ausubel, *The Acquisition and Retention of Knowledge: A Cognitive View* (Springer Science & Business Media, 2012).

learning. To answer the question of how students acquire information from their environment, Bruner worked on grouping or providing conceptual forms.

1) Characteristics of Cognitive Learning Theory

- a) Learning is a mental process, not a behavioral one.
- b) Students are active as distributors.
- c) Students learn individually with deductive patterns and inductive.
- d) Intrinsic motivation, so no need for stimulus.
- e) Students as actors to guide discovery.
- f) The teacher facilitates the process of insight.

c. Constructivism Theory

In educational philosophy, constructivism can be interpreted as an effort to build a modern cultured life order. Constructivism is the underlying philosophy of contextual learning, which argues that humans acquire knowledge gradually and not suddenly, but gradually.²¹ Knowledge does not consist of sets of data, ideas, or principles that can be remembered. Instead, individuals must learn and make meaning through their personal experiences.

By learning constructivism theory, students are given the ability to find solutions to problems, discover new ideas, and make decisions. Students will be more understand and able to apply their knowledge in various situations because they are directly engaged in the creation of new knowledge. Students will remember ideas longer if they are actively involved. According to constructivists, learning is not a mechanical process of gathering information, but an organic process of discovery. In such a situation, significant learning

²¹ L Vygotsky and M Cole, "Lev Vygotsky: Learning and Social Constructivism," *Learning theories for early years practice* 66 (2018): 58.

occurs through reflection, resolving understanding disputes, and continuously updating incomplete understanding.

This theory states that knowledge formation occurs when humans construct reality. This theory has been influenced by the field of psychology, especially Piaget's cognitive psychology, which focuses on the psychological mechanisms that shape knowledge. Constructivists consider learning as an active process in which students generate new knowledge. This process is characterized by several things as follows:

- 1) Learning means forming meaning. Students make meaning from what they see, hear, feel and experience. The understanding they have influences this meaning-making.
- 2) Construction of meaning is a process that continues throughout life.
- 3) Learning is not an activity of gathering facts but is more oriented towards developing thinking and thinking by forming new understandings. Development results in discovery and reorganization of one's thinking, not learning.
- 4) The actual learning process occurs when one's schemata are in doubt which stimulates further thought. A disequilibrium situation is a good situation for learning.
- 5) Learning experiences with students' physical world and environment affect their learning outcomes.
- 6) What students already know affects their learning outcomes.

The principles of constructivist learning theory are as follows:

- 1) Students construct their own knowledge.

- 2) There is no way for teachers to impart knowledge to students other than through their own activities.
- 3) Students actively construct continuously, so that there are always changes in scientific concepts.
- 4) The teacher is simply helping to provide suggestions and situations so that the construction process runs smoothly.
- 5) Dealing with problems relevant to the students.
- 6) The learning structure focuses on the main idea of the essential question.
- 7) Seek and assess students' opinions.
- 8) Adjusting the curriculum to respond to student perceptions.

d. Connectivism Theory

Connectivism is based on the belief that decisions are based on rapid change; information is constantly being acquired, and the ability to distinguish which information is important and which is not.²²

The principles of connectivism are:

- 1) Learning and knowledge lies in the diversity of opinions.
- 2) Learning is a process of connecting certain sources of information.
- 3) Learning may lie not in human tools.
- 4) The ability to know more is more important than what is known now.
- 5) Nurturing and maintaining connections is necessary to facilitate continuous learning.

²² George Siemens, "Connectivism: Learning as Network-Creation," *ASTD Learning News* 10, no. 1 (2005): 1-28.

- 6) The ability to see relationships between fields, ideas, and concepts is a core skill.
- 7) Current (accurate and up-to-date knowledge) is the intent of all connectivistic learning activities.
- 8) The determinant is the learning process itself. Selection of what is learned and the meaning of the incoming information appears through the existing reality.²³

2. Instructional Theories

Instructional theory is a theory that provides very clear guidelines to help people learn and get better.²⁴ It provides a clear identification of ideal instruction and teaching techniques. Instructional theory helps in showing teachers approaches for evaluation. Instructional strategies are created in such a way that teachers can adopt learning objectives quickly. It provides important insights into why learning teaches and what is likely to happen.

To maximize student learning, teachers concentrate on creating optimal materials and behaviors. Instructional theory first emerged in the United States in the late 1970s. Three main theories, behaviorism, cognitivism, and constructivism, influenced this theory. Conditions of Learning was written by Robert Gagne, one of the first instructional theorists, for Florida State University's Department of Educational Research.

Instructional theories consist of a number of models, methods, and strategies customized to students' learning styles and educational content.

²³ George Siemens, "Connectivism: Learning As Network-Creation," *ASTD Learning News* 10, No. 1 (2005): 1–28.

²⁴ Charles M Reigeluth, *Instructional-Design Theories and Models: A New Paradigm of Instructional Theory, Volume II* (Routledge, 2013).

Teachers then use these theories as instructional guidelines to provide optimal learning to their students. Instructional theory consists of four parts:

- 1) Design-oriented: It provides direct direction to the practitioners. Learning becomes completely goal-focused. Also, it is prescriptive.
- 2) Instruction Method: This method is referred to as the learning facilitation method and relies on conditions such as
 - a) What is to be learned?
 - b) Learner
 - c) Learning Environments and
 - d) Instructional Development Constraints
- 3) Component Method: The component method concentrates on common process components, common practice categories, and standards that common approaches must fulfill.
- 4) Probabilistic: The primary purpose is to improve the possibility of obtaining the desired learning outcome. Instructional methods are probabilistic rather than deterministic.

B. Inquiry Learning Model

1. Definition

Inquiry is a learning process based on search and discovery through a systematic thinking process. Knowledge comes from the process of self-discovery, not from remembering. Learning is essentially a mental process that does not occur mechanically. It is expected that this process allows students to develop as a whole in terms of cognitive, mental, emotional and personal. Therefore, during the lesson planning process, teachers do not plan

the material that students should learn, but allow students to discover for themselves the material they want to learn.

The inquiry method defined as a series of learning activities that involve in a maximum of the student's entire ability to search for and investigate problems systematically, critically, logically, and analytically so that they can formulate themselves their inventions with self-confidence.²⁵ "Inquiry is the process of identifying and exploring a problem, formulating hypotheses, designing experiments, collecting data, and drawing conclusions about the problem". Further it is argued that the essence of inquiry teaching is to organize the environment or student-focused learning atmosphere by providing guidance sufficient in discovering scientific concepts and principles.²⁶

Based on some of these definitions, it can be concluded that inquiry is a process in which students are physically and mentally involved to solve problems given by the teacher, plan experiments, conduct experiments, collect and analyze data, and draw conclusions.

2. Main Characteristics of Inquiry Learning Model

There are several things that characterize the inquiry learning model, those are:

- 1) Inquiry strategy emphasizes the maximum student activity to the maximum for dancing and discovering, meaning that the inquiry strategy puts the student as subject of study

²⁵ Alternatif Desain Pembelajaran Yang Menyenangkan, "Ahmadi, Abu. 2005. Strategi Belajar Mengajar. Bandung: CV Pustaka Setia. Arifin, Zainal. 2011. Penelitian Pendidikan Metode Dan Paradigma Baru. Bandung: Remaja Rosdakarya. Basri, Hasan. 2015. Paradigma Baru Sistem Pembelajaran. Bandung" (N.D.).

²⁶ L Trowbridge, "Bybee," R. W (1986).

- 2) All activities carried out by students are directed to search and find your own answer to something in question. With this inquiry learning strategies put the teacher not as learning resources, but as facilitators and motivators for student learning.
- 3) The purpose of using inquiry learning strategies is to develop the ability to think systematically, logically, and critically.²⁷

3. Steps of Inquiry Learning Model

There are six steps of Inquiry Learning Model, those are:

1. Orientation

At this phase, the teacher takes action to create a good learning atmosphere. In this orientation phase, the following things are done: 1. The teacher explains the topics, objectives, and learning outcomes that are expected. 2. The teacher conveys an overview of the activity learning using learning strategies inquiry. 3. The teacher does motivation/perception namely associate the material to be learned with examples in everyday life.²⁸

2. Formulating Problem

Formulating a problem, according to the Education Development Center, means leading students to a problem that contains a puzzle. This problem challenges students to solve the puzzle while encouraging them to find the right answer. The process of searching for answers in inquiry learning is very important because it provides valuable experience to students as an effort to develop their mental abilities through the thinking process.

²⁷ L Trowbridge, "Bybee," R. W (1986)

²⁸ Wina Sanjaya, "Strategi Pembelajaran Berbasis Standar Proses Pendidikan," Jakarta: Kencana Prenada Media (2006).

3. Formulating hypothesis

A hypothesis is a temporary solution to the problem under study; as a temporary solution, it must be tested. The teacher asks various questions to encourage students to make provisional answers or various hypotheses about possible answers to the problem being studied.

4. Collecting Data

Collecting data is the process of gathering the necessary data to test the proposed hypothesis.²⁹ Data collection is a very important mental process in inquiry learning and is essential for intellectual development. This process requires persistence and the capacity to use one's thinking potential. There are two ways to collect data, namely: 1. The teacher asks questions that can encourage students to think about finding information needed. 2. The teacher gives students the opportunity to have a discussion exchange opinions.

5. Testing Hypothesis

Testing hypotheses also means improving rational thinking skills. It also means determining the answer that is considered appropriate with the data or information obtained from data collection.³⁰ Therefore, teachers should allowed students to improve their rational thinking skills by proving that their answers are not only based on arguments but also supported by reliable data.

²⁹ Rendy Triandy, "Pembelajaran Mengidentifikasi Ide Pokok Dalam Artikel Dengan Metode Inquiry Pada Siswa Kelas X Sma Pasundan 2 Bandung: Metode Inquiry: Ide Pokok: Teks Artikel," *Literasi: Jurnal Ilmiah Pendidikan Bahasa, Sastra Indonesia Dan Daerah* 7, No. 2 (2017): 143–152.

³⁰ Sanjaya, "Strategi Pembelajaran Berbasis Standar Proses Pendidikan."

6. Formulating Conclusion

The process of explaining the results obtained based on the results of hypothesis testing is known as the formulation of conclusions. Teachers should be able to show students what is important to make accurate conclusion. When the lesson concludes, teachers should talk to students about what they know about the results of hypothesis testing.

C. ELT Material

1. Definition

"Materials" are anything that can help people learn a language, such as linguistic, visual, auditory, or kinesthetic materials, and may also be printed.³¹ Any tool or piece of equipment that can help the instructor with the practical assessment or the classroom instruction of theory is referred to as teaching material.³² Based on the Collins Dictionary, The practice and theory of teaching English to people whose first language is not English is known as English language teaching.

2. Characteristics

The characteristics of teaching materials,³³ including:

- a. Give directions/study instructions for teachers and students student.
- b. Clearly stated the competencies you want developed.
- c. There is supporting information.

³¹ Brian Tomlinson, "Materials Development For Language Learning And Teaching," *Language Teaching* 45, No. 2 (2012): 143-179.

³² Ann L Brown, "Design Experiments: Theoretical And Methodological Challenges In Creating Complex Interventions In Classroom Settings," *The Journal Of The Learning Sciences* 2, No. 2 (1992): 141-178.

³³ Prastowo, "Pengembangan Bahan Ajar Tematik" (2013).

- d. There are practice questions
- e. Availability of student worksheets (LKS).
- f. Clear evaluation tools.

3. Types of Teaching Materials

The types of teaching materials are very diverse, some are printed as well as non-printed. Print teaching materials include:

a. Handouts

The handout contains important points from the subject matter. Created to assist students in understanding the material concise and precise learning. Teacher can make handouts based on reference sources from books or the internet. Use of inner handouts study is very popular. Besides the price affordable, the manufacture is quite easy. Besides the price affordable, the manufacture is quite easy. There are several handouts Functions in learning activities³⁴ include:

- 1) Help students not to take notes.
- 2) A means of accompanying the teacher's explanation.
- 3) Student reference material.
- 4) Motivate students to be more active in learning.
- 5) Reminder of the main points of the material taught by the teacher.
- 6) Give positive feedback.
- 7) Learning evaluation

³⁴ Karl Steffens, "Competences, Learning Theories And MOOC S: Recent Developments In Lifelong Learning," *European Journal Of Education* 50, No. 1 (2015): 41-59.

b. Module

Modules are teaching materials that are arranged by the teacher in a particular form, made to be read or studied by students independently. In general, the module contains learning instructions, competencies that will be achieved, the content of the material, supporting information, questions for training, work instructions, evaluation, and feedback on evaluation.

c. Book

A book is a collection of papers containing knowledge of the results of one's analysis in written form. The book is arranged in the best possible way in easy-to-understand language, with pictures, description, etc. Books can help teachers and students in studying science according to the planned lessons. Books are divided into several types³⁵, namely:

- 1) Source books, namely books that can be used as sources of references, references and sources for scientific studies with a complete arrangement.
- 2) Reading books, namely books that are used for reading materials only, for example novels, stories, etc.
- 3) Handbooks, namely books that are commonly used by teachers or teachers in carrying out the learning process. Textbooks, namely books used in the learning process. It contains learning material to be taught.

d. Student Worksheets (LKS)

LKS is teaching material that is arranged in such a way that students can study the teaching material independently. LKS consists of learning

³⁵ S Prihatiningtyas, T Prastowo, and B Jatmiko, "Implementasi Simulasi Phet Dan KIT Sederhana Untuk Mengajarkan Keterampilan Psikomotor Siswa Pada Pokok Bahasan Alat Optik," *Jurnal Pendidikan IPA Indonesia* 2, No. 1 (2013).

materials, summaries, and assignments related to the material. Students receive structured instruction that helps them understand the material, and they are also given tasks that are relevant to the material.

While non-printed teaching materials include:

a) Audio

Audio teaching materials are the teaching materials used for the delivery of messages or information through sound and sound so that it can be accepted by students. The use of audio can be utilized in learning individually, in groups or masse. The types of audio are:

- 1) Audio tape (roll or cassette).
- 2) Audio disc.
- 3) Radio (broadcast recording).

b) Audio visual

Audio-visual teaching materials are teaching materials that used to deliver messages or information through sound / sound and images so that communication become more varied. The types of audio-visual namely sound and video movies/VCD/DVD.

c) Interactive multimedia

Interactive Multimedia is a very teaching material complex with the amalgamation of several materials teaching materials such as text, graphics, animation, audio and video images so that it becomes a collection that interesting.

The types of interactive multimedia are:

- 1) Online interactive multimedia. For example: website, g-mail, blogs, and so on.
- 2) Offline interactive multimedia. For example: interactive CD, software-based learning media (adobe flash), and so forth.³⁶

D. Development Models

Research and Development is a research method used to develop and test educational products. The following are some of the models used in research and development.³⁷

1. Borg and Gall development model

This development model uses a waterfall flow at its development stage.³⁸ The Borg and Gall development model has relatively long stages because there are 10 implementation steps: (1) research and data collection, (2) planning, (3) develop preliminary form of product, (4) preliminary field testing, (5) main product revision, (6) main field testing, (7) operational product revision, (8) operational field testing, (9) final product revision, and (10) dissemination and implementation.

The stages carried out in the development of this research are detailed as follows.

- 1) Research and data collecting (research and data collection through surveys), included in this step include literature studies related to the

³⁶ D. Fadly Pratama Jajang Bayu Kelana, *Bahan Ajar Ipa Berbasis Literasi Sains, LEKKAS Jl. Udawa No. 18 A Bandung 40172*, Vol. 0, 2019.

³⁷ L. N. Amali, N. T. Kadir, And M. Latief, "Development Of E-Learning Content With H5P And Ispring Features," *Journal Of Physics: Conference Series* 1387, No. 1 (2019).

³⁸ Meredith Damien Gall, Walter R Borg, And Joyce P Gall, *Educational Research: An Introduction* (Longman Publishing, 1996).

problems studied, and preparation for formulating a research framework.

- 2) Planning. Planning is done to determine the skills and expertise related to the problem, define the objectives to be achieved at each step, and, if required, conduct a limited feasibility study.
- 3) Developing the initial form of the product, also referred to as developing the initial form of the product, Preparation of supporting components, creation of guidelines and manuals, and evaluation of the feasibility of supporting tools are all part of this process.
- 4) Preliminary field testing, which is conducting an initial field trial with between six and twelve people. At this stage, data collection and analysis can be done through observation, questionnaires, or interviews.
- 5) Main product revision, this means improving the initial product based on the results of the first trial; this improvement is likely to be done more than once, according to the results of the limited trial, to produce a draft main product (model) that is ready for further trials.
- 6) Main field testing (field trials), main trials involving all students.
- 7) Operational product revision, namely improving the results of the pilot test so that the developed product becomes an operational model design that is ready to be validated.
- 8) Operational field testing, namely the validation test step for the operational model that has been produced.

- 9) Final product revision, namely making final improvements to the model developed to produce the final product.
- 10) Dissemination and implementation, namely steps to disseminate products/models developed and implementing them in the field.

2. ADDIE Development Model

This model consists of five stages of development. The model involves the stages of model development with five steps/phases of development covering: *Analysis, Design, Development or Production, Implementation or Delivery and Evaluations*.³⁹

ADDIE Development Research Model Phase:

1) *Analysis*

The first stage in the ADDIE development research model is to assess the feasibility and requirements of new product development. This analysis includes models, methods, media and teaching materials. Problems with existing or used products can be a reason to start new product development. Problems can arise and occur because existing or available products are no longer suitable for the target needs, learning environment, technology, student characteristics, and other factors.

2) *Design*

In the ADDIE development research model, design activities are a systematic process that begins with planning ideas for the product and its content. Each product content has a design, and the procedures for implementing the design or making the product are clearly written and

³⁹ Walter Dick, Lou Carey, And James O Carey, "The Systematic Design Of Instruction" (2005).

detailed. At this point, the product design is still conceptual and will be the basis for the next development process.

3) Development

The ADDIE development research model includes efforts to realize the product concept that has been made before. The conceptual framework for implementing the new product has been created in the first stage. Next, this conceptual framework is transformed into a ready-to-use product. At this stage it is also necessary to create tools to measure product performance.

4) Implementation

The benefit of applying the product in the ADDIE development research model is to get feedback on the product created or developed. Questions relating to the product development objectives can be used to obtain initial feedback, or initial evaluation. Implementation refers to the design of the product that has been created.

5) Evaluation

In the ADDIE model development research, the evaluation stage is conducted. The final goal of this stage is to find out how well the development objectives are achieved by providing feedback to product users so that changes can be made according to the evaluation results or unmet product needs.

3. 4D Development Model

One of the research and development methods known as the 4D Model is a learning tool developed in 1974 by S. Thiagarajan, Dorothy S. Semmel, and Melvyn I. Semmel. As the name suggests, the 4D model consists of four main stages: Definition (defining), Design (designing), Development (developing), and Distribution.

1. Define phase as known as analysis phase.

In developing a product, the developer must find the development needs, assess them, and get information about how big they are. The defining or needs analysis phase can be done by analyzing the literature and previous research. There are five tasks that can be performed in this phase, which include:

- a. Front-end Analysis

To support the development needs, an initial analysis was conducted to find the main problems faced during the learning process. By conducting the initial analysis, researchers and developers gain an understanding of the facts and solution options. This can help in the decision-making process about the learning model to be created.

- b. Learner Analysis

Learner analysis is the process of identifying the characteristics of students who are the target of learning device development. Characteristics include academic ability, cognitive development, motivation, and individual skills related to learning topics, media, format, and language.

- c. Task Analysis

The purpose of task analysis is to find the skills learned by the researcher and then divide them into additional skills that may be required. In this example, the educator analyzes the key tasks that students must perform in order for them to achieve the minimum competencies specified.

- d. Concept Analysis

Concept analysis involves the identification of important ideas being taught, organizing them in a form of hierarchy, and dividing individual ideas

into important and unimportant parts. Concept analysis also helps plan the appropriate actions to be taken.

e. Specifying Instructional Objectives

The formulation of learning objectives is helpful to obtain information about the results of the analysis of concepts and tasks to find the behavior of the object of research. To design tests and create usable learning tools, this summary will be the basis.

2. Design phase.

There are 4 steps that must be passed at this phase, namely constructing criterion-referenced tests, media selection, format selection, and initial design.

a. Constructing Criterion-Referenced Test

Standardized test development links the defining and designing stages. Based on the results of the learning objective specification analysis and student analysis, the standardized test was developed. The tests are tailored to the cognitive abilities of the students. Test results are assessed using an evaluation guide, which includes question answer keys and scoring guides.

b. Media Selection

In general, Media selection is carried out to find learning media that are appropriate or relevant to the material. This decision is based on the results of the analysis of concepts, tasks, and students' characteristics as users, as well as deployment plans with various types of media. This decision should also be based on the best way to maximize the use of teaching materials in the process of developing teaching materials.

c. Format Selection

In the process of developing learning tools, format selection aims to determine the design of learning media, strategies, approaches, methods, and learning resources.

d. Initial Design

Before the trial is conducted, the initial design is a complete draft of the learning tools. This concept includes the development of various organized learning activities as well as training in various learning techniques through micro teaching practice.

3. Development Phase.

Development products are created during the development stage. Expert appraisal followed by revision and development trial.

a. Expert Appraisal

Expert appraisal is a method for getting recommendations for material improvement. It uses experts to assess and get recommendations for improving the learning tools that have been created. According to expert advice, the learning tools should be more precise, effective, tested, and high-tech.

b. Developmental Testing

Trials and revisions were carried out to ensure that the learning tools were successful and consistent. Responses, reactions, and comments from students and observers are collected through development testing.

4. Disseminate Phase

The dissemination stage is the final level of the 4D model learning tools development. The final stages of packaging, diffusion, and adoption are the

most important, but often neglected, stages. This stage promotes the product that has been developed to be accepted by users, whether they are individuals, groups, or systems. To produce the right shape, the wrapping material must be selectively chosen.

The disseminate stage consists of three major stages: validation testing, packaging, and diffusion and adoption.⁴⁰

From the three Research and Development models above, the researcher used the 4D development model because That model does not take a long time to complete, and the stages are not overly complicated.

E. It's English Time Unit

In this research, the researcher focused on developing ELT material especially in unit 1 (It's English Time!) which discussed about oral and written communication. In this unit, student focused on four topic that will be learned. The first is how to get attention from other, the second is checking for understanding, the third is showing appreciation, and the last is about asking and giving opinion about something.

F. Development Framework

There are various scientific methods to learning models. Inquiry learning, problem-based learning, and project-based learning are three well-known methods. The process of discovery is emphasized in inquiry learning. Therefore, the researcher will use other teaching methods to create existing materials. In this instance, the researcher picked the inquiry learning model because it encourages students to think creatively. The researcher also choose

⁴⁰ Sivasailam Thiagarajan, "Instructional Development For Training Teachers Of Exceptional Children: A Sourcebook." (1974).

this model so that the guidance materials used by students and teachers are not boring. Therefore, researchers will try to suggest new methods of creating English content for students in grade eight in Islamic boarding school. They will use the inquiry learning method and the 4D model to achieve the learning objectives.

For this study, researchers used the 4D model, which is a research and development model. The learning device uses the 4D Model, which was developed by S. Thiagarajan, Dorothy S. Semmel, and Melvyn I. Semmel in 1974. The advantage of choosing this 4 D development model is that when determining specific learning objectives, material analysis and task analysis will be needed. It will be easier to translate general learning objectives to specific learning objectives. One of the reasons why this 4D model was chosen is that each stage of the development procedure is described in detail. It covers all the things that a researcher will do when developing a product, whether it is teaching materials, books or other teaching materials. The 4D model consists of defining, designing, developing, and disseminating stages.

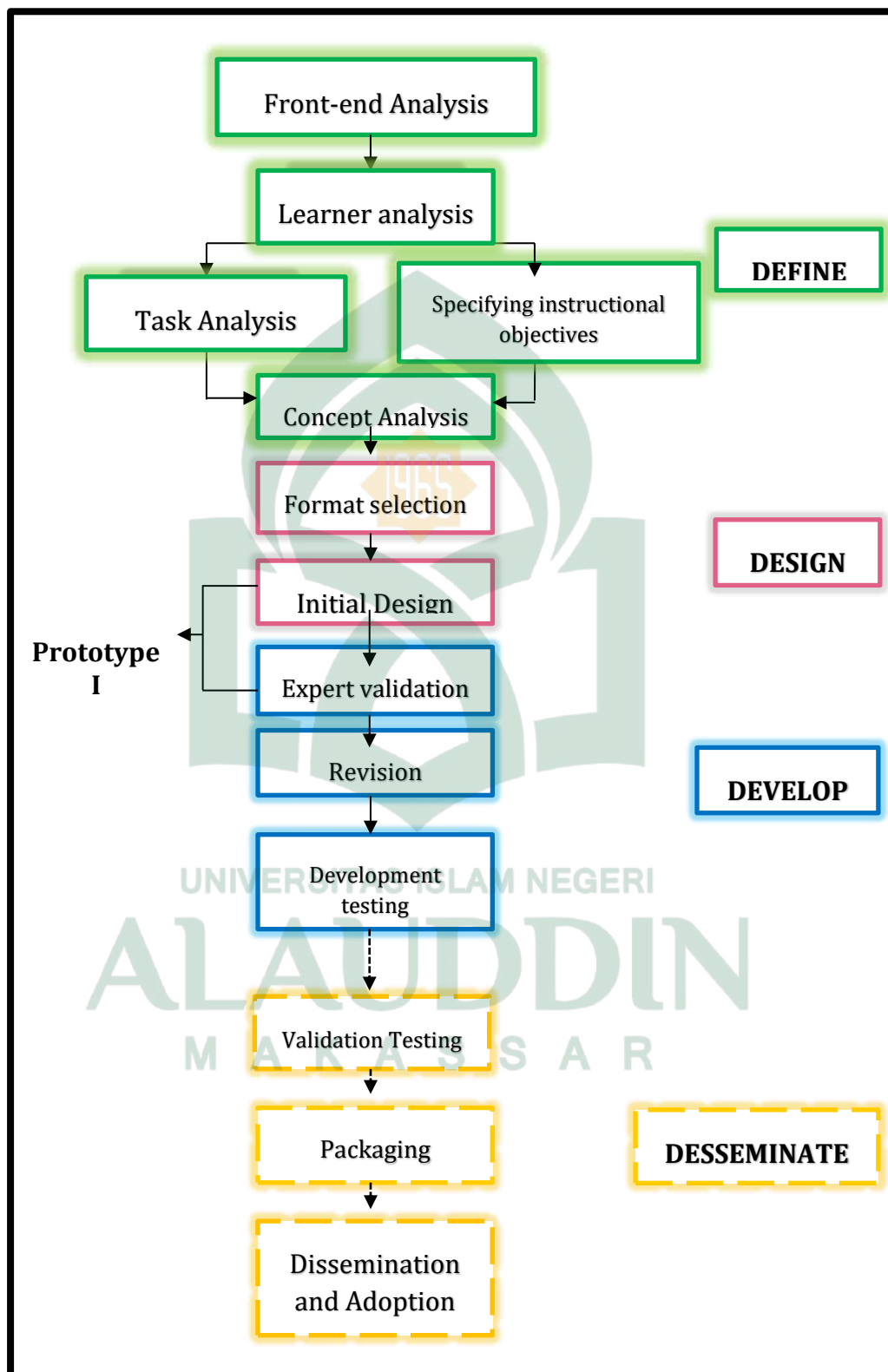


Figure 2. 1 The Development Framework of 4D Model

CHAPTER III

METHODOLOGY

A. Research Type and Location

1. Research Type

The researchers used the research and development (R&D) method. R&D is a research design that includes classroom issues, theoretical studies of educational product development, educational product manufacture, product validation to experts, and field trials.⁴¹ Furthermore, R&D is the process of developing and validating educational products. This process consists of a number of steps known as the "R&D cycle" and includes researching research findings related to the product to be developed, developing a product based on those findings, conducting field tests in the environment where the product will eventually be developed.⁴²

2. Research Location

This research was conducted at MTs Islamic Boarding School Abnaul Amir Gowa which is located on Jl. Moncobalang, Bontosunggu, Kec. Bontonmpo Seatan, Gowa Regency, South Sulawesi 92153. MTs Islamic Boarding School Abnanul Amir Gowa is a secondary school with A accreditation that has good quality learning and is ready to compete in the modern industrial world. Study time at MTs Islamic Boarding School Abnaul Amir Gowa is in the morning.

The researcher was interested in doing a research in this school because even though it has met the requirements and has accredited A, the school has

⁴¹ Khawaja Fawad Latif, "An Integrated Model Of Training Effectiveness And Satisfaction With Employee Development Interventions," *Industrial And Commercial Training* 44, No. 4 (2012): 211-222.

⁴² Gall, Borg, And Gall, *Educational Research: An Introduction*.

not used the smart school system (students are more active and creative) in the learning process and the researcher is curious about how students learn and what media that they use.

B. Research Approaches

The research approach is a design of how a research carried out. The design is used to get closer to the answers to the formulated research questions. In this study, two approaches were used together, alternately and mutually helping, namely the qualitative approach and the quantitative approach. This is in line with Bryman's opinion which states that the method of combining quantitative and qualitative research can be carried out with a view to 1) triangulation logic, findings from one type of study can be checked against the findings obtained from other types of studies, 2) qualitative research helps quantitative research, 3) quantitative research helps qualitative research, 4) qualitative and quantitative research is combined to provide an overview.⁴³

A qualitative approach is a research method that collects data on behavior and speech, writing, or descriptions of the subjects themselves, carried out in natural settings, data collected is generally qualitative in nature, based on phenomenological philosophy that uses appreciation and tries to understand and interpret in certain situations according to the researcher's perspective. In this research, namely in the preliminary study and preparation of model development stages, using a qualitative approach.⁴⁴

⁴³ Damayanti S Vismaia And A R Syamsudin, "Metode Penelitian Pendidikan Bahasa," Bandung: PT Rosdakarya (2007).

⁴⁴ Lexi Moleong, "Metode Peneltian," Jakarta: Rineka Cipta (2010).

Quantitative research uses logical and deductive reasoning, is knowledge-based, tests theories, and conducts statistical and objective analysis. In this study a quantitative approach was used at the trial stage.⁴⁵

C. Design of Research and Development

The research and development design in this research began in define phase. The researcher did preliminary research by interviewing the English teacher during this phase. The researcher distributed questionnaires following the interview and also examined every fundamental skill on the K-13 curriculum as well as the best ways to deliver the information in the book. At this stage, the researcher analyzed the students' needs through a questionnaires and analyzes the basic competencies of the 2013 curriculum. After analyzing the data, the researcher created learning outcomes and indicators based on the results of the needs analysis and basic competencies in the 2013 curriculum.

The second phase was design. After generating some inventory needs (topics) in define phase, In accordance with the model to be used, the researcher began to organize the selected materials. The researcher presented the material that had been screened in the previous stage and began to design the material by collecting data from the results of the previous stage of analysis. After conducting the analysis, the researcher began designing a blueprint that would complement the current syllabus in the 2013 curriculum.

⁴⁵ Sudarwan Danim, "Menjadi Peneliti Kualitatif: Rancangan Metodologi," *Presentasi Dan Publikasi Hasil Penelitian Untuk Mahasiswa Dan Peneliti Pemula Bidang Ilmu-Ilmu Sosial, Pendidikan Dan Humaniora*, Penerbit Pustaka Setia, Bandung (2002).

The third phase was development, after gathering all of the required materials, the researcher created the blueprint. The six-step inquiry learning model served as the foundation for the material's structure: orientation; formulate problems; formulate hypotheses; collect information; Hypothesis test; and formulate conclusions.

The fourth was disseminate phase. In this final phase, the learning tool used in schools to obtain data about its potential or impact in improving students' learning process skills. This phase will not be carried out by the researcher due to limited research time.

D. Research Subjects

The research took place at Islamic Boarding School Abnaul Amir Gowa. This involved a number of participants selected through random sampling. Therefore, this study used several data sources by involving students and teachers of Islamic boarding school Abnaul Amir Gowa and experts. For more details, the research subjects were described as follows:

1. Students (Target Group): 20 students are the subjects or people addressed to this development.
2. Teachers (Audience Group): 2 teachers.
3. Validators: 2 experts were involved in this research due to make sure the appropriateness of the materials. The validators are selected directly by the department based on their fields and adjusted to what will be validated.

E. Research Instruments

The following are tools used to obtain data as a result of this research:

1. Documents Checklist

Document is one of the instruments in conducting research. Documents are used to assist researcher in completing data in research. Researcher analyzes documents such as teaching materials and syllabus. The purpose of the analysis is to find out the information needed in developing teaching materials. The 2013 curriculum updated edition syllabus, blueprint of material, and basic competence analysis are among the documents included in the government's 2017 publication.

2. Questionnaire

A questionnaire is the main instrument used to gather data, gathering respondents' thoughts through survey techniques. Giving respondents a series of written questions or statements to respond to accomplishes it.

There are two types of questionnaire questions: open-ended and closed-ended. Open-ended questions are questions that expect a short answer or a preferred answer to each question. Closed questions, on the other hand, are questions that expect short answers. Closed questions are questionnaire questions that expect answers in the form of nominal, ordinal, interval, or ratio data.⁴⁶

In this study, the researcher used closed questionnaires in three ways, namely: obtaining information from needs analysis, considering the validity of the material to be developed and assessing the acceptability of the material to be developed. The questionnaire is adapted from Brown's and was given to

⁴⁶ Dr Sugiyono Prof., "Prof. Dr. Sugiyono, Metode Penelitian Kuantitatif Kualitatif Dan R&D. Intro (Pdfdrive).Pdf," *Bandung Alf*, 2011.

the students. This questionnaire helped the researcher to find out the data about the linguistic needs and the learning needs from the students to be analyzed.

3. Validation Checklist

Validation Checklist is a form of instrument in which the respondents just need to put a check mark in the column provided on the sheet instrument. The tool used by experts to assess the results of products developed or created by researchers is a validation checklist.

Validation checklist adapted from Ghobrani and Widyatmoko cited by Sukirman and filled out by the validators.

F. Data Processing and Analysis Technique

Both qualitative and quantitative methods were employed in research and development data analysis procedures.⁴⁷ The following were data collection techniques in development research, including:

1. Qualitative Analysis Techniques

The technique was a combination of Miles and Huberman's steps. They propose that there are three steps involved in qualitative data analysis. Data condensation came first. Data display came in second. Draw the conclusion came in third.⁴⁸

Since the data reduction, display, and conclusion/verification processes are not constrained by a strict chronological timeline, they can be implemented in a very flexible manner. Because the processes are connected

⁴⁷ I Gusti Ngurah Agung Wiratemaja, I Made Tegeh, And Ketut Pudjawan, "Pengembangan Multimedia Pembelajaran Mata Pelajaran Bahasa Inggris Kelas X Semester Genap Di Smkn 2 Sukawati," *Jurnal Edutech Undiksha* 2, No. 1 (2014).

⁴⁸ Matthew B Miles, A Michael Huberman, and Johnny Saldana, *Qualitative Data Analysis* (SAGE, 2014).

both during and after data collection, Miles and Huberman's model is referred to as the Interactive Model. The following can be simply described based on the explanations developed by Miles and Huberman:

a. Data Condensation

In this step, the researcher collected the data from the interviews that had been conducted so that the data obtained could really be focused according to the level of need in the research.

b. Data Display

The data that had been obtained was presented in the form of a detailed and brief descriptive description. The description was in the form of an overview related to the results of data acquisition as a whole.

c. Verification and Conclusion Drawing

At this stage, after passing through the previous two stages, the researcher drew conclusions. These conclusions were first verified by the researcher herself before being validated by experts.⁴⁹

2. Quantitative Data Analysis Techniques

First, researchers used a needs analysis questionnaire and validation checklist to obtain information from students and experts. The question types were used to assess all target needs, including language and learning needs. Since the research subjects were students who were in the eighth grade in a boarding school, the researcher used yes/no questions to find out the students' needs.

⁴⁹ Agus Salim, "Teori Dan Paradigma Penelitian Sosial: Buku Sumber Untuk Penelitian Kualitatif Edisi Kedua," *Yogyakarta: Tiara Wacana* (2006).

Second, the method of quantitative data analysis that was employed to determine the questionnaire's outcome is shown below:

$$\Sigma = (\text{VIII-A}) + (\text{VIII-B}) + (\text{VIII-C}) + (\text{VIII-D})$$

Where: Σ = total number of students

f_x = number of students in each class

The data from the questionnaire was analyzed by the researcher using the formula below:

Formula for yes answer

$$\Sigma \text{ yes} = \text{yes (VIII-A)} + \text{yes (VIII-B)} + \text{yes (VIII-C)} + \text{yes (VIII-D)}$$

Formula for no answer

$$\Sigma \text{ no} = \text{no (VIII-A)} + \text{no (VIII-B)} + \text{no (VIII-C)} + \text{no (VIII-D)}$$

Following the collection of yes/no data, the researcher compared the data from the two responses; the data that was more than the other was considered the ultimate outcome.

After that, an inventory of the target group's language-learning needs was created by analyzing the entire data set. Setting learning objectives and goals as well as creating instructional materials are based on this information.

The data analysis method utilized to determine the product's developed validity level is shown below:

$$\bar{x} = \frac{y_1 + y_2}{n}$$

Where: \bar{x} = the average of rating scale

y = the expert

n = total number of expert

The product developed validity level scale is shown below:

Table 3. 1 Level of validity

NO	Criteria of Validity	Descriptive rating
1	Not Valid	1.00-1.50
2	Less Valid	1.51-2.50
3	Valid	2.51-3.50
4	Very Valid	3.51-4.00

The table above showed the criteria of validity rate of the product developed. There were five criteria of the validity rate based on the table from not valid until very valid and with the descriptive rating from 1.00 until 4.00.

CHAPTER IV

FINDINGS AND DISCUSSIONS

This chapter presented the result of the findings. It was intended to answer the problems of the study. The data collected during the research is presented and analyzed systematically and theoretically at all stages. The analyzed data are widely used in all processes of developing ELT materials for students in the eighth grade at the Islamic Boarding School Abnaul Amir Gowa.

Research findings and discussions were presented systematically based on the stages of the 4D model. In other words, this section described the needs analysis results, the systematic process of designing and compiling the syllabus, the process of developing materials, and the results of validating the developed textbooks.

A. Research Finding

The researcher conducted research and collected data from all research tools, including tests and questionnaires. The researcher has analyzed the data systematically and accurately to achieve the research objectives. The results are discussed in this chapter in three sections. They would be explained as follows:

The first part showed the description of gathering and analyzing information through an analysis of previous research to improve students' motivation in eighth grade at Islamic Boarding School Abnaul Amir Gowa.

The second part showed the description of the design of learning tools to improve students' motivation in eighth grade at Islamic Boarding School Abnaul Amir Gowa.

The third part showed the process to produce a development product to improve students' motivation in eighth grade at Islamic Boarding School Abnaul Amir Gowa.

1. The Result of Define Phase

a. Preparation in Getting the Needs Analysis

At this point, the researcher determined what kind of data is needed, who will be investigated, and what kind of instruments to utilize. In the needs analysis stage, the data required included an understanding of students' learning styles, their experiences with learning English in grade VIII, and students' preferred learning media. There were two parts involved: twenty students from Islamic boarding school Abnaul Amir Gowa who were in the eighth grade of the 2022-2023 school year studying the materials and employees in the teaching department. A questionnaire with several questions about the previously mentioned material was utilized as the instrument to conduct this step. The questionnaire is also used as a benchmark to ensure that the learning materials that have been designed are correct.

b. Linguistic Needs

Analysis of students' learning abilities and learning priorities was used to identify linguistic needs. The components of the English materials for each basic competency were identified using the analysis's results, and the best learning resources were chosen to build a syllabus of English materials for each basic competency.

1) Learning Ability

Table 4. 1 The result of the 1st Question

Question	Can you introduce yourself by using English?					
Class	VIII-A	VIII-B	VIII-C	VIII-D	Total	Percentage (%)
YES	1	5	2	2	10	50%
NO	4	0	3	3	10	50%

Table 4.1 indicated that half of the eighth-grade students at the Islamic Boarding School were able to introduce themselves in English, while the other half were unable to do so. This indicates that there is a balance between the 20 students who were chosen to participate in the study and the students who are able or unable to introduce themselves in English. As a result, the information is still given to improve the students' abilities.

Table 4. 2 The result of the 2nd Question

Question	Can you write your daily activity by using English?					
Class	VIII-A	VIII-B	VIII-C	VIII-D	Total	Percentage (%)
YES	1	1	0	3	5	25%
NO	4	4	5	2	15	75%

Table 4.2 presented that 25% of the students answered YES and 75% answered NO to the question. From the statistic, it is clear that some students have difficulty in writing in English for daily activities. As a result, daily activities become the basis of the learning materials.

Table 4. 3 The result of the 3rd Question

Question	Can you read an English short story fluently?					
Class	VIII-A	VIII-B	VIII-C	VIII-D	Total	Percentage (%)
YES	0	2	0	2	4	20%
NO	5	3	5	3	16	80%

Table 4. 3 indicated that 20% of the students answered YES and 80% answered NO to the question. Very few students can read short stories in English fluently. Therefore, the learning materials that have been prepared aim to improve students' reading ability.

2) Learning Priority

Table 4. 4 The result of the 4th Question

Question	Do you like learning English subject?					
Class	VIII-A	VIII-B	VIII-C	VIII-D	Total	Percentage (%)
YES	5	5	3	4	17	85%
NO	0	0	2	1	3	15%

Table 4.4 indicated that while 15% of students dislike studying English, the majority of students 85% like it. According to this, most students enjoy their English classes. As a result, the learning materials have been put together with a variety of engaging images and exercises that are meant to make students love studying English.

Table 4. 5 The result of the 5th Question

Question	In learning English subject, are you interested in reading the material?					
Class	VIII-A	VIII-B	VIII-C	VIII-D	Total	Percentage (%)
YES	5	3	2	2	12	60%
NO	0	2	3	3	8	40%

Table 4.5 indicated that 40% of students gave a no response to the questions, whereas 60% of students gave a yes response. This indicates that certain students are motivated to read material. Therefore, the learning materials developed allow students to take part in various activities that encourage them to read.

Table 4. 6 The result of the 6th Question

Question	In learning English subject, are you interested in listening to teacher in understanding the material?					
Class	VIII-A	VIII-B	VIII-C	VIII-D	Total	Percentage (%)
YES	5	5	3	4	17	85%
NO	0	0	2	1	3	15%

Table 4.6 indicated that 15% of students responded no to the question, and 85% of students gave a YES response. This demonstrates that almost every student is engaged in listening to the teacher while they study the subject. Nonetheless, with the assistance and direction of the teacher, the activities created for the content emphasize students taking an active role in their education.

Table 4. 7 The result of the 7th Question

Question	In learning English subject, are you interested in doing the tasks?					
Class	VIII-A	VIII-B	VIII-C	VIII-D	Total	Percentage (%)
YES	4	5	2	3	14	70%
NO	1	0	3	2	6	30%

Table 4.7 indicated 70% of the students response YES and 30% chose NO. This demonstrates that almost every student is motivated to complete the tasks. A variety of practice questions and assignments have been included in the developed instructional materials.

Table 4. 8 The result of the 8th Question

Question	Do you like material example with dialog?					
Class	VIII-A	VIII-B	VIII-C	VIII-D	Total	Percentage (%)
YES	5	5	3	3	16	80%
NO	0	0	2	2	4	20%

Table 4.8 revealed that 20% of students selected NO and 80% of students selected YES. This demonstrates that practically all students enjoy dialogue instances. Therefore, sample dialogs should be compiled into learning materials that are appropriate to the topic and activities being conducted.

Table 4. 9 The result of the 9th Question

Question	Do you like material example with text/description?					
Class	VIII-A	VIII-B	VIII-C	VIII-D	Total	Percentage (%)
YES	2	4	0	3	9	45%
NO	3	1	5	2	11	55%

Table 4.9 revealed that 55% of students selected NO and 45% selected YES. This demonstrates that almost every eighth-grader at the Islamic boarding school enjoys reading texts or descriptions as samples of content. As a result, learning resources that are relevant to the subject and learning activities should be used to provide examples of text or descriptions.

Table 4. 10 The result of the 10th Question

Question	Do you like material presentation with colorful picture?					
Class	VIII-A	VIII-B	VIII-C	VIII-D	Total	Percentage (%)
YES	4	5	2	2	14	65%
NO	1	0	3	3	7	35%

Table 4.10 revealed that 35% of students selected NO while 65% of students selected YES. This indicates that the majority of students enjoy reading materials that have colorful images. Thus, the learning materials are arranged using various colorful picture illustrations to attract students' attention and make them interested in learning.

c. Learning Needs

1) Learning Problems

Table 4. 11 The result of the 11th Question

Question	I don't understand the teacher's explanation. Is it your problem in understanding the material content?					
Class	VIII-A	VIII-B	VIII-C	VIII-D	Total	Percentage (%)
YES	3	3	3	4	13	65%
NO	2	2	2	1	7	35%

Table 4. 11 indicated 65% of students did not understand the teacher's explanation, whereas 35% did. So they are unable to comprehend the material. As a result, the topic is largely presented through questions that are answered briefly by the teacher.

Table 4. 12 The result of the 12th Question

Question	I don't understand the explanation in the book. Is it your problem in understanding the material content?					
Class	VIII-A	VIII-B	VIII-C	VIII-D	Total	Percentage (%)
YES	5	3	4	3	15	75%
NO	0	2	1	2	5	25%

Table 4.12 75% of students did not understand the meaning of the content in the book, whereas 25% did. It indicates that some vocabulary in the course has been translated into the students' native tongue. As a result, the subject will be simpler for the kids to understand.

Table 4. 13 The result of the 13th Question

Question	I don't understand the meaning of the teacher's explanation. Is it your problem in understanding the material example?					
Class	VIII-A	VIII-B	VIII-C	VIII-D	Total	Percentage (%)
YES	4	3	2	1	10	50%
NO	1	2	3	4	10	50%

According to this table, 50% of students did not understand the meaning of the teacher's explanation, while 50% did. As a result, there is a session for asking students and teacher questions.

Table 4. 14 The result of the 14th Question

Question	I don't understand the meaning of the text in the book. Is it your problem in understanding the material example?					
Class	VIII-A	VIII-B	VIII-C	VIII-D	Total	Percentage (%)
YES	4	3	3	3	13	65%
NO	1	2	2	2	7	35%

According to this table, 65% of students did not understand the meaning of the content in the book, while 35% did. It signifies that the content exhibited dialog as one of the easily understandable materials.

Students will struggle with each basic ability if they are unable to comprehend the teacher's explanation and the textbook's intention. Because of this problem, researchers should display materials with clear instructions for teachers and students. Teachers should give as clear an explanation as possible related to the content of the textbook for each part of the material.

2) Learning Attitude

- Learning Preference

Table 4. 15 The result of the 15th Question

Question	Do you prefer using a picture as the media in learning process?					
Class	VIII-A	VIII-B	VIII-C	VIII-D	Total	Percentage (%)
YES	5	5	5	3	18	90%
NO	0	0	0	2	2	10%

This table illustrated that 90% of students choose to use pictures as learning tools, while 10% do not. As a result, the material is conveyed effectively to meet the needs of the students.

Table 4. 16 The result of the 16th Question

Question	Do you prefer asking for teacher in learning process if you are in difficulties?					
Class	VIII-A	VIII-B	VIII-C	VIII-D	Total	Percentage (%)
YES	3	4	3	3	13	65%
NO	2	1	2	2	7	35%

In this table, 65% of students prefer asking for help from a teacher during the learning process, whereas 35% did not. This means that students can seek guidance from the teacher at all times during the learning process for this content.

Table 4. 17 The result of the 17th Question

Question	Do you prefer asking for friend in learning process if you are in difficulties?					
Class	VIII-A	VIII-B	VIII-C	VIII-D	Total	Percentage (%)
YES	5	2	4	1	12	60%
NO	0	3	1	4	8	40%

In this table, 67% of students prefer asking their classmates for help during learning, while 33% did not. As a result, during the course of learning this content, students may request help from other students.

Table 4. 18 The result of the 18th Question

Question	Do you prefer reading material repeatedly in learning process if you are in difficulties?					
Class	VIII-A	VIII-B	VIII-C	VIII-D	Total	Percentage (%)
YES	4	5	3	3	15	75%
NO	1	0	2	2	5	25%

In this table, 75% of students like reading content repeatedly during the learning process, whereas 25% did not. It means that when the content is presented, students are required to read it several times in order to improve their understanding.

- **Learning Style**

Table 4. 19 The result of the 19th Question

Question	Do you prefer listening to the teacher's explanation in learning process?					
Class	VIII-A	VIII-B	VIII-C	VIII-D	Total	Percentage (%)
YES	5	5	5	4	19	95%
NO	0	0	0	1	1	5%

In this table, 95% of students prefer to listen to the teacher's explanation during the learning process, whereas 5% did not. Based on these findings, it can be stated that the activities in the material were initially described to students by the teacher before they worked on tasks or engaged in learning activities.

Table 4. 20 The result of the 20th Question

Question	Do you prefer learning by game in learning process?					
Class	VIII-A	VIII-B	VIII-C	VIII-D	Total	Percentage (%)
YES	4	3	4	2	13	65%
NO	1	2	1	3	7	35%

This table illustrated that 65% of students like learning by game in the learning process, whereas 35% did not. Based on these findings, it is possible to conclude that the activities involving assigning assignments to students included more games.

Table 4. 21 The result of the 21st Question

Question	Do you prefer learning by media/tools in learning process?					
Class	VIII-A	VIII-B	VIII-C	VIII-D	Total	Percentage (%)
YES	3	1	4	2	10	50%
NO	2	4	1	3	10	50%

This table illustrated that 50% of students appreciate using media/tools in the learning process, while 50% do not. Based on these findings, it is possible to conclude that instructional materials are created utilizing various kinds of media, including graphical media, audio for listening to songs, and role-playing using dialogue from the content.

Table 4. 22 The result of the 22nd Question

Question	Do you prefer working in a group in doing your tasks?					
Class	VIII-A	VIII-B	VIII-C	VIII-D	Total	Percentage (%)
YES	5	4	5	3	17	85%
NO	0	1	0	2	3	15%

Table 4. 23 The result of the 23rd Question

Question	Do you prefer working in pair in doing your tasks?					
Class	VIII-A	VIII-B	VIII-C	VIII-D	Total	Percentage (%)
YES	4	4	4	4	16	80%
NO	1	1	1	1	6	20%

Table 4. 24 The result of the 24th Question

Question	Do you prefer working alone in doing your tasks?					
Class	VIII-A	VIII-B	VIII-C	VIII-D	Total	Percentage (%)
YES	2	3	0	4	9	45%
NO	3	2	5	1	11	55%

Table 4.22 showed that 85% of students prefer working in a group to complete tasks, table 4.23 shows that 80% prefer working in a pair, and table 4.24 shows that 45% prefer working alone. Based on these findings, it is possible to conclude that learning activities, specifically task assignment, give more tasks in groups, but there were also some tasks completed in pairs and by oneself.

The following table contains detailed information about the students' linguistic needs:

Table 4. 25 The overall needs inventory from linguistic needs

Linguistic needs	
The learning abilities	The learning priorities
<ul style="list-style-type: none"> - Can introduce themselves in English - Unable to write daily activity in English. - Can't read a short story in English fluently. 	<ul style="list-style-type: none"> - The students like learning English subject - Reading the material - Understanding the material by listening to the teacher - Doing the task - An example of a material with dialogue Material example with text/description

	- Material presentation with colorful picture
--	---

According to the needs inventory results, many students like English lessons such as reading, writing, listening, and speaking. However, due to a variety of internal and external causes, some students have been unable to introduce themselves in English. Therefore, the researcher provides materials on introducing themselves so that all students can introduce themselves in the future.

The researcher intended to improve students' writing and reading skills in addition to presenting themselves in English, which may improve speaking skills. As a result, the researcher has offered a variety of writing and reading assignments connected to daily life that are designed to keep students engaged. The researcher also gave numerous writing and reading tasks.

The following table contains detailed information about the students' learning needs:

Table 4. 26 The overall needs inventory from learning needs

Learning needs	
The learning problems	The learning attitudes
<ul style="list-style-type: none"> - Don't understand the teacher's explanation - Don't understand the explanation in the book - Don't understand the meaning of the teacher's explanation 	<p>Learning preferences:</p> <ul style="list-style-type: none"> - Using a picture as the media in learning process - Asking for teacher in learning process if students are in difficulties

<ul style="list-style-type: none"> - Don't understand the meaning of the text in the book 	<ul style="list-style-type: none"> - If students are having difficulty learning, they might need the help of a friend. - If students are having difficulty learning, they should read the content repeatedly. <p>Learning styles:</p> <ul style="list-style-type: none"> - In the learning process, listening to the teacher's explanation - Game-based learning in the learning process - Learning using media/tools in the learning process - Group work - Pair work - Self work
--	---

Representational pictures (drawings, paintings, or photographs), diagrams (showing the relationship of concepts, organization, and structure of material information), maps (showing spatial relationships), and graphs (tables, diagrams, or charts) are all examples of visual-based media.⁵⁰ The results show that these three media are present in the material. Each section of the shown information is represented by full-color images, and audio-visual media can be viewed in each sample of material featuring other students as speakers in each interaction.

⁵⁰ Arsyad Azhar, "Media Pembelajaran, Jakarta: PT," Raja Grafindo Persada (2007): 15–85.

Students often have difficulty understanding lessons in the learning process. To overcome this problem, they do three things: ask the teacher, ask friends, and re-read the information. The materials displayed at each step of the inquiry show the suitability of the three things above; the materials encourage students to engage in independent tasks, pair work, and group discussions. Individual activities give students the opportunity to learn independently, while pair work and group discussions help them solve problems. Students might ask their teacher, friends, or read the subject again and again.

d. Description of Analyzing Basic Competence

For the purpose of analyzing basic competencies, researchers created competency achievement metrics for each basic competency. This made it easier for researchers to create materials that matched the metrics. Researchers first identified the operational verbs in the description of the basic competencies. After that, they investigated those operational verbs.

In examining a basic skill, three sorts of indicators were developed; below is the description. If the operational verb was in point 1, the researcher created the main indicator and the enrichment indicator; if it was in point 2, 3, 4, or 5, the researcher created the supporting indicators, main indicators, and enrichment indicators; and if it was in point 6, the researcher created the supporting indicators and the main indicators. The following table contains the operative verb list:

Table 4. 27 Operational verb of cognitive domain

Remembering (C1)	Understanding (C2)	Applying (C3)	Analyzing (C4)	Evaluating (C5)	Creating (C6)
Quoting	Estimating	Assigning	Auditing	Comparing	Collecting
Mentioning	Explaining	Sorting	Organizing	Summarize	Abstracting
Explaining	Telling	Determining	Animating	Judging	Organizing
Drawing	Categorizing	Applying	Collecting	Directing	Animating
Numbers	Characterizing	Calculating	Solving	Predicting	Categorize
Identify	Detailing	Modifying	Affirming	Clarifying	Building
Register	Associating	Constructing	Analyzing	Assigning	Creating
Showing	Comparing	Preventing	Selecting	Interpreting	Correcting
Labeling	Counting	Describing	Detailing	Retaining	Planning
Indexing	Contrasting	Using	Nominating	Detailing	Blending
Pairing	Connecting	Assessing	Diagramming	Measuring	Dictating
Reading	Discussing	Training	Correlating	Summarizing	Shaping
Naming	Modeling	Digging	Testing	Proving	Improving
Tagging	Filing	Filing	Enlightening	Validating	Overcoming
Memorizing	Denying	Adapting	Sharing	Testing	Generalizing
Imitating	Expanding	Investigating	Summarizing	Supporting	Combining
Recording	Summarizing	Questioning	Exploring	Selecting	Designing
Repeating	Predicting	Conceptualizing	Maximizing	Projecting	Limiting
Reproducing	Explaining	Implementing	Ordering	Criticizing	Repairing
Reviewing	Digging	Implementing	Linking	Directing	Making
Selecting	Transforming	Producing	Transferring	Deciding	Setting up
Tabulating	Retaining	Processing	Training	Separating	Producing
Coding	Deciphering	Linking	Editing	Weighing	Clarifying
Writing	Interpreting	Compiling	Finding		Summarizing
Stating	Predicting	Solving	Selecting		Reconstructing
Searching	Reporting	Performing	Correcting		Composing
	Distinguishing	Simulating	Detecting		Coding
		Tabulating	Examining		Combining
		Familiarizing	Measuring		Facilitating
		Classifying	Waking up		Constructing
		Customizing	Rationalizing		Formulating
		Operating	Diagnosing		Connecting
		Predicting	Focusing		Creating
			Blending		Displaying

Table 4. 28 Operational verb of psychomotor domain 2018

Imitate (P1)	Manipulate (P2)	Precision (P3)	Articulate (P4)	Naturalize (P5)
Copy	Back to making	Showing	Building	Design
Follow	Building	Completing	Addressing	Specifying
Replicate	Perform	Perfecting	Merge-coordinates	Manage
Repeat	Implement	Calibrate		Create
Comply	Apply	Control	Integrate	
Enable	Correct	Divert	Adapt	
Customize	Demonstrate	Replace	Develop	
Incorporate	Design	Rotate	Formulate	
Organize	Train	Send	Modify	
Collect	Correct	Producing	master	
Weighing	Manipulate	Mixing	sketch	
Shrinking	Repairs	Packaging		
Transform		Serving		

1) The Result of Analyzing Basic Competence

K.D 3.1 Apply the social functions, text structures, and linguistic elements of oral and written interpersonal interactions involving the actions of asking for attention, checking for understanding, appreciating performance, asking and giving opinions, and responding, according to the context of use (C3).

Basic competency 3.1 is on point 3 and has supporting indicators, major indicators, and enrichment indicators, according to our analysis. Each indicator had 24 sub-indicators. There are 3 indicators and 96 sub-indicators in basic competency 3.1. The clear explanation can be seen at APPENDIX V.

K.D 4.1 Compile very short and simple oral and written interpersonal interaction texts involving the actions of asking for attention, checking for understanding, appreciating performance, and asking and giving opinions, and responding to them with attention to social functions, text structures, and correct and contextually appropriate language elements (P1).

Basic competency 4.1 is on point 1 and has a main indicator and an enrichment indicator, according to our research. Each indicator had 24 sub-

indicators. There are 2 indicators and 48 sub-indicators in basic competency 4.1. The clear explanation can be seen at APPENDIX VI.

2) The Result of Product Design through Indicators

The researcher described which part of the substance was the indicator. The formula for the display is: basic competency/indicator/sub-indicator.

- Formulating problem phase 1 showed activity teacher ask open-ended question to get students' interested in the topic and then read a short conversation which represent the KD 3.1/supporting/point 1, 9, and 17.
- Formulating hypothesis phase 1 showed activity to analyze a short dialog or conversation and find the expression that people use to ask for attention which represent KD 3.1/enrichment/point 5, 13, and 21.
- Collecting data phase 1 showed activity to divide students into small group and ask them to make a list of expressions to use when asking for attention and also the responses and practice it which represent KD 3.1/main/point 1, 5, 9, 13, 17, and 21.
- Testing hypothesis phase 1 demonstrated exercise to complete the dialog using acceptable phrases offered as well as restructure the jumbled expressions into a proper dialog which represent KD 4.1/main and enrichment/point 5, 13, and 21.
- Conclusion phase 1 demonstrate activity to conclude what the students have learned and students try to make dialogs about getting someone's attention based on the situations that teacher give which represent KD 4.1/enrichment/point 5, 13, and 21.

- Formulating problem phase 2 demonstrated activity to practice the dialog with friends in front of the class with confidence which represent KD 3.1/main/point 2, 10, and 18.
- Formulating hypothesis phase 2 showed activity to make a list of expressions that they can use to check for and show understanding, or to express the lack of understanding which represent KD 3.1/supporting/point 6, 14, and 22.
- Collecting data phase 2 retrieved activity to respond to the expressions that provided which represent KD 3.1/main/point 2, 10, and 18.
- Testing hypothesis phase 2 retrieved activity to rearrange the jumbled sentences into a good dialogue and also create a dialog based on the picture that provided which represent KD 4.1/main/point 6, 14, and 22.
- In conclusion phase 2 was an activity to discuss and summarize what the students had learned which represent KD 3.1/enrichment/point 6, 14, and 22.
- Formulating problem phase 3 retrieved activity to read and practice with friend the dialog about how to show appreciation and then find expressions of show appreciation in the dialog which represent KD 3.1/main/point 3, 11, and 19.
- Formulating hypothesis phase 3 retrieved activity to study the sentences and discuss whether they are compliments with friends which represent KD 3.1/enrichment/point 3, 11, and 19.
- Collecting data phase 3 retrieved activity to write the responses for the compliments which represent KD 3.1/main/point 7, 15, and 23.

- Testing hypothesis phase 3 demonstrated activity to rearrange the jumbled sentences into good dialogs then perform it with friend. Then, complete the dialogs using the phrases in the box which represent KD 4.1/main and enrichment/point 3, 7, 11, 15, 19, and 23.
- Conclusion phase 3 displayed activity to discuss and summarize what the students had learned which represent KD 3.1/enrichment/point 7, 15, and 23.
- Formulating problem phase 4 indicated activity to perform short dialog with friend and work in pairs to ask for and give opinions about learning English. Is it fun or challenging? which represent KD 3.1/main/point 4, 8, 12, 16, 20, and 24.
- Formulating hypothesis phase 4 indicated activity to understand the expressions that can be used to ask for and give opinions. Then, express your opinion based on the question given which represent KD 3.1/supporting/point 8, 16, and 24.
- Collecting data phase 4 displayed activity to complete the dialog with correct expressions of asking for and giving opinions and then work in pairs to practice it which represent KD 4.1/enrichment/point 4, 8, 12, 16, 20, and 24.
- Testing hypothesis 4 indicated activity to match the expressions with the correct responses which represent KD 3.1/main/point 8, 16, and 24.
- In conclusion phase 4 displayed activity to discuss and summarize what the students had learned which represent KD 3.1/enrichment/point 4, 8, 12, 16, 20, and 24.

2. *The Result of Design Phase*

After collecting the above data, the researcher began to create a material blueprint, a material framework that explains the components that will be manufactured in the form of complete materials. The blueprint describes the following aspects:



a. The Blueprint Content

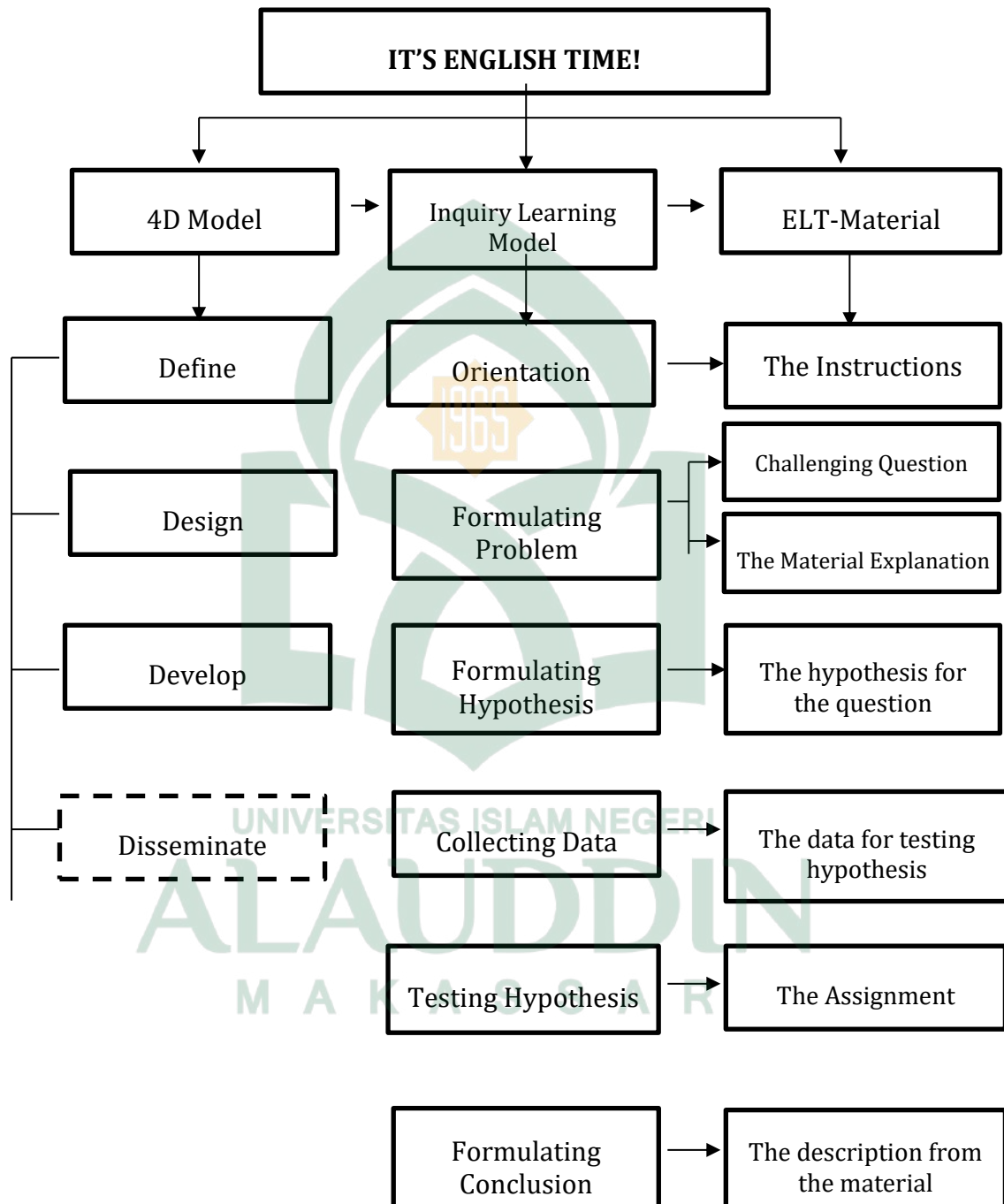


Figure 4. 1 The blueprint of Inquiry Learning Model

Table 4. 29 The explanation of the blueprint

Inquiry Learning Model	ELT Material
Orientation 1	The motivation about material that will be learned (how to get attention)
Formulating problem 1	Teacher ask open-ended question to get students' interested in the topic and then read a short conversation
Formulating hypothesis 1	Analyzing a short dialog or conversation and find the expression that people use to ask for attention.
Collecting data 1	Analyzing the expressions of stating the abilities based on activities that students often do daily
Testing hypothesis 1	Make a list of expressions to use when asking for attention and also the responses and practice it.
Formulating conclusion 1	Discussing and concluding what the students have learned
Orientation 2	The enthusiasm for the content to be learned (checking for understanding)
Formulating Problem 2	Practice the dialog with friends in front of the class with confidence.
Formulating hypothesis 2	Make a list of expressions that they can use to check for and show understanding, or to express the lack of understanding.
Collecting data 2	Respond to the expressions that provided
Testing hypothesis 2	Rearrange the jumbled sentences into a good dialogue and also create a dialog based on the picture that provided
Formulating conclusion 2	Discussing and concluding what the students have learned
Orientation 3	A motivation for learning the material (showing appreciation)
Formulating problem 3	Read and practice with friend the dialog about how to show appreciation and then find expressions of show appreciation in the dialog

Formulating hypothesis 3	Study the sentences and discuss whether they are compliments with friends
Collecting data 3	Write the responses for the compliments
Testing hypothesis 3	Rearrange the jumbled sentences into good dialogs then perform it with friend. Then, complete the dialogs using the phrases in the box.
Formulating conclusion 3	Discussing and concluding what the students have learned
Orientation 4	The motivation to learn the material (asking and giving opinion)
Formulating problem 4	Perform short dialog with friend and work in pairs to ask for and give opinions about learning English
Formulating hypothesis 4	Understanding the expressions that can be used to ask for and give opinions. Then, express your opinion based on the question given
Collecting data 4	Complete the dialog with correct expressions of asking for and giving opinions and then work in pairs to practice it
Testing hypothesis 4	Match the expressions to the appropriate responses.
Formulating conclusion 4	Discussing and concluding what the students have learned

b. The Result of Product Design through Inquiry Learning Model

After the construction of the blueprint, the materials' structure was built utilizing the inquiry learning model. The explanation of material representations on each phase of the inquiry model, which was a learning model utilized in arranging the materials' structure. Basic Competencies 3.1 and 4.1

- Orientation (1)

The teacher gets the chance to provide students a basic overview of the topic to be learnt by asking for attention during this part, known as the orientation process. Students pay attention to the teacher's explanation and should be prepared to understand what they will learn before the class begins. During the learning process, they should also be prepared to participate in activities as well as work by themselves, in pairs, and in groups.

- Formulating Problem (1)

In this section, the teacher asks questions related to the topic of asking for someone's attention such as "how to ask for someone's attention politely? To get students interested with the material to be learned. After that, the teacher reads a short conversation then students repeat it and practice it with their friend.

- Formulating Hypothesis (1)

Here, students analyze the dialogue they have read and determine the expressions used in the conversation.

- Collecting Data (1)

This part is called collecting data. In this part, the teacher divides the students into small groups and asks them to make a list of expressions in asking for attention and their responses, then reads them out.

- Testing Hypothesis (1)

In this part, students complete the dialog given by the teacher using the expressions provided in the box and also rearrange the jumbled sentences into a good dialog.

- Conclusion (1)

This section is known as the conclusion. This is the final step in learning how to ask for attention. After students have studied this, the teacher encourages them to reflect on their learning individually and writing a journal about what they have learned and what activities they participated in.

- Orientation (2)

The orientation process allows the teacher to provide students with a basic overview of the topic to be covered while also checking for understanding. Students pay attention to the teacher's explanation and should be prepared to understand what they will learn before the class begins. During the learning process, they should also be prepared to participate in activities as well as work by themselves, in pairs, and in groups.

- Formulating Problem (2)

This part is called formulating problems because the teacher models how to read the dialogue correctly then the students imitate the teacher's reading and then practice it with their classmates in front of the class with confidence.

- Formulating Hypothesis (2)

Here, students are asked to make a list of expressions used in checking one's understanding along with expressions to indicate whether they have understood or not.

- Collecting Data (2)

This part is called collecting data. Working in small groups, students respond or answer to some expressions offered by the teacher in the form of questions by paying attention to previous expressions.

- Testing Hypothesis (2)

This part is called testing hypothesis. The teacher provides random sentences to the students, who then organize the sentences into a decent dialog and create a dialog based on the picture given by the teacher.

- Conclusion (2)

This is the final step in learning how to check for understanding. After learning this, the teacher encourages the students to reflect on their learning individually and writing a journal about what they learnt and the activities they participated in.

- Orientation (3)

The teacher might provide students a simple overview of the material to be learnt by approving good performance throughout this part, known as the orienting process. Students pay attention to the teacher's explanation and should be prepared to understand what they will learn before the class begins. They must also be willing to participate in the activities and work by themselves, in pairs, and in groups throughout the learning process.

- Formulating problem (3)

This part is called a formulation problem because the teacher gives a dialogue to be read by students after being given an example of how to read correctly by the teacher then practiced with a peer in front of the class with confidence.

- Formulating hypothesis (3)

Here, the teacher provides some sentences for the students, then the students study the sentences and discuss and determine which sentences belong to compliment sentences.

- Collecting data (3)

This part is called collecting data. In this part, after knowing the forms of compliment sentences, the teacher provides questions using expressions of compliment and students are asked to answer the questions by paying attention to the expressions in responding to a compliment.

- Testing hypothesis (3)

This part is called hypothesis testing. The teacher provides scrambled sentences and the students' task is to arrange the sentences correctly so that they become a good and correct dialog. The teacher then offers an incomplete dialog and instructs students to complete it using the words given by the teacher.

- Conclusion (3)

This is the final step in learning to appreciate performance. After students have studied this, the instructor encourages them to reflect on their learning individually and writing a journal about what they have learned and what activities they participated in.

- Orientation (4)

During this section, known as the orientation process, the teacher has the chance to provide students with a basic overview of the topic to be covered by asking and giving opinion. Students pay attention to the teacher's explanation and should be prepared to understand what they will learn before the class begins. During the learning process, they should also be prepared to participate in activities as well as work individually, in pairs, and in groups.

- Formulation problem (4)

This part is called formulating problem because the teacher gives a short dialog and models how to read correctly then asks students in pairs to

create a dialog related to asking and giving opinions on the topic of learning English, is English fun or challenging?

- Formulating hypothesis (4)

Here, the teacher presents list of expressions of asking for and giving opinion also questions for getting opinion and students have to understand it then answer the question by giving opinions related to the content of the question.

- Collecting data (4)

This part is called collecting data. The teacher provides an incomplete dialog related to asking for and giving opinions then the students are asked to complete the sentence using the expressions used in asking for and giving opinions correctly. Then, work in pairs to practice it.

- Testing hypothesis (4)

The teacher gives list of expressions and the responses, then, students have to match the expressions with the correct responses.

- Conclusion (4)

This is the final step in learning how to ask for and give an opinion on something. Following this, the teacher encourages students to reflect on their learning individually and writing a journal about what they have learnt and what activities they participated in.

3. The Result of English Material Development

a. Conceptual Map

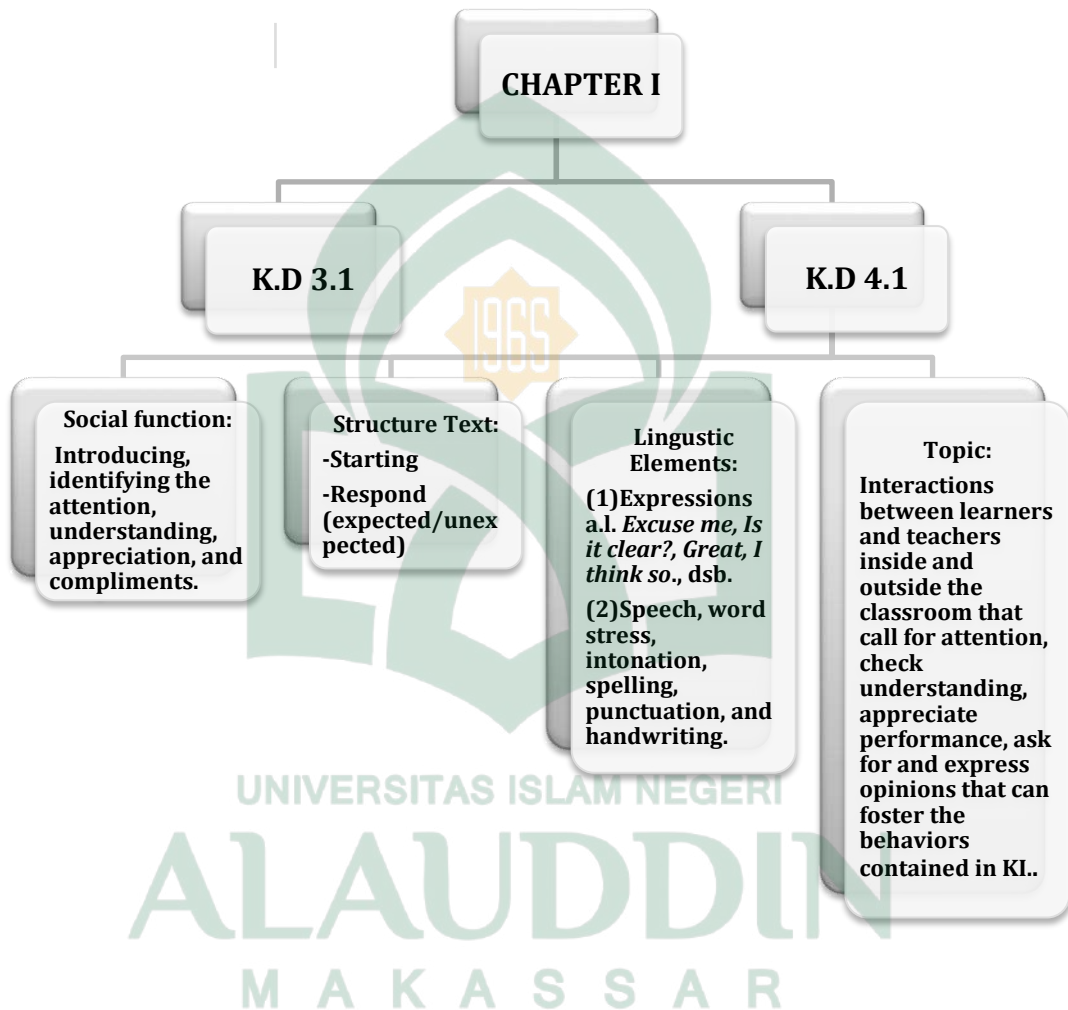


Figure 4. 2 A framework for English Material in chapter I based on syllabus.

Designing an English competence conceptual framework based on the syllabus allows for the application of the entire English competence method. The conceptual framework contained critical components that support the syllabus's content. The syllabus should include three major pedagogical strategies for providing learning experiences adapted to students' needs as well as a study of basic competencies, namely:

1) Providing Language Skill

The researcher prepared students for this process by providing them with integrated English subject matter, such as linguistic aspects, text structures, social functions, and subjects to be studied as materials and worksheets. Following that, a series of activities were carried out to give students the knowledge and abilities needed to complete the topic.

2) Providing Opportunities to Use Integrated Skills

At this point, the researcher combined the basic competencies required and the needs of the students. As a result, students participated in both functional and interpersonal activities. Functional exercises allowed students to put their integrated skills in observation, random sentence construction, and conversation to use. In contrast, the researcher wants to use stimulus.

3) Reviewing Learning Outcomes

This method was intended to assess students' English skills through the use of interactive themes in each chapter. Students would be given the opportunity to communicate their language skills in specific phases based on the existing materials at this stage. English resources and worksheets for Islamic boarding school core competencies 3.1 and 4.1 were prepared following the syllabus framework's organizational structure. They

displayed the findings of an examination of students' needs and basic competencies.

b. Stating Goals

These materials were designed to help students understand the subject matter on social functions, text structures and linguistic elements. They should also be able to use English confidently after learning the English instructional materials.

c. Material Sequence

The researcher's materials included the implementation of social functions, text structures, and linguistic aspects from the four English skills. Speaking, writing, reading and listening are the four skills. For each ability, the researcher applied a single type of learning strategy. The researcher's goal in speaking was to improve students' speaking abilities by having them practice speaking with their friends and reporting students' findings orally in class. The researcher employed word organization in writing to help students enhance their writing skills by arranging the offered words into correct sentences. In reading materials, the researcher improved students' reading and listening skills by conducting questions and answers among students, listening to students' oral reports of learning outcomes in class, and using readings consisting of vocabulary and comprehension to help students understand and answer questions related to the readings.

d. The Organization of the Materials

1) Cover

The cover is the first page of the unit consisting of the unit title, material title, animated image, school name, and class name.

The module title is “It’s English Time” created as supplementary material in the learning process. Secondly, “I” indicates a unit name accompanied by a book illustration. This component informs students that they are entering a new chapter with a new topic. Thirdly, the unit title depicts “To Get Attention, To Show if We Understood, To Show Appreciation to Others, and To Tell What We are or Other People Think of Something”. It is essential to introduce students to the topic being studied on the front cover so that they can recall the previous understanding and build their expectations, motivating them to further their learning. Fourthly, the base color of the book is navy blue. The choice of navy blue as the base color is because blue is recognized as a distinctive color for junior high school levels in Indonesia.

2) Page of Learning Objectives

This page contained essential learning objectives. Learning objective in the module provides learners with clarity regarding the expected accomplishments by the end of the learning experience. Well-defined objectives offer explicit direction on the desired knowledge, skills, attitudes, or outcomes to be attained through the learning process. This enabled learners to concentrate their efforts and precisely understand what they need to accomplish.

3) The Main Part of The Book

The main part of this module includes several sub-headings, namely, determine orientations, formulating problems, formulating hypothesis, collecting information, testing hypothesis and formulating conclusion. Then, page of summary, page of dictionary, and page of module developers.

e. English Module Before and After Development

In this section, the researcher showed how the English module was visually presented both before and after development the primary goal is to highlight the differences between the module and the typical reality textbook, focusing on chapter I's development.

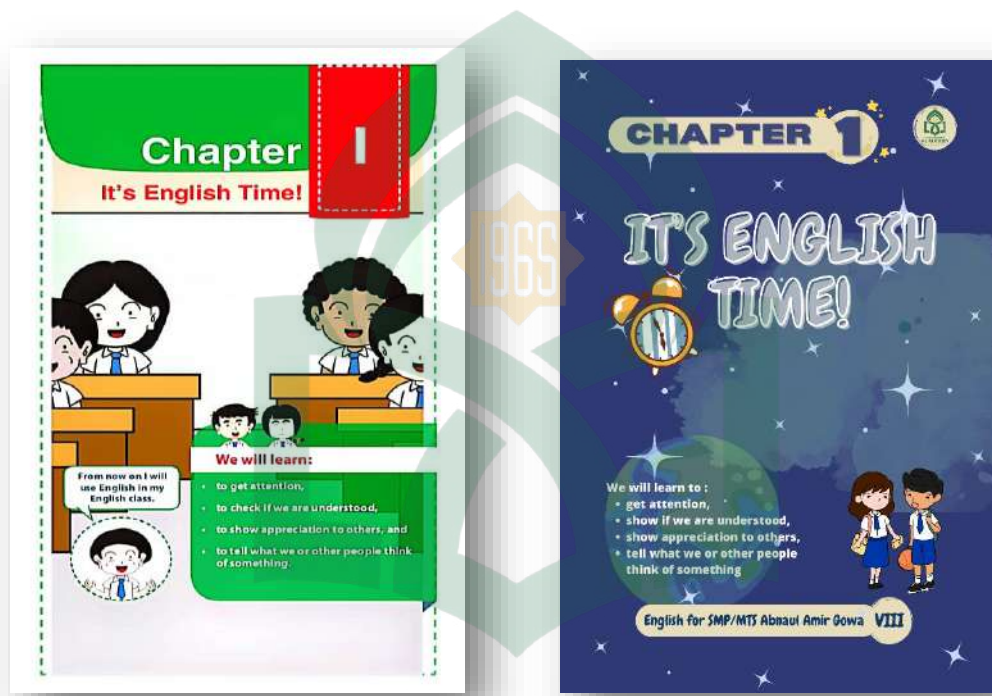


Figure 4. 3 before development

Figure 4. 4 after development

There are differences between the current and enhanced modules, especially on the unit cover page. The current textbook features a child's picture on the cover, followed by a class background.



Figure 4.5 after development

After it was developed, there were additional inquiry learning steps, such as orientation. The "Orientation" stage also serves as a foundation for understanding the context and relevance of the learning material. Learners will be introduced to the big picture of the topic to be learned and how the topic relates to everyday life or a larger context.

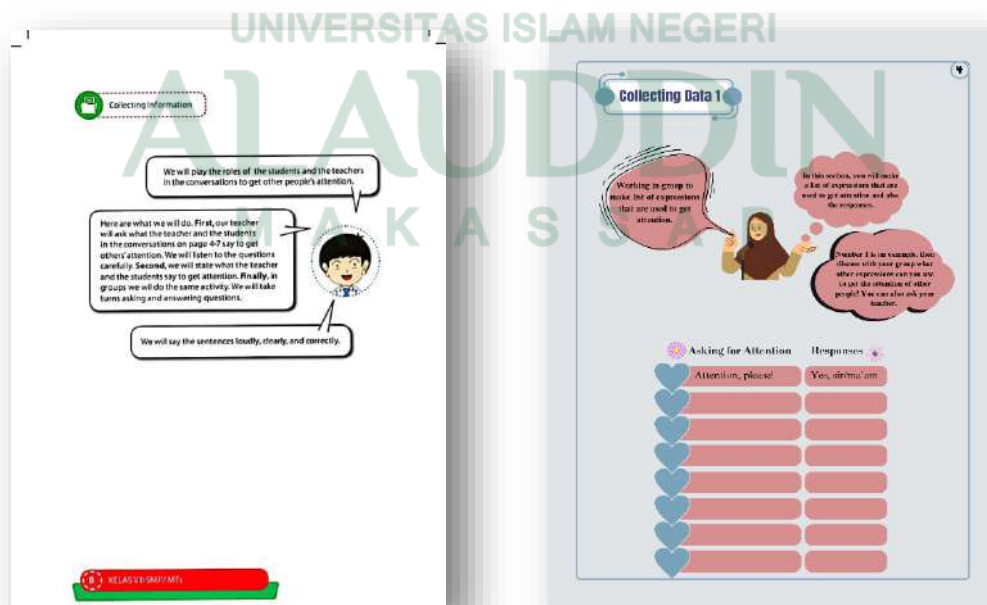


Figure 4.6 before development

Figure 4.7 after development



Figure 4. 8 before development

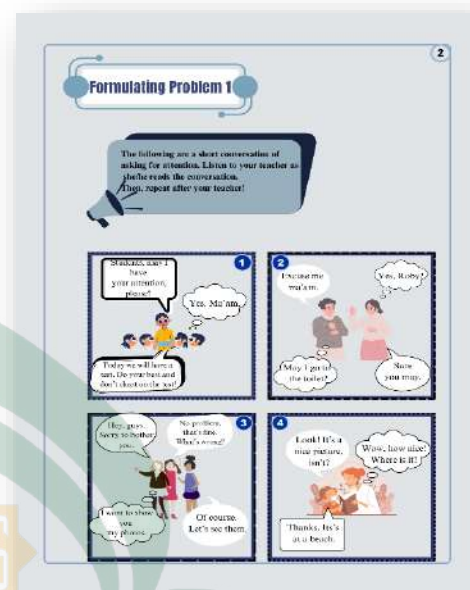


Figure 4. 9 after development

Several sections of the textbook were examined as example before and after development. The student activities underwent expansion through various formats, including pictures and dialogues.




Figure 4. 10 after development

In current textbooks, there is no provision for a summary page. However, the newly designed module incorporates a summary page, which serves as a handy reference for learners to grasp the primary content and get an overview of what to anticipate in the module.



Figure 4. 11 after development

Furthermore, the current textbooks need pages dedicate to vocabulary lists. In contrast, the developed module version includes a comprehensive vocabulary list, which serves as repository of foreign language terms for students to reference and study.

f. The Result of Expert's Validation Toward the Materials' Contents

It is essential that the generated instructional materials be reviewed by experts before they are implemented in the classroom. The review was

conducted to ensure that the instructional materials were well developed and ready for use, as stated by the experts, and the experts' statement from:

1) Experts' advice on the developed textbook

Following the development of the materials, the researcher submitted the newly created teaching module to consultants and validators, who provided valuable feedback for further enhancement of the textbook. Additionally, the researcher performed a self evaluation leading to modifications in various textbook components.

Table 4. 30 Validators' advice on the developed textbook

No.	Reviewers	Advices
1	Consultants	Pay attention to grammatical errors
2.	Expert 1	<p>The module is good, the material is also good, but there are some things that needs to be changed:</p> <ul style="list-style-type: none"> • Page 7 (formulating conclusion): all of the activity in formulating conclusion stage, work in group changed to individual work. • Page 8 (orientation 2): working in group and working in pairs shouldn't repeated in each phase. • Page 27 (summary): Typo in the title of the second table, the right title is checking for understanding.
3.	Expert 2	No revision needed.

2) General Content Experts Validation

Table 4. 31 Syllabus Design Result

Statement	Score from Validator 1	Score from Validator 2	Mean Score	Result
1. Cover design				
1.1 The cover is attractive to the learners	3	4	3,5	Valid
2. Layout				
2.1 The layout is clear for learners	3	3	3	Valid
2.2 The layout is attractive to the learners	3	3	3	Valid
3. Instructional objectives				
3.1 The instructional objectives are clear	3	4	3,5	Valid
3.2 The instructional objectives are understandable	3	4	3,5	Valid
3.3 The instructional objectives ordered appropriately	3	4	3,5	Valid

3.4 The instructional objectives reflect to the topic	3	4	3,5	Valid
4. Organization of material				
4.1 The materials are organized attractively	3	3	3	Valid
4.2 The organization of material in the form of units is appropriate	4	4	4	Very Valid
4.3 The materials are organized in logically ordered tasks	3	4	3,5	Valid
4.4 The themes and topics are relevant to the learning material in each basic competency.	3	3	3	Valid
4.5 They are arranged in a logical sequence on the basis of topic or theme following the indicators	4	3	3,5	Valid
4.6 The material cover a variety of topics and situation following the indicators	3	4	3,5	Valid
4.7 The material have already represented the indicators	4	4	4	Very Valid
4.8 The materials are organized in logically ordered tasks following the blueprint	3	4	3,5	Valid
4.9 The material are appropriate with the structure of inquiry learning model	3	4	3,5	Valid

4.10 The material consist of the subject matters	4	3	3,5	Valid
4.11 The material compiled based on the inquiry learning model and can increase the students' motivation	4	3	3,5	Valid
5. Systematic Content of English				
5.1 The integrated skills are appropriate to the student level and needs.	4	4	4	Very Valid
5.2 There are three subject matters (social function, structure text, and linguistics element) in each basic competency.	4	4	4	Very Valid
5.3 The structure of arranging the materials following the inquiry learning model	3	4	3,5	Valid
6. Activities/ Exercises/ Tasks				
6.1 The activities, exercises and tasks are interesting.	3	3	3	Valid
6.2 The activities, exercises and task are aimed in developing student comprehension.	4	4	4	Very Valid
6.3 They provide for a real world use of language in daily lives.	3	4	3,5	Valid
6.4 The situations of the activities, exercises and tasks in each subject matter are appropriate to the learner's level and need.	4	4	4	Very Valid

6.5 The activities, exercises and tasks provide for varying learning arrangement like pairs and working in group.	4	4	4	Very Valid
6.6 The activities, exercises and tasks focus on student's comprehension for each indicator.	3	4	3,5	Valid
6.7 The instruction for the activities, exercises and tasks are simple and clear.	3	3	3	Valid
6.8 The activities, exercises and tasks allow for the teacher's initiative to modify the activities.	3	3	3	Valid
6.9 The activities, exercises and tasks' instructions are clear and structured	4	4	4	Very Valid
Total: 3.51 = Very Valid				

The validation data were taken from the observation sheets provided to the experts. The observation sheet included numerous items such as a cover, layout, instructional objective, material arrangement, systematic content of the materials, and activities/tasks/exercises that have already been examined with a good mark. After all of the items were marked and the results were positive, the learning materials were declared valid in accordance with the experts' recommendations. The instructional materials were very effectively created for the following reasons: (The first expert) the aims and goals were defined, it has a development framework, and it systematically presents the

idea of an inquiry-based learning model. Overall, the substance and content are appropriate for the blueprint, according to the second expert. Finally, because of the validation checklist, the validity level of the material creation is extremely suited to the blueprint.

g. The Strength of the Material

There are various advantages that supplement the previous resources after the English learning materials are designed. The advantages of these materials over previous materials are that they were created using a learning model, specifically the Inquiry learning model, which allows teachers to execute out the learning process methodically according to the phases of the Inquiry learning model. Furthermore, the offered material design includes more diversified learning exercises, ensuring that the learning process is not too repetitive for students. In addition, the material is made as entertaining as possible. Researchers designed learning materials in Basic Competencies 3.1 and 4.1 using diverse interesting photos from the students' environment. Using the cartoon and real-life images offered, students may readily understand and remember the subject they have learnt. Students can envision and construct visual characters in their boxes by using both.

B. Research Discussion

The primary focus of this study was on developing inquiry learning model-based ELT materials for the eighth grade students of MTS Islamic Boarding School Abnaul Amir Gowa . The researcher then developed her three survey questions regarding the development. The following is an additional interpretation and discussion provided by the researcher:

1. The needs of the eighth grade students in Islamic Boarding School Abnaul Amir Gowa based on inquiry learning model based ELT materials of "Oral and Written Communication" unit

To analyze students' needs, a questionnaire was developed. The creation process began by selecting the components to be included in the questionnaire and ended by formulating six sections. The initial section is the cover, which consists of one question. The second section included two questions regarding the layout of the developed module. The third section consists of five questions designed to determine the instructional objectives of the module. The fourth section consists of eleven questions designed to understand the structured learning objectives. The fifth section consists of three questions regarding the Systematic Content of English. Simultaneously, the sixth section consisted of nine questions regarding Activities/ Exercises/ Tasks in the developed learning module.

The purpose of the questionnaire's questions was to gain insights into the systematic learning requirements of the students in order to tailor materials that suit their needs. Additionally, the questionnaire was not directly administered to the students but was reviewed and advised by experts. These experts revised specific answer options for each question, resulting in the final version of the questionnaire, which was then distributed among the students. Consequently, the experts deemed the survey's outcomes valid and valuable, as they were pertinent and applicable to the students.

This study found that using the Inquiry Learning Model at the Islamic boarding school Abnaul Amir Gowa led to significant improvements in students' academic performance and learning of the English language,

especially when dealing with brief functional texts. Inquiry learning in science helps students acquire better perceptual skills as it allows them to use their cognitive and physical abilities to understand natural phenomena and the world around them. This kind of learning should show students the nature of scientific study and the way learning is realized. Renowned educators, such as Wynne Harlen (2004), have acknowledged the model's capacity to inspire students to participate and cooperate in problem-solving actively.

Kusmaryono Heru and Setiawati Rokhis (2013) supports these findings, stating that in the inquiry learning model, teachers act as facilitators and help students discover problems and questions by guiding them through the inquiry learning process. The inquiry approach sees students as active thinkers who seek, examine and process information from their environment for a variety of purposes that best suit their mental nature.

Experts recommend incorporating various learning methodologies, including the Inquiry Learning Model, group project-based, and game-based learning, to encourage student motivation and deeper understanding. By creating a welcoming learning environment that actively promotes student participation and aligns with students' interests, the educational experience is substantially enriched.

In conclusion, utilizing the Inquiry Learning Model at the Islamic boarding school Abnaul Amir Gowa can elevate the overall quality of instruction and student's academic performance in English. This approach prioritizes student-centered education and involvement in learning, helping students overcome obstacles and develop a thorough comprehension of the

language. Integrating multiple learning modalities significantly creates a more engaging and effective educational environment.

2. The prototype of inquiry learning model-based ELT materials of “Oral and Written Communication” unit

After getting and analyzing the students’ needs, the researcher designed the prototype or blue print based on students’ needs. The blue print used 4D model (Define, Design, Develop, and Disseminate) because this model is relevant to the researcher’s step in developing the learning tool. The blue print also contains the steps of inquiry learning and ELT material that explained one by one clearly.

From the six stages of inquiry learning model, the researcher interested in formulating hypothesis stage because in that stage, students try to answer or solve the problem that provided by the teacher, they will use their critical thinking skill to solve that problem then will be checked at testing hypothesis stage. It will develop students interest about the materials and finally they can learn well and mastered the lesson.

This is relevant to the Robert Gagne (1970) theory in instructional theory because this theory is divided into 4 parts: The first is design-oriented learning, which means that learning becomes purely goal-oriented; the second is instructional methods, which depend on situational factors such as what is to be taught, the learner, learning environments, and instructional development restrictions. The third way is the component method, which focuses on the overall process, and the fourth method is probabilistic, which means the primary goal is to enhance the likelihood of the desired learning outcomes. From that 4 points of the Instructional theory, the researcher is

sure that the prototype or the blue print is relevant with that theory because all of the points are fulfilled properly in the learning tool.

3. The validity rate of English material of "Oral and Written Communication" unit

The third topic is the validity rate of English material. After designing the module about oral and written communication based on students' needs using inquiry model, the researcher conducted the next stage, namely validating to the experts to ensure whether this module is in accordance with the needs of students who use the inquiry method or not.

There are some points that provide to be validated, from the cover design until the activities/exercise/tasks. From that points, the researcher interested at Systematic Content of English because in developing the instructional module, the researcher have to pay attention to the student needs and arranging the materials following the inquiry learning model steps'. Other that, the researcher must input the three subject matter in basic competency and pay attention of it. It is challenging but this is the main point of the instructional module that have developed.

Validation was carried out to two experts. Both experts approved the results obtained based on the research. Experts argue that overall this module is in accordance with the needs of students and several other determining factors so that in other words, this module is valid and can be implemented as a viable alternative learning resource for students while increasing student learning motivation.

CHAPTER V

CONCLUSIONS AND RECOMMENDATION

A. Conclusion


The following conclusions can be taken from the study systematics based on the research questions that have been formulated.

1. To create materials modified from the syllabus of earlier research that also produced ELT materials based on the inquiry learning model, the researcher created a syllabus design during the design stage. The syllabus design includes the unit title, fundamental skills, indicators, language focus, input, and variety of activities. At this point, the researcher added inquiry learning to the curriculum and included some exercises in the assignment. The decision to use the inquiry learning model was made after considering the significance of the subject and the module's overall balance. The researcher identified each part of the syllabus design before arranging the pieces into the module.
2. The researcher carefully considered the materials used during the development process, including selection, elimination, and choosing the most appropriate ones. Additionally, they decided on the module's aesthetic features, including the colours, design, font styles, and other details.
3. The data analysis results were submitted to the supervisor for assessment during the analysis stage before progressing to the next phase. In the design stage, the syllabus design results were presented for validation by validators. Finally, after a systematic development and revision process, the English textbook integrated with Islamic values attained a level of feasibility approved by the validators.

B. Recommendation

The findings of this study provide various recommendations, the first of which is to conduct further research, namely at the dissemination stage of the 4D model. Further research can be conducted to find out how the use of instructional module based on inquiry learning models can affect student activeness in the learning process.

Second, further research is expected to be adapted to the developing technology so that students are not outdated and apply this module not only in one school but in all junior high schools.



BIBLIOGRAPHIES

- Ahmad, Djuwairiah. "Understanding the 2013 Curriculum of English Teaching through the Teachers" and Policymakers" Perspectives." *International Journal of Enhanced Research in Educational Development (IJERED)* ISSN (2014): 6–15. www.erpublications.com.
- Amali, L. N., N. T. Kadir, and M. Latief. "Development of E-Learning Content with H5P and ISpring Features." *Journal of Physics: Conference Series* 1387, no. 1 (2019).
- Ananingsih, Yuni. "EFEKTIVITAS INQUIRY BASED LEARNING (IBL) PADAPEMBELAJARAN REAKSI OKSIDASI-REDUKSIUNTUK PESERTA DIDIK KELAS XSMA KOLOMBO YOGYAKARTA," 2012.
- Atmazaki, Atmazaki. "Developing Context-Based Reading Materials." In *International Conference on Language, Literature, and Education (ICLLE 2018)*, 1–8. Atlantis Press, 2018.
- Ausubel, David Paul. *The Acquisition and Retention of Knowledge: A Cognitive View*. Springer Science & Business Media, 2012.
- Balim, Ali Günay. "The Effect of Mind-Mapping Applications on Upper Primary Students' Success and Inquiry-Learning Skills in Science and Environment Education." *International Research in Geographical and Environmental Education* 22, no. 4 (2013): 337–352.
- Brown, Ann L. "Design Experiments: Theoretical and Methodological Challenges in Creating Complex Interventions in Classroom Settings." *The journal of the learning sciences* 2, no. 2 (1992): 141–178.
- Council, National Research. *Inquiry and the National Science Education Standards: A Guide for Teaching and Learning*. National Academies Press, 2000.
- Danim, Sudarwan. "Menjadi Peneliti Kualitatif: Rancangan Metodologi." *Presentasi dan Publikasi Hasil Penelitian untuk Mahasiswa dan Peneliti Pemula Bidang Ilmu-ilmu Sosial, Pendidikan dan Humaniora*, Penerbit Pustaka Setia, Bandung (2002).
- Degeng, I Nyoman Sudana, and Nyoman Sudana. "Teori Pembelajaran 2: Terapan." *Malang: Program Magister Manajemen Pendidikan Universitas Terbuka* (2006).
- Dick, Walter, Lou Carey, and James O Carey. "The Systematic Design of Instruction" (2005).

- Gall, Meredith Damien, Walter R Borg, and Joyce P Gall. *Educational Research: An Introduction*. Longman Publishing, 1996.
- Garinger, Dawn. "Textbook Selection for the ESL Classroom." *Center for Applied Linguistics Digest* 2, no. 10 (2002).
- Hamalik, Oemar. "Proses Belajar Mengajar" (2006).
- Handoyono, Nurcholish Arifin, and Zainal Arifin. "Pengaruh Inquiry Learning Dan Problem-Based Learning Terhadap Hasil Belajar Pkkr Ditinjau Dari Motivasi Belajar." *Jurnal Pendidikan Vokasi* 6, no. 1 (2016): 31.
- Harmer, Jeremy. "How to Teach English." *ELT journal* 62, no. 3 (2008): 313–316.
- Heru, Kusmaryono, and Setiawati Rokhis. "Penerapan Inquiry Based Learning Untuk Mengetahui Respon Belajar Siswa Pada Materi Konsep Dan Pengelolaan Koperasi." *Jurnal Pendidikan Ekonomi Dinamika Pendidikan* 8, no. 2 (2013): 133–145. <https://journal.unnes.ac.id/nju/index.php/DP/article/viewFile/3369/3278>.
- Ifani, Putri Nurul, Sitti Nurpahmi, and Djuwairiah Ahmad. "Developing Inquiry Learning Model-Based English Instructional Materials for the Seventh Grade of Junior High School." *English Language Teaching for EFL Learners* 2, no. 2 (2020): 13.
- Iru, La, and La Ode Safiun Arihi. "Analisis Penerapan Pendekatan, Metode, Strategi, Dan Model-Model Pembelajaran." *Yogyakarta: Multi Presindo* (2012).
- Jajang Bayu Kelana, D. Fadly Pratama. *BAHAN AJAR IPA BERBASIS LITERASI SAINS. LEKKAS Jl. Udawa No. 18 A Bandung 40172*. Vol. 0, 2019.
- Latif, Khawaja Fawad. "An Integrated Model of Training Effectiveness and Satisfaction with Employee Development Interventions." *Industrial and Commercial Training* 44, no. 4 (2012): 211–222.
- Miles, Matthew B, A Michael Huberman, and Johnny Saldana. *Qualitative Data Analysis*. SAGE, 2014.
- Moleong, Lexi. "Metode Penelitian." *Jakarta: Rineka Cipta* (2010).
- Mubar, Miftahul Khair Nur Ali. "Volume I, Number 02, December 2015." *ETERNAL (English, Teaching, Learning, and Research Journal)* 1, no. 02 (2015): 257–269.

- Pedaste, Margus, Mario Mäeots, Leo A. Siiman, Ton de Jong, Siswa A.N. van Riesen, Ellen T. Kamp, Constantinos C. Manoli, Zacharias C. Zacharia, and Eleftheria Tsourlidaki. "Phases of Inquiry-Based Learning: Definitions and the Inquiry Cycle." *Educational Research Review* 14 (2015): 47–61.
- Prastowo, Andi. "Pengembangan Bahan Ajar Tematik." Yogyakarta: Diva Press, 2013.
- Prihatiningtyas, S, T Prastowo, and B Jatmiko. "Implementasi Simulasi PhET Dan KIT Sederhana Untuk Mengajarkan Keterampilan Psikomotor Siswa Pada Pokok Bahasan Alat Optik." *Jurnal Pendidikan IPA Indonesia* 2, no. 1 (2013).
- Prof., Dr sugiyono. "Prof. Dr. Sugiyono, Metode Penelitian Kuantitatif Kualitatif Dan R&d. Intro (PDFDrive).Pdf." *Bandung Alf*, 2011.
- Reigeluth, Charles M. *Instructional-Design Theories and Models: A New Paradigm of Instructional Theory, Volume II*. Routledge, 2013.
- Salim, Agus. "Teori Dan Paradigma Penelitian Sosial: Buku Sumber Untuk Penelitian Kualitatif Edisi Kedua." *Yogyakarta: Tiara Wacana* (2006).
- Sanjaya, Wina. "Strategi Pembelajaran Berbasis Standar Proses Pendidikan." *Jakarta: Kencana Prenada Media* (2006).
- Santrock, John W, and John W Santrock. "Psikologi Pendidikan Edisi Kedua." *Kencana Prenada Media Group*, 2007.
- Siemens, George. "Connectivism: Learning as Network-Creation." *ASTD Learning News* 10, no. 1 (2005): 1–28.
- Steffens, Karl. "Competences, Learning Theories and MOOC s: Recent Developments in Lifelong Learning." *European Journal of Education* 50, no. 1 (2015): 41–59.
- Studi, Program, Pendidikan Akuntansi, Fakultas Ekonomi, Universitas Negeri Surabaya, Program Studi, Pendidikan Akuntansi, Fakultas Ekonomi, and Universitas Negeri Surabaya. "PENGEMBANGAN BAHAN AJAR E-MODUL SEBAGAI PENDUKUNG PEMBELAJARAN KURIKULUM 2013 PADA MATERI AYAT JURNAL PENYESUAIAN PERUSAHAAN JASA SISWA KELAS X AKUNTANSI SMK NEGERI 1 SURABAYA Joni Susilowibowo Abstrak." *Pengembangan Bahan Ajar eModiul Sebagai Pendukung Pembelajaran Kurikulum 2013 Pada Materi Ayat Jurnal* (2016): 1–9.
- Suprijono, Agus. *Cooperative Learning: Teori & Aplikasi PAIKEM*. Pustaka Pelajar, 2009.

- Thiagarajan, Sivasailam. "Instructional Development for Training Teachers of Exceptional Children: A Sourcebook." (1974).
- Tomlinson, Brian. "Materials Development for Language Learning and Teaching." *Language Teaching* 45, no. 2 (2012): 143–179.
- Triandy, Rendy. "PEMBELAJARAN MENGIDENTIFIKASI IDE POKOK DALAM ARTIKEL DENGAN METODE INQUIRY PADA SISWA KELAS X SMA PASUNDAN 2 BANDUNG: Metode Inquiry: Ide Pokok: Teks Artikel." *Literasi: Jurnal Ilmiah Pendidikan Bahasa, Sastra Indonesia dan Daerah* 7, no. 2 (2017): 143–152.
- Trianto, Trianto. "Model Pembelajaran Terpadu." *Jakarta: Bumi Aksara* (2010).
- Trowbridge, L. "Bybee." *R. W* (1986).
- Vahlia, Ira, and Rina Agustina. "Perbandingan Hasil Belajar Discovery Learning Berbasis Problem Solving Dan Group Investigation Berbasis Problem Solving Pada Pembelajaran Metode Numerik." *AKSIOMA: Jurnal Program Studi Pendidikan Matematika* 5, no. 1 (2016): 82–93.
- Vismaia, Damayanti S, and A R Syamsudin. "Metode Penelitian Pendidikan Bahasa." *Bandung: PT Rosdakarya* (2007).
- Vygotsky, L, and M Cole. "Lev Vygotsky: Learning and Social Constructivism." *Learning theories for early years practice* 66 (2018): 58.
- Wiratemaja, I Gusti Ngurah Agung, I Made Tegeh, and Ketut Pudjawan. "PENGEMBANGAN MULTIMEDIA PEMBELAJARAN MATA PELAJARAN BAHASA INGGRIS KELAS X SEMESTER GENAP DI SMKN 2 SUKAWATI." *Jurnal Edutech Undiksha* 2, no. 1 (2014).
- yang Menyenangkan, Alternatif Desain Pembelajaran. "Ahmadi, Abu. 2005. Strategi Belajar Mengajar. Bandung: CV Pustaka Setia. Arifin, Zainal. 2011. Penelitian Pendidikan Metode Dan Paradigma Baru. Bandung: Remaja Rosdakarya. Basri, Hasan. 2015. Paradigma Baru Sistem Pembelajaran. Bandung" (n.d.).
- "Gary Nottis At," n.d.

APPENDIX X DOCUMENTATIONS



CURRICULUM VITAE



Aulia Agusfina was born on August 18th, 2000 in Benteng Jampea, South Sulawesi. She is the second child of Muh. Ifdal and Musnawati and has one brother and one sister named Wahyu Alfian, S.Pd and Wina Farisya Amalia.

In 2004, Aulia Agusfina began her education at TK Pertiwi and completed her studies in 2006. She then attended SDN Centre Benteng Jampea, where she graduated in 2012, then to SMP Negeri 1 Pasimasunggu, and completed her studies there in 2015. Subsequently, she enrolled at SMA Negeri 1 Selayar and graduated in 2018.

In the subsequent years, Aulia Agusfina pursued her higher education at UIN Alauddin Makassar. She enrolled in the Faculty of Tarbiyah and Teacher Training, specifically in the English Education Department, and remained a student there from 2019 to 2024.