

**THE USE OF SNOWBALL TECHNIQUE IN TEACHING
DESCRIPTIVE TEXT AT TENTH GRADE
OF MAN 1 SINJAI UTARA**



**A Thesis
Submitted in Partial Fulfillment of the Requirements for the Degree of
Sarjana Pendidikan in English Education Department of
Tarbiyah and Teaching Science Faculty of
UIN Alauddin Makassar**

**By:
NURHANIFA
Reg. Number: 20400112143**

**ENGLISH EDUCATION DEPARTMENT
TARBIYAH AND TEACHING SCIENCE FACULTY
ALAUDDIN STATE ISLAMIC UNIVERSITY
MAKASSAR
2017**

PERNYATAAN KEASLIAN SKRIPSI

Mahasiswa yang bertanda tangan dibawah ini:

Nama : **Nurhanifa**
NIM : **20400112143**
Tempat/Tgl. Lahir : Bulukumba, 22 November 1994
Jur/Prodi/Konsentrasi : Pendidikan Bahasa Inggris
Fakultas/Program : Tarbiyah dan Keguruan
Alamat : Jl. H. M. Yasin Limpo, Samata Gowa
Judul : ***“The Use of Snowball Technique in Teaching
Descriptive Text at The Tenth Grade of MAN 1
Sinjai Utara”.***

menyatakan dengan sesungguhnya dan penuh kesadaran bahwa skripsi ini adalah benar hasil karya sendiri. Jika dikemudian hari terbukti bahwa ini merupakan duplikat, tiruan, plagiat, atau dibuat oleh orang lain, sebagian atau seluruhnya, maka skripsi dan gelar yang diperoleh karenanya batal demi hukum.

Samata, 26 April 2017
Penyusun,




Nurhanifa
NIM: 20400112143

PERSETUJUAN PEMBIMBING

Pembimbing penulisan skripsi saudara, **Nurhanifa** Nim: **20400112143**,
Mahasiswi Jurusan Pendidikan Bahasa Inggris pada Fakultas Tarbiyah
dan Keguruan UIN Alauddin Makassar, setelah dengan seksama meneliti dan
mengoreksi skripsi yang bersangkutan dengan judul "**The Use of Snowball
Technique in Teaching Descriptive Text at the Tenth Grade of MAN 1 Sinjai
Utara**" memandang bahwa skripsi tersebut telah memenuhi syarat-syarat ilmiah
dan dapat disetujui untuk diajukan ke sidang munaqasyah.
Demikian persetujuan ini diberikan untuk proses selanjutnya.


Samata, 17 Januari 2017

Pembimbing I



Dr. H. Erwin Hafid, Lc., M. Th. I, m.Ed
NIP : 197409122000031002

Pembimbing II



Andi Asmahwati, S.Pd., M.Pd.
NUP : 9920100351

PENGESAHAN SKRIPSI

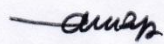
Skripsi yang berjudul *"The Use of Snowball Technique in Teaching Descriptive Text at the Tenth Grade of MAN 1 Sinjai Utara"* yang disusun oleh saudari **Nurhanifa**, NIM: **20400112143**, Mahasiswa Jurusan Pendidikan Bahasa Inggris pada Fakultas Tarbiyah dan Keguruan UIN Alauddin Makassar, telah diuji dan dipertahankan dalam sidang munaqasyah yang diselenggarakan pada hari **Senin, 16 Februari 2017 M** bertepatan dengan **19 Jumadil Ula' 1438 H** dan dinyatakan dapat diterima sebagai salah satu syarat untuk mendapatkan gelar Sarjana Pendidikan (S.Pd) pada Fakultas Tarbiyah dan Keguruan Program Studi Pendidikan Bahasa Inggris dengan beberapa perbaikan.

Samata Gowa, 16 Februari 2017 M
19 Jumadil Ula' 1438 H

DEWAN PENGUJI:
(SK Dekan No 214 Tertanggal 10 Februari 2017)

Ketua	: Dr. Kamsinah, M.Pd.I	(.....)
Sekretaris	: Sitti Nurpahmi, S. Pd., M.Pd	(.....)
Munaqisy I	: Dr. H. Muh. Rusdi T., M.Ag.	(.....)
Munaqisy II	: Dra. Hj. St. Azisah, M. Ed. St., Ph. D	(.....)
Pembimbing I	: Dr. H. Erwin Hafid, Lc., M.Th.I, M.Ed.	(.....)
Pembimbing II	: Andi Asmawati S.Pd., M.Pd.	(.....)

Disahkan oleh:
Dekan Fakultas Tarbiyah dan Keguruan
UIN Alauddin Makassar


} **Dr. H. Muhammad Amri, Lc., M. Ag.**
} NIP. 19730120200312 1 001

ACKNOWLEDGEMENTS



*Alhamdulillah*RabbilAlamin, the researcher would like to praise and express her high gratitude to the God Almighty who has given the blessing, health, power and inspiration and who has led her to finish this thesis.

The researcher realizes that this thesis would not finish without help and the guidance from the other people, so she would like to express the greatest thanks and appreciation for those people. They are:

1. **Prof. Dr. Musafir Pababbari, M.Si.**, the Rector of Alauddin State Islamic University of Makassar.
2. **Dr. H. Muhammad Amri, Lc., M.Ag.**, the Dean of Tarbiyah and Teaching Science Faculty for advice and motivation.
3. **Dr. Kamsinah, M.Pd.I** and **Sitti Nurfaahmi, S. Pd., M.Pd.**, the Head and the Secretary of English Department of Tarbiyah and Teaching Science Faculty of Alauddin State Islamic University (UIN) Makassar who have helped, guided, and supported the researcher.
4. The researcher would like to say her sincere thanks for the guidance and correction to this writing; deeply thanks are expressed to some people, especially to **Dr. H. Erwin Hafid, Lc., M.Th.I, M. Ed** as the first consultant and **Andi Asmawati S.Pd., M.Pd** as the second–consultant who always give advice and guidance.
5. The researcher would like to say thanks to the Headmaster of MAN 1 Sinjai Utara **Dra. Kamriati Anis** and to the English Teacher of MAN 1 Sinjai

Utara, **Drs. Madeali and St. Muflihah Waliah S.Pd.**, who have given their opportunity to conduct this research in MAN 1 Sinjai Utara.

6. The First Grade of MIA1 and IIS1, the researcher would like to say many thanks for their cooperation and their participation during the completion this research.
7. The researcher beloved parents, **Drs. Madeali and Dra. A. Subaedah** for their love, pray, supports, and sacrifices when the researcher was studying at English Department of Tarbiyah and Teaching Science Faculty of Alauddin State Islamic University (UIN) Makassar.
8. The researcher would say special thanks to **Basir** who he always helps and supports the researcher to continue her study in the university.
9. The researcher's brother and sister in English Education Department **PBI 7 and 8** (Academic Year 2012) **Anwar Ibrahim S.Pd., Alfi Lauhin Mahfud S. Pd., Anita Puspita Sari, Iskandar S.Pd** and all friends who could not be mentioned here. Thank for your friendship.

Finally the researcher is sure that this thesis is still far from being perfect so the researcher sincerely appreciates the constructive criticism from the reader.

WaabillahiTaufikWalhidayah

WassalamuAlaikumWarahmatullahiWabarakatu.

Samata, 10 Februari 2017

The Researcher



Nurhanifa

NIM. 20400112143

LIST OF CONTENT

TITLE PAGE	i
PERNYATAAN KEASLIAN SKRIPSI	ii
PENGESAHAN SKRIPSI	iii
PERSETUJUAN PEMBIMBING	iv
ACKNOWLEDGEMENTS	v
LIST OF CONTENTS	viii
LIST OF TABLES	x
LIST OF FIGURES	xi
LIST OF APPENDICES	xii
ABSTRAK	xiii
BAB I PENDAHULUAN	1
A. Background	1
B. Problem Statements.....	4
C. Research	4
D. Research Significance	4
E. Research Scope	5
BAB II LITERATURE REVIEW	5
A. Same Previous Research	6
B. Some Pertinent Ideas.....	6
1. The Concept of Writing	8
a. Definition of Writing.....	8
b. The Importance of Writing.....	10
c. The Characteristic of Writing.....	11
d. The Component of Writing.....	13
2. The Concept of Descriptive Text.....	16
a. Definition of Descriptive Text.....	16
b. The Generic Structure of Descriptive Text.....	16

c. Kind of Descriptive Text.....	16
d. Convention of Descriptive Text	17
e. Strategy of Descriptive Text.....	18
f. Principle of Descriptive Text.....	18
3. Snowball Technique	19
a. Definition of Snowball Technique	19
b. Step in Snowball Technique	19
4. Teaching Writing	20
a. Teaching	20
b. The importance of Teaching.....	21
C. Hipotesis	22
BAB III RESEARCH METHOD	25
A. Research Design.....	25
B. Research Variable	25
C. Research Participants	26
1. Population	26
2. Sample	26
D. Research Instruments.....	27
E. Procedure of Collecting Data	27
1. Pre Test.....	27
2. Treatment.....	28
3. Post Test	28
F. Technique of Data Analysis	29
BAB IV FINDING AND DISCUSSION.....	33
A. Finding	33
B. Discussion	39
CHAPTER V CONCLUSSION AND SUGGESTION.....	42
A. Conclusion	42
B. Suggestion.....	42

BIBLIOGRAPHIES..... 44
APPENDICES 46
CURICULUM VITAE..... 72

LIST OF TABLES

	Page
Table 1 The Distribution of Frequency and Percentage of Score Experimental Class in Pre-test	34
Table 2 The Distribution of Frequency and Percentage of Score Control class in Pre-test	35
Table 3 The Distribution of Frequency and Percentage of Score Experimental Class in Post-test	36
Table 4 The Distribution of Frequency and Percentage of Score Control Class in Post-test	37
Table 5 The Mean Score and Standard Deviation of Experimental Class And Control Class in Pre-test and Post-test	38
Table 6 Distribution the Value of t-Test and t Table	39

LIST OF FIGURE

	Page
Figure 1 Research Design.....	25

LIST OF APPENDICES

	Page
Appendix A : The Row Score of the Students' Pre-test and Post-test in Experimental Class.....	46
Appendix B :The Row Score of the Students' Pre-test and Post-test in Control Class	48
Appendix C :The Mean Score of Experimental Class and Control Class	51
Appendix D : Standard Deviation of Experimental Class and Control Class	52
Appendix E : The Significance Different	54
Appendix F : Distribution of T –Table.....	55
Appendix G : Lesson Plan	56
Appendix H : Research Instrument	67
Appendix I : Documentation	70

ABSTRACT

Name : NURHANIFA
Reg. No : 20400112143
Department : English Education
Faculty : Tarbiyah and Teaching Science
Title : *“The Use of Snowball Technique in Teaching
Descriptive Text at the Tenth Grade of MAN 1 Sinjai
Utara”*
Consultant I : Dr. H. Erwin Hafid, Lc., M. Th. I, M.Ed.
Consultant II : Andi Asmawati, S.Pd., M.Pd.

The objective of this research was to find whether Snowball Technique improve students' writing in Descriptive Text at the Tenth Grade of MAN 1 Sinjai Utara''.

This research employed quasi-experimental namely non-equivalent control group design with pre-test and post-test. There were two variables in this research; they were independent variable (Using Snowball Technique) and dependent variable (Students' writing Descriptive Text).

The population of this research was the Tenth grade of MAN 1 Sinjai Utara which consisted of 163 students. The sample of the research consisted of 40 students which were taken by using purposive sampling, 20 students from X MIA 1 as the experimental class and 20 students from X IIS 2 as the control class.

The instrument used in this research was test. Test was used in pre-test and post-test. The mean score of the pre-test in experimental class was (8.8) and control class was (5.68). The standard deviation of pre-test (5.53) in experimental class and standar deviation of pre-test (2.18) in control class. The data indicated that experimental class was greater than controll class. The data indicated that there was a significant difference between the students' post-test in experimental class and in control class. The mean score of post-test (14.63) in experimental class was greater than the mean score of post-test (7.9) in control class. The standard deviation of post-test (6.56) in experimental class and the standard deviation of post-test in control class (3.82). From t-test, the researcher found that the value of t-test (4.31) was greater than t-table (2.042) at the level of significance 0.05 with degree of freedom (df) = 38.

Based on the finding and discussion of the research, the researcher suggested that Snowball Technique could be used in teaching students' writing. So the researcher concluded that using Snowball Technique was effective to improve writing descriptive text ability and applicable in teaching writing.

CHAPTER I

INTRODUCTION

A. Background

Writing is one of the English language skills which are as an important role not only in a formal situation, but also informal one. Sometimes, people cannot express their opinion, ideas or feelings verbally, but they can express them through writing. People may write in lecture, seminar or in private study and also complete their study. People, especially who live in different distances in time and space, should write and transmit their ideas to other people. The other reason why people need to write is that writing can help to sort out and organize the write random thought, clarify what they think develop their idea to make other people understand easily.

Writing, on the other hand, is learned through a process of instruction: we have to master the written form of the language and to learn certain structures which are less used in speech, or perhaps not used at all, but which are important for effective communication in writing. Byrne (1990: 3) said that, writing is essentially a solitary activity and the fact that we are required to write on our own, without the possibility of interaction or the benefit of feedback, in its ask the act of writing difficult.

Based on the syllabus of state Senior high school, there were some texts that should be learned by the students. Those were recount text, narrative text, procedure text, and descriptive text. The purposes of learning those texts are in order that the students can express the meaning of short functional text and simple

essay in the form of those texts in daily life context to access science and the students can comprehend the meaning of short functional text and simple monologue text in the form of those texts in daily life context.

Based on the primary interviews in MAN 1 Sinjai Utara, especially in the tenth grade, there are four problems faced by the students in writing descriptive text such as the students' lack of vocabulary and grammatical knowledge, the students did not have idea, and the students confused how to start to write descriptive text.

Dealing with these problems, the researcher tried to use the snowball technique so that all students prepared themselves to write, and they could participate. In addition, the teachers needed to assist the students' to achieve their writing competence in order to make their excellent from conversion. According to Herdian (2012), one approach is allegedly able to learn to create conducive learning; active, creative, and fun is using the snowball technique.

Using the Snowball Technique could help to improve students' activities in learning. According to Agus (2009: 128) described that the technique of snowball throwing games is one of the active learning method for the direct attention of learners to the material presented. The use of snowball technique had are advantages and disadvantages. The advantages of a snowball technique is that students are directly stimulated to write stories according to topics, students could be creative in writing the story but could not be separated from the meaning of the story, students would have better understanding the meaning of cooperation in finding a solution to a problem . The students also would continue to be motivated

to improve ability. While, the disadvantages of the snowball technique is take a long time and very dependent on the ability of students to understand the material so that what students master only slightly.

Snowball technique allowed students to think about their own responses to issues and to begin a collaboration process with those around them to consider their thoughts on the same question and the technique is creative and fun. Associated with it writing is a creative process of pouring the mind, ideas, thoughts and feelings of the author, sometimes a person finds it hard to find ideas, and confused how to start writing. Therefore, the researcher completely believed that Snowball technique was an effective method in teaching and improving students' ability in writing.

Based on the background above, the researcher was interested to conduct a research entitled, "***The use of snowball technique in Teaching Descriptive Text at the Eleventh Grade of MAN 1 Sinjai Utara***"

B. Research Problem

Based on the previous background, the Research problems of this research was ‘‘How is the students’ writing Descriptive Text at the Tenth Grade of MAN 1 Sinjai Utara after using Snowball Technique?’’

C. Research Objective

The objective of the research was based on research problem of above that was ‘‘To find whether Snowball Technique improve students’ writing in Descriptive Text at the Tenth Grade of MAN 1 Sinjai Utara’’

D. Research Significance`

This research was expected to give significant contributions, they were:

1.Theoretical Significance

Theoretically, this research was expected to support the existing theories and empirical evidence of the knowledge and principles of teaching English, especially for the achievement of students' writing skills by using Snowball Technique.

2. Practical Significance

a. For Researcher

The attention this research to teach writing using Snowball Techniques. The researcher expected this research will be useful as an experience and can implement this model in English learning process.

b. For Students

The result of the research would bring students interest and enjoy study English by using Snowball Technique, but increase their writing ability. The researcher also expected this strategy can change students' expectation about English.

c. For English Teachers

For English teachers, the findings of this research would be useful to contribute to the development of English language teaching especially teaching writing. And the author expected Snowball Technique could be used as an alternative in presses teaching descriptive text

E. Research Scope

The scope of this study research focused on the use of Snowball Technique in teaching writing ddescriptive text at the tenth grade of MAN 1 Sinjai Utara. The research focused only in two aspects in writing, they were content and organization.

CHAPTER II

REVIEW OF RELATED LITERATURE

A. Previous Related Research Findings

Writing is a process to build an understanding of the written text, learning and thinking have made a lot of research to explore and expose the implementation of various techniques in language teaching. There is the same study that supports this research.

Utami (2014) conducted a research entitled "*Improving Ability in writing Descriptive Texts Trough Brainstorming Techniques for class VIII students at SMPN 1 Pinyugin*" This researcher used mostly qualitative although there were some quantitative data. The results of this study showed that the implementation of brainstorming technique in the writing classes was believed to be effective to improve students' ability in writing descriptive texts. Brainstorming technique helped the students to generate ideas and organize them into paragraphs.

Mustika (2013/2014) conducted a research entitled "*Writing Descriptive Text Tenth Grade SMA N 2 Kudus Year 2013/2014 Academic Writing taught by Using Relay*". This was an experimental research. The research used two groups. The material was descriptive text. The results of this study showed that the implementation of relay in the writing classes was believed to be effective to improve students' ability in writing descriptive texts.

Chairena (2007) conducted a research entitled "*The Use of Pictures to Teach writing descriptive experimental study Text in Eight Years Students SMPN 13 Semarang*". This research used experimental design to gather the data. The

result of this research showed that pictures contribute greatly to the students in writing a descriptive text.

Sumarni (2012) conducted a research entitled "*The Influence of Snowball Throwing strategy on the students' speaking skill at the second year students of SMPN 2 Sumber jaya Majalengka*". This research was quantitative approach. She found that there was a positive and significant influence of using Snowball Throwing because students' speaking skill before using snowball throwing strategy was "good enough". After using snowball throwing strategy, the students' speaking skill become "very good"

Ambarwati (2013) conducted a research entitled "*Implementation of snowball throwing games in improving students activity class XI-3 accounting SMKN 7 Jogjakarta*". This research was classroom action research. The instruments in this research were observation sheets and note fields. The research findings showed that the level of students learning activity can increase with the implementation of snowball throwing games technique in accounting learning process.

From the five researchers finding above, researcher concluded that in teaching writing comprehension by using a method, technique or strategies, that can create student's activities where they will be more motivate and enjoyable to learn the students. There for researcher use the technique of the game can improve students' writing, for the researchers try to use the different techniques in this research namely the snowball technique to improve students' skills in writing, through play activities.

B. Some Pertinent Ideas

1. The Concepts of Writing

a. Definition of Writing

According to Westwood (2008) writing is the active creation of text involves on the one hand lower-order transcription skills such as handwriting, punctuation and spelling, and on the other hand, higher-order-self-regulated thinking processes involved in planning, sequencing and expressing the content. The more automatic the lower-order skills become the more that working memory capacity is available for thinking, composing and revising.

Bennet (2006) states that writing is thinking of paper, thinking is mind at work finding fact, seeing relationship, testing the truth of them, reaching conclusion, forming opinions. In this way, our mind produces a huge variety of ideas and the facts that support them are the material which goes into any pieces of writing. In order senses, writing can be a way of expressing ideas smaller once that is the writer uses words to make a composition.

Linblom in Aco (2010: 6) defines writing as a way of learning to focus our mind on important matters, and learning about them. By writing activity a person can find the solution of difficult problem. In this condition, a writer gives some effort to explore as many ideas as possible and tries to communicate.

Writing is also a process. To make a good writing, a writer has to pay attention some stages in writing process. It is important for the writer because it can help to develop the paragraph clearly.

Writing is not only a process of involving, handling words and sentences and paragraphs as Thomas said but also the more important is, we have to understand how to clarify our thought, deliver ideas into a word and sentence into a paragraph. Byrne (1988: 1) defines writing involves the encoding message of some kind: that is, we translate our thought into language. Basically, writing means producing or reproducing oral message into written language. It involves an active process to organize, formulate and develop the ideas on the paper so that the readers can follow the writer's message as well as in oral form. But we should know that the writing requires and accurate and precise grammar, word choice and spelling, punctuation and vocabulary.

The writer makes a writing certain has a purpose. There are some purposes in writing. According, to Hugo Hurtin in Tarigan (2008: 25-26). Explain the purposes of writing are assignment purpose, altruistic purpose, persuasive purpose, informational purpose, self-expressive purpose, creative purpose and problem solving purpose.

Heaton in Sugiarto (2013: 7) stated that the writers have to meet the minimum criteria of writing to get accurate writing. There are two the minimum criteria of writing to get accurate writing. The first is no confusing errors of grammar or vocabulary; a piece of writing legible and readily intelligible; able to produce simple unsophisticated sentences. The second is accurate grammar, vocabulary and spelling, though possibly with some mistakes which do not destroy communication, expression clear and appropriate.

However Nunan stated in Mustafa (2008: 10) that the successful in writing are mastering the mechanic of letter formation, mastering and obeying conventions of spelling and punctuation, using the grammatical system to convey one's intended meaning, organizing content at the level of the paragraph and the complete text, polishing and revising one's initial efforts and selecting an appropriate style for one's audience.

Based on the definition above, I conclude that the writing is a creative process of expressing ideas or any idea who was inside the mind into written form with a specific purpose.

b. The Importance of Writing

Nowadays, people recognize more and more the importance of writing. In relation to this, Adelstain and Prival (1980) expressed that in all subject in our life or in all professions, the ability to write or express oneself clearly is an essential basic for success. Adelstein said "As soon as you move one step up from the bottom, your effectiveness depends on your ability to reach other through the spoken or written language". There are four usefulness of writing. The first is Writing is a tool for discovering, we stimulate our thought process by unconscious mind. The second, writing generates new ideas by helping to make connection and see the relationship with other aspect. The third is writing helps us to absorbs and process information, and the last is writing enables us to solve problems into written form we can examine and manipulate them.

There are a lot of reasons why writing is important. Some of them were stated by Heaton (1988). They are writing is a tool for discover, we stimulate our

tough process by the act writing into information and image we have our unconscious mind. Writing generates new ideas by helping us to make connection and relationship. Writing helps us to organize our ideas. We can arrange them in coherent form.

Referring of the opinion above, it can concluded that writing as an aspect of English skill can improve our ability such as grammar and mastery of vocabulary. It allows people to express idea freely without pressure and some people tend to write than express orally what they want to say. The most important is writing not only activate brain but also physical dimension, such as eyes and ears are involved in learning process. On the other side, the students are encouraged to read learning material as many as possible, such as books, magazine, and journals to make the writing composition well in order to sharing information with the readers.

The researcher concluded that the important of writing is:

- a) Through writing we can express our idea, especially the feeling to the others without ashamed because the reader is not in front of the writer to have face to face.
- b) People can put their idea, feeling, experiences and knowledge into written form more freely.
- c) Writing helps us to discover exactly how we think and what we think freely.
- d) In the classroom, writing can be used as a technique to help the students interesting in the lesson.

- e) Writing in English is meant to fill the gap that exist between the ability to express ideas, feeling, opinions and other in Indonesia and the ability to express the same thing in English

c. The Characteristic of Writing

There are some characteristics of the good writing as Adelstein and Prival (1980) stated as follow:

- a) Good writing reflects the writers' ability to use the appropriate voice. Even though all good writing conveys the sounds of someone talking else, the voice heard though the writing must also suit purpose and audience of the occasion.
- b) Writing reflects the writers to organize the material into coherent whole so that it moves logically from a central, dominant idea to the supporting points and finally to a consistent ending, conveying to the reader sense of a well thought out plan.
- c) Good writing reflects the writers' ability one possible meaning is the writers' intended one.
- d) Good writing reflects the writers' ability to write the reader interest in the subject and to demonstrate a thought and sound understanding of it.
- e) Good writing reflects the writers' ability to citizens the first draft and receive it. Revision is the key of effective writing.
- f) Good writing reflects the writers' pride in the manuscript the willingness to spell and punctuate accurately and to check the meaning and the grammatical relationship within the sentence before submitting the finished product to the structure of an audience.

- g) Writing down ideas allows as distancing ourselves from them.
- h) Writing helps us to adsorb and process information when we write a topic, we learn it better.
- i) Writing enables us to solve the problem by putting the element of them into written form; we can examine and manipulate them.
- j) Writing on a subject makes us active learners rather those passive learners of information.

d. The Component of Writing

The good writing skill can be analyzed to group and varied skills. Heaton (1988: 135) divided components writing into five main areas. They are grammar, mechanics, vocabulary, content and organization.

a) Grammar

Grammar concerns about the ability to write correct and appropriate sentences. The writer has to give attention for preposition, tenses such as using of verbs, nouns, adjective, also conjunction and articles. It is very important to the writer to clarify the correct usage of point grammar because reader will be difficult to understand it. It has a great influence so, we have to reread and review what we have written.

b) Mechanics

It is related with the ability to use correctly words to the written language such as using of capitalization, punctuation, spelling. It is very important to lead the readers to understand or recognize what the written means to express. The

use of favors able mechanics in writing will make the readers easy to the group to conveying ideas or message of writing

The explanation as follows: a) capitalization, the use of capitalization can clarify the ideas. If the sentences are not capitalized correctly, ambiguous and misunderstanding will appear. It also helps to differentiate from sentences to others. The words which are capitalized at beginning of: the name of people, organization, first and last word of title. b) Punctuation. Punctuation can help the readers to identify should be taken as a unit of meaning and suggest how the units of it relate to each other. c) Spelling. Using of spelling has three rules; they are suffixes addition, plural formation and the change of certain words.

c) Content

The content of writing is about the ability to think creatively and develop thoughts, excluding all irrelevant information. It should be clear to the readers. So, they can understand what the messages convey and gain information from it. Also, the content of writing should be well unity and complete because the characteristic of good writing has unity and completeness.

d) Vocabulary

Vocabulary is an essential part of compose writing. The writes need vocabulary mastery well to express or write their ideas. The effective using of words or vocabulary in writing must be relevant with the topic to let the readers perceive and feel it. Someone who lack of vocabulary will be difficult to compose what they are going to express but appropriate words will help writers to compose writing.

e) Organization

Organization is the ability to develop ideas and topic which relevant in a united form. On the other hand, it concern in ways of writer to arrange and organize the ideas or messages in writing. There are many ways in process of organization writing involves coherence, order of importance, general to specific, specific to general, chronological order and spatial pattern.

2. Concept of Descriptive Text

a. Definition of Descriptive Text

Samsinar (2014) stated the concept of descriptive text. The concept of descriptive text were included definition, principle, convention, strategy, generic structure, kind of descriptive text, and language feature of descriptive text.

She stated that descriptive text is text which lists the characteristic of something or someone and description is a made of expository writing which is relied upon in other expository modes. We sometimes find difficulties in imagining the purely descriptive essay. In a narrative, for example, description can make the setting of characters more vivid; in a process paper it can insure that the audience understands the finished product, regardless of how we use description it is easy to see that it strengthens an essay considerably.

Beside that it also explained about that a sense of impression such as the feel, sound taste and smell. Emotion may be describes like feeling happiness, fear loneliness, gloom and joy. Description also helps the readers understand the text through their imagination and visualize a scene or person, or to understand a emotion.

Based on the definition above, I conclude that the descriptive text is an article or text that describes the properties inherent in something, be it humans, animals, plants, or inanimate objects such as houses, cars and so forth.

b. The generic structure of descriptive text

In getting easy to write a descriptive text, we have to know about the generic structure of descriptive text:

- 1) Identification, identifying the phenomenon to be described. Statement that describe the object that we will describe generally. The statement must be interesting, so it the reader will be interested to read completely. Using the objective or degree of comparison.
- 2) Description, giving description about the subject that we can be describe. Describing the phenomenon in parts, such as tenses (present tense/present perfect tense), verb (be, have, linking verb) and using the adjective that is used for describing the condition of object.

c. The kind of descriptive text

As a concept of writing, Samsinar (2014) identified descriptive text into three kinds, they are describing place, people and thing.

- a) Describing place, description of place is a text that describe the place looks, such as the condition, the situation etc.
- b) Describing person, description of place is a text to describe the person looks, such as the face, body, behavior etc.
- c) Describing thing, description of place is a text that describe the thing looks, such as the condition, the function etc.

d. The convention of descriptive text

There are four convention of descriptive text:

- 1) Descriptive essay relies on concrete, sensory detail to communicate its point, remember; we have five sense no one or two.
- 2) The author for descriptive essay must carefully select to support the dominant impression. In other words, the author has license details which are incongruent with the dominant impression unless the dominant impression is one which point out the discrepancies.
- 3) Description very often relies on emotion to convey its point. Because of this, verb, adverbs, and adjective convey more to the reader than do nouns
- 4) Unless the description is objective, you must be sure that the dominant impressions convey an attitude.

e. Strategy in writing descriptive text

In writing descriptive text, as the writer we have to know about the strategies in writing descriptive text. Samsinar (1983) stated that there are some strategies in writing descriptive text, they are:

- 1) Trying giving all details first, the dominant impression then is built from the details.
- 2) Checking your details to be sure that they are consistent with the dominant impression. You might even want to write down the five of sense on a scratch piece of paper and check to see that you have covered them all.

- 3) Tying moving your reader through space and time chronologically. For instance, you might want to describe the rain ride from start to destination, or a stream from its source to the points at which it joins the river.
- 4) Using a then- and-now approach to show decay, change, or improvement the house where you grew up might now be rambling shack. The variation on the strategies was endless.
- 5) Selecting an emotion and try to describe it, it might be more difficult started, but if can be worthwhile.

f. The principle of descriptive text

There are three characteristic of purely descriptive essay which are worthy of remembering, they are;

- 1) A descriptive essay has one, clear dominant impression, if, for example you are describing a snowfall, it is important for you to decide and to let your reader know if it is threatening or lovely; in order to have one dominant impression it cannot be objective or subjective, giving the author's selection of detail and thereby made clear to the reader in the thesis sentence.
- 2) A descriptive essay can be objective or subjective, giving the author a wide choice of tone, diction and attitude. For instance, an objective description of one's dog would mention such facts as weight, height, coloring and so forth. A subjective description would include the above detail, but would also stress the author's feeling toward the dog, as well as its personality and habits.

- 3) The purpose of purely descriptive essay is to involve the reader enough so he can actually visualize the things being described. Therefore, it is important to use specific and concrete details.

3. Concept of Snowball Technique

a. Definition of Snowball Technique

This technique allows students to think about their own responses to issues and to begin a collaboration process with those around them to consider their thoughts on the same question. It is a useful way of encouraging less vocal pupils to share ideas initially in pairs and then in larger groups.

b. Step in Snowball Writing

Tell them this story will be written collaboratively. Writer first will be responsible for starting the story. In the beginning of stories authors usually tell the reader about the setting, characters, and setting the plot. The amount of time for writing is up to the individual teacher, but I would suggest putting a time limit on it (10-15 minute is what I use). Once the time limit is up- pencils go down.

Once the first writing is complete, have students crumple up the paper into a ball and throw it to the front of the classroom. Everyone goes up to the front to grab a snowball and return to their desks. Ask the students to smooth the paper out, look at their new picture, and read the story so far. They will be continuing the story. The second write will be responsible for continuing the plot developing the characters further, and introducing conflict. Again, after this writing is complete, ask them to crumple and throw again for the last time.

Ask the third writer to take their new story and look at the image and read the story up to this point. The last writer will try to tie up the loose ends and bring the story to a close.

After all these writings are complete the rough draft of the story goes back to the first original writer. This will become their story. They are responsible for doing all of the editing, changing, revising. They may add information are done ask students to write a good copy of their story to submit and read to the class.

4. Teaching Writing

a. Teaching

Teaching and learning are causally tightly bound activities. Teaching cannot be defined apart from learning. Dewey (in Labaree, 2000) compares teaching to selling commodities; no one can sell unless someone buys. There is the same exact equationn between teaching and learning as there is between selling and buying.

According to Brown (2007: 8), teaching can be defined as showing or helping someone to learn how to do something, giving someone instructions, guiding someone in study or something, providing someone with knowledge, and causing someone to know or understand. In addition, he states that teaching is guiding and facilitating learning, enabling the learner to learn, and setting the conditions for learning. He also breaks down the components of the definition of leaning, it can be extracted the domains of research and inquiry as follows.

- a. Learning is acquisition or “getting”.

- b. Learning is retention of information or skill.
- c. Retention implies storage systems, memory, and cognitive organization.
- d. Learning involves active, conscious focus on and acting upon events outside the organism.

In conclusion, teaching is an activity that cannot be separated from learning. Teaching can only happen when there is someone who learns. Teaching means enabling someone to acquire information or skill.

b. The Importance of Teaching Writing

As writing is one of four basic skills in learning English, it becomes so important. It is the primary tool for recording and organizing knowledge into the printed notes. Writing is not an instant skill, it needs more practices to coordinate our brain to think the ideas, our fingers to write the words or to press the keys, and perhaps our eyes to read.

Harmer in Mayangsari (2011: 20) states that the best way to get better in writing is to write. The students need more practices to have their improvement in their writing. Here, the teacher plays an important role to give them adequate skill, time, and practices on it. It means that the teacher should spend more time in the lesson plan of writing because it needs more practices for the students.

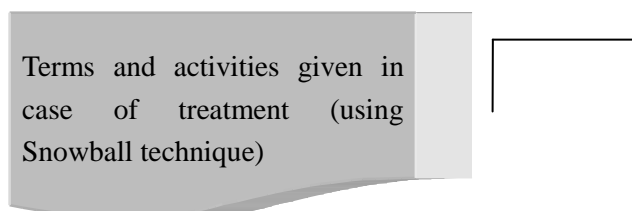
Moreover, second language writing should go beyond skill-getting or practicing what has been learned in the classroom. Here, the teacher's role is needed to guide the student in writing. The teacher in teaching writing should have been clear on what she or he wants to develop. So, a certain method is needed to guide the teacher to transfer knowledge about writing.

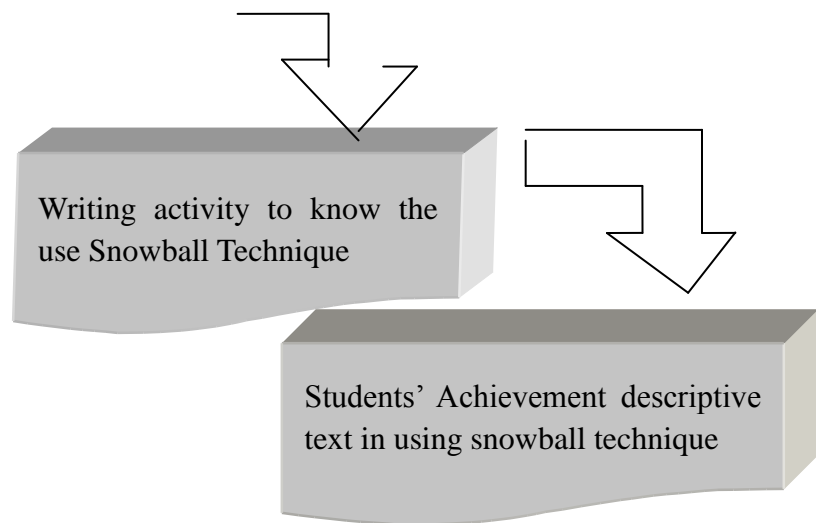
According to Harmer in Mayangsari (2011:20), the reasons for teaching writing to students of English as a foreign language include reinforcement, language development, learning style and most importantly, writing as a skill in its own right. Reinforcement means some students acquire languages in a purely oral/aural way, but most of them benefit greatly from seeing the language written down. Students often find it useful to write sentences using new language shortly after they have studied it. Language development means it deal with the process of writing itself. The mental activity the students have to go through in order to construct proper written texts is all part of the ongoing learning experience. Learning style means writing is appropriate for learners who produce in a slower way. Writing as a skill means by far the most important reason for teaching writing is that is a basic language skill, just as important as speaking, listening, and reading.

Depend on some statements, so the researcher try to make an assumption that writing skill is very important by the students. Writing can help the students to learn. Practices are needed to coordinate brain, fingers, eyes, and ears the same time.

C. Theoretical Framework

The theoretical framework underlying this research will give in following diagram:





In the diagram above, input, process, and output are briefly clarified in the following:

- a. Input: something to do with any activities and terms that would be committed as treatment within the class during the research by using Snowball Technique.
- b. Process: it refers to writing activity given whose aims to know the influence of Snowball Technique to the student's skill in writing activity
- c. Output: it refers to Students' descriptive text in using snowball technique

D. Hypothesis

1. Null hypothesis (H_0) :

1. There is no significant difference the students' descriptive text by using Snowball of experimental and control group.
2. The statistic hypothesis formula is:

$$H_0 = \bar{x} - \bar{x}_2 = 0, \text{ or } \bar{x}_1 = \bar{x}_2$$

2. Alternative hypothesis (H_1) :

1. There is a significant difference the students' descriptive text by using Snowball of experimental and control group.
2. The statistic hypothesis formula is:

$$H_a = \bar{x}_1 - \bar{x}_2 > \text{ or } \bar{x}_1 > \bar{x}_2$$

CHAPTER III
RESEARCH METHOD

A. Research Design

This chapter presents the research methodology of this research. The discussion involved; research design, research variable, population and sample, research instrument, data collection procedure, and data analysis technique.

A. *Research Design*

This research was quantitative research. The researcher use Quasi-Experimental Design with Nonequivalent Control Group Design. Creswell (2009: 160) stated that in this design, a popular approach to quasi-experiments, the experimental group A and the control groups B are selected without random assignment. Both groups take a pre-test and post-test. Only the experimental group receives the treatment. This method was used to see the significant difference before and after applying Snowball technique in learning writing. The researcher determined the control and experiment class, and gives the students pre-test and post-test. Post-test was given after giving treatment. Treatment applied for the experiment class and there wasn't treatment for the control class. The effectiveness can be seen by comparing pre-test and post-test, and gained scores between both classes.

The research design was presented as follow:

Experimental : 01	X	02
Control Group 03		04

Notes:

- O_1 = pre-test for experimental group
- O_2 = post-test for experimental group
- O_3 = pre-test for control group
- O_4 = post-test for control group
- X = treatment

(Sugiyono, 2011)

B. Research Variables

The kinds of variable that correlated with the research design consist of two variables they were independent and dependent variable.

1. Independent variable

Independent variable is a variable that influenced another variable to achieve what is expected by researcher. In this research, the independent variable was the use of snowball technique.

2. Dependent variable 23

Dependent variable is the result that expected through implement of the independent variable. The dependent variable that observed in this research was students' Writing Descriptive Text.

C. Research Participant

1. Population

The population as a whole aspect of certain characteristics, phenomenon, or concept into the lime light (Tiro, 2012). The population in this research was from

the Tenth grade MAN 1 Sinjai Utara. There were six classes of this school, which consist three majors. They were X MIA, which consist of 23 students, XMIA 2 consist of 22 students, X MIA3 consist of 24 students, X IIS1 consist of 32 students, X IIS2 consist of 33 students and X Religion consist of 29 students. The total number of population was 163 Students.

2. Sample

Sample will be taken from a number of members of the population (Tiro, 2011). He continued that the number of samples given by the amount of data or observations in the sample itself. Thus, the researchers used a non-probability sampling techniques, also called intentional sampling or purposive sampling as an approach. Researcher chooses one class as an Experimental Class and one as the ccontrol class. In experimental class were 20 students and control class are 20 students. The totals of sample were 40 students.

Other than that they are students' friendly evident when the researcher came to their school to observe and conduct the initial interview process and the fierce competition between the two majors, it makes researcher were interested in conducting research in class X MIA 1 and X IIS 1.

D. Research Instrument

The instrument in this research was test. The test was conducted in *pre-test* and *post-test* (competence test). For pre-test, the researcher gave the students a paper with 3 pictures. The instruction of the paper is to choose one of the pictures and write the description of the chosen picture of the form of post- test was same as pre-test.

E. Data Collecting Procedure

The procedure of collecting data described as follow:

a. Pre-test

In the first meeting, pre-test was given to the students before doing the treatment, to know their basic knowledge about writing. Type of the test was descriptive writing. The researcher asked the students to write based on picture. They had to describe what happen in the picture.

b. Treatment

After being given the pre-test, the students were treated by using Snowball Technique. The treatment was held within six meetings. Before giving treatment, the researcher explained what the students need to do. The steps in teaching writing Descriptive text by using Snowball Technique were described as follows;

1. The researcher introduced the purpose of Snowball technique
2. The researcher explained the important of using Snowball technique in writing.
3. The researcher gave writing material and asks them to write according to the topics that have been shared by researchers.

The treatment processes using snowball technique in teaching writing descriptive text are adapted from teacher pay teachers/Store/Presto-Plans (2013).

These stages are:

1. Each student gets one of the 30 pre-made worksheets with a different visual story starter. They begin writing the story.

2. After an allotted amount of time, writer one crumples their story up into a "snowball" and throws it to the front of the room.
3. Everyone went to the front to grab a snowball and they continue to story!

c. Post-test

Post-test was given after treatment to the experimental class aims to measure whether the use of Snowball technique can improve the students' writing ability in descriptive text. The purpose of post test was to know the Students' achievement in writing after applying Snowball technique.

F. Data Analysis Technique

The data collected through the test would be analyzed through quantitative analysis. To get score, the researcher used scoring scale as suggested by Brown (2004):

1. Scoring and cclassifying the students score

Table1. *Table of Content*

No	Classification	Scale	Criteria
1	Excellent to good	20 – 18	Assay addresses the assigned topic, the ideas are concrete and thoroughly developed: no extraneous material; essay reflects thought.
2	Good to adequate	17– 15	Essay addresses the issues but misses some points; ideas could be more fully developed; some extraneous material is present.

3	Adequate to fair	14-12	Development of idea not complete or essay is somewhat off the topic; paragraphs aren't divided exactly right
4	Unacceptable- not	11-6	Ideas incomplete; essay does not reflect careful thinking or was hurriedly written; inadequate effort in area of content.
5	College – level work	5-1	Essay is completely inadequate and does not reflect college-level work; no apparent effort to consider the topic carefully.

(Brown, 2004)

Table 2.*Table of Organization*

No	Classification	Scale	Criteria
1	Excellent to good	20 – 18	Appropriate title, effective introductory paragraph, topic is stated, leads to body; transitional expressions used; arrangement of material shows plan (could be outlined by reader); supporting evidence given for generalizations; conclusion logical and complete.
2	Good to adequate	17– 15	Adequate title, introduction, and conclusion; body of essay is acceptable, but some

			evidence may be lacking, some ideas aren't fully developed; sequence is logical but transitional expressions may be absent or misused.
3	Adequate to fair	14-12	Mediocre or scant introduction or conclusion; problems with the order of ideas in body; the generalizations may not be fully supported by the evidence given; problems of organizations interfere.
4	Unacceptable- not	11-6	Shaky or minimally recognizable introduction; organization can barely be seen; severe problems with ordering of ideas; lack of supporting evidence; conclusion weak or illogical; inadequate effort at organization.
5	College – level work	5-1	Absence of introduction or conclusion; no apparent organization of body; severe lack of supporting evidence; writer has not made any effort to organize the composition (could not be outlined by reader).

(Brown, 2004)

2. The formula used in computing the mean score of the students was

$$\bar{X} = \frac{\sum X}{N}$$

Where:

\bar{X} = Mean score

$\sum X$ = Sum of all score

N = Total number of students

(Tiro, 2011)

3. The formula used in calculating the standard deviation was

$$SD = \sqrt{\frac{SS}{n-1}}, \text{ where } SS = \sum X^2 - \frac{(\sum X)^2}{n}$$

Where:

SD = standard deviation

SS = the sum of square

n = total number of the subjects

$\sum X^2$ = the sum of all square; each score is squared and all the squares are added up

$(\sum X)^2$ = the square of the sum; all the scores are added up and the sum is square

(Tiro, 2011)

4. The formula used in finding out the difference between students' score in pre-test and in post-test was:

$$t = \frac{\overline{X^1} - \overline{X^2}}{\sqrt{\left(\frac{SS_1 + SS_2}{n_1 + n_2 - 2}\right)\left(\frac{1}{n_1} + \frac{1}{n_2}\right)}}$$

Where:

$\overline{X^1}$ = Mean score of experimental group

$\overline{X^2}$ = Mean score of control group

SS_1 = Standard Deviation of experimental group

SS_2 = Standard Deviation of control group

n_1 = Total number of experimental group

n_2 = Total number of control group

(Tiro, 2011)

CHAPTER IV

FINDING AND DISCUSSION

This chapter particularly presents the findings of the research which were presented as data description, and the discussion of the findings reveals argument and further interpretation of the findings. In this chapter, the reseracher analyzed the data consisting of the result of pre-test and post-test either in experimental class or control class.

A. Findings

The findings of the research were based on the results of the data analysis. The data analysis was used to collect data. The writing test consisted of pre-test and post-test. The pre-test was given to find out the students' writing ability before presenting Snowball Technique, and the post-test was given to find out the improvement of the students' writing ability after giving the treatment.

1. The Classification of Students' Pre-test Scores in Experimental and Control Class

The next page table shows the distribution of frequency and percentage of final score of students' writing ability at the Tenth Grade of MAN 1 SinjaiUtara pre-test and post-test in experimental class.

Table 1
The distribution of frequency and percentage score of
experimental classscore in pre-test

No	Classification	Scale	Frequency	Percentage	F	P
			Content		Organization	
1	Excellent to good	20 – 18	1	5%	0	0%
2	Good to adequate	17– 15	4	20%	1	5%
3	Adequate to fair	14-12	5	25%	3	15%
4	Unacceptable- not	11-6	7	35%	12	60%
5	College – level work	5-1	3	15%	4	20%
	Total		20	100%	20	100%

Table 1 above shows the rate percentage of score of experimental class in pre test from 20 students. The table shows the most of the student had poor ability in writing descriptive. 1 (5%) of the student obtained in content excellent to good score in content, 4 (20%) students obtained good to adequate score, 5 (25%) students obtained unacceptable-not score, 7 (35%) and 3 (15%) students obtained College-level work score. None of the student obtained excellent score to organization. There was none student obtained Excellent to good score, 1 (5%) student obtained good to adequate score, 3 (15%) students obtained unacceptable-not score, 12 (60%) and 4 (20%) students obtained College-level work score.

Table 2
The distribution of frequency and percentage of
control classscore in pre-test

No	Classification	Scale	Frequency	Percentage	F	P
			Content		Organization	
1	Excellent to good	20 – 18	0	0%	0	0
2	Good to adequate	17– 15	0	0%	0	0
3	Adequate to fair	14-12	6	30%	0	0
4	Unacceptable- not	11-6	12	60%	12	60%
5	College – level work	5-1	2	10%	8	40%
	Total		20	100%	20	100%

Table 2 shows the rate percentage of score of control class in pre test from 20 students, none of the students obtained excellent score to content, there was none student obtained Excellent to good score, none student obtained good to adequate score, 6 (30%) students obtained unacceptable-not score, 12 (60%) and 2 (10%) students obtained College-level work score. None of the student obtained excellent score to organization. There was none student obtained Excellent to good score, none students obtained good to adequate score, none students obtained unacceptable-not score, 8 (40%) and 20 (60%) students obtained College-level work score. Based on the table 1 and 2, it can be concluded that the rate percentage in pre test for experimental class was higher than the rate percentage for control class.

2. The Classification of Students' Post-test Scores in Experimental and Control Class.

The following table shows the distribution of frequency and percentage of final score of teaching writing descriptive text at the Tenth grade of MAN 1 Sinjai Utara in post-test for experimental and control class.

Table 3
The distribution of frequency and percentage of experimental classscore in post-test

No	Classification	Scale	Frequency	Percentage	F	P
			Content		Organization	
1	Excellent to good	20 – 18	14	80%	1	5%
2	Good to adequate	17– 15	4	20%	7	35%
3	Adequate to fair	14-12	2	10%	10	50%
4	Unacceptable- not	11-6	0	0%	2	10%
5	College – level work	5-1	0	0%	0	0%
	Total		20	100%	20	100%

The table shows that the number of students had improvement in writing descriptive text. The rate percentage of score of experimental class in post-test to content from 20 students as table 3 above shows that there were 14 (80%) student obtained Excellent to good score, 4 (20%) students obtained good to adequate score, 2 (10%) students obtained unacceptable-not score, noneand none students obtained College-level work score. None of the student obtained excellent score to organization. There were 1 (5%) student obtained Excellent to good score, 7 (45%) students obtained good to adequate score, 10 (50%) students obtained

unacceptable-not score, 2 (10%) and none student obtained College-level work score.

Table 4
The distribution of frequency percentage of control classscore in post-test

No	Classification	Scale	Frequency	Percentage	F	P
			Content		Organization	
1	Excellent to good	20 – 18	0	0%	0	0%
2	Good to adequate	17– 15	1	5%	0	0%
3	Adequate to fair	14-12	8	40%	0	0%
4	Unacceptable- not	11-6	8	40%	13	65%
5	College – level work	5-1	3	15%	7	35%
	Total		20	100%	20	100%

The table above shows that the students had poor ability in writing descriptive text. While, the rate percentage of score of control class in posttest to content from 20 students as table 4 above shows that. There were none student obtained Excellent to good score, 1 (5%) students obtained good to adequate score, 8 (40%) students obtained unacceptable-not score, 4 (80%) and 3 (15%) students obtained College-level work score. None of the student obtained excellent score to organization. There were none student obtained Excellent to good score, none student obtained good to adequate score, none student obtained unacceptable-not score, 13 (65%) and 7 (35%) students obtained College-level work score.

Based on the result above, it can be concluded that the rate percentage in post-test for experimental class was greater than rate percentage in control class.

Although for both of the class improved. But it can be seen in the table 3 and 4. In experimental in the part content class none of student obtained unacceptable-not and college-level score, while in the part Organization class there were 2 (10%) unacceptable-not and none college-level. While in control class in the part content there were 8 (40%) students obtained unacceptable-not and there were 3 (15%) students obtained college-level, while in the part Organization class there were 13 (65%) unacceptable-not and there were 7 (35%) college-level.

3. The Mean Score and Standard Deviation of Experimental Class and Control Class in Pre-test and Post-test

After calculating the result of the students score, the mean score and standard deviation of both classes can be presented in the followingtable.

Table 5
The mean score and standard deviation of experimental class and controlled class in post-test

Class	Pre-test		Post-test	
	Mean Score	Standard Deviation	Mean Score	Standard Deviation
Experimental	8.8	5.53	14.63	6.56
Controll	5.68	2.18	7.9	3.82

The table above shows that, the mean score of experimental class in pre-test was (8.8) and the standard deviation of experimental class was (5.53), and the mean score of control class in pre-test was (5.68) and its standard deviation was (6.56). While the mean score of experimental class in post-test was (14.63) and the standard deviation of experimental class was (2.18), and the mean score of control class in post-test was (7.9) and its standard deviation was (3.82). The

significant score between experimental and control class can be known by using t-test. The result of t-test can be seen in table 6 as following table.

Table 6
Distribution the value of t-test and t-table

Variable	t-test value	t-table value
Posttest	4.31	2,042

The table above shows that t-test value was greater than t-table. The result of the test shows there was significant difference between t-table and t-test ($2.021 < 4.31$), it means that, t-table was smaller than t-test.

The result of the t-test statistical analysis shows that there was significant difference between the experimental class who obtained treatment by using snowball technique in teaching writing. The statement was proved by the t-test value (4.31) which higher than t-table value (2.042), at the level of significance 0.05 and the degree of freedom $(N_1 + N_2) - 2 = (20 + 20) - 2 = 38$.

B. Discussion

Snowball Technique is a suitable strategy applied in the classroom in teaching writing descriptive text. This strategy helped the students to improve their writing ability. The students improved their self-confidence and reduced their anxiety through Snowball Technique in writing process. By applied Snowball process, the students had appropriate behaviors in writing process., regulating and problem solving in Snowball Technique process had great effect in learning process toward completion writing task.

In this research, several things have been inferred logically. First, for both classes, they were inclined to have similar problems in writing process. For

example, when they were conducting a pre-test, most of them had inadequate and failing score. Second, before applying Snowball Technique in experimental class, the students' ability was very difference. Most of the students were in the lowest level; Adequate to fair and unacceptable-not score, the least of them were in adequate, excellent to good and good to adequate score. Third, after applying Snowball Technique, students in experimental class showed their improvement. Most of them are in excellent, good, and adequate score. On the other hand, none of them was in the inadequate and failing score.

Analysis of the mean score gap in the post-test between the experimental and control class ensured if the strategy used was effective. The mean score of the experimental class was 14, 63 and, 7.9 for control class. It means the gap of the students' score of the experimental and control class is 6, 73. The explanation of the gap between the two classes indicated that the experimental class showed high improvement than the control class.

To sum up, based on the result of this research, which shows the students' scores were much higher after the treatment in experimental class using Snowball Technique. The use of Snowball Technique was surely beneficial to improve the students' writing ability. Same statemen's from experts that can support this thesis. According to Herdian (2012), one approach is allegedly able to learn to create conducive learning; active, creative, and fun is using the snowball technique. Addition, Agus (2009: 128) describe the technique of snowball throwing games is one of the active learning method for the direct attention of learners to the material presented.

In summary, the researcher asserted that Snowball Technique is one of various strategies that useful in teaching writing descriptive text. There were some points that make Snowball Technique in teaching writing Descriptive Text was effective. They were: the student was able to control their anxiety during the writing in classroom. It could increase students' confidence by introducing them the topic of Descriptive text materials. It could help the students to predict the learning material while writing descriptive text. The students were easy to overcome their problems in learning because they were able to share and look for solutions in after writing process. The students were able to verify all points they were not understand. The students were able to make paragraph descriptive text according to picture. The students had a plan for writing task that made the students able to solve their lack in writing process.

CHAPTER V

CONCLUSION AND SUGGESTION

This chapter presents the conclusions as well as few suggestions of this study. Suggestions and conclusions were taken based on findings in this research.

A. Conclusion

Based on the result of the data analysis, research findings, and discussion in the previous chapter, the researcher concluded that:

Teachings writing Descriptive text by using Snowball Technique to the Tenth Grade of MAN 1 Sinjai Utara was improve significantly. It means that the research hypothesis (H_a) was accepted. The improvement can be seen through the statistical analysis that t-test value (4.31) was greater than t-table value (2.042). The points that make Snowball Technique in teaching writing Descriptive Text effective are “Learning stages in Snowball Technique were able to increase students’ confidence and writing ability. The students were able to reduce their anxiety during writing process so they can focus intensely to the material”.

B. Suggestions

Considering the conclusion above, the researcher puts forward some suggestions as follows:

1. Snowball Technique is suggested to use this strategy for teacher as an appropriate strategy in teaching students’ Writing Descriptive Text.
2. Snowball Technique is suitable for the beginner in English to increase their writing ability.

3. Snowball Technique is suitable to reduce anxiety and increase self-confidence in English especially in learning writing.
4. Snowball Technique is not only can be used for the beginner but also for all level.
5. Using Snowball Technique was proven effective in teaching students' writing, so it is suggested for further researcher to find out the significance of Buzzword Technique in other English skills and levels.

BIBLIOGRAPHY

- Agus Suprijono. Cooperative Learning. *Teori dan Implikasi. PAIKEM*. Yogyakarta: Pustaka Belajar. 2009
- Arikunto, Suharsimi. *Prosedur Penelitian; Suatu Pendekatan Praktek*. Jakarta: PT. RinekaCipta. 2013.
- Aco, A. *Using Development Appropriate Practice Theory in Improving students Descriptive Writing Ability of the First Year Students SMA Negeri 1 Majauleng. Thesis*. Makassar: UIN Alauddin Makassar. 2010.
- Adelstein, M.E., Prival. *The Writing Commitment*. 2nd. New York: Harcourt Brace Jovanovich. Inc. 1980.
- Ambarwati, Tri Jayanti Rukmana. *Implementation of snowball throwing games in improving students activity class XI–3 accounting SMKN 7 Jogjakart. Thesis*. Yogyakarta state University. 2013
- Bennet, L. *The Nature of Writing. Rozelle*. NSW: Primary English Teaching Association. 2006.
- Brown, Douglas H. *Language Assessment; Principles and Classroom Practice*. Unites States of America: Pearson Education, Inc. 2003.
- Byrne, Donn .*Longman Handbooks For Language Teachers Teaching Writing Skill* New Edition. Unitted Kingdom, J. H. 1998.
- Chairena, MeySetya. *The Use of Pictures To Teach writing descriptive experimental study Text In Eight Years Students SMPN 13 Semarang. Thesis*. State University of Semarang. 2007.
- Depdikbud. *Petunjuk pelaksanaan proses belajar dan petunjuk pelaksanaan sistem pendidikan*. Jakarta; Depdikbud. 2014.
- Gay, L.R. *Educational Research Competencies for Analysis and Applications*. Second Edition. Florida International University. Ohio, bell and howell company. 1981.
- Heaton. J. B. 1988. *Writing English Language Test*. New York: Longman Inc.
- Mustafa, F. “*Enhancing The Students’ Writing Ability Through Describing Table at The Third Year Students of MA.Madani Alauddin Pao-Pao* ” Thesis of Bachelor Degree, Faculty of Tarbiyah and Teaching Science, UIN Alauddin Makassar. Makassar. 2008.
- Org, Enschool . “ *Printing Double Sided-Snowball Writing Pdf*”. 20 oktober 2013. <http://www.teacherspayteachers.com/Store/Presto-Plans/2017>.
- Sugiarto. *Improving the Students’ Writing Ability through Four Square Writing Method at the Second Grade of Soppeng Riaja Junior High School, Barru Region. Thesis*. Universitas Alauddin Makassar 2014.
- Sugiyono. *Metode Penelitian Pendidikan*. Cet. XII; Bandung: Alfabeta. 2011.

- Sumarni, Nani. *The influence of snowball throwing strategy on the students' speaking skill at the second year students of smpn 2 sumberjaya – majalengka. Thesis Islamic Studies Cirebon.* 2012.
- Samsinar. *The use of field trips method in teaching writing descriptive text of the second year students of SMA Negri 2 Libureng Bone. Thesis. Universitas Alauddin Makassar.* 2014.
- Tiro, Muhammad Arif. *Dasar-dasar Statistika; Edisi Ketiga.* Makassar: Andira Publisher. 2011.
- Utami Tossi Ana Ari. *Improving Ability in Writing Descriptive Texts Through Brainstorming Techniques for class VIII students at SMPN 1 Pinyugin. Thesis. Univesity Yogyakarta* 2014.
- Mustika Ulfa. *Writing Descriptive Text Tenth Grade SMA N 2 Kudus Year 2013/2014 Academic Writing taught by Using Relay. Thesis Maria Kudus* 2013/2014.
- Westwood, P. *What Teachers Need to Know about Reading and Writing Difficulties.* Victoria Australia: Acer Press. 2008.

APPENDIX A
The Row Score of the Students' Pre-test and Post-test
In Experimental Class

No	Respondents	Pre-test		Post-test	
		Content	Organization	Content	Organization
1	Alfirah Ramadhani	13	8	20	15
2	Nurwahidah	12	6	18	15
3	Maya Sari	15	6	18	12
4	Dian Magfirah	15	8	20	15
5	Mustari	16	6	20	18
6	Nurduha	13	12	18	15
7	M. Syahrul	12	11	19	14
8	Fajri	18	15	15	12
9	Alfina Indah Sari	7	6	20	13
10	Mustaran Musdar	10	12	18	15
11	Andi Rahmat Hidayat	9	10	17	12
12	Dzaky Ramadhany	2	1	18	15
13	Syute	6	3	18	12
14	Muhammad Salman	10	6	14	12
15	RestiAryani	16	12	17	11
16	ST. Aminah	10	6	15	13
17	Safirah	12	6	18	14
18	NurFajar	6	6	18	12
19	Nurul Ramadhani	5	2	19	12
20	Asyari Adnan Prayudi	2	1	12	6
Total		209	143	340	245
		176		292.5	
Mean Score		8.8		14.63	

No	Respondents	Pre-test		Post-test	
		Content (x ²)	Organization (x ²)	Content (x ²)	Organization (x ²)
1	Alfirah Ramadhani	169	64	400	225
2	Nurwahidah	144	36	324	225
3	Maya Sari	225	36	324	144
4	Dian Magfirah	225	64	400	225
5	Mustari	256	36	400	324
6	Nurduha	169	144	324	225
7	M. Syahrul	144	121	361	196
8	Fajri	324	225	225	144
9	Alfina Indah Sari	49	36	400	169
10	Mustaran Musdar	49	144	324	225
11	Andi Rahmat Hidayat	100	100	289	144
12	Dzaky Ramadhany	4	1	324	225
13	Syute	36	6	324	144
14	Muhammad Salman	100	36	196	144
15	Resti Aryani	256	144	289	121
16	ST. Aminah	100	36	225	196
17	Safirah	144	36	324	169
18	NurFajar	36	36	324	144
19	Nurul Ramadhani	25	4	361	144
20	Asyari Adnan Prayudi	400	1	144	36
Total		2955	1306	6282	3569
		2130.5		4952.5	
Mean Score		106.53		246.28	

APPENDIX B
The Row Score of the Students' Pre-test and Post-test
In Control Class

No	Respondents	Pre-test		Post-test	
		Content	Organization	Content	Organization
1	Fitri Febrianti	6	6	11	6
2	Qismah	8	6	12	6
3	Mustakim	12	7	15	9
4	Widyah Amalia M	10	6	13	8
5	Muh. Fauzan	7	5	6	5
6	Safitri	12	7	12	6
7	Rostika	12	7	12	6
8	Nurul Amalia	8	5	6	6
9	irwinsyah	5	2	2	1
10	Saskia Febrianti	12	6	15	10
11	Nur Azizah	7	5	7	5
12	Akbar Tahan	6	8	11	6
13	A.Riski Saputra	12	7	12	6
14	Megawati Haris	6	3	14	11
15	Muh. Fajri Yusuf	12	6	5	2
16	Hasti	6	5	14	6
17	Yuyung	6	5	11	6
18	Safira Defrianti	10	6	6	4
19	A. Al fadriw	9	6	11	5
20	Muh. Fajri Yusuf	2	1	5	2

Total	168	109	200	116
	113.5		158	
Mean Score	5.68		7.9	

No	Respondents	Pre-test		Post-test	
		Content (x ²)	Organization (x ²)	Content (x ²)	Organization (x ²)
1	FitriFebrianti	36	36	121	36
2	Qismah	64	36	144	36
3	Mustakim	144	49	225	81
4	WidyahAmalia M	100	36	169	64
5	Muh. Fauzan	49	25	36	25
6	Safitri	144	49	144	36
7	Rostika	100	49	144	36
8	NurulAmalia	64	25	36	36
9	irwinskyah	25	4	4	1
10	SaskiaFebrianti	144	36	225	100
11	NurAzizah	49	25	49	25
12	Akbar Tahan	46	64	121	36
13	A. RiskiSaputra	144	49	144	36
14	Megawati Haris	36	9	196	121
15	Muh.Fajri Yusuf	144	36	25	4
16	Hasti	36	25	196	36
17	Yuyung	36	25	121	36
18	SafiraDefrianti	100	36	36	16
19	A. Alfadriw	81	36	121	5
20	Muh. Fajri Yusuf	4	1	25	2
Total		1546	651	2282	768
		1098.5		1525	

Mean Score	54.93	76.25
-------------------	--------------	--------------

APPENDIX C

The Mean Score of Experimental Class and Control Class

A. Experimental Class

1. Pre-test

$$\bar{X}_1 = \frac{\Sigma X}{N}$$

$$\bar{X}_1 = \frac{176}{20}$$

$$\bar{X}_1 = 8.8$$

2. Post-test

$$\bar{X}_1 = \frac{\Sigma X}{N}$$

$$\bar{X}_1 = \frac{292.5}{20}$$

$$\bar{X}_1 = 14.63$$

B. Control Class

1. Pre-test

$$\bar{X}_2 = \frac{\Sigma X}{N}$$

$$\bar{X}_2 = \frac{113.5}{20}$$

$$\bar{X}_2 = 5.68$$

2. Post-test

$$\bar{X}_2 = \frac{\Sigma X}{N}$$

$$\bar{X}_2 = \frac{158}{20}$$

$$\bar{X}_2 = 7.9$$

APPENDIX D

Standard Deviation of Experimental Class and Control Class

A. Experimental Class

1. Pre-test

$$SD = \sqrt{\frac{SS_1}{n-1}}$$

Where:

$$SS_1 = \sum X_1^2 - \frac{(\sum X_1)^2}{n}$$

$$SS_1 = 42130.5 - \frac{(176)^2}{20}$$

$$SS_1 = 2130.5 - \frac{30976}{20}$$

$$SS_1 = 2130.5 - 1548.8$$

$$SS_1 = 581.7$$

$$SD = \sqrt{\frac{SS_1}{n-1}}$$

$$SD = \sqrt{\frac{581.7}{20-1}}$$

$$SD = \sqrt{\frac{581.7}{19}}$$

$$SD = \sqrt{30.62}$$

$$SD = 5.53$$

2. Post-test

$$SD = \sqrt{\frac{SS_1}{n-1}}$$

Where:

$$SS_1 = \sum X_1^2 - \frac{(\sum X_1)^2}{n}$$

$$SS_1 = 4925.5 - \frac{(292.5)^2}{20}$$

$$SS_1 = 4925.5 - \frac{85556.25}{20}$$

$$SS_1 = 4925.5 - 4277.81$$

$$SS_1 = 647.69$$

$$SD = \sqrt{\frac{SS_1}{n-1}}$$

$$SD = \sqrt{\frac{647.69}{20-1}}$$

$$SD = \sqrt{\frac{647.69}{19}}$$

$$SD = \sqrt{43.09}$$

$$SD = 6.56$$

B. Control Class

1. Pre-test

$$SD = \sqrt{\frac{SS_2}{n-1}}$$

Where:

$$SS_2 = \sum X_1^2 - \frac{(\sum X_1)^2}{n}$$

$$SS_2 = 1098.5 - \frac{(113.5)^2}{20}$$

$$SS_2 = 1098.5 - \frac{12882.25}{20}$$

$$SS_2 = 1098.5 - 644.11$$

$$SS_2 = 454.39$$

$$SD = \sqrt{\frac{SS_2}{n-1}}$$

$$SD = \sqrt{\frac{454.39}{20-1}}$$

$$SD = \sqrt{\frac{454.39}{19}}$$

$$SD = \sqrt{23.92}$$

$$SD = 2.18$$

2. Post-test

$$SD = \sqrt{\frac{SS_2}{n-1}}$$

Where:

$$SS_2 = \sum X_1^2 - \frac{(\sum X_1)^2}{n}$$

$$SS_2 = 1525 - \frac{(158)^2}{20}$$

$$SS_2 = 1525 - \frac{24964}{20}$$

$$SS_2 = 1525 - 1248.2$$

$$SS_2 = 276.8$$

$$SD = \sqrt{\frac{SS_2}{n-1}}$$

$$SD = \sqrt{\frac{276.8}{20-1}}$$

$$SD = \sqrt{\frac{276.8}{19}}$$

$$SD = \sqrt{14.57}$$

$$SD = 3.82$$

APPENDIX E
The Significance Different

$$\bar{X}_1 = 46.75 \quad SS_1 = -7260.25$$

$$\bar{X}_2 = 27.15 \quad SS_2 = -1942.8$$

1. t-Test

$$t = \frac{\bar{X}_1 - \bar{X}_2}{\sqrt{\left(\frac{SS_1 + SS_2}{n_1 + n_2 - 2}\right)\left(\frac{1}{n_1} + \frac{1}{n_2}\right)}}$$

$$t = \frac{14.63 - 7.9}{\sqrt{\left(\frac{647.69 + -276.8}{20 + 20 - 2}\right)\left(\frac{1}{20} + \frac{1}{20}\right)}}$$

$$t = \frac{6.73}{\sqrt{\left(\frac{924.49}{38}\right)\left(\frac{2}{20}\right)}}$$

$$t = \frac{6.73}{\sqrt{(24.32)(0.1)}}$$

$$t = \frac{6.73}{\sqrt{2.43}}$$

$$t = \frac{6.73}{1.59}$$

$$t_{\text{Hitung}} = 4.31$$

2. t-Table

For level of significance (D) = 0.05

Degree of freedom (df) = (N₁ + N₂) - 2 = (20 + 20) - 2 = 38

t - Table = 2, 042

APPENDIX F

Distribution of t -Table

Df	Level of Significance for two-tailed test					
	0,5	0,2	0,1	0,05	0,02	0,01
	Level of Significance for one-tailed test					
	0,25	0,1	0	0,025	0,01	0,005
1	1,000	3,078	6,314	12,706	31,821	63,657
2	0,816	1,886	2,920	4,303	6,965	9,926
3	0,765	1,638	2,353	3,183	4,541	5,841
4	0,741	1,533	2,132	2,776	3,747	4,604
5	0,727	1,476	2,015	2,571	3,365	4,032
6	0,718	1,440	1,943	2,447	2,143	3,707
7	0,711	1,451	1,895	2,365	2,998	3,499
8	0,706	1,397	1,860	2,306	2,896	3,355
9	0,703	1,383	1,833	2,262	2,821	3,250
10	0,700	1,372	1,812	2,226	2,764	3,169
11	0,697	1,363	1,769	2,201	2,718	3,106
12	0,695	1,356	1,782	2,179	2,681	3,055
13	0,694	1,350	1,771	2,160	2,650	3,120
14	0,692	1,345	1,761	2,143	2,624	2,977
15	0,691	1,341	1,753	2,331	2,604	2,947
16	0,690	1,337	1,746	2,120	2,583	2,921
17	0,689	1,333	1,740	2,110	2,567	2,898
18	0,688	1,330	1,734	2,101	2,552	2,878
19	0,688	1,328	1,729	2,093	2,539	2,861
20	0,687	1,325	1,725	2,086	2,528	2,845
21	0,686	1,323	1,721	2,080	2,518	2,831
22	0,686	1,321	1,717	2,074	2,505	2,819
23	0,685	1,319	1,714	2,690	2,500	2,807
24	0,685	1,318	1,711	2,640	2,492	2,797
25	0,684	1,316	1,708	2,060	2,485	2,787
26	0,684	1,315	1,706	2,056	2,479	2,779
27	0,684	1,314	1,703	2,052	2,473	2,771
28	0,683	1,313	1,701	2,048	2,467	2,763
29	0,683	1,311	1,699	2,045	2,462	2,756
30	0,683	1,310	1,697	2,042	2,457	2,750
40	0,681	1,303	1,684	2,021	2,423	2,704
60	0,679	1,296	1,671	2,000	2,390	2,660
120	0,677	1,289	1,658	2,890	2,358	2,617
	0,674	1,282	1,645	1,960	2,326	2,576

APPENDIX G

**LESSON PLAN
1st and 2^{ad} MEETING**

Subject: Writing

Class : X MIA 1

Material : Writing Descriptive Text

Time Allocation: 5 x 50 minutes (250 minutes)

A. STANDARD COMPETENCE

1. Students are able to identify the tenses that are used from descriptive text.
2. Students are able to identify language feature and generic structure of descriptive text.

B. BASIC COMPETENCE

1. The student are able to what the messages convey and ideas in writing
2. The student are able to arrange and organize the ideas or messages in writing

C. PROCEDURE

a. Pre-activities

1. The teacher raises the brainstorming the students' mind
2. The teacher informs to the students that they are going to learn about descriptive text.

b. While activities

1. The teacher explains about the definition of descriptive text.
2. The teacher gives and shows the example of descriptive text.
3. The teacher asks the students to read the text silently
4. The teacher explains about the generic structures of descriptive text
5. The teacher asks the students to find the difficult words and to identify the lexical- grammatical use within the descriptive text.
6. The teacher translates and writes the difficult words on the white board
7. The teacher together with the students discusses the generic structure and language feature
8. The teacher explains about the tenses that are used in the text
9. The teacher gives the students another descriptive text and asks them to do exercise of the text by choosing the right tenses that is suitable with the command.
10. The teacher asks the students to identify the language feature and generic structure of the text.
11. The teacher asks the students whether any difficulties or not
12. The teacher asks the students to make a descriptive text.

c. Post Activities

1. The teacher gives the students chance to ask about descriptive text.
2. The teacher arises the students reflection by asking them what they have got and what they have learn.
3. The teacher closes the class while greeting the students

D. MATERIALS

1st Meeting

1. Definition of descriptive text

Descriptive text is a text which says what a person or a thing is like. Its purpose is to describe and reveal a particular person, place or thing.

2. Purpose of descriptive text

The purpose of descriptive text is to describe and express or describe the characteristics of objects, people, animals, and many other places.

3. Generic structure of descriptive text

The Generic Structure of –Descriptive Text

- a. Identification introducing where or who is the subject is being –describe.
- b. Description Describes parts, qualities, and the characteristic of the person, place, or thing to be describe.

4. Language Feature

Present Tense

Subject + V1(s/es) + Object

Examples : I like Cristiano.

Adjective (Kata Sifat) : Handsome, famous, great.

Attributive : Have, Has

Noun (Kata Kerja) and **Pronoun** (Kata Ganti) : Ronaldo, He, his hair.

2nd Meeting

Example Descriptive Text

Cristiano Ronaldo

I like Cristiano Ronaldo, a famous football player of Real Madrid

Ronaldo was born in Funchal, Madeira, Portugal on 5 February 1985. He is handsome man. He has dark brown hair, brown eyes and has a birthmark on the left cheek. His nose is sharp and his skin is light brown. Ronaldo has height of 185 centimeters and 83 kilograms of weight. Ronaldo is known as a great football player.

Identification : Red

Description : Green

Please choose one person, things and animal as your object to describe them!

Look



E. SOURCE
ahead (English
Elektronic Book)

F. ASSESMENT

Please identify the language feature and generic structure of the text.

Borobudur

Borobudur is the biggest Buddhist temple in the 9th century measuring 123x123 m² located in Magelang, Central Java. It was build by King Samaratungga, one of the King of ancient Mataram Kingdom, the descendant of Sailendra dynasty.

LESSON PLAN
3rd, 4th, 5th, and 6th MEETING

Subject: Listening
 Class : 3rd Semester/English Education Department
 Material : writing Descriptive Text
 Time Allocation: 9 x 50 minutes (450 minutes)

A. STANDARD COMPETENCE

1. The students are able to think creatively and develop thoughts in writing
2. The students are able to develop ideas and topic which relevant in writing

B. BASIC COMPTENCE

1. The student are able to what the messages convey and ideas in writing
2. The student are able to arrange and organize the ideas or messages in writing

C. PROCEDURE

1. The teacher introduces topic to the students.
2. The teacher introduces the purpose of Snowball technique
3. The teacher explains the important of using Snowball technique in writing.
4. The teacher gives writing material and ski them to write according to the topics

D. MATERIAL

- *3rd meeting*

-Writer 1: Begin writing a story based on the image below. Make sure to introduce the setting, at least one character, and start the plot for the next writer.

NAME:



- Writer 2: Continue from where the first writer ended. Your goal is to give the reader more information about the plot, characters, and conflict.

WRITER 2 NAME: _____

Writer 3: Continue from where the first writer ended. Your goal is to resolve the conflicts and bring the story to a close.

NAME:

4th meeting

Writer 1: Begin writing a story based on the image below. Make sure to introduce the setting, at least one character, and start the plot for the next writer.

NAME:



Writer 2: Continue from where the first writer ended. Your goal is to give the reader more information about the plot, characters, and conflict.

NAME : _____

Writer 3: Continue from where the first writer ended. Your goal is to resolve the

conflicts and bring the story to a close.

NAME: _____

- *5th meeting*

Writer 1: Begin writing a story based on the image below. Make sure to introduce the setting, at least one character, and start the plot for the next writer.

NAME:



Writer 2: Continue from where the first writer ended. Your goal is to give the reader more information about the plot, characters, and conflict.

WRITER 2 NAME: _____

Writer 3: Continue from where the first writer ended. Your goal is to resolve the conflicts and bring the story to a close.

WRITER 3 NAME:

- *6th meeting*

Writer 1: Begin writing a story based on the image below. Make sure to introduce the setting, at least one character, and start the plot for the next writer.

NAME: _____



Writer 2: Continue from where the first writer ended. Your goal is to give the reader more information about the plot, characters, and conflict.

WRITER 2 NAME: _____

Writer 3: Continue from where the first writer ended. Your goal is to resolve the conflicts and bring the story to a close.

WRITER 3 NAME: _____

E. SOURCE

<http://www.teacherspayteachers.com/Store/Presto-Plans>

F. ASSESSMENT

Please writing a story based on the image below!



Subjectwriting

LESSON PLAN
1thand2^{sd}, MEETING

Class : X IIS
 Material : Writing Descriptive Text
 Time Allocation: 6 x 50 minutes (300minutes)

A. STANDARD COMPETENCE

1. Students are able to identify the tenses that are used from descriptive text.
2. Students are able to identify language feature and generic structure of descriptive text.

B. BASIC COMPETENCE

3. The student are able to what the messages convey and ideas in writing
4. The student are able to arrange and organize the ideas or messages in writing

C. PROCEDURE

a. Pre-activities

1. The teacher raises the brainstorming the students' mind
2. The teacher informs the students that they are going to learn about descriptive text.

b. While activities

1. The teacher explains about the definition of descriptive text.
2. The teacher gives and shows the example of descriptive text.
3. The teacher asks the students to read the text silently
4. The teacher explains about the generic structures of descriptive text
5. The teacher asks the students to find the difficult words and to identify the lexicogrammatical use within the descriptive text.
6. The teacher translates and writes the difficult words on the white board
7. The teacher together with the students discusses the generic structure and language feature
8. The teacher explains about the tenses that are used in the text
9. The teacher gives the students another descriptive text and asks them to do exercise of the text by choosing the right tenses that is suitable with the command.
10. The teacher also asks the students to identify the language feature and generic structure of the text.
11. The teacher asks the students whether any difficulties or not
12. The teacher asks the students to make a descriptive text.

c. Post Activities

1. The teacher gives the students chance to ask about descriptive text.
2. The teacher arises the students reflection by asking them what they have got and what they have learn.

3. The teacher closes the class while greeting the students

D. MATERIALS

1st Meeting

1. Definition of descriptive text

Descriptive text is a text which says what a person or a thing is like. Its purpose is to describe and reveal a particular person, place or thing.

2. Purpose of descriptive text

The purpose of descriptive text is to describe and express or describe the characteristics of objects, people, animals, and many other places.

3. Generic structure of descriptive text

a. Identification

Introducing where or who is the subject is being described.

b. Description

Describes parts, qualities, and the characteristic of the person, place, or thing to be described.

4. Language Feature

Present Tense

Subject + V1(s/es) + Object

Examples: I like Cristiano.

Adjective (Kata Sifat) : Handsome, famous, great.

Attributive : Have, Has

Noun (Kata Kerja) and **Pronoun** (Kata Ganti) : Ronaldo, He, his hair.

2nd Meeting

Example Descriptive Text

Cristiano Ronaldo

I like Cristiano Ronaldo, a famous football player of Real Madrid

Ronaldo was born in Funchal, Madeira, Portugal on 5 February 1985. He is handsome man. He has dark brown hair, brown eyes and has a birthmark on the left cheek. His nose is sharp and his skin is light brown. Ronaldo has height of 185 centimeters and 83 kilograms of weight. Ronaldo is known as a great football player.

Identification : Red

Description : Green

Please choose one person, things and animal as your object to describe them!

E. SOURCE

Look ahead
Book)



(English Electronic

F. ASSESMENT

Please identify the language feature and generic structure of the text.

Daniel Jacob Radcliffe

Daniel Jacob Radcliffe was born in Fulham, London, 23 July 1989. his nickname is Dan. He is the only child of Alan Radcliffe and Marcia Gresham.

Dan has white skin, dark brown hair, blue eyes, and pointed nose. His height



is about 168cm. He is a loyal, shy, down to earth and humorous person. He is also intelligent and somewhat mysterious. He loves football, Formula One racing and gymnastics.

APPENDIX H**Research Instrument**

Writer 1: Begin writing a story based on the image below. Make sure to introduce the setting, at least one character, and start the plot for the next writer.

WRITER 1 NAME:



Writer 2: Continue from where the first writer ended. Your goal is to give the reader more information about the plot, characters, and conflict.

WRITER 2
NAME: _____

Writer 3: Continue from where the first writer ended. Your goal is to resolve the conflicts and bring the story to a close.

WRITER3
NAME:

PRE-TES

Name :
Reg. Number :
Activity : Writing Descriptive Text
Time : 60 Minutes

“Choose one of the pictures and write the description of the chosen picture”.

1

2

3

Answer:



POST-TEST

Name :
Reg. Number :
Activity : Writing Descriptive Text

Time : 60 Minutes

“Choose one of the pictures and write the description of the chosen picture”.

1

2

3

Answer:



APPENDIX I DOCUMENTATION



CURICULUM VITAE



Nurhanifa was born on November 22th, 1994 in Bulukumba, South Sulawesi. She has four children at 9th from parents Drs Made ali and Dra A. Subaedah. She has four brothers and four sisters, her brothers are Ahmad saifuddin, Abd. Rais, Miftahul Hamzah and Afdal Ismail and her sisters are Nurmujaahidah, Nurhafifah, Nurhafisah and Nurikrima.

The researcher began her first education in MI Istiqamah Sinjai and graduated in 2006. She continued her study in MTS Muhammadiyah Balangnipa, Sinjai and graduated in 2009. Then she continued her study in SMA Negeri 1 Sinjai Utara and graduated in 2012.

In 2010, she continued her study at Alauddin State Islamic University of Makassar. She was majoring in English Education Department in Tarbiyah and Teaching Science Faculty. Now, she has been finishing her study there and finishing her final project with the title: **“The Use Of Snowball Technique in Teaching Descriptive Text at the Tenth Grade of MAN 1 Sinjai Utara”**