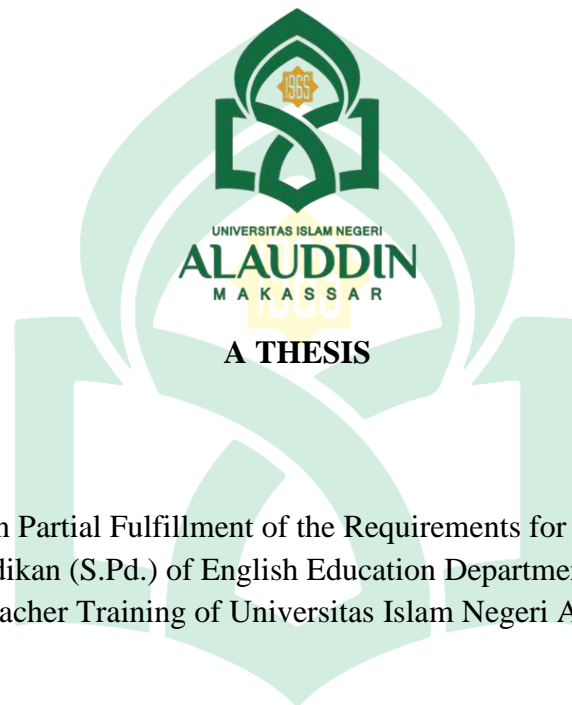


**THE EFFECT OF USING FLASHCARDS TO INCREASE THE STUDENTS
SPEAKING TRANSACTIONAL SKILL AT AL URWATUL WUTSQA
BENTENG SIDRAP ISLAMIC BOARDING SCHOOL**



Submitted in Partial Fulfillment of the Requirements for the Degree of Sarjana Pendidikan (S.Pd.) of English Education Department the Faculty of Tarbiyah and Teacher Training of Universitas Islam Negeri Alauddin Makassar

By

NURUL AHYATUL FITRI JUMARDIN

Reg. Number: 20400119022

**ENGLISH EDUCATION DEPARTMENT
FAKULTAS TARBIYAH DAN KEGURUAN
UNIVERSITAS ISLAM NEGERI ALAUDDIN MAKASSAR
2024**

PERNYATAAN KEASLIAN SKRIPSI

Mahasiswa yang bertanda tangan dibawah ini :

Nama : Nurul Ahyatul Fitri Jumardin
NIM : 20400119022
Tempat/Tgl Lahir : Tanru Tedong, 25 Desember 2000
Jurusan/Prodi : Pendidikan Bahasa Inggris
Fakultas : Tarbiyah dan Keguruan
Alamat : Villa Samata Sejahtera Blok A no 1
Judul : The Effect of Using Flashcards to Increase the Students Speaking
Transactional Skill at Al Urwatul Wutsqaa Benteng Sidrap Islamic
Boarding School

Menyatakan dengan sesungguhnya dan penuh kesadaran bahwa skripsi ini benar asli karya sendiri. Jika di kemudian hari terbukti bahwa skripsi ini merupakan duplikat, tiruan, plagiat, atau dibuat orang lain, sebagian atau seluruhnya, maka skripsi dan gelar yang telah diperoleh karenanya batal demi hukum.

Gowa, 27 Juni 2024
Peneliti



Nurul Ahyatul Fitri Jumardin
NIM : 20400119022

ALAUDDIN
M A K A S S A R

PERSETUJUAN UJIAN MUNAQASYAH

Skripsi dengan judul "The Effect of Using Flashcards to Increase the Students Speaking Transactional Skill at Al Urwatul Wutsqaa Benteng Sidrap Islamic Boarding School", yang disusun oleh Saudari Nurul Ahyatul Fitri Jumardin, NIM: 20400119022, telah diseminarkan dalam Ujian Kualifikasi Hasil Skripsi pada hari Rabu, tanggal 06 Maret 2024. Skripsi tersebut telah melalui proses perbaikan dan memenuhi syarat-syarat ilmiah serta disetujui untuk diajukan dalam *Ujian Munaqasyah*.

Demikian persetujuan ini diberikan untuk proses selanjutnya.

PEMBIMBING:

1. Dr. Kaharuddin, S.IP., M.Hum.
2. Muhammad Syahrudin Nawir, M.Hum.

(.....)
(.....)

PENGUJI:

1. Dr. Hj. Mardiana, M.Hum.
2. Nur Aliyah Nur, M.Pd.

(.....)
(.....)

Gowa, Maret 2024
Ketua Jurusan PBI,

(.....)
Dr. Sitti Nurpahmi, S.Pd., M.Pd.
NIP. 197403082009012003

AL-URWATUL WUTSQA
MAKASSAR

PENGESAHAN SKRIPSI

Skripsi berjudul "The Effect of Using Flashcards to Increase The Students' Transactional Speaking Skill at Al Urwatul Wutsqaa Benteng Sidrap Islamic Boarding School", yang disusun oleh Nurul Ahyatul Fitri Jumardin NIM 20400119022 mahasiswa Jurusan Pendidikan Bahasa Inggris Fakultas Tarbiyah dan Keguruan UIN Alauddin Makassar, telah diuji dan dipertahankan dalam sidang munaqasyah yang diselenggarakan pada hari Kamis, tanggal 04 April 2024 M, bertepatan dengan tanggal 24 Ramadhan 1445 H, dinyatakan telah dapat diterima sebagai salah satu syarat untuk memperoleh gelar Sarjana dalam Ilmu Pendidikan, Jurusan Pendidikan Bahasa Inggris dengan beberapa perbaikan.

Samata- Gowa, 29 April 2024 M.
21 Syawal 1445 H.

DEWAN PENGUJI:
Nomor SK Munaqasyah: 1478 Tahun 2024

Ketua Sidang	: Dr. Siti Nurpahmi, S.Pd., M.Pd.	(.....)
Sekretaris Sidang	: Nur Aliyah Nur, M.Pd.	(.....)
Penguji I	: Dr. Hj. Mardiana, M.Hum.	(.....)
Penguji II	: Nur Aliyah Nur, M.Pd.	(.....)
Pembimbing I	: Dr. Kaharuddin, S.IP., M.Hum.	(.....)
Pembimbing II	: Muhammad Syahrudin Nawir., M.Hum.	(.....)

Diketahui oleh:

Dekan Fakultas Tarbiyah dan Keguruan
UIN Alauddin Makassar,

Dr. H. Andi Achruh, M.Pd.I.
NIP. 19660908 199403 1 002

ALAUDDIN
M A K A S S A R

ACKNOWLEDGEMENTS

بِسْمِ اللَّهِ الرَّحْمَنِ الرَّحِيمِ

Assalamu'alaikum Warohmatullahi Wabarokaatuh.

The researcher would like to say *Alhamdulillah Rabbil'aalamin* for the grace that Allah *Subhanahu Wata'aala* has given to His servant. So, it is because of Him that in working on this final assignment (thesis) the researcher was given ease and fluency in doing it. Then for our beloved prophet, namely Muhammad *Sallallaahu 'alaihi Wasallam*, we must always send prayers and greetings to him, because he is the lover of Allah *Subhanahu Wata'aala* which allows his people to feel pleasure now and hopefully we will be given intercession by him at the end of the world in the future.

This thesis was carried out as one of the completion or graduation requirements at the Tarbiyah and Teacher Training Faculty, Universitas Islam Negeri Alauddin Makassar. Without help, prayers, and guidance from the people around, this final as-ignment would not have been completed to this stage. Because of the researcher would like to express a billion thanks to the most special people, namely the researcher's beloved parents, they are the researcher's father **Jumardin Undu** and the researcher's mother **Jumarni H. Zainuddin**, who have always been the writer's strongest support through the challenges of life, constantly providing love, prayers, and motivation with unparalleled sincerity to the writer. Thank you for always striving for my well being. To the researcher's brother **Muhammad Chaerul Qayyum** and

Muhammad Dhiyaul Haq J for their love, prayers, and unconditional support in the researcher tough time in writing thesis.

The researcher also extends heartfelt thanks and the highest appreciation to:

1. **Prof H. Hamdan Juhannis, M.A, Ph.D.**, the Rector UIN Alauddin Makassar and his vices.
2. **Dr. H. Andi Achruh AB. Passinringi, M.Pd. I.**, the Dean of Tarbiyah and Teaching Training Faculty UIN Alauddin Makassar and his vices.
3. **Dr. Sitti Nurpahmi, M.Pd.**, the Head of English Education Department who have always provided their best support and advice to the researcher in completing this research.
4. **Nur Aliyah Nur, M.Pd.**, the Secretary of English Education Department of Tarbiyah and Teacher Training Faculty UIN Alauddin Makassar, and the researcher second examiner who have consistently provided sincere advice and support to the researcher.
5. **Dr. Kaharuddin, S.IP. M.Hum.** and **Muhammad Syahrudin Nawir, M.Hum.**, as the first and second consultants, who patiently and selflessly dedicated their time, energy, and thoughts, and provided valuable guidance, motivation, direction, and advice to the writer throughout the completion of this thesis.
6. **Dr. Hj. Mardiana, M.Hum.**, who provided the best guidance in writing this thesis, as well as the best contributions and directions to the researcher during the research and thesis writing process.

7. The researcher extends the utmost gratitude to Pondok Pesantren Al Urwatul Wutsqaa, especially to the school principal, English teachers, and all the students of classes VII C & VII D for their collaboration during the data collection process of this research. Without their assistance, this thesis research could not have been completed as it should.
8. A heartfelt thank you goes to the beloved researcher's friends, the **Progressive Team**, who helped the researcher whenever assistance was needed during the re-search completion process.
9. To the researcher's friends in Class A of the English Education Department 2019, may our solidarity always be maintained forever.

The researcher apologizes profusely if there are many errors in writing this thesis because humans are not free from mistakes. Indeed, perfect truth belongs only to Allah *Subhanahu Wata'aala*. However, the researcher hopes that this thesis assignment will be accepted and useful for all readers.

UNIVERSITAS ISLAM NEGERI
ALAUDDIN
M A K A S S A R

Samata, Gowa March 2024
The Researcher
Nurul Ahyatul Fitri Jumardin

TABLE OF CONTENTS

ACKNOWLEDGEMENTS	ii
TABLE OF CONTENTS	v
LIST OF APPENDICES	x
ABSTRACT	xii
CHAPTER I.....	1
A. Background	1
B. Research Questions.....	3
C. Research Objectives	4
D. Significance of the Study.....	4
E. Scope of the Study	5
F. Operational Definitions of Terms.....	5
1. Flashcards.....	5
2. Transactional Speaking	6
CHAPTER II	7
A. Review of Related Research Findings.....	7
B. Some Related Ideas	9
1. Flashcards.....	9
a) Definition of Flashcards	9
b) Benefits of Flashcards	10
c) Advantages and Disadvantages of Flashcards.....	10
2. Transactional Speaking	14
3. Group Discussion as Part of Transactional Speaking.....	16
C. Theoretical Framework	17
D. Hipotesis.....	19
CHAPTER III.....	20
A. Research Design.....	20
B. Population and Sample.....	21
1. Population.....	22
2. Sample.....	22
C. Research Instrument.....	23

1. Speaking test (Shourt-Answer question).....	23
D. Data Collection Procedures	23
E. Data Analysis Techniques	25
CHAPTER IV	32
A. FINDINGS	32
1. Planing the Use of Flashcards as a discussion medium to enhance transactional speaking skills	32
2. Flashcards-Based Teaching Materials.....	36
3. Test Instruments	37
4. The Effect of Using Flashcards Teaching Materials on Students' Transactional Speaking Skills.....	38
5. The Overall Results of The Experimental Class dan Controlled Class	46
B. DISCUSSIONS	50
CHAPTER V	66
A. Conclusion.....	66
B. Sugestions.....	67
BIBLIOGRAPHY	
APPENDICES	
CURICULUM VITAE	



LIST OF FIGURES

Figure 2.1 Flashcards of Jobs	21
Figure 2.2 Flashcards of Animals	21
Figure 2.3 Flashcard of Classroom Objects	21
Figure 2.4 Teoritical Framework	26
Figure 4.1 Statistic Pre-Test Experimental Class	49
Figure 4.2 The Pre-test Experimental Class Score Distribution & Frequency	49
Figure 4.3 Statistic Post-Test Experimental Class	51
Figure 4.4 The Posttest Experimental Class Score Distribution & Frequency	51
Figure 4.5 Statistic Pre-Test Control Class	53
Figure 4.6 The Pre-test Control Class Score Distribution & Frequency	53
Figure 4.7 Statistic Post-Test Control Class	55
Figure 4.8 The Post-test Control Class Score Distribution & Frequency	55
Figure 4.9 The Comparison between the Pre-test and Post-test Score Distribution	58
Figure 4.10 The One-Sample Kolmogorov-Sminov Test	59
Figure 4.11 Paired Differences	60



LIST OF TABLES

Table 3.1 Nonequivalent Pretest-Posttest Control Group Design	31
Table 3.2 Rating Scale for Transactional Speaking Skills	37
Table 3.3 Speaking Classification Rubric	39
Table 4.1 The Result of Pretest of Experimental Class	48
Table 4.2 The Result of Pretest of Experimental Class	50
Table 4.3 The Result of Posttest of Control Class	52
Table 4.4 The Result of Posttest of Control Class	54
Table 4.5 The Overall of Pretest & Posttest Experimental Class	56
Table 4.6 The Overall of Pretest & Posttest Control Class	57



LIST OF APPENDICES

Appendix 1 Rencana Pelaksanaan Pembelajaran	78
Appendix 2 Rencana Pelaksanaan Pembelajaran	82
Appendix 3 Rencana Pelaksanaan Pembelajaran	86
Appendix 4 Materi Ajar Tentang Flashcards Jobs	90
Appendix 5 Materi Ajar Tentang Animals	109
Appendix 6 Materi Ajar Tentang Classroom Objects	131
Appendix 7 Rating Scale for Transactional Speaking Skills.....	157
Appendix 8 Speaking Classification Rubric	159
Appendix 9 The Result of Pretest of Experimental Class	159
Appendix 10 Statistic Pre-Test Experimental Class	160
Appendix 11 The Pretest Experimental Class Score Distribution & Frequency	160
Appendix 12 The Result of Posttest of Experimental Class	161
Appendix 13 Statistic Pre-Test Experimental Class	162
Appendix 14 The Pre-test Experimental Class Score Distribution & Frequency	162
Appendix 15 The Result of Posttest of Control Class	163
Appendix 16 Statistic Pre-Test Control Class	164
Appendix 17 The Pre-test Control Class Score Distribution & Frequency	164
Appendix 18 The result of Posttest of Controlled Class	165
Appendix 19 Statistic Post-Test Control Class	166
Appendix 20 The Post-test Control Class Score Distribution & Frequency	166
Appendix 21 The Overall of Pretest & Posttest Experimental Class	167
Appendix 22 The Overall of Pretest & Posttest Control Class	168

Appendix 23 The Comparison between the Pre-test and Post-test Score Distribution	169
Appendix 24 The One-Sample Kolmogorov-Sminov Test	169
Appendix 25 Paired Differences	170
Appendix 26 School Profile	171



ABSTRACT

Thesis Title : *The Effect of Using Flashcards to Increase the Students Speaking Transactional Skill at Al Urwatul Wutsqaa Benteng Sidrap Islamic Boarding School*

Researcher : Nurul Ahyatul Fitri Jumardin

Consultant 1 : Dr. Kaharuddin, S.IP., M.Hum

Consultant 2 : Muhammad Syahrudin Nawir, S.Pd., M.Hum

This research focuses on students' speaking skills in Transactional Speaking. The aim of this study is to determine the effect of using Flashcards in teaching transactional speaking skills at Al Urwatul Wutsqaa Islamic Boarding School in Benteng Sidrap.

In a quasi-experimental design, two classes, Class VII C and Class VII D, each with 15 students, were randomly selected. The division into experimental and control groups was based on pre-test results, with lower pre-test scores assigned to the experimental group. Picture-word cards were used in this study, followed by questions posed to students, who were required to respond and explain their regarding the displayed images.

The results of the study indicate that the experimental group initially had low pre-test scores, averaging 4.6, falling into the "very poor" category. However, after the intervention, their scores improved to an average of 7.4, now categorized as "ffair." This is further supported by the results of a paired differences test where Sig. (2-tailed) = 0.000 < 0.05. This means that the treatment has a significant main effect on the achievement of students' transactional speaking skills. Therefore, the null hypothesis (Ho) is rejected, and the alternative hypothesis (H1) is accepted. The data analysis indicates that the use of flashcardscards effectively enhances the speaking skills of the seventh-grade students at Al Urwatul Wutsqaa Islamic Boarding School in Benteng Sidrap.

The use of flashcards enhances students' comprehension and vocabulary, positively impacting their language abilities, including speaking, reading, and writing. A broader vocabulary enables students' to communicate effectively, express emotions, and articulate their thoughts, ultimately helping them convey their intentions, ideas, and emotions more effectively and unlocking their full potential.

CHAPTER I

INTRODUCTION

A. Background

Speaking is the key to success for a child, a primary factor in social interaction. Every time adults speak to a child, they absorb information and develop speaking skills. This development process occurs through interactions with teachers and peers inside and outside the classroom. Speaking skills involve not only conveying messages but also the process of generating ideas, thoughts, or essential messages in a student's life.

In the Quran Surah 20 (Ta-Ha): 25-28, these verses contain information about Prophet Moses (peace be upon him) who implored and prayed to Allah for strength in his mission of spreading the message. Among his supplications was:

قَالَ رَبِّ انشُرْحِ لِي صَدْرِي (٢٥) وَيَسِّرْ لِي أَمْرِي (٢٦) وَأَخْلِلْ عِقْدَةً مِّنْ لِّسَانِي (٢٧)

يَفْقَهُوا قَوْلِي (٢٨)

(Moses) said: My Lord! relieve my mind (25) And ease my task for me; (26) And loose a knot from my tongue, (27) That they may understand my saying. (28).

These verses explain that the role of clear speech is highly essential in conveying something to others. Implicitly, these verses indicate that one aspect of language, the ability to speak, plays a significant role in effective communication.

Sukmawati and Purbaningrum (2020) also explain that language or speaking skills developed in a student's life are preceded by listening skills. Then, students convey the results of the listening process, and at this point, they begin to acquire speaking skills. According to Arsyad and Mukti (1998), speaking skills are the ability to articulate speech sounds or words to express thoughts, ideas, and feelings.

According to Kaharuddin and Ismail (2019), there are several factors causing students' low English language proficiency, namely: Curriculum and teaching materials' quality (how the curriculum and teaching materials are designed), Teacher competence (knowledge level, expertise, and experience), Learning situations (number of students, room size, and learning facilities), Student attitudes (motivation, strategies, and learning styles and preferences).

Among all the above factors, the researcher focuses on the first point, namely the designed curriculum and teaching materials. According to Harry (2007), one trigger that can be used to encourage active student discussions is the use of multimedia-based teaching materials. There are various ways to improve transactional speaking skills, and the researcher found a effective technique for identifying student issues is through the use of picture flashcards. According to Gagne in Hengelina and Meha (2017), flashcards are understood as teaching media, where the core teaching content is delivered both descriptively and demonstratively, emphasizing its function as a message conveyer.

Speaking skills are crucial in school as they directly relate to the learning process. Students who do not master speaking well will face difficulties in following lessons. To enhance students' speaking abilities, educators can use flashcards, which are specially designed cards containing images, alphabets, and vocabulary. These cards help facilitate and strengthen students' ability to remember, enhance knowledge, and skills. Flashcards also stimulate students' imagination, connect lesson materials to the real world through symbolic images, and ultimately improve students' thinking abilities and speaking skills.

Given the background above, the researcher believes that the appropriate media to improve speaking skills is illustrated flashcards, which make the teaching and learning process more enjoyable, engaging, challenging, and keep students involved in the class. Therefore, the researcher is interested in finding out how teaching based on illustrated flashcards is implemented for seventh-grade students at pondok pesantren Al Urwatul Wutsqaa Sidrap Islamic Boarding School.

B. Research Questions

Based on the background explanation, the researcher formulates the research question, "Does using flashcards has significant effect to increas the students' transactional speaking skills at Al Urwatul Wutsqaa Islamic Boarding School, Benteng Sidrap?"

C. Research Objectives

Based on the research question above, the objective of this study is to figure out whether using has a significant effect the transactional speaking skills of students at Al Urwatul Wutsqaa Islamic Boarding School, Benteng Sidrap."

D. Significance of the Study

This research is expected to provide benefits for English language learners and educators. It aims to offer valuable information on how to enhance students' transactional speaking skills using flashcards. The benefits of this research include:

Practical Significances:

For Educational Institutions: The findings can serve as valuable input to enhance the quality of education and learning, resulting in better educational outcomes. Additionally, it can assist teachers in addressing educational challenges, especially related to the use of visual vocabulary to improve students' speaking skills.

For Teachers: This research can be utilized as a valuable reference in the teaching and learning process, particularly in the use of visual vocabulary to enhance students' speaking skills.

For Students: The research findings can contribute to the development of using visual vocabulary to improve students' speaking skills.

For Future Researchers: This research can serve as a reference for other researchers conducting studies related to the use of visual vocabulary to enhance students' speaking skills.

E. Scope of the Study

This study focuses on the effect of flashcards usage on increasing students' transactional speaking skills, specifically in group discussions. In transactional speaking skills, there are different types such as interviews and group discussions, but the researcher concentrates on students' mastery of group discussions at Al Urwatul Wutsqaa Islamic Boarding School, Benteng Sidrap.

F. Operational Definitions of Terms


To avoid misunderstandings about the concepts used, researchers must define the following terminology to prevent confusion, namely:

1. Flashcards

Flashcard learning media is an easily applicable medium with many advantages. Students can convey ideas or messages found on these flashcards and indirectly enhance their memory of new vocabulary. According to Gagne in Hengelina and Meha (2017), flashcards are understood as teaching media, where the core teaching content is delivered both descriptively and demonstratively, emphasizing its function as a message conveyor and from Doman (2020), flashcards are effective learning tools to improve memory retention.

2. Transactional Speaking

Transactional speaking is one of the functions of speaking that focuses on transacting messages with oral skills to practice how to share and acquire information without building relationships. Group discussion is a part of transactional speaking. Group discussion can be defined as a critical conversation about a specific topic or a series of topics conducted within a group size that allows the participation of all members.



CHAPTER II

REVIEW OF RELATED LITERATURE

A. Review of Related Research Findings

In this research, there are several reviews regarding research findings related to previous studies. They are:

The first study was conducted by Ambarwati (2020) titled "The Use of Flashcards as Teaching Media to Improve Speaking Skills of Eleventh Grade Students: Classroom Action Research." This action research was used as the research design to enhance students' speaking skills. The research subjects were 33 students of grade XI MIPA 5 IPA. The findings indicated that the use of Flashcards increased students' speaking skills, as evidenced by the improvement in their speaking scores. Using Flashcards as teaching media helped students enhance their speaking skills. The results from observation checklists and field notes showed that the use of Flashcards in teaching cause and effect made it easier for students to understand the material, subsequently aiding them in performing speaking tasks.

The second study was conducted by Fahrudin, F. et al. (2022) titled "Effectiveness of Using Picture Card Media to Improve Children's Speaking Skills. Journal of Classroom Action Research." This research aims to determine the effectiveness of using picture card media to enhance the speaking skills of Group B children at TK Islam Nurul Iman Sekarbela in the academic year 2021/2022.

The research employs a quantitative experimental method with a pre-experimental design, using a one-group pretest-posttest design. The sample in this study consists of 15 children from Group B at TK Islam Nurul Iman Sekarbela, comprising 7 boys and 8 girls. Data collection techniques include observation and documentation. The analysis techniques include effectiveness testing, normality testing, and statistical hypothesis testing.

The third study was conducted by Nurmagfirah Mutmainna (2018) conducted a study titled "Describing and Drawing Picture Techniques in Teaching Transactional Speaking to Second-Semester Students of English Education Department at Alauddin State Islamic University." The aim of this research was to determine whether drawing techniques in teaching transactional speaking to second-semester students at Alauddin State Islamic University, Makassar, were effective. At the end of the study, the researcher found that describing and drawing picture techniques were effective in teaching transactional speaking to second-semester students at Alauddin State Islamic University in Makassar.

Based on the aforementioned previous studies, there are similarities and differences with the research to be conducted by the current researcher. The similarity lies in discussing the effectiveness of using flashcards to improve students' speaking skills. The difference is that previous studies focused on speaking skills, while the current research focuses specifically on transactional speaking skills. Additionally, the topic of the current research is similar to

previous studies regarding speaking, but it is more specific. This research uses the specific term of using picture word cards to improve transactional speaking skills of students at Al Urwatul Wutsqaa Islamic Boarding School, Sidrap.

B. Some Related Ideas

1. Flashcards

a) Definition of Flashcards

According to Ratnawati in her book "Halimatonsakdiah" (2016), flashcards are media that can stimulate student to quickly recognize letters, increase interest in the alphabet, and stimulate intelligence and memory. According to Gagne in Hengelina and Meha (2017), flashcards are understood as teaching media, where the core teaching content is delivered both descriptively and demonstratively, emphasizing its function as a message conveyor. According to Izzan (2009), flashcards are visual aids made with interesting images, words, and sentence expressions and are typically sized at 8x16 inches.

Based on the above theories, it can be concluded that flashcards are visual aids used in the process of learning to read and write the alphabet, sized at 8x12 cm. They serve to convey information to students in the form of vowel and consonant letters, teach proper reading, stimulate students, strengthen memory and enhance thinking skills.

b) Benefits of Flashcards

Flashcards can be cardboard covered with paper displaying words, sentences, or images. Both sides should be utilized in children's language learning. One side displays an image, while the other side shows the corresponding word. Flashcards can be created by students themselves. The benefits of using flashcards, according to Maimunah Hasan in (Wicaksana & Rachman, 2018), include:

- 1) Facilitating easy reading for children.
- 2) Helping children recognize letters, vocabulary, and images.
- 3) Developing the right brain's memory.
- 4) Increasing children's vocabulary.

c) Advantages and Disadvantages of Flashcards

Every medium has its advantages and disadvantages, including those used in language learning. flashcards also have their own pros and cons, as follows:

- 1) **Easy to carry everywhere:** With their small size, cards can be stored anywhere, requiring minimal space and allowing convenient use anywhere.
- 2) **Practical in making and using:** Students can effectively learn using this medium anytime. Moreover, making this medium is cost effective as it can utilize recycled materials like cardboard.

- 3) Easily remembered due to attractive visuals: The visual nature of these cards makes it easy for students to remember and memorize letter forms.
- 4) Fun as a learning medium, including for games: For example, students can participate in a game where they compete to find randomly arranged word cards and then match them with the corresponding images. This method not only makes learning enjoyable but also hones children's cognitive and gross motor skills.

The disadvantage of using flashcards is that children's knowledge is limited to the words and images presented on the cards.

1. Various Vocabulary

Based on the classification of form, function, and meaning in Indonesian sentence structure, words can be grouped into four types:

a) Nouns or Nouns

Nouns are names of all objects and things, and can be distinguished into several forms, including:

Concrete nouns: These are names of objects that can be perceived by the senses, such as houses, stones, animals, land, fire, bats, arrows, invitations, cafeterias, schools, hospitals, pharmacies, malls, apartments, elevators, phones, laptops, emergency rooms, oxygen cylinders, oxygen hoses, eggs, and rice.

Abstract nouns: These are names of objects that cannot be perceived by the senses, such as grandeur, disgrace, greatness, power, humanity, washing, stealing, work, members of the People's Consultative Assembly, markets, nights, technicians, products, and assembly.

b) Adjectives

Adjectives are words that can be followed by an adverb once and can be formed into a repeated word with the compound ending. For example: "beautiful" (very beautiful, as beautiful as it is). At the phrase level, adjectives are placed behind the noun they describe. For example: "big house," "beautiful view," "small table." In general, adjectives describe the qualities, conditions, or characteristics of a person, animal, or object. In a sentence, adjectives function as determiners of the subject, predicate, and object.

c) Adverbial or Adverbs

Adverbial or adverbs are words that describe the predicate (verb) of a sentence. According to Suhartono (2005), the strategy for introducing words to children can be carried out in the following steps:

- a) Determine the type of words to be introduced to the child.
- b) Prepare the learning media to be used.
- c) Conduct word introduction activities.

In this research, the researcher uses flashcards. The flashcards given to students include: Various professions, Various animals, and Various objects inside the classroom. Here are examples of flashcards:



Figure 2.1 Flashcards of Jobs



Figure 2.2 Flashcards of Animals



Figure 2.3 Flashcards of Classroom Objects

Each set of flashcards consists of 5 examples for each type of flashcard.

2. Transactional Speaking

In our social life, transactional speaking can be identified in job interviews, discussions, etc. There are two types of transactional speaking skills, namely discussion and interview. The discussion of these two transactional discourses aims to provide learning to Indonesian language learners who are learning English so that they can master their speaking skills in group discussions and job interviews accurately and fluently (Kaharuddin, 2018). Speaking as a transaction is easier to plan because communicative materials are currently a rich resource for group activities, information gap activities, and role-playing that can provide resources to practice using conversation to share and obtain information and perform real-world transactions (Richards, 2008:27). Richards (2008:27) states some skills involved in using conversation for transactions are:

- a) Describing a need or intention
- b) Describing something
- c) Asking questions
 - a. Confirming information
 - b. Justifying an opinion
 - c. Making suggestions
 - d. Clarifying understanding
 - e. Making comparisons
 - f. Agreeing and disagreeing

According to Richards (2008:25), speaking as a transaction refers to a situation where the focus is on what is said or done. The meaning of the message and making oneself understood clearly and accurately becomes the main focus. In our social life, transactional conversations can be identified in job interviews, role-playing or debates (Nuha, 2014). According to Richard (2008:27), the main characteristics of transactional speaking are:

- a. Functions to exchange information. This feature means that both the sender and the receiver focus only on sending or receiving information and whether the information is complete.
- b. It is oriented towards meaningful messages. This discussion only processes messages, not to build more relationships between the sender and the receiver, only focusing on communicating meaning.
- c. Participants use strategies to understand each other. Both receivers and senders have their own ways of delivering messages or information to be conveyed and accepted well.
- d. More questions, repetitions, and checking understanding are needed. To further check the recipient's understanding of what the sender is sending, questions and repetitions need to be given.
- e. Negotiation of ideas usually occurs. Not all messages or information can be accepted well, so reconsideration is done by giving repeated questions or providing good feedback.
- f. Linguistic accuracy is not always important because transactional conversations only focus on providing information related to something;

then, if the recipient can understand the information, the conversation is finished and not focused on grammar rules.

In this research, the researcher uses discussion as part of Transactional Speaking.

3. Group Discussion as Part of Transactional Speaking

Group discussion is one part of transactional speaking. Group discussion can be defined as a critical conversation about a specific topic, or possibly a series of topics, conducted in a group with a size that allows the participation of all members. According to Nelson (1990), the goal of group discussion is not to win arguments or entertain your classmates. The goal of the discussion is to help each group member explore and find personal meaning from a text through interaction with others.

Teaching group discussion skills in class essentially aims to improve students' speaking skills and listening comprehension through discussions. The process of preparing students' discussion skills in a formal situation can be done by bringing group discussion material into the classroom. Therefore, teachers need to know the general guidelines for group discussion, standard group discussion procedures, and basic rules for group discussion.

According to Kaharuddin (2018), there are three types of group discussions in English language classes or clubs, which can be classified into:

- a. Problem solving group discussion

In this type of group discussion, all students in one group are given a brief description (scenario) that contains one or more problems. The problems are designed as "cases" and mimic the complexity of real-life cases where students must strive to find solutions to these cases.

b. Topical group discussion

To conduct such a discussion, there is a topic to be discussed. The topic is usually a controversial topic presented in the form of statements containing a problem. The problem describes two choices where students have to decide what they should do as the best choice on that topic.

c. Article-based discussion

In this research, the researcher uses topical group discussion to teach transactional speaking skills to students. Problem solving activities encourage students to talk together to find solutions to a series of problems or tasks (Setiadi, 2012). Students also support each other in learning when they make a commitment to solve problems together through discussion and joint explanations.

C. Theoretical Framework

The research design used is quasi-experimental. In this study, there are two types of classes: the first is the experimental class, and the second is the control class. The experimental class uses visual aids in the learning process, while the control class does not have visual aids in the learning process, aside from textbooks. This research consists of three stages conducted by the researcher: pre-

test, treatment, and post-test. In the pre-test, both classes were assessed with an interview test related to the images obtained, with the researcher asking questions about the images. During the treatment phase, only the class with the lowest pre-test scores received treatment, which involved a discussion. In the post-test, the test was similar to the pre-test, where the researcher interviewed students with the same questions as in the pre-test.

The result of this research is aimed at determining the influence of using Flashcards on the improvement of students' transactional speaking skills.

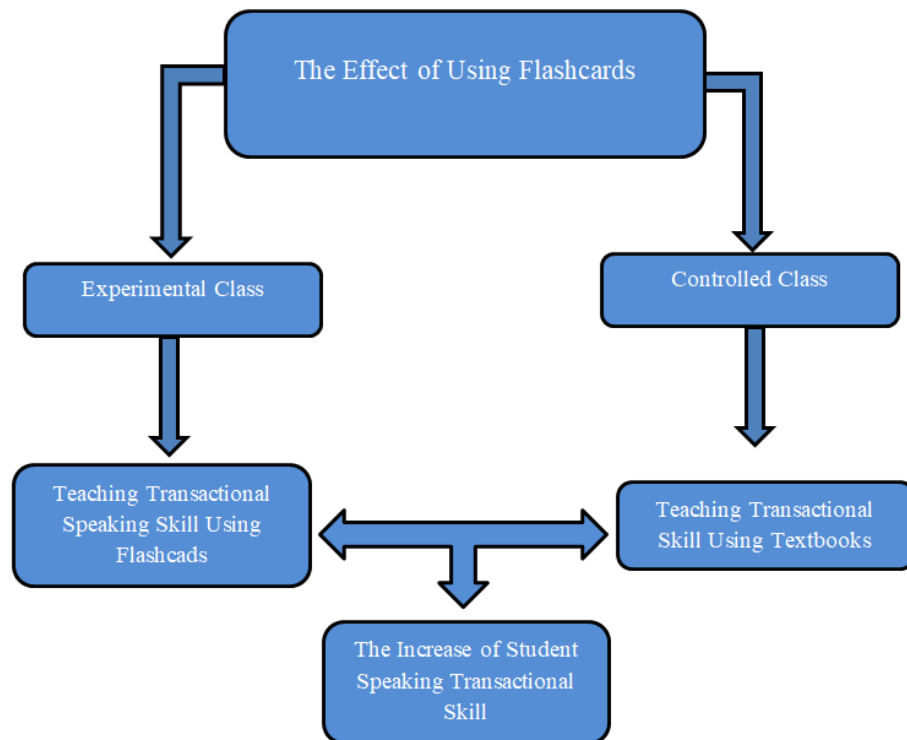


Figure 2.4 Theoretical Framework

D. Hipotesis

There are two hypotheses that need to be known: the alternative hypothesis (H1) and the null hypothesis (Ho). The alternative hypothesis predicts a difference between groups (Geoffrey, 2019), while the null hypothesis predicts no difference between the groups under investigation. Based on these assumptions, the research hypotheses are formulated as follows:

H0: There is no significant effect of the use of Flashcards on students' learning abilities. Speech performance at Al Urwatul Wutsqaa Fort Sidrap Islamic Boarding School.

H1: There is a significant effect of the use of Flashcards on students' thinking abilities. Lecture performance at Al Urwatul Wutsqaa Fort Sidrap Islamic Boarding School.

CHAPTER III

RESEARCH METHOD

A. Research Design

Sugiyono (2017:2) states that "research methods are scientific ways to obtain valid data with the aim of developing and proving certain knowledge so that, in turn, it can be used to understand, solve, and anticipate problems in the field of education." Based on the research hypothesis, this study is a quasi-experimental research consisting of two research groups: the experimental class using flashcard media and the control class using conventional learning models. The aim of this research is to obtain an overview of the improvement in students' learning outcomes using flashcards.

In this study, both the experimental and control classes were not chosen randomly, so the design in this research takes the form of a Nonequivalent (Pretest and Posttest) Control Group Design. According to Sugiyono (2017:79), Nonequivalent (Pretest and Posttest) Control Group Design is the most popular approach in quasi-experimental research, where the experimental and control groups are not selected randomly. Both classes were given pretests and posttests, and only the experimental group received treatment. The experimental group was treated using Flashcards and explanations about transactional speaking. Therefore, the design used is a quasi-experiment that can be illustrated in the table:

Table 3.1 Nonequivalent Pretest-Posttest Control Group Design

Class	Pretest	Treatment	Posttest
Eksperimental class	Y ₁	X	Y ₁
Control Class	Y ₂	-	Y ₂

Source: Indrawan & Yaniawati (2017:58)

Ket:

Y₁: Pre-Test Experimental Class Group

Y₂: Pre-Test Control Class Group

Y₁: Post-Test Experimental Class Group

Y₂: Post-Test Control Class Group

X: Problem Based Learning Teaching Method

B. Population and Sample

Variable is a term frequently used in research projects. It is pertinent to define and identify the variables while designing quantitative research projects (Kaur, 2013). There are two types of variable, they are independent and dependent variables. Independent Variables are defined as a characteristic that we (ones who are conducting the experiment) manipulate to identify a particular factor. Independent variables are also known as factor or prediction variables. Besides, dependent variables are the result of the participants' actions and can be altered as the outcome of the participants' actions. The number of dependent variables in an experiment should be more to get stronger and concrete results (Kaur, 2013). In this research, the independent variable was a problem-based group discussion technique and the dependent variable was transactional speaking skills.

1. Population

Population is a group of elements or cases, whether individuals, objects, or events, that meet specific criteria and are intended to be generalized in research findings (Kaur, 2013). Based on information from the administrative staff there, there are two classes for female students: VII C 15 and VII D 15. So, the total population of VII MTs is 30.

2. Sample

The sample is the group of elements, or a single element, from which data are obtained (Kaur 2013). The researcher employed a purposive sampling technique. Purposive sampling is done only on the basis of consideration of the authors who consider the desired elements already in the members of the sample taken (Nasution 2003). The purposive sampling was used by the researcher because the researcher had special considerations in taking samples based on the lesson plan and interview from the teacher about scores of these students. Therefore, the sample for this research consists of two classes in the first year of MTs students at Al Urwatul Wutsqaa Sidrap Islamic Boarding School, each class comprising 15 students. The researcher chose these two classes because their grades were too low according to the teacher's recommendation based on a previous interview.

C. Research Instrument

1. Speaking test (Short-Answer question)

According to Dimitrov & Rumrill (2003), there are two types of tests, namely pretest and posttest. Pretest and posttest designs are widely used in research, especially to compare groups or measure changes resulting from treatment. Therefore, the researcher used a speaking test to measure students' pretest and posttest, and then asked the students to form 5 discussion groups, each consisting of 5 people. This discussion group test is considered an appropriate instrument to measure students' transactional speaking skills.

During the discussion, the researcher assessed the students using a predetermined assessment rubric without the students' knowledge.

D. Data Collection Procedures

After selecting the research sample, the next step is to implement the research instruments. Tests to determine the extent to which the potential of an object under study is known as instruments. The three instruments used are pre-test, treatment, and post-test. The number of samples has been set at 15 students.

The first stage is the pre-test, where the researcher conducts interview tests and group discussions. The second stage is the treatment, where the researcher presents each meeting with 3 types of flashcard themes. The final stage is the post-test, where students are retested, as in the first stage, to see if there is any improvement.

All these stages are completed in four meetings. The first meeting provides a pre-test, the second and third meetings provide treatment, and the fourth provides a post-test. Here are some more detailed explanations:

1. Pre-test

The pre-test is conducted as follows:

- a. The researcher asks students to form group discussions based on previous courses.
- b. Students are grouped into several groups of 5 people.
- c. The researcher gives flashcards to be discussed.
- d. In the process, they do it themselves based on their experience, with no intervention from the researcher.
- e. Then the researcher conducts individual interview tests for each student about the flashcards they got in the discussion group.

2. Treatment

Treatment is given twice using flashcards with different discussion rules, provided with the following procedure:

- a. The researcher asks students to form a group discussion of 5.
- b. The researcher explains the discussion rules as part of learning transactional speaking skills.
- c. The researcher gives them topics to discuss (Flashcards).
- d. Sometimes, group members are given five minutes to plan their positions before starting.
- e. The total discussion time is approximately 35 minutes.

- f. Each group discusses a specific topic among its members to decide on the answers to the issues on that topic.
- g. During the next 15 minutes, each group must present one by one to articulate their solutions. Some skills that students have learned include explaining a need or intention, describing something, asking questions, seeking clarification, justifying information, justifying opinions, giving advice, clarifying understanding, making comparisons, and agreeing/disagreeing.
- h. In the last 10 minutes, the teacher briefly explains the conclusion of today's material and appreciates each group.

3. Post-test

The post-test is applied after giving treatment to the students. The researcher also asks students to have a group discussion and provides an overview to the students to describe together with their group to determine the level of improvement in students after studying the material. The test is the same as the previous pre-test, but the difficulty level is different. In the post-test, the researcher wants to determine the improvement of students after receiving treatment.

E. Data Analysis Techniques

The researcher outlines the chronological steps in analyzing the data. Where in the data in this study is analyzed using descriptive and inferential statistical techniques.

1. Scoring and Classifying Speaking Skills

The researcher scores and classifies students' speaking skills as suggested by Brown. The assessment system is as follows:



Table 3.2 Rating Scale for Transactional Speaking Skills

	Grammar	Vocabulary	Comprehension	Fluency	Pronunciation	Task
I	Errors in grammar are frequent, but speaker can be understood by a native speaker used to dealing with foreigners attempting to speak his or her language.	Speaking vocabulary inadequate to express anything but the most elementary needs.	Within the scope of very limited language experience, can understand simple questions and statements if delivered with slowed speech, repetition, or paraphrase.	No specific fluency description. Refer to other four language areas for implied level of fluency.	Errors in pronunciation are frequent but can be understood by a native speaker used to dealing with foreigners attempting to speak his or her language.	Can ask and answer questions on very familiar topics. Able to satisfy routine travel needs and minimum courtesy requirements. (Should be able to order a simple meal, ask for shelter or lodging, ask for and give simple directions, make purchases, and tell time.)
II	Can usually handle elementary constructions quite accurately but does not have thorough or confident control of the grammar.	Has speaking vocabulary sufficient to express oneself simply with some circumlocutions.	Can get the gist of most conversations of nontechnical subjects (i.e., topics that require no specialized knowledge).	Can handle with confidence but not with facility most social situations, including introductions and casual conversations about current events, as well as work, family, and autobiographical information.	Accent is intelligible though often quite faulty.	Able to satisfy routine social demands and work requirements; needs help in handling any complication or difficulties.
III	Control of grammar is good. Able to speak the language with sufficient structural accuracy to participate effectively in most formal and informal conversations on practical, social, and professional topics.	Able to speak the language with sufficient vocabulary to participate effectively in most formal and informal conversations on practical, social, and professional topics. Vocabulary is broad enough that he or she rarely has to grope for a word.	Comprehension is quite complete at a normal rate of speech.	Can discuss particular interests of competence with reasonable ease. Rarely has to grope for words.	Errors never interfere with understanding and rarely disturb the native speaker. Accent may be obviously nonnative.	Can participate effectively in most formal and informal conversations on practical, social, and professional topics.
IV	Able to use the language accurately on all levels normally pertinent to professional needs. Errors in grammar are quite rare.	Can understand and participate in any conversation within the range of one's experience with a high degree of precision of vocabulary.	Can understand any conversation within the range of one's experience.	Able to use the language fluently on all levels normally pertinent to professional needs. Can participate in any conversation within the range of one's experience with a high degree of fluency.	Errors in pronunciation are quite rare.	Would rarely be taken for a native speaker but can respond appropriately even in unfamiliar situations. Can handle informal interpreting from and into language.
V	Equivalent to that of an educated native speaker.	Speech on all levels is fully accepted by educated native speakers in all its features including breadth of vocabulary and idioms, colloquialisms, and pertinent cultural references.	Equivalent to that of an educated native speaker.	Has complete fluency in the language such that speech is fully accepted by educated native speakers.	Equivalent to and fully accepted by educated native speakers.	Speaking proficiency equivalent to that of an educated native speaker.

➤ Data analysis techniques and statistical procedures

Classify students into levels using the following criteria

Table 3.3 Speaking classification rubric

Score	Vulnerable score	Qualitatif description
6	16.00 – 18.00	Excellent
5	13.00 – 15.99	Very good
4	10.00 – 12.99	Good
3	7.00 – 9.99	Fair
2	4.00 – 6.99	Poor
1	1,00 – 3,99	Very poor

Kaharuddin (2014)

- a) "The assessment is excellent" is a subjective expression indicating that someone or something is judged very well or highly satisfactory. In the context of translation or interpretation, this expression can refer to the quality of the translation being considered very good, accurate, and aligned with the original intent or purpose. So, if someone gives an "excellent" rating to a translation, it means they find the translation very satisfying and of high quality.
- b) A rating of "very good" is an evaluation that indicates something is considered to have very high quality or performance. It is a positive expression indicating satisfaction or recognition of something's excellence. In the context of translation or interpretation, a "very good" rating can signify that the translation result is considered very good, accurate, and meets high

expectations or standards. Therefore, if someone gives a "very good" rating to a translation, it indicates they are very pleased with the outcome.

- c) A rating of "good" is an evaluation that indicates something is considered satisfactory or of good quality. It is a positive expression showing satisfaction or acceptance of something. In the context of translation or interpretation, a "good" rating can suggest that the translation result is considered adequate, reasonably accurate, and acceptable. While "good" can be interpreted as a positive evaluation, the level of satisfaction or quality indicated by this term can vary depending on the context and the expectations of the individual giving the assessment.
- d) A rating of "fair" is an evaluation that indicates something is considered acceptable or meets basic standards. It is a neutral expression that suggests a moderate level of satisfaction or adequacy. In various contexts, a "fair" rating can indicate satisfaction, suitability, or a level of quality that is deemed acceptable. For example, in translation, a "fair" rating might refer to a translation that is considered adequate and understandable without significant issues. However, it is important to note that the interpretation of "fair" is relative and can vary depending on the context and standards applied by the individual providing the assessment.
- e) The term "low" indicates that the quality or performance of something is considered poor or inadequate.

- f) On the other hand, "very low" indicates that its quality or performance is deemed very poor or significantly below the expected standard.

2. SPSS

SPSS stands for Statistical Package for the Social Sciences. The Statistical Package for the Social Sciences is a commercially distributed set of software for data management and statistical analysis (Frey, 2017). The data processing in SPSS will depend on the type of data and the proposed analysis.

The use of SPSS in this research is for analyzing data as follows:

- a. Analyzing pre-test and post-test data from experimental and control classes, where the analysis involves finding the sample size, mean, standard deviation, variance, and then determining the minimum and maximum values of the data.
- b. Examining the categorical distribution of pre-test and post-test scores for students in both experimental and control classes, where the categorical distribution involves finding the range of values and the frequency in the experimental and control classes.
- c. Checking for normality. The normality test is useful to determine whether the data in the study is normally distributed or not, both in the experimental and control classes. The Kolmogorov normality test is used for normality testing (sig.). If the value is 0.05, then the data is normally distributed.

d. Hypothesis testing by comparing the t-test value with the t-table value.

Hypothesis testing can be applied as follows:

- If the calculated t-value $>$ t-table value, then H1 is accepted, and H0 is rejected.
- If the calculated t-value $<$ t-table value, then H1 is rejected, while H0 is accepted.



CHAPTER IV

FINDINGS AND DISCUSSIONS

In this research, the researcher elaborates on the data obtained during the study. This chapter addresses one of the research questions: "Can the use of flashcards improve students' transactional speaking skills?"

A. FINDINGS

1. Planing the Use of Flashcards as a discussion medium to enhance transactional speaking skills

This section generally presents the research findings, providing a description of the data, and discussing the findings. In this chapter, the hypothesis is addressed based on the obtained data. Furthermore, the researcher analyzes the data obtained from the pre-test and post-test results of the students. The data used consists of pre-test and post-test results. The pre-test aims to determine students' transactional speaking skills before receiving treatment, while the post-test intends to assess whether there is an improvement in students' transactional speaking skills after being treated several times.

Teaching English can be interpreted as the process of conveying English language skills and knowledge to a group of students whose first language is not English through the implementation of three main stages: pre-teaching (planning), teaching (instruction), and post-teaching (measuring learning outcomes) (Kaharuddin, 2018).

In this section, there are several aspects regarding the application of flashcards, as follows:

a. Teaching Planning

Teaching planning is a document outlining the teaching objectives of a specific subject or topic. It helps organize thoughts and ideas, making it easier to prepare for class. Teaching planning includes lesson plans, teaching materials, and test instruments.

b. Lesson Plan

In teaching English, teachers are not only required to choose the most appropriate teaching method but also to be effective and have good planning by creating lesson plans and designing materials. In preparing lesson plans, teachers focus on the goals of learning to achieve the interaction goals in class, both for teachers and students. Therefore, Woodward (2009) in Kaharuddin (2005) states that lesson planning includes considering students, thinking about content, materials, and activities that can be done in a lesson to ensure that the teacher will teach well, and students will learn a lot from the lesson.

According to Graves (2000), there are two functions of lesson plans:

1. To provide teachers with a framework, a complete form.

2. To remind teachers of what they intend to do, especially if their attention is diverted or they momentarily forget what they intend to do.

In this case, the Lesson Plan (RPP) is based on Muk'niah (2016), with the following components of the 2013 Curriculum Lesson Plan based on Regulation No. 65 of 2013:

- 1) School Identity

The name of the educational unit.

- 2) Subject Identity or Theme/Sub-theme

Subjects that must be taught or learned in school.

- 3) Class/Semester

Classroom in the school.

- 4) Lesson Material

Knowledge, skills, and attitudes that students must master to meet specified competency standards.

- 5) Time Allocation

Time allocation is determined according to the needs of achieving basic competencies and the learning load, considering the number of lesson hours available in the syllabus and the basic competencies to be achieved.

- 6) Learning Objectives

Formulated based on the Basic Competencies, using operational verbs that can be observed and measured, covering attitudes, knowledge, and skills.

7) Basic Competencies and Competency Achievement Indicators

Basic competencies are several abilities that students must master in a specific subject as a reference for the formulation of competency achievement indicators in a learning process. Indicators are measurable and/or observable behaviors to achieve specific basic competencies that serve as assessment references for the subject.

8) Learning Material

Contains relevant facts, concepts, principles, and procedures, presented in the form of points in accordance with the formulation of competency achievement indicators.

9) Learning Methods

Used by educators to create a learning atmosphere and process so that students achieve basic competencies adjusted to the characteristics of students and the basic competencies to be achieved.

10) Learning Media

Tools used in the learning process to convey lesson material.

11) Learning Resources

Can be books, print and electronic media, the environment, or other relevant learning resources.

12) Learning Steps

Learning steps are carried out through introduction, core, and closing stages. Introduction is the initial activity in a learning session aimed at arousing motivation and focusing students' attention to actively participate in the learning process.

13) Assessment of Learning Outcomes

Procedures and instruments for assessing the process and outcomes of learning are adjusted to the indicators of competency achievement and refer to assessment standards.

The lesson plan in this study is preferably using the Curriculum Merdeka format, considering the changes in the curriculum that have occurred in schools. However, in Al Urwatul Wutsqaa Islamic Boarding School, the implementation of the Merdeka Curriculum has not been fully applied, and it still uses the 2013 Lesson Plan format. Therefore, this study uses a Lesson Plan based on the 2013 Curriculum according to Regulation No. 65 of 2013.

2. Flashcards-Based Teaching Materials

In addition to the Lesson Plan (RPP), the researcher provides teaching materials for students as in-class activities, covering competency standards and performance indicators. According to Nuryasana & Desiningrum (2020), there are several components of teaching materials, including:

- a) Learning Guide
- b) Performance Competencies

- c) Supporting Information
- d) Exercises
- e) Work Instructions/Worksheets
- f) Evaluation

The example above includes both the Lesson Plan and teaching materials used by the researcher in this study. The researcher not only creates a lesson plan but also designs materials to be taught in class. These materials are used to ensure that activities can be carried out as effectively as possible to achieve the planned objectives in each lesson. There are three elements in teaching materials: pre-teaching, during teaching, and post-teaching (Kaharuddin, 2018).

- a) Pre-Teaching
- b) During Teaching
- c) Post-Teaching

3. Test Instruments

According to Heaton, JB (1988), there are several types of speaking tests, including:

- 1) Reading aloud
- 2) Conversation exchange
- 3) Describing pictures
- 4) Oral interviews and several other tests such as short speeches, group discussions, and role-playing.

4. The Effect of Using Flashcards Teaching Materials on Students'

Transactional Speaking Skills

The transactional test consists of a pre-test and a post-test. The pre-test is given to assess students' transactional speaking skills before treatment, and the post-test is given to determine the development of students' transactional speaking skills after treatment.

a. The Result of Experimental Class

On Monday, December 11, 2023, at 01:00 PM, the researcher conducted a pre-test on class VII C and obtained the following data:

Table 4.1 The Result of Pre-test of Experimental Class

No	Respondent	Speaking Component			Total
		Accuracy	Fluency	Comprehensibility	
1	01	2	2	2	6
2	02	1	1	2	4
3	03	1	1	2	4
4	04	1	1	2	4
5	05	1	1	1	3
6	06	2	2	2	6
7	07	2	2	2	6
8	08	1	2	2	5
9	09	2	2	2	6
10	10	1	1	2	4
11	11	1	2	1	4
12	12	1	2	1	4
13	13	1	1	1	3
14	14	1	2	2	5
15	15	1	2	2	5
Average		1.26	1.6	1.73	4.6

The pre-test was also processed and analyzed using SPSS which had eventually resulted in the following pre-test description:

Statistics

pretest experiment class

N	Valid	15
	Missing	0
Mean		4.6000
Median		4.0000
Std. Deviation		1.05560
Variance		1.114
Minimum		3.00
Maximum		6.00

Figure 4.1 Statistic Pre-Test Experimental Class

The description of pretest of Experimental class can also be seen in the following statistical histogram which was processed by using SPSS as well.

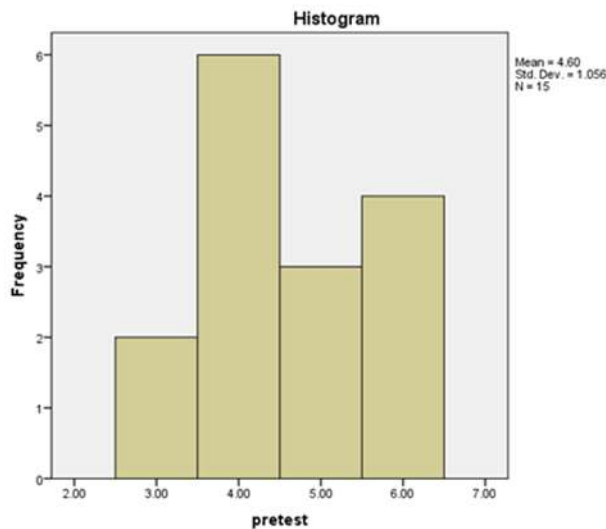


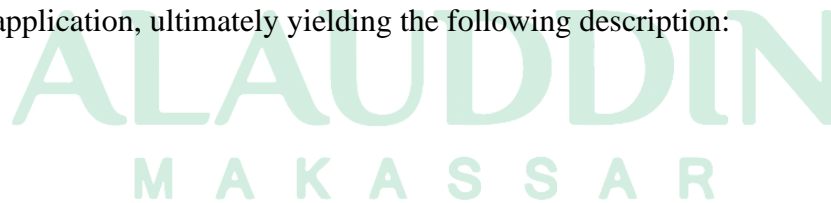
Figure 4.2 The Pretest Experimental Class Score Distribution and Frequency

On Thursday, December 14, 2023, at 01:00 PM, the researcher conducted a post-test on class VII C and obtained the following data

Table 4.2 The Result of Post-test of Experimental Class

No	Respondent Number	Speaking Components			Total
		Accuracy	Fluency	Comprehensibility	
1	01	2	3	3	8
2	02	2	2	3	7
3	03	2	2	2	6
4	04	2	2	2	6
5	05	2	2	3	7
6	06	3	3	3	9
7	07	2	3	3	8
8	08	3	3	3	9
9	09	2	2	3	7
10	10	2	3	2	7
11	11	2	3	2	7
12	12	2	2	2	6
13	13	2	3	3	8
14	14	2	3	3	8
15	15	2	3	3	8
Average		2.26	2.46	2.6	7.4

The results of the Experimental class were also processed and analyzed using the SPSS application, ultimately yielding the following description:



Statistics

posttest

N	Valid	15
	Missing	0
Mean		7.4000
Median		7.0000
Std. Deviation		.98561
Variance		.971
Minimum		6.00
Maximum		9.00

Figure 4.3 The Posttest Experimental Class Score Distribution and Frequency

The description of posttest of Experimental class can also be seen in the following statistical histogram which was processed by using SPSS as well.

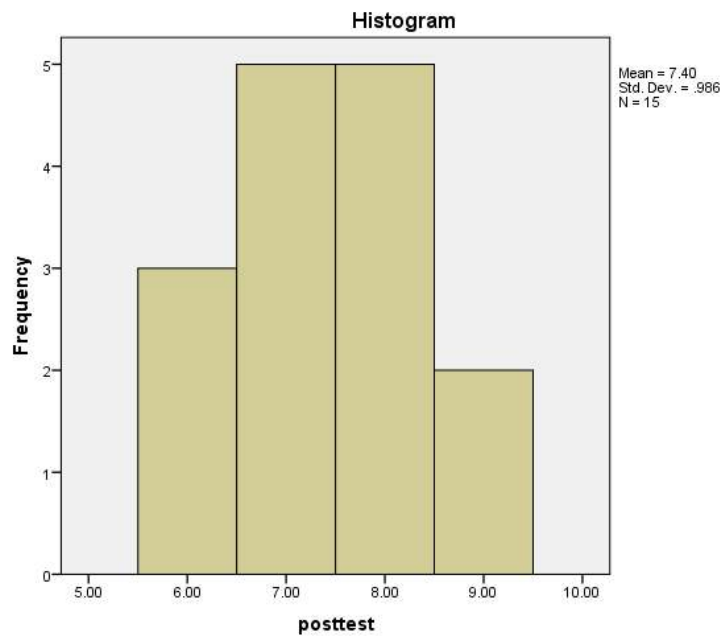


Figure 4.4 The Posttest Experimental Score Distribution and Frequency

b. The Result of Controlled Class

On Monday, December 11, 2023, at 01:00 PM, the researcher conducted a pre-test on class VII D and obtained the following data:

Table 4.3 The Result of Pre-test of Controlled Class

No	Respondent	Speaking Components			Total
		Accuracy	Fluency	Comprehensibility	
1	01	1	1	2	4
2	02	2	2	2	6
3	03	1	2	2	5
4	04	2	2	2	6
5	05	2	2	3	7
6	06	2	2	2	6
7	07	1	1	1	3
8	08	1	1	1	3
9	09	1	2	2	5
10	10	2	2	2	6
11	11	1	1	1	3
12	12	2	2	2	6
13	13	2	3	2	7
14	14	1	1	2	4
15	15	1	2	2	5
Average		1.46	1.8	1.8	5.07

The pre-test was also processed and analyzed using SPSS which had eventually resulted in the following pre-test description:

Statistics

pretest control class

N	Valid	15
	Missing	0
Mean		5.0767
Median		5.0000
Std. Deviation		1.38701
Variance		1.924
Minimum		3.00
Maximum		7.00

Figure 4.5 Statistic Pre-Test Controlled Class

The description of pretest of control class can also be seen in the following statistical histogram which was processed by using SPSS as well.

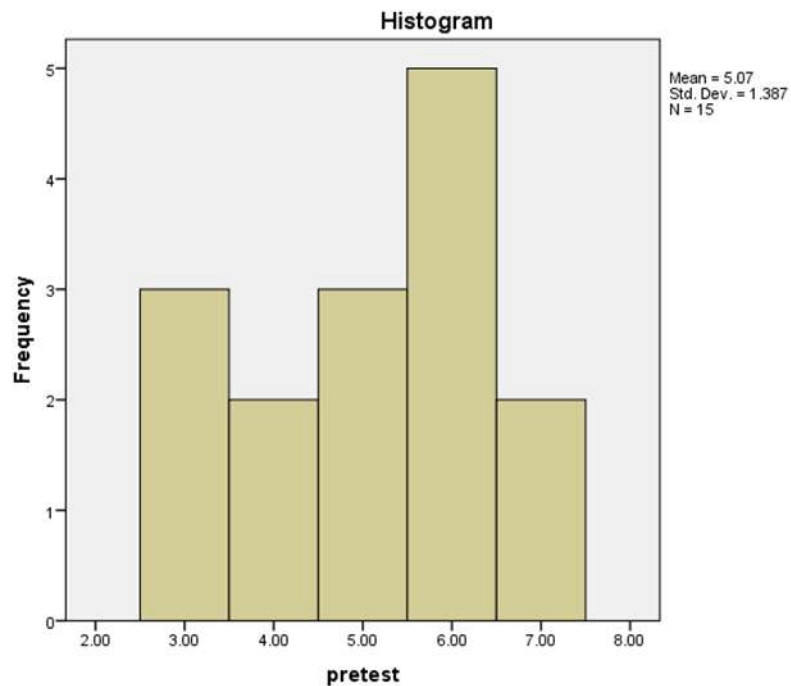


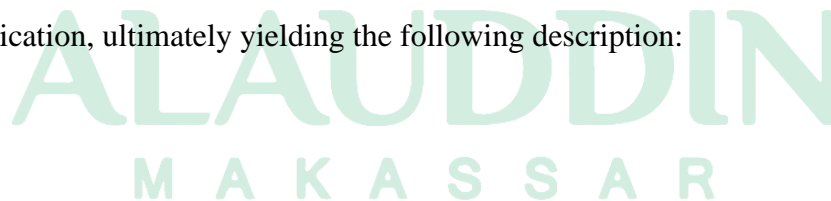
Figure 4.6 The Pretest Controlled Class Score Distribution and Frequency

On Thursday, December 14, 2023, at 01:00 PM, the researcher conducted a post-test on class VII D and obtained the following data:

Table 4.4 The Result of Post-test of Controlled Class

No	Respondent	Speaking Components			Total
		Accuracy	Fluency	Comprehensibility	
1	01	2	2	3	7
2	02	2	3	4	8
3	03	2	2	3	7
4	04	2	2	3	7
5	05	2	2	3	7
6	06	2	2	3	7
7	07	2	2	2	6
8	08	2	2	2	6
9	09	2	3	3	8
10	10	2	2	3	7
11	11	2	2	2	6
12	12	2	3	3	8
13	13	2	3	3	8
14	14	2	2	3	8
15	15	2	3	3	8
Average		2	2.26	2.8	7.2

The results of the Control class were also processed and analyzed using the SPSS application, ultimately yielding the following description:



Statistics

posttest

N	Valid	15
	Missing	0
Mean		7.2000
Median		7.0000
Std. Deviation		.77460
Variance		.600
Minimum		6.00
Maximum		8.00

Figure 4.7 *Statistic Post-Test Controlled*

The description of posttest of control class can also be seen in the following statistical histogram which was processed by using SPSS as well.

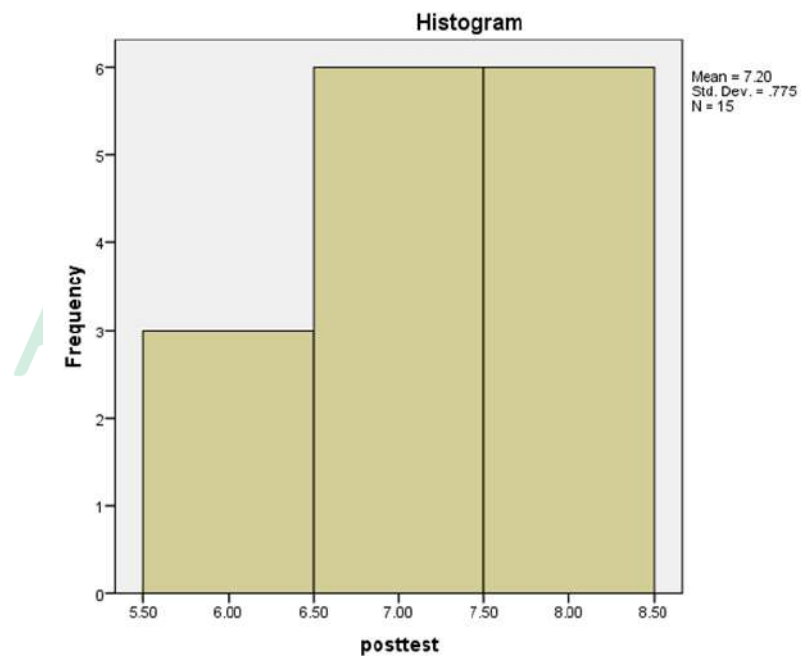


Figure 4.8 *The Posttest Controlled Class Score Distribution and Frequency*

5. The Overall Results of The Experimental Class dan Controlled Class

The results of the pre-test and post-test in the experimental and control classes are used to demonstrate the improvement in students' scores. The data is as follows:

Table 4.5 The Overall Result of the Pre-test and the Post-test of Experimental Class

No	Responden	Total Pre and Post test Score		The difference in scores
		Pre-test	Post-test	
1	01	6	8	2
2	02	4	7	3
3	03	4	6	2
4	04	4	6	2
5	05	3	7	4
6	06	6	9	3
7	07	6	8	2
8	08	5	9	4
9	09	6	7	1
10	10	4	7	3
11	11	4	7	3
12	12	4	6	2
13	13	3	8	5
14	14	5	8	3
15	15	5	8	3
Average		4.6	7.4	
Description		Poor	Fair	

Table 4.6 The Overall Result of the Pre-test and the Post-test of Controlled Class

No	Responden	Total Pre and Post test Score		The difference in scores
		Pre-test	Post-test	
1	01	4	7	3
2	02	6	8	2
3	03	5	7	2
4	04	6	7	1
5	05	7	7	0
6	06	6	7	1
7	07	3	6	3
8	08	3	6	3
9	09	5	8	3
10	10	6	7	1
11	11	3	6	3
12	12	6	8	3
13	13	7	8	2
14	14	4	8	4
15	15	5	8	3
Average		5.07	7.2	
Description		Poor	Fair	

The table above shows the difference in improvement for each student between the pre-test and the post-test. Therefore, the researcher can assert the quality of students' transactional speaking skills using SPSS, which produces a Box Plot representation as follows:

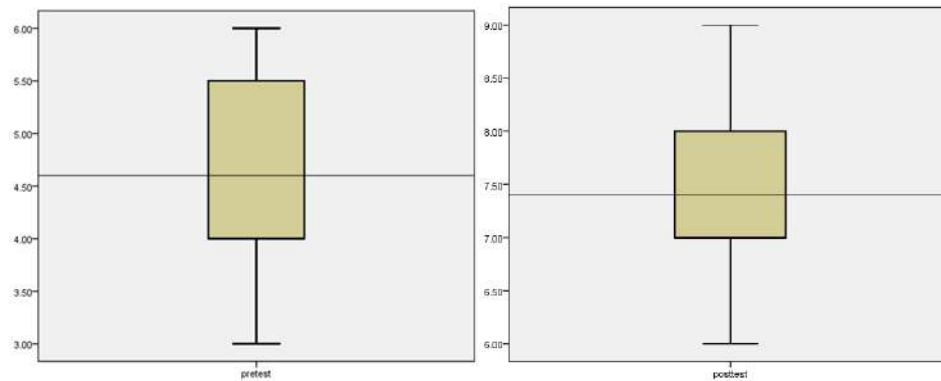


Figure 4.9 The Comparison between the Pre-test and Post-test Score Distribution

6. Assumption test

Before testing the hypothesis of this research, it is necessary to conduct a sample distribution test to determine whether the sample is normal or not. This test is called a normality test. The normality test aims to test all null hypothesis tests against an alternative hypothesis. The results of the normality test are related to the hypothesis statements as follows:

H_0 = Null hypothesis

The sample is normally distributed if the significance value is greater than 0.05 (sig > 0.05)

H_1 = Alternative hypothesis

The sample is not normally distributed if the significance value is less than 0.05 (sig < 0.05)

To test the normality of the sample distribution, this study uses SPSS output as follows:

One-Sample Kolmogorov-Smirnov Test

		pretest	posttest
N		15	15
Normal Parameters ^{a,b}	Mean	4.6000	7.4000
	Std. Deviation	1.05560	.98561
Most Extreme Differences	Absolute	.248	.195
	Positive	.248	.191
	Negative	-.174	-.195
Test Statistic		.248	.195
Asymp. Sig. (2-tailed)		.013 ^c	.128 ^c

a. Test distribution is Normal.

b. Calculated from data.

c. Lilliefors Significance Correction.

Figure 4.10 The One-Sample Kolmogorov-Smirnov Test

7. Independent T test

Once it is established that the pre-test and post-test samples are normally distributed, the implications of this research are as follows:

If Sig. (2-tailed) < 0.05, then H0 is rejected, and H1 is accepted.

If Sig. (2-tailed) > 0.05, then H0 is accepted, and H1 is rejected.

To test the hypothesis, an independent t-test is employed to determine whether H0 is accepted or not.

	Paired Differences					t	df	Sig. (2-tailed)
	Mean	Std. Deviation	Std. Error Mean	95% Confidence Interval of the Difference				
				Lower	Upper			
Pair 1 pretest - posttest	-2.80000	1.01419	.26186	-3.36164	-2.23836	-10.693	14	.000

Figure 4.11 Paired Differences

Based on the table above, it is known that the SPSS output for the one-sample T-test is -10.693, and sig (2-tailed) = 0.000. This output indicates that sig = 0.000 < p-value = 0.05. It implies that there has been an improvement due to the intervention. Therefore, the null hypothesis is rejected.

B. DISCUSSIONS

In this section, the researcher will explain the explanations of the points on **page 41** as follows:

1) Learning Guide

This component includes instructions for both teachers and students. It explains how educators should teach the material to students and how students should learn the content contained in the teaching materials.

2) Performance Competencies

Teaching materials should include competency standards, basic competencies, and learning achievement indicators that students must master. This clarifies the objectives that students need to achieve.

3) Supporting Information

Supporting Information includes various additional information that can complement teaching materials. It is expected to make it easier for students to grasp the knowledge they will acquire. Additionally, the knowledge acquired by students will be more comprehensive.

4) Exercises

Exercises are a form of tasks given to students to practice their skills after learning the teaching materials. This way, the skills they learn will be honed and mastered thoroughly.

5) Work Instructions/Worksheets

These sheets contain a set of procedural steps on how to perform specific activities related to practice or other tasks.

6) Evaluation

This is part of the assessment process. The evaluation component contains a set of questions directed at students to measure the extent of their mastery.

Then, in this section, the researcher will explain the explanations of the points on **page 41** as follows:

1) Pre-Teaching

In the pre-teaching phase, the researcher explains the topic. In this case, the topic is group discussion. So, the teacher explains the definition of transactional speaking, general guidelines for group discussions, standard procedures for group discussions, group discussion rules, and expressions.

2) While Teaching

While teaching, the transactional test consists of a pre-test and a post-test. The pre-test is given to assess students' transactional speaking abilities in the initial test.

- a. The researcher asks students to engage in group discussions. Students are formed into groups of 5.
- b. The researcher provides flashcards to each group with different themes.
- c. The researcher explains the flashcards.
- d. Students are asked to pay attention to the teacher's explanation.
- e. Students are asked to discuss flashcards related to the material.
- f. Students present their understanding of the flashcards.

3) Post-Teaching

After the lesson, the teacher assigns students to answer worksheets that will be provided.

This final explanation is related to the results of using flashcards on **pages 43** and beyond, as follows.

Based on the analysis of pre-test results for the Experimental Class in **Table 4.1** "The Result of Pre-test of Experimental Class," it is revealed that the total exam scores range from 1.00 to 18.00. The highest total score is achieved by respondents 1, 6, 7, and 9, each with a score of 6. Meanwhile, the lowest total scores are obtained by respondents 5 and 13, each with a score of 3. However, overall, students achieve an average score of 4.6 for their transactional speaking skills, indicating low performance before studying instructional material, as the score range for the low classification is 4.00 - 6.99.

Based on the analysis of post-test results for the Experimental Class in **Table 4.2** "The Result of Post-test of Experimental Class," it is noted that the total exam scores range from 1.00 to 18.00. The highest total scores are achieved by respondents 7 and 8, each with a total score of 9. Meanwhile, the lowest total scores are obtained by respondents 3, 4, and 12, each with a score of 6. However, overall, students achieve a score of 7.4 as an average score for their transactional speaking skills, indicating quite good performance after studying instructional material, as the score range for the fairly good classification is 7.00-9.99.

Based on the analysis of pre-test results for the Control Class in **Table 4.3** "The Result of Pre-test of Controlled Class," it is found that the total exam scores range from 1.00 to 18.00. The highest total scores are achieved by respondents 5 and 13 with a total score of 7. Meanwhile, the lowest total scores are obtained by respondents 7, 8, and 11, each with a score of 3. However, overall, students achieve an average score of 5.06 for their transactional speaking skills, indicating poor performance, as the score range for the poor classification is 4.00 - 6.99.

Based on the analysis of post-test results for the Control Class in **Table 4.3** "The Result of Post-test of Controlled Class," it is noted that the total exam scores range from 1.00 to 18.00. The highest total scores are achieved by respondents 2, 9, 12, 13, 14, and 15, each with a total score of 8. Meanwhile, the lowest total scores are obtained by respondents 7 and 8 with a score of 6. However, overall, students achieve a score of 7.3 as an average score for their transactional speaking skills, indicating good performance, as the score range for the fairly good classification is 7.00-9.99.

In **Table 4.5** "The Overall Result of the Pre-test and the Post-test of Experimental Class," there is a significant improvement from pre-test to post-test after the intervention, as well as the difference in pre-test and post-test values for each student. This means that students show an improvement in their transactional speaking skills after learning from the instructional material taught to them. Each respondent has a different improvement difference value,

as shown in **Table 4.5**, including respondents with low difference values marked in red, average values marked in yellow, and the highest values marked in green.

For example, respondent 09 has a low difference value, with an average score of 1 from pre-test (score 6) to post-test (score 7). Respondent 09 scored 2 for accuracy (pronunciation and grammar), 2 for fluency & vocabulary, and 2 for comprehension (understanding) in the pre-test, resulting in a total score of 6. In the post-test, respondent 09 scored 2 for accuracy, 2 for fluency & vocabulary, and 3 for comprehension, resulting in a total score of 7. The sentence spoken by respondent 09 in the pre-test is as follows:

- Researcher: What picture did you get?
- Respondent 09: Pencil.
- Researcher: Where did you buy your pencil? How much did it cost?
- Respondent 09: In store, two thousand rupiah.
- Researcher: Can you make a sentence about the pencil?
- Respondent 09: I have color black of pencil.

As for the sentences spoken by respondent 09 during post-test, they are as follows:

- Researcher: What picture did you get?
- Respondent 09: Farmer.
- Researcher: What does a farmer usually do?

- Respondent 09: He asked first about the English vocabulary for "menanam" (planting) then continued with the words he wanted to say Planting rice in field.
- Researcher: Please make a sentence about the farmer.
- Respondent 09: My father is a farmer.

And in **Table 4.5** "The Overall Result of the Pre-test and Post-test of Experimental Class," it also shows the highest difference in scores between pre-test and post-test for students, where the highest difference is achieved by respondent 13 with a difference value of 5. In the pre-test, respondent 13 scored 3, and in the post-test, they scored 8, resulting in a difference of 5. During the pre-test, respondent 13 scored 1 for accuracy (pronunciation and grammar), 1 for fluency & vocabulary, and 1 for comprehension, resulting in a total score of 3. In the post-test, respondent 13 scored 2 for accuracy, 3 for fluency & vocabulary, and 3 for comprehension, resulting in a total score of 8. The sentences spoken by respondent 13 during the pre-test are as follows:

- Researcher: What picture did you get?
- Respondent 13: Dentist.
- Researcher: What is the job of a dentist?
- Respondent 13: Extracting and examining teeth.
- Researcher: Please make a sentence about the dentist.
- Respondent 13: My aunt is a dentist.

He didn't answer any of the questions at all and was assisted by the researcher.

As for the sentences spoken by respondent 13 during the post-test, they are as follows:

- Researcher: What picture did you get?
- Respondent 13: Book.
- Researcher: Do you have a book? What kind of book?
- Respondent 13: I have novel, comic, and textbook.
- Researcher: Please make a sentence about the tbook.
- Respondent 13: I like read novel, comic, and textbook.

And in **Table 4.5** "The Overall Result of the Pre-test and Post-test of Experimental Class," it also indicates the average difference in scores between pre-test and post-test for students, where their average difference is 3.

Table 4.6 "The Overall Result of the Pre-test and the Post-test of Controlled Class" shows a significant improvement from pre-test to post-test after the intervention, as well as the difference in pre-test and post-test values for each student. This means that students demonstrate an improvement in their transactional speaking skills after learning from the instructional material taught to them. Each respondent has a different improvement difference value, as shown in Table 4.6, including respondents with low difference values marked in red, average values marked in yellow, and the highest values marked in green.

For example, respondent 05 has the lowest difference value, with a score difference of 0 from pre-test (score 7) to post-test (score 7). Respondent 05

scored 2 for accuracy (pronunciation and grammar), 2 for fluency & vocabulary, and 3 for comprehension in the pre-test, resulting in a total score of 7. In the post-test, respondent 05 scored 2 for accuracy, 2 for fluency & vocabulary, and 3 for comprehension, resulting in a total score of 7. The sentence spoken by respondent 05 during the pre-test is as follows:

- Researcher: What picture did you get?
- Respondent 05: Sheep.
- Researcher: Have you ever seen a sheep?
- Respondent 05: Yes.
- Researcher: Please make a sentence about a sheep.
- Respondent 05: Sheep have four leg and color white.

As for the sentences spoken by respondent 05 during post-test, they are as follows:

- Researcher: What picture did you get?
- Respondent 05: Eraser.
- Researcher: Do you have an eraser?
- Respondent 05: Yes.
- Researcher: Please make a sentence about the eraser.
- Respondent 05: I have many eraser.

And in **Table 4.5** "The Overall Result of the Pre-test and Post-test of Controlled Class," it also indicates the highest difference in scores between pre-test and post-test for students, where the highest difference is achieved by

respondent 14 with a difference value of 4. In the pre-test, respondent 14 scored 4, and in the post-test, they scored 8, resulting in a difference of 4. During the pre-test, respondent 14 scored 1 for accuracy (pronunciation and grammar), 1 for fluency & vocabulary, and 2 for comprehension, resulting in a total score of 4. In the post-test, respondent 14 scored 2 for accuracy, 2 for fluency & vocabulary, and 3 for comprehension, resulting in a total score of 8. The sentences spoken by respondent 14 during the pre-test are as follows:

- Researcher: What picture did you get?
- Respondent 14: Ruler.
- Researcher: Please make a sentence about a ruler.
- Respondent 14: I have a ruler.

He first asked about the English vocabulary for "have/having" and then continued with the words he wanted to say.

As for the sentences spoken by respondent 14 during the post-test, they are as follows:

- Researcher: What picture did you get?
- Respondent 14: Singer.
- Researcher: What is the job of a singer?
- Respondent 14: Singing.
- Researcher: Please make a sentence about a singer.
- Respondent 14: My dream is to become a singer.

He first asked about the English vocabulary for "dream/dreaming" and "become/becoming" and then continued with the words he wanted to say.

And **Table 4.5** "The Overall Result of the Pre-test and Post-test of Controlled Class," it also indicates the average difference in scores between pre-test and post-test for students, where their average difference is 3.

Additionally, in **Figure 4.9** "The Comparison between the Pre-test and Post-test Score Distribution," there is a representation of the SPSS Box Plot calculation confirming the quality of students' transactional speaking skills. The learning progress of students can be measured by comparing scores on the pre-test (4.6) and post-test (7.4).

From the table in **Figure 4.10** "The One-Sample Kolmogorov-Smirnov Test," the significant values for the pre-test and post-test are $0.013 > 0.05$ and $0.128 > 0.05$, respectively. This means that the sample is normally distributed.

To test the hypothesis, the t-distribution table is used. The **Figure 4.11** The Paired Samples Test shows that the calculated t-value is greater than the critical t-value. This indicates a significant difference between before and after the intervention. This is supported by the calculated t-value (-10.693), which is higher than the critical t-value (2.145) in the distribution table at a significance level of 0.05 with degrees of freedom (df) 14.

The research findings indicate that students' scores are significantly higher after using Flashcards for teaching transactional speaking (group discussion).

The use of flashcards is beneficial in improving students' transactional speaking skills in seventh-grade students at MTs Pondok Pesantren Al Urwatul Wutsqaa Sidrap.

Based on the research results, the implementation of Flashcards makes students more comfortable and confident in constructing sentences, enhancing their learning experience. This aligns with the findings of Fahrudin F et al. (2022), who discovered a significant difference when using Flashcards in teaching speaking skills. The data from Fahrudin F's study showed an improvement in speaking skills, as evidenced by the average scores: the pretest average was 48.46 out of 15 students, while the posttest average was 57.2 out of 15 students. The effectiveness test resulted in a significance value (sig.) of $0.000 < 0.05$, leading to the rejection of H_0 and acceptance of H_1 , indicating the effectiveness of using Flashcards to enhance children's speaking abilities.

This research aims to assess The Effect of Implementing Transactional Conversation Methods In Groups On The Speaking Abilities Of Students In Classes VII.8 And VII.10 At SMP Negeri 8 Yogyakarta. This aligns with the findings of Aprianus Saitakela (2013).

The test results indicate that students' English speaking abilities are still low due to conventional and non-innovative teaching methods. This study employs a quasi-experimental design with a non-equivalent pretest-posttest control group design. The experimental class (VII.10) follows the transactional conversation method in groups, while the control class (VII.8) uses monologue

procedures individually. After three sessions, both classes are tested to evaluate the impact of the teaching methods. The research concludes that the transactional conversation method in groups can enhance the English speaking abilities of students in class VII.

Additionally, it was found that students in the post-test obtained higher scores compared to students in the pre-test due to the use of Flashcards as a medium to help students improve their speaking skills. This can be attractive to capture students' attention during learning. Students become more engaged when the situation and conditions in the classroom differ from the usual, making them enthusiastic and comfortable.

The analysis of the gap in average scores between the pre-test and post-test ensures the effectiveness of Flashcards in transactional speaking. The pre-test results show that there were no students who received excellent or very good scores, no students received good scores, 13 students received poor scores, and 2 students received very poor scores.

On the contrary, post-test results, after students were taught using Flashcards to enhance transactional speaking skills, showed a significant difference. 12 students received good scores, and 3 students received poor scores. In this research, the researcher used Kaharuddin's (2014) speaking classification rubric.

This research employs a quasi-experimental method with a two-group pretest-posttest design. There are two research variables: the independent

variable, which is Flashcard, and the dependent variable, which is students' speaking skills. The population of this research consists of second-year students of MA Yafallah in the year 2020, totaling 352 students. This aligns with the findings of Etika Dewi Kusumaningtyas (2013).

The researcher conducted tests, namely pre-tests and post-tests, and before administering the post-test, the researcher provided treatment twice. The content included an explanation of what Flashcards are and how this strategy can improve transactional speaking skills. In the final meeting, the researcher conducted the post-test, and there was an improvement in students' transactional speaking skills after implementing Flashcards. This is related to the speaking score rubric, where the assessment includes Accuracy (Pronunciation and Grammar), Fluency/Vocabulary, and Comprehension (Understanding).

The research sample consists of 60 students selected using the Purposive Sampling technique. The study only used one instrument, namely an oral speaking test. Furthermore, the instrument process included both pre-tests and post-tests. Subsequently, the researcher collected data by assessing students' vocabulary and fluency. The data showed a significant difference between the post-test results of students in the experimental and control classes. Therefore, the researcher suggests that the use of Flashcards is effective in teaching speaking.

Based on the data analysis results, it is clear that the use of Flashcards is effective in enhancing transactional speaking skills in seventh-grade students at Pondok Pesantren Al Urwatul Wutsqaa. By using Flashcards, students have the opportunity to practice transactional speaking in class and improve their speaking skills.

The use of flash card media has advantages according to Susilana and Riyana (2009: 95), stating that the advantages of flash card media are divided into:

1. Portable: Due to their small size, Flash Cards can be easily carried, stored in pockets, and require minimal space. They can be used anywhere, whether in the classroom or outside.
2. Practical: Considering their creation and usage, flash cards are highly practical. Teachers do not need special expertise to use them, and they do not require electricity. When creating them, one simply arranges the images in the desired order, ensuring they are correctly positioned and can be easily stored by binding them together or using a special box to prevent scattering.
3. Easy to Remember: The characteristic feature of flash cards is presenting short messages on each card. For example, recognizing letters, numbers, animal names, etc. These short messages make it easy for students to remember. The combination of images and text simplifies the recognition of concepts; for instance, understanding the name of an object can be assisted by

its corresponding image, and vice versa, recognizing the form of an object or concept can be done by looking at its letters or text.

4. Enjoyable: Flash cards can be used in a playful manner, such as students competing to find specific objects or names from randomly stored flash cards. Through activities like running to find items based on instructions, students not only sharpen their cognitive abilities but also develop physical agility



CHAPTER V

CONCLUSION AND SUGGESTION

This chapter presents the research's conclusion as well as recommendations. Based on the findings of this research, suggestions and recommendations have been proposed.

A. Conclusion

Based on the results of the research and discussion in the previous chapter, it is concluded that seventh-grade students who were taught using flashcards showed a significant improvement in transactional speaking from pre-test to post-test. As a result, flashcards have proven to be an effective medium for enhancing students' speaking skills.

The effectiveness has been demonstrated through the pre-test and post-test scores of the experimental class, where before receiving treatment with flashcards, the pre-test mean score was relatively low at 4.6. Then, after the treatment, the post-test mean score became good, reaching 7.4.

Additionally, the paired differences results also indicate that the alternative hypothesis (H1) is accepted because the significance value is .000, which is lower than 0.05 ($.000 < 0.05$).

The research findings underscore that the adoption of flashcards facilitates students in honing their transactional speaking skills, enabling them to adeptly exchange information and deliver impactful presentations.

Moreover, it equips them with the ability to navigate real life situations effectively.

B. Sugestions

Drawing upon the aforementioned conclusion, the researcher extends the following recommendations for educators and prospective researchers:

1. For Educators:

In the realm of teaching and learning activities, particularly in the context of imparting transactional speaking skills, instructors are encouraged to incorporate Flashcards as an instrumental tool. This approach proves valuable, especially in fostering students' proficiency in transactional speaking within group discussions and various classroom engagements. Embracing innovative teaching methodologies over antiquated approaches is also advised.

2. For Students:

Students stand to benefit significantly from honing their transactional speaking skills by actively engaging with their peers using Flashcards. This practice not only enhances their speaking abilities but also provides motivation and facilitates a more comprehensive understanding of the subject matter.

3. For Future Researchers:

It is anticipated that readers and future researchers, through perusing this study, will enhance their knowledge and expertise in the domain of academic speaking. This research can serve as a valuable reference, inspiring further exploration and contributing to the ongoing discourse on effective teaching methodologies.



BIBLIOGRAPHY

- Ambarwati, R., & Hayati, N. (2020). *The Use of Flashcards as Teaching Media to Improve Speaking Ability of Eleventh Graders*.
- Arsyad dan Mukti, *Pembinaan Kompetensi Berbahasa Indonesia* (Jakarta: Erlangga, 1998), h. 23.
- Azhar Arsyad, *Media Pembelajaran*, (Jakarta: Rajawali Perss, 2011), h. 119-120
(Brown H. Douglas & Abeywickrama Priyanvada, 2020)
- Dimitrov, M. D., & Rumrill, P. D. (2003).
- Doman, Glann, in Nur Amini and Suyadi. "*Media Kartu Kata Bergambar dalam Meningkatkan Kemampuan Kosakata Anak Usia Dini*," PAUDIA Volume 09.
- Easwaramoorthy and Zarinpoush. *Interview for Research*. Canada: Imagine Canada University, 2006.
- Fahrudin, F., Rachmayani, I., Astini, B. N., & Safitri, N. (2022). *The Effectiveness of Using Flashcards to Improve Children's Speaking Skills*.
- Frey, Felix. SPSS (Software). *International Encyclopedia of Communication Research Methods*.

Halimatonsakdiah. *Development of Cognitive Abilities Regarding Counting Concepts with APE Flashcards in TK Hubbul Wathan Lamteuba Subdistrict, Seulimeum, Aceh Besar, Journal of Scientific Early Childhood Education Students*, Vol 1.

Hasan Alwi et al. (2005). *Kamus Besar Bahasa Indonesia*. Jakarta: Balai Pustaka.

Indrawan, R., & Yaniawati, P. (2017). *Quantitative Research Methodology*.

Kaharuddin, Andi, and Yassi Hakim. *Syllabus Design for English Language Teaching* (2nd Edition). Jakarta: Grup Prenamedia. 2018.

Kaharuddin, Andi. *Transactional Speaking: A Guide to Improving Transactional Exchange Skills in English for Group Discussion (GD) and Interviews*. Gowa: Gunadarma Ilmu, 2018.

Kaur, S. P. (2013). *Variables in research. Indian Journal of Medical Research and Reports*, 3(4), 36-8.

Kusumaningtyas, E. D. (2021). *The Use of Flashcard to teach Speaking at the second year Students of MA Yafallah. Journalistics: Journal of English Teaching and Applied Linguistics*, 1(01), 23-32.

List of Journals. 2014 1;7(2):205-24 November.

Nasution, R. (2003). *Sampling Techniques. Faculty of Public Health, Universitas Sumatera Utara*, 1, 1–7.

Nuha U. (2019) *Transactional and Interpersonal Conversation Texts in English Textbooks*.

- Ridwan, R., & Nurhaeni, N. (2021). *The Influence of Flashcards Media in Improving Students' Speaking Skill on the First Grade of Junior High School*. IDEAS: Journal on English Language Teaching and Learning, Linguistics and Literature, 9(2), 473-489.
- Saitakela, A. (2013). *Pengaruh Metode Percakapan Transaksional Terhadap Kemampuan Berbicara Siswa Kelas VII. 8 dan VII. 10* (Doctoral dissertation, Universitas Gadjah Mada).
- Sugiyono. (2017). *Research Methods: Quantitative, Qualitative, and R&D*. Bandung: Alfabeta.
- Suhartono. (2005). *Development of Early Childhood Speaking Skills*. Jakarta: Directorate General of Higher Education, Ministry of National Education, p. 22.
- Sukmawati and Purbaningrum in Densemina Yunita Wabdaron, Yansen Alberth Reba. *"Improving Speaking Skills Through Problem-Based Learning Methods for Elementary School Students in Manokwari, West Papua,"* Papeda Journal: Journal of Publication and Basic Education, Vol. 2.
- Susilana, R. dan Riyana,C. (2009). *Media pembelajaran*. Bandung : CV Wacana Prima.
- Wahyuni, R., & Vourezky, N. (2021). *The effect of using flashcard improving students' speaking achievement through drilling technique*. Indonesian Journal of Education, Social Sciences and Research (IJESSR), 2(2), 114-117.

Wicaksana, A., & Rachman, T. (2018). Untitled Untitled Untitled. *Angewandte Chemie International Edition*, 57(3), 951–952.





APPENDIX

UNIVERSITAS ISLAM NEGERI
ALAUDDIN
M A K A S S A R

APPENDIX 26
DOCUMENTATION



UNIVERSITAS NEGERI
ALAUDDIN
M A R

APPENDIX 27

School Profile

Sidenreng Rappang (Sidrap) is one of the districts familiar with the world of Islamic boarding schools. One of the renowned boarding schools in the district, nicknamed Bumi Nene Mallomo, is the Al-Urwatul Wutsqaa Islamic Boarding School (PPUW). It is located in a village area approximately 3 km away from the urban area, precisely in Benteng Village, Baranti District, Sidrap Regency, South Sulawesi. The pesantren was founded by AGH Abd Muin Yusuf alias Gurutta Kali Sidenreng, on January 1, 1974. The name Al-Urwatul Wutsqaa is taken from a phrase in the holy Quran, found in Surah Al-Baqarah verse 256, which means a firm bond.

BOARDING SCHOOL PROFILE

1. Name of Boarding School: Al Urwatul Wutsqaa Islamic Boarding School.

2. Boarding School Address:

Street: K.H. Abd. Muin Yusuf No 1

Village: Benteng

District: Baranti

Regency: Sidenreng Rappang

Province: South Sulawesi

Code Pos : 91652

3. Boarding School Statistical Number: 512731404001

4. Year Founded: January 1, 1974

5. Year of Operation: January 1, 1974

6. Land Status: Endowment (Wakaf)

7. Land Ownership Documents: Deed and Certificate

8. Land Area: 75,000 m²

9. Building Status: Foundation-owned

10. Building Area: 5875 m²

NPSN (School Identification Number): 40320149

School Status: Private

Education Level: MTs (Madrasah Tsanawiyah)

Supervising Ministry: Ministry of Religious Affairs

Affiliation: None

NPYP (School Accreditation Number): -

Establishment Decree Number: 1/XIII-TSn/79

Establishment Decree Date: November 1, 1979

Operational Decree Number: Kd.21.16/PP/01/2015

Operational Decree Date: March 27, 2015

Operational Decree File: See Operational Decree

Operational Decree Upload Date: November 9, 2021, 07:57:43.980

Accreditation: A

1) Vision of Al-Urwatul Wutsqaa Islamic Boarding School in Benteng:

To realize Al-Urwatul Wutsqaa Islamic Boarding School as an independent, research-oriented, trusted, and one of the best boarding schools in South Sulawesi by the year 2025, producing alumni who are globally competitive, morally upright, and environmentally aware.

2) Mission of Al-Urwatul Wutsqaa Islamic Boarding School in Benteng:

- a) To cultivate scholars as successors to the prophets.
- b) To cultivate leaders who are anti-corruption and anti-drugs as the next generation of national leadership.
- c) To cultivate community service leaders who possess independence and professionalism in their respective fields.
- d) To cultivate righteous Indonesian Muslim generations by practicing Islam in a friendly manner with the understanding of Ahlussunnah wal-Jamaah.
- e) To enhance and expand cooperation networks with various parties for the improvement of educational quality and community service.
- f) To preserve local wisdom values as a foundation in fostering environmentally-conscious Muslim generations.

Visi-Dan-Misi, n.d., accessed March 23, 2024,

<http://masppalurwatulwutsqaa.sch.id/page/visidan-misi>.

CURICULUM VITAE

Nurul Ahyatul Fitri Jumardin was born on Thursday December 25, 2000 in Tanrutedong, South Sulawesi. She is the eldest of three siblings from the marriage of Jumardin and Jumarni. Nurul Ahyatul Fitri Jumardin, affectionately known as Nurul or Atul, started her education in 2010 at SDN 4 Pangkajene Sidrap.

She graduated in 2013 and continued her schooling at Pondok Pesantren Al Urwatul Wutsqaa Benteng Sidrap for six years, which included three years of Madrasah Tsanawiyah and three years of Madrasah Aliyah. She graduated in 2019. She then pursued her studies at Universitas Islam Negeri Alauddin Makassar in 2019, majoring in English Education.

