

**USING JIGSAW AND STUDENT TEAM ACHIEVEMENT DIVISION
TECHNIQUES IN TEACHING READING TO THE SECOND YEAR
STUDENTS OF MADRASAH ALIYAH MADANI PAO-PAO**



A Thesis

Submitted in Partial Fulfillment of the Requirements for the
Degree of Bachelor Education in English Education
of the Faculty of Tarbiyah and Teacher Training
of Universitas Islam Negeri Alauddin Makassar

By:

CANITA MAHFUZAH ROSTLANK

Reg. Number 20400119012

**THE FACULTY OF TARBIYAH AND TEACHER TRAINING
UNIVERSITAS ISLAM NEGERI ALAUDDIN MAKASSAR**

2024

PERNYATAAN KEASLIAN SKRIPSI

Mahasiswa yang bertanda tangan dibawah ini:

Nama : Canita Mahfuzah rostlank

NIM : 20400119012

Tempat/Tgl. Lahir : Pallangga, 26 Juni 2001

Jur/Prodi/Konsentrasi : Pendidikan Bahasa Inggris

Fakultas/Program : Tarbiyah dan Keguruan

Alamat : BTN. Pao-Pao Permai blok. B 8 no. 8

Judul Skripsi : *Using Jigsaw and Student Team Achievement Division
Techniques in Teaching Reading to the Second Year
Students of Madrasah Aliyah Madani Pao-Pao*

Menyatakan dengan sesungguhnya dan penuh kesadaran bahwa skripsi ini adalah hasil karya sendiri. Jika kemudian hari terbukti bahwa ini merupakan duplikat, tiruan, plagiat, atau dibuat oleh orang lain, sebagian atau seluruhnya, maka skripsi dan gelar yang diperoleh karenanya batal demi hukum.

UNIVERSITAS ISLAM NEGERI

ALAUDDIN
MAKASSAR

Samata-Gowa, 3 Juli 2024
Penyusun



Canita Mahfuzah Rostlank
NIM 20400119012

PERSETUJUAN UJIAN MUNAQASYAH

Skripsi dengan judul "Using Jigsaw and Student Team Achievement Division Techniques in Teaching Reading to the Second Year Students of Madrasah Aliyah Madani Pao-Pao", yang disusun oleh Saudari **Canita Mahfuzah Rostlank**, NIM: 20400119012, telah diseminarkan dalam Ujian Kualifikasi Hasil Skripsi pada hari Senin, 4 Desember 2023 M, bertepatan dengan tanggal 20 Jumadil Awal 1445 H. Skripsi tersebut telah melalui proses perbaikan dan memenuhi syarat-syarat ilmiah serta disetujui untuk diajukan dalam Ujian Munaqasyah.

Demikian persetujuan ini diberikan untuk proses selanjutnya.

PEMBIMBING:

1. Prof. Dr. Hj. Djuwainah Ahmad, M.Pd., M. TESOL.
2. Muhammad Syahrudin Nawir, M.Hum.




PENGUJI:

1. Dr. Hj. Mardiana, M.Hum.
2. Nur Afiyah Nur, M.Pd.



Gowa, 3 Januari 2024

Ketua Jurusan PBI,






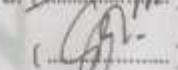


Dr. Siti Nurpahmi, S.Pd., M.Pd.
NIP. 19740308 200901 2 003

PENGESAHAN SKRIPSI

Skripsi berjudul, "Using Jigsaw and Student Team Achievement Division in Teaching Reading to the Second Year Students of Madrasah Aliyah Madani Pao-Pao", yang disusun oleh **Canita Mahfuzah Rostlank**, NIM: **20400119012**, mahasiswa Jurusan/Prodi Pendidikan Bahasa Inggris, Fakultas Tarbiyah dan Keguruan, UIN Alauddin Makassar, telah diuji dan dipertahankan dalam sidang Ujian Skripsi/Munaqasyah yang diselenggarakan pada hari Kamis, tanggal 29 Februari 2024 M, bertepatan dengan 19 Syaban 1445 H, dinyatakan telah dapat diterima sebagai salah satu syarat untuk memperoleh gelar sarjana dalam Ilmu Tarbiyah dan Keguruan, Jurusan/Prodi Pendidikan Bahasa Inggris dengan beberapa perbaikan.

Samata-Gowa, 29 Februari 2024
19 Syaban 1445 H.

DEWAN PENGUJI: Nomor SK 1606 Tahun 2024

Ketua	: Dr. Sitti Nurpahmi, S.Pd., M.Pd.	()
Sekretaris	: Dr. Azizul Hakim, M.Pd.I.	()
Munaqisy I	: Dr. Hj. Mardiana, M.Hum.	()
Munaqisy II	: Nur Aliyah Nur, M.Pd.	()
Pembimbing I	: Prof. Dr. Hj. Djuwairiah Ahmad, M.Pd., M.TESOL.	()
Pembimbing II	: Muhammad Syahrudin Nawir, M.Hum.	()

Diketahui oleh:
Dekan Fakultas Tarbiyah dan Keguruan
UIN Alauddin Makassar,



Dr. Andi Achruh, M.Pd.I.
196609081994031002

ACKNOWLEDGEMENTS

بِسْمِ اللَّهِ الرَّحْمَنِ الرَّحِيمِ

In the name of the Most Benevolent and Merciful Allah. Glory be to Allah SWT for providing the researcher with His favor and ease, who has enabled the researcher to effectively finish this writing thesis. Until the end of time, may *Shalawat* and *salam* be freely given to the prophet Muhammad SAW, His loved ones, friends, and devoted adherents. Peace be upon Him who has brought humanity from darkness to lightness or from a life of hardship to one of better living.

Many people have helped the researcher much with the composition of this thesis, providing invaluable direction, criticism, suggestions, counsel, and support to the researcher during the writing of this thesis. Thanks to the researcher's beloved mother and sister, **Rostiah** and **Fildzah Rostlank** who never stop loving and praying for the researcher, inspring, educating, and providing, unending support for the researcher's success. The completion of this thesis would not have been possible without them. Thus, the researcher would like to express her sincere gratitude and admiration to those individuals, particularly to:

1. **Prof. Hamdan Juhannis M.A, Ph.D.**, as the Rector of Universitas Islam Negeri Alauddin Makassar, and all his vices.
2. **Dr. H. Andi Achruh AB. Passinringi, M.Pd.I.**, as the Dean of Tarbiyah and Teaching Faculty of Universitas Islam Negeri Alauddin Makassar, and all his vices.
3. **Dr. Sitti Nurpahmi, S.Pd., M.Pd.**, as the Head of English Education Department and **Nur Aliyah Nur, M.Pd.**, as the Secretary of English Education Department of Tarbiyah and Teaching Training of Universitas Islam Negeri Alauddin Makassar, and the researcher's second examiner.
4. **Prof. Dr. Hj. Djuwairiah Ahmad, M.Pd., M. TESOL.**, and **Muhammad Syahrudin Nawir, M.Hum.**, as the first and the second consultants who have given their patience, valuable time, assistance, and guidance for the

researcher to finish her thesis.

5. **Dr. Hj. Mardiana, M.Hum.**, as the first examiner, thank you for the willingness to review this research and give some advice for the researcher to complete her research.
6. The Headmaster, the English Teacher, the operator of Tarbiyah and Teacher Training of Universitas Islam Negeri Makassar for their guidance during her study.
7. **Rustan, S.Pd.**, as the Principal of Madrasah Aliyah Madani Pao-Pao.
8. **Husni Tamrin**, the English teacher at Madrasah Aliyah Madani and all the students of the eleventh grade at **Madrasah Aliyah Madani Pao-Pao** for their assistance in performing this research.
9. **Julia Wafiq Azizah** and **Amri Yahya**, who guided and assisted the researcher with patience while she finished her thesis.
10. The researcher's bestfriends, **Nurul Aulia Ningsih**, **Andi Reskiyah Ramadhani**, **Zaida Haiyun Sakinah Umar**, and **Andi Nova Syahputri Yushar**, who always beside her, helped, and supported the researcher during the research.
11. **Nur Annisa Syahrir**, **Sri Wahyuni Jamil**, and **Rezqyah Amalia** who always supported the researcher during completing the thesis.
12. The researcher friends in **English Education Department (PRODI9IOUS in academic year 2019)** for all of their encouragement and drive to overcome challenges throughout the study together in Universitas Islam Negeri Alauddin Makassar.

The researcher consciously realizes this thesis is not as perfect as what had expected. There are still error and deficiency inside of it. However, there is no one who can do something perfectly since the perfection only belongs to Allah SWT. Therefore, the researcher will try to do better in the next responsibility.

Samata-Gowa, 2024


The Researcher,

Canita Mahfuzah Rostlank

LIST OF CONTENTS


COVER PAGE	i
PERNYATAAN KEASLIAN SKRIPSI	ii
PERSETUJUAN UJIAN MUNAQASYAH	iii
PENGESAHAN SKRIPSI	iv
ACKNOWLEDGEMENT	v
LIST OF CONTENTS	vii
LIST OF TABLES	ix
LIST OF FIGURES	x
LIST OF APPENDICES	xi
ABSTRACT	xii
CHAPTER I INTRODUCTION	1
A. Background	1
B. Problem Statement	6
C. Research Objectives	6
D. Research Significance	7
E. Research Scope	8
F. Operational Definition of terms	9
CHAPTER II LITERATURE REVIEW	11
A. Previous Related Research Findings	11
B. Partinent Ideas	13
C. Theoretical Framework	26
D. Hypothesis	27
CHAPTER III RESEARCH METHODOLOGY	28
A. Research Method	28
B. Population and Sample	28
C. Research Variable	29
D. Research Instrument	30
E. Data Collection Procedure	32
F. Data Analysis Technique	33

CHAPTER IV FINDINGS AND DISCUSSIONS	34
A. Findings	34
B. Discussions	44
CHAPTER V CONCLUSIONS AND SUGGESTIONS	55
A. Conclusions	55
B. Suggestions	56
REFERENCES	57
APPENDICES	61
CURRICULUM VITAE	86



LIST OF TABLES

Table 3.1 Reading Score Classification	29
Table 4.1 The Result of Experimental Class in Pre-Test	33
Table 4.2 The Result of Experimental Class in Post-Test	34
Table 4.3 The Result of Controlled Class in Pre-Test	36
Table 4.4 The Result of Controlled Class in Post-Test	38
Table 4.5 The Values of Mean and Standard Deviation for the Experimental Class and Controlled Class	39
Table 4.6 The Result of Independent Sample T-test	40




LIST OF FIGURE

Figure 2.1 Theoretical framework24



LIST OF APPENDICES

Appendix 1 Lesson Plan	57
Appendix 2 Research instrument	70
Appendix 3 The Result of Pre-Test and Post-Test	77
Appendix 4 Teaching Material	79
Appendix 5 Classwork	80
Appendix 6 Documentation	81



ABSTRACT

Name : Canita Mahfuzah Rostlank
Reg. Number : 20400119012
Department : English Education Department
Faculty : Tarbiyah and Teaching Science Faculty
Title : *“Using Jigsaw and Student Team Achievement Division Techniques in Teaching Reading to the Second Year Students of Madrasah Aliyah Madani Pao-Pao”*
Consultant I : Prof. Dr. Hj. Djuwairiah Ahmad, M.Pd., M. TESOL.
Consultant II : Muhammad Syahrudin Nawir, M.Hum.

This research is focused on the students' reading comprehension in reading English text. The purposes of this research are (1) to know the students' reading achievement after being taught using Jigsaw Technique. (2) to know the students' reading achievement after being taught using Student Team Achievement Division (STAD) Technique, and (3) to know the difference between the students' reading achievement taught using Jigsaw Technique and those taught using Student Team Achievement Division (STAD) Technique at the second year students of Madrasah Aliyah Madani Pao-Pao.

The study was quantitative research, with Pretest-Posttest Nonequivalent Control Group Design. This research used two groups; experimental and controlled classes. Which was focused on giving treatment to the experimental class by applying Jigsaw Technique and teaching reading by applying Student Team Achievement Division (STAD) of controlled class. The researcher distributed the pre-test and post-test of reading test to the experimental class in XI MIA 4 and to the controlled class in XI MIA 1. The sample was the eleventh grade students of Madrasah Aliyah Madani Pao-Pao consisting of 30 students from class XI MIA 1, and 29 students from class XI MIA 4.

The results of the research reveal that the students average score of pre-test and post-test in experimental class are 33.45 and 65.69, while the pre-test and post-test in controlled class are 32.33 and 69.67. The outcomes of the data analysis reveal that there is an improvement in students' reading comprehension after being taught using Jigsaw Technique and those taught using Student Team Achievement Division (STAD) Technique. The H_0 is accepted and H_1 is rejected, which means that there is no significant difference in the reading achievement of second-year students at Madrasah Aliyah Madani Pao-Pao between Jigsaw and Student Team Achievement Division (STAD) Techniques.

Based on the result analysis, the researcher concludes that Jigsaw and Student Team Achievement Division (STAD) Techniques can be used as an alternative strategy to teach reading. First, by using Jigsaw and Student Team Achievement Division (STAD) Techniques can help the students understand the reading texts since they were able to shared their opinions and the difficulties to their friends in a group. Second, can increase students' sense of responsibility and hone togetherness and mutual cooperation between group members with the aim of doing the task successfully. The researcher expects that the teachers can use learning methods other than student team Achievement Division (STAD) Technique, namely the Jigsaw technique as English language learning, especially in teaching reading.

CHAPTER I

INTRODUCTION

A. Background

Reading is one of the important skills in English that has several advantages for students. People can learn more by reading books, magazines, newspapers, and other types of content. It is the most crucial element of learning and social interaction since, first and foremost, reading is a necessary skill for communication in a civilized society. Second, the reading materials produced in any period of time in history are most influenced by social background.

There are many definitions of reading. Reading is when someone looks into a written text and starts to absorb the information from the written linguistic message. In Longman Dictionary of Applied Linguistics (1992:483), reading is said as: (a) perceiving a written text in order to understand its content. This can be done silently (silent reading). The understanding that results is called reading comprehension, and (b) saying a written text aloud (oral reading). This can be done with or without understanding of the content. Other definition by Collins English Learners Dictionary (2006, cited in Saleng, 2020), purpose that reading is an act of looking at an understanding point. This is very true because reading requires comprehension to understand several words in a sentence and make them meaningful. Same goes to each sentence in order to understand the entire text.

Beside all of the definitions from the dictionary, there are additional definitions that other people have created. Reading is one of the four language skills, along with writing, reading, listening, and speaking (Mary Spratt, *et al.*, 2005:21). It is a receptive talent, like listening, therefore responding to text rather than producing it is required. Basically, reading involves making sense of text. To accomplish this, it is important to understand the language of the text at word level, sentence level and whole-text level, it is also important to connect the message of the text to our knowledge of the world. According to Farris, *et al.* (2004:324, cited in Saleng, 2020), reading means getting meaning from print. Reading is not phonic, vocabulary, syllabication, or other "skills," as useful as these activities may be. The essence of reading is a transaction between the words of an author and the mind of a reader, during which meaning is constructed. This means that the main goals of reading instruction must be comprehension: above all, we want readers to understand what is on a page.

The most important thing in teaching and learning reading is comprehension of the reading material. According to Elizabeth, *et al.* (2003:14), comprehension is an active process in the construction of meaning and the process of deriving meaning from connected text. It involves word knowledge (vocabulary) as well as thinking and reasoning. Therefore, comprehension is not a passive process, but an active process. It means that reading comprehension is a process of activity to get the meaning or knowledge from text. Reading comprehension is very important in reading activity, without reading comprehension the reader can not get the

information from the reading material. So, reading comprehension is a process to find out the purpose of the text, and it is very important in reading activity.

According to Marksheffel in Irwan (2005), reading is a highly complex, purposeful thinking process engaged by the entire organism while acquiring knowledge and evolving new ideas. Solving problems, relaxing or recuperating through the interpretation of printed symbols. It means that reading is an activity between writer and reader, the writer send his ideas in the writer symbol and then the reader catches the idea from the printed page. Reading is very complex process to learn and to teach, it involves eyes and brain. Eyes look at the messages in the printed pages and then send into the brain, the brain processes the significance of the message.

Similarly, reading is not an easy skill to master. This is a complex process that requires the reader's special expertise. According to Nunan (2003: 33), reading needs to be identified as well as a process of interpretation that requires the reader's knowledge of the structure of the language used in the text and the reader's knowledge of the topic given. This complexity makes some students less interested in this kind of activity. According to Hasibuan and Ansyari (2007), reading is an interactive process that takes place between the reader and the text, resulting in understanding. The purpose of reading also determines the right approach to reading comprehension. This means that reading is an activity to understand the text, and by understanding the text, we can obtain information or messages from the author. They find it difficult to understand what is read because they do not know the techniques that can help them read more effectively and efficiently. This phenomenon occurs in

almost every language class, because some students have difficulty understanding English subject matter. Some of them consider that the material is too difficult to master. Various reading materials can make teaching and learning to read English more creative, interesting, challenging and useful. In exploring students' prior knowledge, of course, we need a method or technique.

Based on the pre-research conducted at Madrasah Aliyah Madani, the researcher found that most students at MA Madani had difficulty understanding the reading texts, especially for the eleventh grade of students in Madrasah Aliyah Madani. Most of them only try to translate the text given to them. They only focus on the meaning of each word without trying to understand the whole text. It is not realized that the word may have different meanings in different contexts. Usually when they read some texts, they spend time translating words. When they find text that has long paragraphs or lots of text in one task, they usually lose motivation because they think that it will take a long time to translate the text. They lose interest in reading, even in learning English. The problems above make students at Madrasah Aliyah Madani unable to understand reading texts to the fullest, so the process of learning to read and learn English can not be optimal. It can be seen those problems related with the students' difficulty in reading comprehension. It's necessary for English teacher to solve the problem by implementing some techniques in order to improve in reading comprehension text. Because the successful of students' learning is determined by technique given by the teacher.

Based on the problems, teacher should use strategy or technique of

teaching that can develop the reading comprehension of students. There are many kinds of reading technique that can be apply by the teacher. Related to the explanation above, the researcher proposes the Jigsaw Technique and Student Team Achievement Division (STAD) as a teaching technique. According to Argawati & Haryudin (2018) in Solihat & Syahrizal (2018), the Jigsaw Technique is a method of organizing classroom activity that makes students dependent on each other to succeed. Just as a Jigsaw puzzle is a collection of various pieces that come together to make a complete picture, the Jigsaw method of teaching is a collection of topics that will be fully developed by students before coming together to make a complete idea. To be more specific, this type of cooperative learning strategy allows individuals or small groups to become responsible for a subcategory of a larger topic. After researching and developing their idea, each individual or small group then has the responsibility to teach it to the rest of the group or class.

Student Team Achievement Division (STAD) is a cooperative learning strategy in which small groups of learners with different levels of ability work together to accomplish a shared learning goal. According to Slavin (1995) in Isnaini and Kurniawan (2020), Student Team Achievement Division (STAD) is a simple type of cooperative learning method, and Student Team Achievement Division (STAD) method is very appropriate for novice educators. It was established based on the fulfillment of instructional pedagogy. It is used to meet well-defined instructional objectives. It is a learning strategy in which there is a small group of learners with different levels of abilities who all come together to accomplish a shared learning goal. Based on the explanation above,

the researcher taught the students continually by giving two different methods in two class. Those methods were Jigsaw and Student Team Achievement Division (STAD) Techniques that were compare. In those research methods that applied to teaching reading, the researcher decided to choose the Jigsaw technique as the method that was compared with the Student Team Achievement Division (STAD) Technique, which Student Team Achievement Division (STAD) was a method that has been used by Madrasah Aliyah Madani teachers as a method of learning English.

B. Problem Statement

Based on the explanation of the background of the study, there are some problems or factors that influence students' reading comprehension. Those are identified in the following research questions:

1. What is the students' reading achievement after being taught using Jigsaw Technique?
2. What is the students' reading achievement after being taught using Student Team Achievement Division (STAD) Technique?
3. Is there any significant difference between the students' reading achievement taught using Jigsaw Technique and those taught using Student Team Achievement Division (STAD) Technique at the second year students of MA Madani Pao-Pao?

C. Research Objectives

The objectives of this research:

1. To know the students' reading achievement after being taught using

Jigsaw Technique.

2. To know the students' reading achievement after being taught using Student Team Achievement Division (STAD) Technique.
3. To know the difference between the students' reading achievement taught using Jigsaw Technique and those taught using Student Team Achievement Division (STAD) Technique at the second year of Madrasah Aliyah Madani Pao-Pao.

D. Research Significance

1. Theoretical Significance

For the theoretical contribution, the result of this research will be expected to support the previous theories about the comparative study between Jigsaw and Student Team Achievement Division (STAD) Techniques in teaching reading. This research is expected to give contribution of any value to other researchers in conducting the further research of the similar topic, as reference to other researchers who want to study using Jigsaw and Student Team Achievement Division (STAD) Techniques more intensively in teaching reading.

2. Practical Significance

The result of the study gives some useful information about the effectiveness of the two methods, namely Jigsaw and Student Team Achievement Division Techniques, in teaching reading comprehension. This research is expected to give contribution to the teachers, students, the school, and the readers. First, this study is expected to be an alternative teaching method for English teachers. English teachers can use these methods to

improve students' reading comprehension. It will improve the quality of teaching.

Second, this study is expected to support the students understanding of the materials of reading. This study is also expected to improve students' reading comprehension and, of course, their reading achievement. As a result, students are more engaged in learning English than ever before. And they have a positive sense that English is not difficult. Third, for readers or other researchers, it is expected that the result of this study can help other researchers who do further research on the same subject and can be a reference. The last, for the school, is that the study may be able to contribute to the teaching-learning process, especially in English, and this research is expected to be useful to develop the education quality of Madrasah Aliyah Madani Pao-Pao.

E. *Research Scope*

The researcher specified the study on teaching reading using Jigsaw and Student Team Achievement Division (STAD) Techniques in teaching reading comprehension. The researcher decided to choose Jigsaw Technique as the method that compared with Student Team Achievement Division (STAD) Technique, which is a method that has been used by Madrasah Aliyah Madani teachers as a method of learning English. To determine the effectiveness of doing this research, the researcher chooses the subject of the research that was the eleventh grade students of Madrasah Aliyah Madani Pao-Pao. The syllabus at the eleventh grade students' of Madrasah Aliyah Madani Pao-Pao as the basis for this study, which is integrated with teaching reading.

F. Operational Definition of Terms

To avoid misunderstanding of some terms used by the researcher, the terms are defined as follows:

1. Jigsaw Technique

The Jigsaw Technique is a method of organizing classroom activity that makes students dependent on each other to succeed. This cooperative learning-reading technique gives students the opportunity to specialize in one aspect of a topic, master the topic, and teach the material to group members. Jigsaw is a collection of various pieces that come together to make a complete picture, the Jigsaw method of teaching is a collection of topics, which will be fully developed by students before coming together to make a complete idea. To be more specific, this type of cooperative learning strategy allows individuals or small groups to become responsible for a subcategory of a larger topic. After researching and developing their idea, each individual or small group then has the responsibility to teach it to the rest of the group or class.

2. Student Team Achievement Division (STAD) Technique

Student Team-Achievement Division (STAD) is one of the cooperative learning techniques in which students work in a group. Student Team Achievement Division (STAD) is one technique in the teaching learning process that involves grouping the students into teams that consist of four or five members representing the students with the skills and different genders. The teacher gives a lesson and then students work in each group to ensure that all group members have mastered the lesson given. By this technique, the students can increase their understanding of the material that delivered by the

teacher and discusses it with their group. Each member helps one another to present their best performance, and then the teacher gives a reward to the best team. Then, students carry out test on the materials provided and they have to work on their own without the help of other students.

3. Teaching Reading

Reading is very important to increase students' knowledge and information in learning foreign language. Teaching reading is to develop the students' reading skill, so that the students can read English text effectively and efficiently. That is why the teacher has to be more concern in teaching reading. Teachers teach skills directly, especially in the beginning and provide plenty of opportunities for the students to experience by having the students read the whole books. In this regard, the teaching of reading indicates process interactive models of reading. So, the researcher decided to use two different techniques to examine the teaching effectiveness that applied in reading English, namely Jigsaw Technique and Student Team Achievement Division (STAD) Technique, and the syllabus at the eleventh grade students' of Madrasah Aliyah Madani Pao-Pao as the basis for this study, which is integrated with teaching reading.

CHAPTER II

LITERATURE REVIEW

A. Previous Related Research Findings

The first previous research was conducted by Rahmahtiah (2017) entitled "Increasing The Students' Reading Achievement in Report Text Through the Use of Cooperative Learning: Student Team Achievement Division (STAD) Technique". The objectives of this research was aimed at finding out the increasing of teaching reading achievement by using STAD of second year students of SMP Muhammadiyah Limbung. This research used experimental design. That consisted of pre-test and post-test. Based on the fact, the researcher concluded that this method could be improve the students' literal reading comprehension especially in recall main idea and sequence by cooperative learning: STAD Technique at the second year students of SMP Muhammadiyah Limbung.

The second previous research was executed by Prasetyo (2021) entitled "The Influence of Using Student Team Achievement Division (STAD) Towards Students' Reading Comprehension Abilities in Descriptive Text at the First Semester of the Eighth Grade of SMPN 1 Tumijajar in the Academic Year of 2020/2021". The objectives of this research was to know whether there was any significant influence of using Student Team Achievement Division towards students' reading comprehension ability in in descriptive text. This research applied STAD to solve the problem, one way that could help the students improve their simple present tense mastery. This research used quasi-experimental design. The result of their research indicates that using STAD can

give significant influence towards students reading comprehension ability in descriptive text.

The third previous research was executed by Muleng (2018) entitled "The Influence of Using Jigsaw Technique Towards Students' Vocabulary Mastery at The Second Semester of the Eighth Grade of SMPN 24 Bandar Lampung in The Academic Year of 2017/2018". The objective of this research was to know whether there was an influence of using jigsaw technique towards students' vocabulary mastery at the second semester of the eighth grade of SMP N 24 Bandar Lampung in the academic year of 2017/2018. The methodology of this research was quasi experimental design. The finding showed that there was influence of using jigsaw technique towards students' vocabulary mastery at the second semester of the eighth grade of SMP N 24 Bandar Lampung in the academic year of 2017/2018.

The majority of those studies that the researcher has explained above have research related to this study, which discusses the use of techniques in teaching reading that are applied to the research above, namely the Jigsaw and Student Team Achievement Division (STAD) Techniques with different topics. However, there are some differences between the previous research and this research, as this research will focus on two techniques at once, namely Jigsaw and Student Team Achievement Division (STAD) Techniques. On the Student Team Achievement (STAD) Technique, which is a technique that has been implemented by the school that will be placed for the research, and the researcher decides to choose the Jigsaw Technique as a comparison with the technique that has been applied at that school. The result will be proven to be

whether there is any significant difference in students' comprehension of learning reading English. Therefore, this research will be conducted at eleventh grade students of Madrasah Aliyah Madani Pao-Pao.

B. *Pertinent Ideas*

1. Reading

a. Definition of Reading

Reading plays an important role in the teaching and learning process. This is one of the four skills that must be mastered when the students learn English. Students can get new insights and information by reading. In teaching and learning English as a foreign language process, there are many reading activities, reading material, reading texts, and even reading questions in assignments.

Reading is an extremely complex activity. It is involving a combination of linguistic and cognitive abilities. Relating linguistic abilities, reading involves the recognition of letters, words, phrases, and clauses. It also needs some aspect of language competencies such as vocabulary, structure, spelling and pronunciation. Meanwhile, in terms of abilities, the view of reading which is offered is essentially concerned with meaning, specifically with the transfer of meaning from mind to mind; the transfer of a message from writer to reader. Some experts have opinions related to reading.

Reading is a process shaped partly by the text, partly by the reader's background, and partly by the situation the reading occurs in. Reading an academic text does not simply involve finding information on the text itself. Rather, it is a process of working with the text. According to Brown (2004),

reading is the process of negotiating meaning. In this process, readers bring their initial thoughts to the next part of the reading process to finally reach their understanding of the meaning of the text they read. It can be said that the reader's understanding of the text is the result of the interaction between their thinking and the meaning of the text they read. It means that reading is a process to get information or knowledge from the text and to understand the content of the material being read. The main point in reading is how the reader can take the message of the text what they read.

The message in the researcher's mind, such as teaching, ideas and arguments that the researcher wants to share is put into words or print-verbal symbols. When the messages enter the reader's mind, it means that communication goes on. In comprehending the content of the text, the reader not only uses eyes, but also the reader's mind concentration to catch the researcher's idea. Reading skills have been developed in Indonesian schools so that students are able to read a text in the form of narration, description, hortatory and other texts. The aspects of reading skill are:

1) Scanning

Scanning is a strategy used by all readers to find relevant information in a text. So, when the students scan a passage they only try to locate specific information needed as fast as possible. The faster they find the information the better. They don't need to read the whole lines of the passage to transfer over the text until they find what they are looking for.

2) Skimming

Skimming is the process of rapid coverage of reading matter to determine its gist or main idea. It is a prediction strategy used to give a reader a sense of the topic and purpose of the text, the organization of the text, the perspective or point of view of the writer, its ease or difficulty, and/or its usefulness to the reader. It means that by skimming we are looking for the idea without a lot of details. We just preview or overview of the material and select key words and phrases in order to cover the passage rapidly and conclude the main ideas whether they are clearly or implicitly stated in the text.

b. Types of Reading

According to Harmer (2007), divides the type of reading into two types, namely extensive reading and intensive reading.

1) Intensive reading

Intensive reading is reading shorter texts, to extract specific information. This is more accuracy activity involving reading for detail. This activity is likely more to emphasize the accuracy activity involving reading for detail. The reader is trying to absorb all the information given, for example: reading dosage instruction for medicine.

Intensive reading involves approaching the text under the close guidance of the teacher (the right kind of guidance), or under the guidance of a task which forces the students to pay great attention to the text. The aim of intensive reading is to arrive at a profound and detailed understanding of the text: not only of what it means but also of how the meaning is produced. The 'how' is as important as the 'what', for the intensive reading lesson is intended primarily to train students in reading strategies.

It is easier to handle work on short texts, which can be studied in a lesson or two, than long ones. It is also generally supposed that in order to understand the whole (e.g. a book), we must be able to understand the parts (the sentences, paragraphs, and chapters) of which the one is made up. However, it is also true that we are often able to understand a book without fully grasping every part of it; we ought to make the most of this ability and encourage our students to build on it. This suggests that we ought to pay attention to extensive as well as intensive reading.

2) Extensive reading

Extensive reading is carried out to achieve a general understanding of a usually somewhat longer text (book, long article, or essays, etc). Extensive reading is also to obtain a general understanding of a subject and include reading longer text for pleasure; use extensive reading is to improve general knowledge.

In extensive reading, students silently read large quantities of materials. These materials are usually at a level that permits students to gain at least a fair understanding of what they are reading without outside help. Furthermore, extensive reading is a process of reading text with accuracy. The reader should choose a text that they are interested in it, so they must focus just in the text to get the meaning and comprehend the text well.

c. Purpose of Reading

In line with many definitions and explanations of reading that have been proposed, by some experts purposes of reading are also complex and vary. According to William (1999) in McDonough and Christopher Shaw's

book, that usefully classifies reading into :

- 1) Getting general information from the text,
- 2) Getting specific information from a text, and
- 3) For pleasure or for interest.

Penny Ur (1996:138), proposed the purposes of reading as follows:

- 1) We need to perceive and decode letters in order to read words.
- 2) We need to understand all the words in order to understand the meaning of the text.
- 3) The more symbols (letters or words) there are in a text, the longer it will take to read.
- 4) We gather meaning from what we read.
- 5) Our understanding of a text comes from understanding the words of which it is composed.

In academic settings, almost every major purpose for reading comes into play. Thus, a reading curriculum must account for how students learn to read for multiple purposes, including at least the reading:

- 1) To search for information
- 2) For general comprehension
- 3) To learn new information
- 4) To synthesize and evaluate information.

However, the major aim of teaching reading is to get students to use their knowledge to help them with their comprehension of a reading.

2. Cooperative Learning

a. Definition of Cooperative Learning

Cooperative learning is a variety of teaching methods in which students work in small groups to help each other learn academic contents (Slavin, 1995). He further elaborates that in cooperative learning, students are expected to help each other to discuss and argue with one another, assess each other's current knowledge and fill in gaps in each other's understanding. Johnson and Johnson (2000) stated that cooperative learning has five elements: positive interdependence, face-to-face interaction, individual and group accountability, interpersonal and small groups skills, and groups processing.

There are some cooperative learning methods which have been developed and extensively investigated. There are at least, two kinds of cooperative learning methods which will be explained: Jigsaw and Student Team Achievement Division (STAD) Techniques.

In Jigsaw Technique, the students in the class work in heterogeneous teams, then students are assigned chapters, short-book, or other materials to be learn, and are given "expert sheets" that contain different topics for each team member to focus on when reading. Whenever one has finished reading, student from different teams with the same topic meet an "expert group" to discuss their topic for about twenty minutes. The experts then turn to their teams and take turns teaching their teammates about their topic. Finally there is a quiz or other assessment on the topics. The key to Jigsaw is interdependence; every students depends on his or her teammates to provide the information needed to do well on the assessment (Slavin, 1995).

Student Team Achievement Division (STAD) Technique is one of the simplest and most extensively researched form of cooperative learning. It is a

good model to begin with for the students who are new to the cooperative model. In Students Team Achievement Division (STAD) Technique, students are assigned to four member of learning teams that are mixed in heterogeneous teams. The teacher presents the lesson and then students work within their team to make sure that all team members have mastered the lesson. Then, the students take the individual quizzes on the the material, at which time they may not help one another.

3. Jigsaw Technique

a. Definition of Jigsaw Technique

The Jigsaw Technique was developed by Aronson as cooperative learning. This technique can be used in teaching reading, writing, listening, and speaking stated by Lie (2008). Haryanto (2012) stated that in Jigsaw Techniques, students carry out learning activities by working with other students to achieve their goals.

In addition, Gladstone (2013) stated that the Jigsaw Technique is a cooperative learning strategy in which groups of students become experts in various subjects and then teach other students what they have learned. Strategies improve learning, retention, and involvement.

b. The Steps of Jigsaw Technique

According to Miftahul Huda (2012), the Jigsaw procedure is as follows:

- 1) Students are divided into several groups where the members of a group consist of 4-5 students. The group should be diverse in terms of gender, ability. It is called home group (Jigsaw group).
- 2) Appoint one student from each group as the leader. Initially, this person

should be the most mature student in the group.

- 3) The topic of each group is different.
- 4) Divide the day's lesson into 5 segments. For example, if you want history students to learn about Indonesian National Hero, you might divide a short biography of her into stand-alone segments on: (1) their childhood, (2) their family life and their children, (3) their job, and (4) their life and work after death.
- 5) Form temporary "expert groups" by having one student from each Jigsaw group join other students assigned to the same segment. Give students in these expert groups time to discuss the main points of their segment and to rehearse the presentations they will make to their Jigsaw group.
- 6) Bring the students back into their Jigsaw groups. The leader give information from result discuss with expert group.
- 7) Ask each student to present her or his segment to the group.
- 8) At the end of the session, give a quiz on the material.

From the explanation above, it can be concluded that Jigsaw is a method in which the students learn in group form, and each member has different member, then she/ he shares the information to complete all information to others.

c. The Advantages and Disadvantages of Jigsaw Technique

In the implementation of Jigsaw Technique, there are some advantages and disadvantages. The researcher will explain the advantages and

disadvantages of Jigsaw Cooperative Learning Technique.

1) The advantages of using Jigsaw Technique

According to Aronson (2000), the advantages of Jigsaw Technique are:

- a) Increasing student motivation,
- b) Increasing enjoyment of learning experiences,
- c) Improving positive education outcomes,
- d) Each student developing skills and having something important to contribute,
- e) Most teachers find Jigsaw is easy to learn.

2) The disadvantages of using Jigsaw Technique

There are also some disadvantages to using the Jigsaw Technique according to Johnson and Johnson in Septiyana (2012). They are:

- a) Takes time to prepare students to learn how to work in groups,
- b) Takes time to make groups that each group has heterogeneity in their members' abilities, and
- c) The teachers make special preparations to teach in class because teachers need to prepare various types of media.

From the explanation above, in applying the Jigsaw Technique, it has several advantages. However, the Jigsaw Technique also has weaknesses that will be faced in applying this technique.

4. Student Team Achievement Division (STAD) Technique

a. Definition of Student Team Achievement Division (STAD)

STAD is a type of cooperative learning that very simple. It is also the best technique for a beginner for a teacher who is not implement a cooperative

learning yet. The students' expanding curiosity in their world. It should be student-centered and responsive to the students' increase in social interests and activities. In this case, he believed school had a responsibility to make on students' natural interests in their activities, they learn socially appropriate behaviour, and they understand what is involved in cooperating and working together. STAD can ensure that all group members participate in the learning process actively. It means by using STAD in learning process learner will be active in learning process because they will discuss about the topic of learning with their team mate.

According to Slavin (1995), STAD is one of cooperative learning techniques that boost not only collaboration but also independent learning at the same time. It means this technique can make the students more active while they are do the task by a group. STAD is also very adaptable, it has been used in science, social studies, English and many other subjects. This indicates that using STAD can fit teaching in language subjects such as English or any other subject for the learning process. STAD expects students to learn together with other teammates in a small team to study.

In conclusion STAD Technique is part of cooperative learning that can be used by teacher to teaching student in many subjects, and by using STAD it is not only will help student in learning but also in communicate with one and another. Student will be very helpful by taught using STAD, because they not only learning by themselves but also with their friends, they can help each other to answer the questions from the teacher. By working together as a team students can share their opinion about the topic and help their friend that

maybe still don't understand or struggling with the topic in learning process.

b. The Components of STAD

Slavin (2005: 143) stated that cooperative learning of STAD type consist of five major components. They are: class presentation, teams, quizzes, individual score, and team recognitions.

- 1) Presentation of the class. In STAD, early learning material presented in class presentation, the teacher explain how STAD method runs. Then students are emphasized to know the concept of STAD method. The teacher wil give the material or guided class discussion. During the presentation time, students should really pay attention because it can help them in individual quiz and also determine the score of the group.
- 2) Team works. Each group concisted of 4-5 students, the main function of group is to prepare members of the group so they can work well in quiz section. After teacher explain the material, each member of the group discuss the worksheets, comparing with the other member if meet problemor difficulties.
- 3) Quizzes. Then after teacher gave explanation, student will be given individual quiz. Each members of the group not allowed to help their friend during the quiz runs. Each student is responsible for studying and understanding the material that already explain by the teacher.
- 4) Individual score improvement. Increasing of score of individual is made to show the goals of learning. It also show the result of their effort.
- 5) Team recognition. Group earn certificates or othe awards if the

average group the highest than the other team.

c. The Procedure of Teaching Reading Comprehension by Using STAD

Refers to Slavin (2005:143), Student Teams Achievement Divisions (STAD) consists of a regular cycle of instructional activities as follows:

- 1) Teachers deliver materials and problems in learning to the students according to the basic competence that will be achieved.
- 2) The teacher gives a quiz or test to each student individually so that would be obtained the early score.
- 3) The teacher give student time to ask about topic they don't understand.
- 4) The teacher form groups. Each group consists of 4 to 5 students with different abilities (high, medium and low).
- 5) The materials that have been prepared are discussed in the group to achieve basic competence. Cooperative learning in type STAD, usually used to strengthen the understanding of material.
- 6) The teacher facilitates the students in making a summary, directing, and giving emphasis on learning materials that have been studied.
- 7) The teacher gives a quiz or test to each student individually.
- 8) Teachers give awards to groups based on the acquisition of Individual Score Improvement from the base score to the next score. These are based on average team scores.

Based on that information STAD consists of few instructional that can gain students' ability as personal or work as a team and students can learning together with their friend.

d. Advantages and Disadvantages of STAD

1) Advantages

According to Rusman (2011), STAD have a lot of advantages for to improvestudents learning, in detail the advantages of this method are:

- a) In this method, students teach each other fellow students or peer learning (peer-teaching) which is more effective than learning by teachers alone.
- b) Students active in helping and motivating spirit to gain the succeed together.
- c) Students will get new experience in solving problems with others.
- d) Interaction between students can train them to give opinions.
- e) The quiz also increase individual responsibility because the final score of the group is influenced by the value of the quiz done individually.
- f) To increase the acquisition of individuals and the group. The students will learn how to communicate in a group and will give and gain their interaction with people. They learn how to give and take advice from people and know what to do for the next.

2) Disadvantages

- a) It takes much time to organize the group.
- b) The class situation become noisy.
- c) Wasting instructional time.
- d) It need more time for teacher to implement STAD Technique well in class. Because for the first time thestudents need to adapt with their teammates.

C. Theoretical Framework

The theoretical framework underlying this study is given in the following diagram:

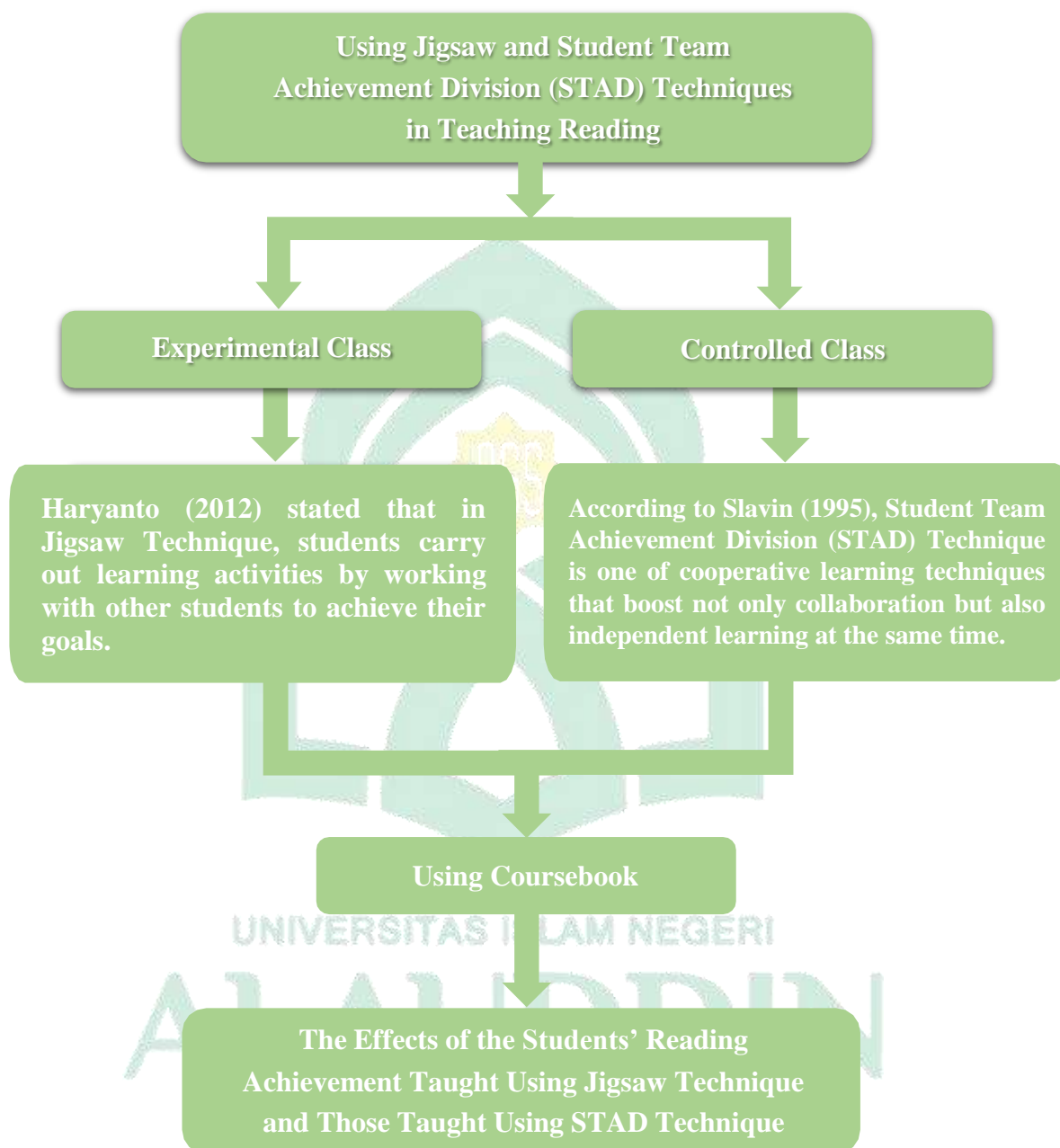


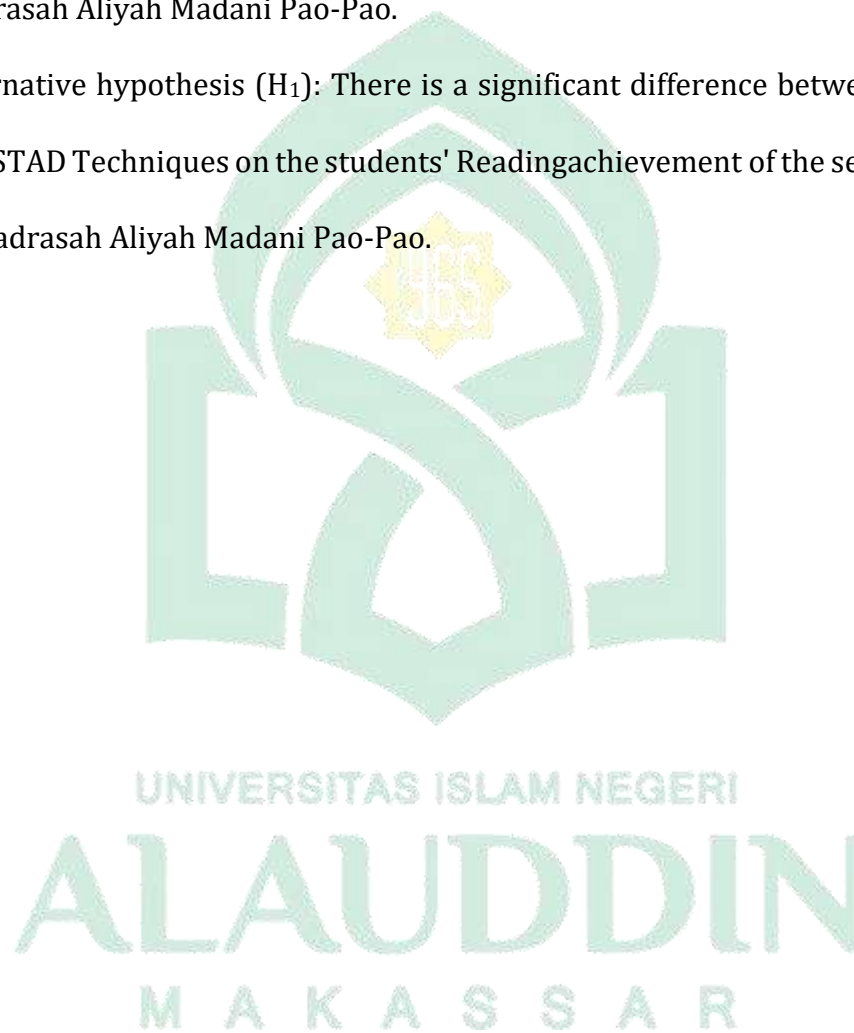
Figure 2.1 Theoretical Framework

D. Hypothesis

Based on the theories, the researcher would like to formulate the hypothesis as follows:

Null hypothesis (H_0): There is no significant difference between Jigsaw and STAD Techniques on the students' Readingachievement of the second year of Madrasah Aliyah Madani Pao-Pao.

Alternative hypothesis (H_1): There is a significant difference between Jigsaw and STAD Techniques on the students' Readingachievement of the second year of Madrasah Aliyah Madani Pao-Pao.



CHAPTER III

RESEARCH METHODOLOGY

A. Research Method

This study used quantitative research because the researcher considered this study to describe the class activities during the teaching and learning process. It also analyzed the students' comprehension while teaching using Jigsaw and STAD Techniques in reading learning class. This research is classified as a Quasi-Experimental research method. The Quasi-Experimental design used was a Pretest Posttest Nonequivalent Control Group Design.

According to Ellis and Ormrod (2011:4), most of researchers related to learning, development and educational practice prove their study in quantitative research. It has collective data that either take the form of numbers or can easily be converted into numbers. It is one of approaches of research that used two groups; those were experimental class and controlled class. Experimental class as a group that got the treatment and the controlled group that did not get any treatment. This study focused on giving treatment to an experimental class by applied Jigsaw, and the result of the Reading test after got the treatment by Jigsaw Technique was compared with the result of the Reading test after got treatment by STAD Technique. Then the researcher collected the results through classroom testing (pre-test and post-test) in order to know whether or not Jigsaw and STAD Techniques are effective on students' in Reading achievement.

B. Population and Sample

1. Population

Gay (2019) that population is testing a sample, especially in quantitative study, allows the researcher to make inferences about the performance of the larger group. The population that the researcher chooses is realistically referred to as the total number of students. The extent to which the selected sample represents the population is the extent to which the research results can be generalized to the population.

In this research, the population that the researcher was used the second-year Madrasah Aliyah Madani students. There were 118 students in the eleventh grade at Madrasah Aliyah Madani in this research. They come from MIA 1, where there were 29 students, MIA 2 there were 30 students, MIA 3 there were 29 students, and MIA 4 there were 30 students of Madrasah Aliyah Madani.

2. Sample

According to Gay (2016), sampling is the process of selecting a number of individuals for a study so that the individuals represent the larger group from which they will be selected. The sample is the number of students taken from units in population.

In this research, the researcher decided to choose purposively two from three classes and then divided them into one class as an experimental class (MIA 4) and one class as a controlled class (MIA 1), totaling from MIA 4 there were 29 students, and in MIA 1 there were 30 students. So therefore, MIA 4 which is an experimental class using Jigsaw Technique and MIA 1 as the controlled class using STAD Technique. The reason the researcher choose

these classes as a sample because MIA 4 and MIA 1 had the same number of students and all eleventh grades had the same academics, there were no superior classes or particular classes. So, class selection in this way greatly facilitates researcher and streamlines time in research.

C. Research Variable

A variable is characteristic or attribute of an individual or an organization that the researcher can measure or observe and varies among individuals or organisation study. There are two variables in this research namely: independent variable and dependent variable. Independent variable is variable selected by the writer to determine their effect on the relationship with the dependent variable. The dependent variable is a variable which is observe and measure to determine the effect of the independent variable. There are two variables in this research, they are:

1) Independent Variable

The independent variable in this research is Jigsaw and STAD Techniques as variable (X).

2) Dependent Variable

The dependent variable in this research is students' Reading achievement (Y).

D. Research Instrument

Research instruments were an important part that should not be missed. A research instrument is a tool used to obtain research data. The test is used to find out if there is an effect of using Jigsaw and STAD Techniques in Teaching Reading. The instrument used in this study is a reading test that was used for pre-test and post-test. The kind of test given to the students was

multiple choice. The pre-test was used to find out the level of students' ability in Reading comprehension before being given the treatment using Jigsaw and STAD Techniques, and then the post-test was used to find out the growth in score as the measurement of students' Reading achievement after being taught Reading using Jigsaw and STAD Techniques.

The researcher arranged 20 items of the test taken from English coursebook for the second grade. Those test items should represent all the second grade's course objectives which were stated in the curriculum. The researcher given the test multiple choices that contain 20 items. Then, the result of the test was students' scores. The scores obtained were analyzed to determine between pre-test and post-test.

Furthermore, the scoring for test was there only one correct answer for each items. The scoring guide was as the formula below:

$$\text{Score} = \frac{\text{Students' correct answer}}{\text{Total number of items}} \times 100\%$$

Classifying the students' score in to the following criteria as in the table in table classification students' score in learning Reading by Jigsaw and STAD Techniques.

Table 3.1 Reading Score Classification

No	Classification	Score
1	Excellent	90 - 100
2	Good	80 - 89
3	Adequate	70 - 79
4	Inadequate	60 - 69
5	Failing	< 60

E. Data Collection Procedures

Adopted from Brown (2019)

This research focused on students' Reading achievement. In this research, data was all the information that was directly gather from the researcher's subjects. The researcher has taken the following steps to obtain data from the participants:

1. Pre-Test

The researcher gave the students a pre-test to find out the level of students' ability in reading comprehension before giving the students the treatment by using Jigsaw and STAD Techniques. The first meeting was being pre-tested, which there were 20 multiple choice questions on the exam item. After scoring the students' answers, the researcher assessed the students' results to determine their reading comprehension.

2. Treatment

The treatment was conducted for an experimental class only. The researcher was taught reading by using Jigsaw Technique. The students received the learning treatment for as many as six meetings. In each of the two meetings, the experimental class applied the Jigsaw Technique, and the controlled class applied the STAD Technique with different topics. The topic in the second meeting with the topic of invitation, the topic in the fourth meeting with the topic of analytical exposition text, and in the sixth meeting with the topic of explanation text.

3. Post-Test

In the last meeting, the researcher provided a post-test consisting of 20 multiple choice questions to the students after the treatment was completed. The post-test was used to find out the growth in score as a measurement of

students' reading achievement after being taught reading using Jigsaw and STAD Techniques.

F. Data Analysis Technique

In data collection, the researcher was used quantitative data in calculating the value of student test results. In this study, data collection carried out using the SPSS (Statistical Package for the social sciences) application in calculating the average value, median value, and standard deviation of second year MA Madani Pao-Pao students. So that it made it easier for researchers to analyzed the data.

After the data was obtained, to find out the significant differences between the students' reading achievement taught using Jigsaw and STAD Techniques before and after treatment, the researcher using SPSS version 21 to obtained the data of descriptive analysis and Independent Sample T-test. The first step was to conduct a descriptive analysis for describing research data, including the amount of data, maximum value, minimum value, average value, and etc. Next step was to conduct a hypothesis test. The researcher applied T-test formula by using Independent Sample T-test. This test to find out there was a significant difference in students' reading achievement between those taught using the Jigsaw Technique and those taught using the STAD Technique.

FINDINGS AND DISCUSSIONS

In this chapter, the researcher explains further the result of the data that has been collected from eleventh grade students at Madrasah Aliyah Madani Pao-Pao. The researcher will explain the results of data analysis and explain each piece of the data include in this study.

A. Findings

In this sub-chapter, this research was conducted to get accurate data to find out there was a significant difference in the student' reading achievement between those taught using Jigsaw Technique and those taught using the STAD Technique among the second year students of Madrasah Aliyah Madani Pao-Pao. The researcher conducted two steps, namely a pre-test and a post-test towards the students. There were 20 multiple choice questions. The test was given to the eleventh grade students of Madrasah Aliyah Madani Pao-Pao. The total number of students was 59, consisting of 29 students from MIA 4 of experimental class and 30 students from MIA 1 of controlled class. The research findings are also discussed, covering the results of the individual scores, the result of descriptive test, and the result of T-test of students' scores achievement.

1. Classification of students score in the Experimental Class in pre-test and post-test

Tables 4.1 and 4.2 demonstrated the categorization of eleventh grade in Madrasah Aliyah Madani Pao-Pao students' reading comprehension scores of pre-test and post-test in the experimental class. There were 29 students as the sample of this research, and the students were given 45 minutes to answer the test. The results of this test to find out the results of the experimental class. The pre-test

was given to find out the initial students' comprehension in reading before giving treatments, and the post-test was given to find out the development of the students' comprehension in reading after giving the treatment by using the Jigsaw Technique.

a) The result of Experimental Class in pre-test

Based on the results, the pre-test is given to 29 students before teaching them using Jigsaw Technique on August 22th, 2023 in the eleventh grade of Madrasah Aliyah Madani Pao-Pao. In the results of pre-test analysis, it was found that total score of this test range from one (1) to hundred (100). The highest classification in this pre-test is "excellent" classification and the lowest is "failing" classification. The results in the information are shown in the following table:

Table 4.1 The result of experimental class in pre-test

NO	NAMA	PRE TEST	CRITERIA
1	S 16	60	Inadequate
2	S 26	55	Failing
3	S 10	50	Failing
4	S 27	50	Failing
5	S 20	45	Failing
6	S 21	45	Failing
7	S 3	40	Failing
8	S 6	40	Failing
9	S 7	40	Failing
10	S 8	40	Failing
11	S 23	40	Failing
12	S 4	35	Failing
13	S 15	35	Failing
14	S 22	35	Failing

15	S 24	35	Failing
16	S 28	35	Failing
17	S 9	35	Failing
18	S 12	30	Failing
19	S 14	30	Failing
20	S 29	30	Failing
21	S 2	25	Failing
22	S 11	25	Failing
23	S 18	25	Failing
24	S 25	25	Failing
25	S 20	20	Failing
26	S 1	20	Failing
27	S 13	15	Failing
28	S 15	15	Failing
29	S 5	5	Failing
Total Score		980	
Average		33.45	

Based on the result of the pre-test analysis in the table above, it can be seen that the lowest and the highest scores of XI MIA 4. The lowest total score in pre-test is achieved by student (S 5) with 5 total score. On the other hand, the highest total score is achieved by student (S 16) with 60 total score. However the total score for the pre-test is 980, and for the average is 33.45. It means that the quality of the students' reading comprehension is poor before giving the treatments.

b) The result of Experimental Class in post-test

The way of explaining the activities of the post-test was similar to the pre-test. The post-test was given to 29 students after teaching the students using Jigsaw Technique that is on October 10th, 2023 in the eleventh grade of Madrasah Aliyah Madani Pao-Pao. The test still employed multiple choices with the same researcher who tested and scored the students in the pre-test. The highest

classification in this post-test is “excellent” classification and the lowest is “failing” classification.

The analysis of result could be indicated in the following table:

Table 4.2 The result of experimental class in post-test

NO	NAMA	POST TEST	CRITERIA
1	S 2	85	Good
2	S 4	80	Good
3	S 6	80	Good
4	S 8	80	Good
5	S 1	75	Adequate
6	S 7	75	Adequate
7	S 27	75	Adequate
8	S 3	70	Adequate
9	S 5	70	Adequate
10	S 10	70	Adequate
11	S 12	70	Adequate
12	S 17	70	Adequate
13	S 21	70	Adequate
14	S 23	70	Adequate
15	S 24	70	Adequate
16	S 25	70	Adequate
17	S 26	70	Adequate
18	S 28	70	Adequate
19	S 9	65	Inadequate
20	S 14	65	Inadequate
21	S 29	65	Inadequate
22	S 16	60	Inadequate
23	S 20	60	Inadequate
24	S 19	55	Failing
25	S 11	50	Failing
26	S 13	50	Failing
27	S 22	45	Failing
28	S 18	40	Failing
29	S 15	30	Failing
Total Score		1.905	
Average		65.69	

Based on the result of the post-test analysis in the table above, it can be seen that the lowest and highest scores of XI MIA 4. The student (S 15) achieve 30 score as the minimum score and another student (S 2) achieve 85 score as the maximum score achieve by the students in this post-test. The table above consist of 29 total students, with a total score of the entire students test is 1.905 for the post-test with a average is 65.69 of experimental class. Which means that the quality of the students reading comprehension after getting treatment using Jigsaw Technique is good.

2. Classification of students score in the Controlled Class based on pre-test and post-test results

Tables 4.3 and 4.4 demonstrated the categorization of eleventh grade in Madrasah Aliyah Madani Pao-Pao students' reading comprehension scores of pre-test and post-test in the controlled class. There were 30 students as the sample of this research, and the students were given 45 minutes to answer the test. The results of this test to find out the results of the controlled class. The pre-test was given to find out the initial students' comprehension in reading before the researcher teaching the students by using STAD Technique, and the post-test was given to find out the development of the students' comprehension in reading after the researcher teaching the students by using STAD Technique.

a) The result of Controlled Class in pre-test

Based on the results, the pre-test was given to 30 students before teaching the them using STAD Technique on August 23rd, 2023 in the eleventh grade of Madrasah Aliyah Madani Pao-Pao. In the results of the pre-test analysis, it was found that total score of this test ranged from one (1) to hundred (100). The

highest classification in this pre-test is “excellent” classification and the lowest is “failing” classification. The results in the information as shown in the following table:

Table 4.3 The result of controlled class in pre-test

NO	NAMA	PRE TEST	CRITERIA
1	S 16	70	Adequate
2	S 18	55	Failing
3	S 12	50	Failing
4	S 22	50	Failing
5	S 6	45	Failing
6	S 3	40	Failing
7	S 19	40	Failing
8	S 21	40	Failing
9	S 30	40	Failing
10	S 1	35	Failing
11	S 2	35	Failing
12	S 7	35	Failing
13	S 9	35	Failing
14	S 10	35	Failing
15	S 11	35	Failing
16	S 14	35	Failing
17	S 29	35	Failing
18	S 25	30	Failing
19	S 4	25	Failing
20	S 13	25	Failing
21	S 15	25	Failing
22	S 17	25	Failing
23	S 20	25	Failing
24	S 27	20	Failing
25	S 28	20	Failing
26	S 8	15	Failing
27	S 23	15	Failing
28	S 24	15	Failing
29	S 26	15	Failing
30	S 5	5	Failing
Total Score		970	
Average		32.33	

Based on the table 4.3, it can be seen that the lowest and highest scores of XI MIA 1. The lowest total score is achieved by students (S 5) with 5 total score. On the other hand, the highest total score is achieved by student (S 16) with 70 total score. The total score for the pre-test is 970, and for the average is 32.33. It means, that the quality of the students' reading comprehension is poor before the researcher teaching the students by using STAD Technique.

b) The result of Controlled Class in post-test

The way of explaining the activities of the post-test was similar to the pre-test. The post-test was given to 30 students after teaching the students using STAD Technique on October 11th, 2023 in the eleventh grade of Madrasah Aliyah Madani Pao-Pao. The test still employed multiple choices with the same researcher who tested and scored the students in the pre-test. The highest classification in this post-test is "excellent" classification and the lowest is "failing" classification. The analysis of result could be indicated in the following table:

Table 4.4 The result of controlled class in post-test

NO	NAME	POST TEST	CRITERIA
1	S 13	100	Excellent
2	S 19	100	Excellent
3	S 30	100	Excellent
4	S 18	95	Excellent
5	S 22	95	Excellent
6	S 1	90	Excellent
7	S 4	90	Excellent
8	S 20	90	Excellent
9	S 25	90	Excellent
10	S 10	85	Good
11	S 12	85	Good
12	S 16	85	Good
13	S 3	80	Good

14	S 6	80	Good
15	S 14	80	Good
16	S 23	80	Good
17	S 21	75	Adequate
18	S 2	70	Adequate
19	S 29	70	Adequate
20	S 11	65	Inadequate
21	S 15	60	Inadequate
22	S 8	50	Failing
23	S 9	50	Failing
24	S 5	45	Failing
25	S17	40	Failing
26	S 28	40	Failing
27	S 27	35	Failing
28	S 24	25	Failing
29	S 26	25	Failing
30	S 7	15	Failing
Total Score		2.090	
Average		69.67	

Based on the table 4.4, it can be seen that the lowest and highest scores of XI MIA 1. The students (S 7) achieve 15 score as the minimum score and another students (S 17, S 19 dan S 30) achieve 100 score as the maximum score achieve by the students in this post-test. The table above consisting of 30 total students with a total score of the entire students test is 2.090 for the post-test with the average is 69.67 of controlled class. Which means, that the quality of the students reading comprehension after the researcher teaching students by using STAD Technique is good.

3. The values of mean and standard deviation for the Experimental and Controlled Classes

The table below displays the value of mean and standard deviation for the two classes after determining the results of the students' scores:

Table 4.5 The values of mean and standard deviation for the experimental and controlled classes

Descriptive Statistics

	N	Minimu m	Maximu m	Mean	Std. Deviation
Pre-Test Experimental	29	5	60	33.45	12.755
Post-Test Experimental	29	30	85	65.69	12.658
Pre-Test Controlled	30	5	70	32.33	13.817
Post-Test Controlled	30	15	100	69.67	25.118
Valid N (listwise)	29				

From results of descriptive analysis, it can be seen that the average problem solving results of students in the experimental class for the pre-test are higher than those in the controlled class. This can be seen by the difference in average scores, namely 33.45 and 32.33. Meanwhile, the post-test in the experimental class has lower average scores than the controlled class. This can be seen by the difference in average scores, namely 65.69 and 69.67. Then, the standard deviation of experimental class for the pre-test are lower than the controlled class, namely 12.75 and 13.81. Likewise with standard deviation for the pre-test, the score of post-test in experimental class has lower standard deviation than the controlled class, namely 12.65 and 25.11.

4. The result of Independent Sample T-test

Independent Sample T-test is a comparative test (different test) that aims to test whether there is a significant mean difference between two independent variables or unpaired samples. Two independent variable means two groups of unpaired data that can come from different subjects.

- The null Hypothesis (H_0) : If the value of Sig. (2-tailed) < 0.05 then H_0 is accepted, H_1 is rejected. It means there is no significant difference between Jigsaw and STAD

Techniques on the students' reading achievement of the second year of Madrasah Aliyah Madani Pao-Pao.

- Alternative Hypothesis (H_1) : If the value of Sig. (2-tailed) > 0.05 then H_0 is rejected, H_1 is accepted. It means there is significant difference between Jigsaw and STAD Techniques on the students' reading achievement of the second year of Madrasah Aliyah Madani Pao-Pao.

Table 4.6 The result of Independent Sample T-test

		Levene's Test for Equality of Variances		t-test for Equality of Means						
		F	Sig.	t	df	Sig. (2-tailed)	Mean Difference	Std. Error Difference	95% Confidence Interval of the Difference	
									Lower	Upper
Students Learning Outcomes	Equal variances assumed	16,561	,000	-,764	57	,448	-3,97701	5,20635	-14,40254	6,44852
	Equal variances not assumed			-,772	43,154	,444	-3,97701	5,15321	-14,36837	6,41435

From the results of the above calculations obtained Sig. (2-tailed) is higher than $\alpha = 0.05$. It means that the null hypothesis (H_0) is accepted and the alternative hypothesis (H_1) is rejected. So inferential with the Independent Sample T-test it can be conclude that there is no significant difference between Jigsaw and STAD Techniques on the students' reading achievement of the second year of Madrasah Aliyah Madani Pao-Pao.

B. Discussions

1. Implementation on Jigsaw Technique

The researcher began teaching with the introduction of the new material to be taught in the first meeting held on Tuesday, 29th August 2023, with the introduction and explanation of the invitation material. For the third meeting held on Tuesday, 12th September 2023, with the introduction and explanation of the analytical exposition text material. In the fifth meeting held on Tuesday, 26th September 2023, with the introduction of the explanation text material.

The researcher began the meeting by greeting the students and checking their attendance list, and providing motivation about what benefits will be obtained in learning the material. Then, the researcher explained about the things to be learned, as well as the learning methods that will be taken, then the researcher gave them the module the following learning material and reviewed the previous material. After that, the researcher starts teaching according to reading material. The students were asked to read the basic competencies to be achieved in the first meeting. After they read it, the researcher began to explain the material by providing motivation or stimulation to focus attention on the topic of the material by showing examples of text displayed on the module and slides show on the power point that had been prepared by the researcher and ready to show it to the students. Then, the researcher gave some opportunities to have discussion and ask about the material they have not understood. The students were initially not active during the discussion, then the researcher tried to start the discussion by doing learning activities or practices on the module together. At the edge of the discussion time, the researcher asked them several questions related to the material and the researcher draws conclusions and reflects on the

learning material. After that, the researcher asked the students to make groups of five groups, each group consisting of six people. After forming five groups, the researcher explained the tasks and the materials they would work on and present with their group mates for the next meeting.

The implementation of Jigsaw Technique, the researcher asked the student to do a presentation using the Jigsaw Technique according to the instructions and materials that the researcher has conveyed to the students beforehand. The second meeting the student do a presentation using Jigsaw Technique with the invitation material held on Tuesday, 5th September 2023. For the fourth meeting held on Tuesday, 19th September 2023, the student do a presentation with the material of analytical exposition text. The last meeting for the presentation using Jigsaw Technique held on Tuesday, 3th October 2023, the student do a presentation with the material of explanation text.

The researcher began the meeting by greeting the students and checking their attendance list, and providing motivation about what benefits will be obtained in learning the material. Then, the researcher asked the students to gather with their group members who had been formed in the previous meeting. After that, the researcher reviewed the topics that would be presented by each group and explained in advance the procedures for presenting the Jigsaw Technique, so that students understood and the presentation went well. After finishing explaining the procedure of the Jigsaw Technique, the researcher told each group to determine the “expert group” to discuss the material that had been determined. The expert group was given twenty minutes to discuss and understand the material provided by each group. After that, the expert group

returned to their Jigsaw group, and explained the material they had discussed before to their members, and each group was given fifteen minutes to understand the material from all groups.

After the time was up for the presentation, the researcher gave a quiz that had been prepared according to the material that had been determined. The group that had more scores would get an award from the researcher, so that students were eager to discuss and answer the quiz with their group friends. After finishing the quiz and giving awards to groups that have a high score, the researcher asked the students again about the material they still did not understand, then reviewed and summarized the material that had been discussed and presented by all groups. After that, the researcher told the students the material that would be studied for the next meeting.

2. Implementation on Student Team Achievement (STAD) Technique

The researcher began teaching with the introduction of the new material to be taught in the first meeting held on Wednesday, 30th August 2023, with the introduction and explanation of the invitation material. For the third meeting held on Wednesday, 13th September 2023, with the introduction and explanation of the analytical exposition text material. In the fifth meeting held on Wednesday, 27th September 2023, with the introduction of the explanation text material.

The researcher began the meeting by greeting the students and checking their attendance list, and providing motivation about what benefits will be obtained in learning the material. Then, the researcher explained about the things to be learned, as well as the learning methods that will be taken, then the researcher gave them the module the following learning material and reviewed

the previous material. After that, the researcher starts teaching according to reading material. The students were asked to read the basic competencies to be achieved in the first meeting. After they read it, the researcher began to explain the material by providing motivation or stimulation to focus attention on the topic of the text material by showing examples of the text displayed on the module and slides show on the power point that had been prepared by the researcher and ready to show it to the students. Then, the researcher gave some opportunities to have discussion and ask about the material they have not understood. The students were initially not active during the discussion, then the researcher tried to start the discussion by doing learning activities or practices on the module together. At the edge of the discussion time, the researcher asked them several questions related to the material and the researcher draws conclusions and reflects on the learning material. After that, the researcher asked the students to make groups of five groups, each group consisting of six people. After forming five groups, the researcher explained the tasks and the materials they would work on and present with their group mates for the next meeting.

The implementation of STAD Technique, the researcher asked the student to do a presentation using STAD Technique according to the instructions and materials that the researcher has conveyed to the students beforehand. The second meeting the student do a presentation using STAD Technique with the invitation material held on Wednesday, 6th September 2023. For the fourth meeting held on Wednesday, 20th September 2023, the student do a presentation with the material of analytical exposition text. The last meeting for the presentation using STAD Technique held on Tuesday, 4th October 2023, the

student do a presentation with the material of explanation text.

The researcher began the meeting by greeting the students and checking their attendance list, and providing motivation about what benefits will be obtained in learning the material. Then, the researcher asked the students to gather with their group members who had been formed in the previous meeting. After that, the researcher reviewed the topics that would be presented by each group, then the researcher determines the group that will make the presentation randomly and each group was given seven minutes to present their material.

After all groups have made presentations according to the material they have obtained, the researcher gave a quiz that had been prepared according to the material that had been determined. If the group has the highest score, then the group will get an award from the researcher, so that students will be eager to discuss and answer the quiz with their group members. After finishing the quiz and giving awards to groups that have a high score, the researcher asked the students again about the material they still did not understand, then reviewed and summarized the material that had been discussed and presented by all groups. After that, the researcher told the students the material that would be studied for the next meeting.

3. Description of student learning outcomes using Jigsaw Technique

The results showed a description of the students' English learning outcomes without applying Jigsaw Technique obtained the highest pre-test is 60 total score and the lowest is 5 total score with a sample of 29 students with an average pre-test is 33,45 total score, while the highest post-test is 85 total score and the lowest is 30 total score with an average score of 65.69.

The average learning outcomes of students before applying Jigsaw Technique are in the “failing” category with 28 students, 1 student is in the “inadequate” category, there is not student in the “adequate”, “good” and “excellent” categories. Meanwhile, after the application of Jigsaw Technique, the average student learning outcomes are in the “good” category, namely there are 4 student, 14 students are in the “adequate” category, 5 students are in the “inadequate” category, 6 students are in the “failing” category, and there is not student in the “excellent” category. It can be seen from the data analysis of students’ reading comprehension test results in pre-test and post-test of experimental class, that student learning outcomes improved after Jigsaw Technique was applied. From these results it can be concluded that the application of the Jigsaw Technique was effective in improving learning outcomes of students and students’ reading comprehension in class XI MIA 1 Madrasah aliyah Madani Pao-Pao.

There are some previous research which have the same result with this present research. Moeleng (2018) investigated the Jigsaw technique has significance influence towards students’ vocabulary mastery of the eighth grade of SMP N 24 Bandar Lampung. The other researcher showed teaching reading by using Jigsaw technique gave an effect on students’ reading comprehension. Indriyani (2014) stated that the Jigsaw technique has significance influence to increase students’ understanding, especially in learning narrative text. Moreover, Mufida (2019) stated that using Jigsaw technique on students’ reading skill was effective to improve students’ reading skill, also the researcher explained that students who are teaching reading using Jigsaw technique better than students

who only teaching reading by reading aloud. In addition, Rosmiati (2021) investigated the effectiveness of jigsaw technique to improve the students' skill in reading narrative text because the learning objective was achieved, that was the students' were able to reading narrative text appropriately in English by following the generic structure and language features. Also, the researcher explained that the Jigsaw technique has influence students' motivation and participation in the class.

4. Description of student learning outcomes using Student Team Achievement Division (STAD) Technique

The results showed a description of the students' English learning outcomes without applying STAD Technique obtained the highest pre-test is 70 total score and the lowest is 5 total score with a sample of 30 students with an average pre-test is 32.33 total score. While the highest post-test is 100 total score and the lowest is 15 total score with an average score of 69.67.

The average learning outcomes of students before applying STAD Technique are in the "failing" category with 29 students, 1 student is in the "inadequate" category, and there is not student in the "adequate", "good" and "excellent" categories. Meanwhile, after the application of STAD Technique, the average student learning outcomes are in the "excellent" category, namely there 9 students, 7 students are in the "good" category, 3 students are in the "adequate" category, 2 students are in the "inadequate" category, and there are 9 students in the "failing" category. It can be seen from the data analysis of students' reading comprehension test results in pre-test and post-test of controlled class, that student learning outcomes improved after STAD was applied. From these results

it can be concluded that the application of the STAD Technique was effective in improving learning outcomes of students and students' reading comprehension in class XI MIA 4 Madrasah aliyah Madani Pao-Pao.

There are some previous research which have the same result with this present research. Rahmahtiah (2017) stated that STAD technique could be improve the students' literal reading comprehension especially in recall main idea and sequence by cooperative learning: STAD Technique at the second year students of SMP Muhammadiyah Limbung. The other researcher showed teaching by using STAD technique gave an effect on students' English skill. Ruska, Regina, & Wardah (2017), in their study which examined that STAD technique as a tool used for teaching writing recount text found that the STAD technique was highly effective in students' writing ability in recount text. Moreover, Aida (2019) investigated that STAD technique was effective towards students' writing skill in recount text, also the researcher explained that by using STAD technique students can understand and easy to write. According to Prasetyo (2021) the STAD technique has significant influence towards students' reading comprehension ability in descriptive text. The researcher was applied STAD technique to solve the problem, one way that could help the students improve their simple present tense mastery, and also using STAD technique, the students more interested and felt more enjoyed during the learning activity.

5. Description of Jigsaw Technique and Student Team Achievement Division (STAD) Technique in cooperative learning used in improving students comprehension in reading

Based on the results of research conducted at Madrasah Aliyah Madani

Pao-Pao, it is known that the post-test results obtained from the two classes, namely the experimental class (XI MIA 4) and the controlled class (XI MIA 1) in teaching reading, where the experimental class has an average in pre-test is 33.45 and post-test is 65.69 total score, while the controlled class has an average in pre-test is 32.33 and post-test is 69.67 total score. Based on this explanation, the results showed that there are differences in learning outcomes between students taught using the Jigsaw Technique and students taught using the STAD Technique. This happened because of differences in the learning steps applied between Jigsaw and STAD Techniques.

In the Jigsaw Technique, students are divided into 5 groups where each group was given different material and then discuss it with their respective group friends. After that, each group chooses one representative to gather with other group representatives to study material from other groups. Then, the representatives return to their respective groups to convey the material that has been learned, but in the process of this Jigsaw Technique, the researcher saw a few shortcomings where the class became less conducive, so that many students were less focused when the material was explained. While the implementation of the STAD Technique, the teacher provides an explanation related to the material discussed and then proceeds with the discussion of each group to reinforce the material provided by the teacher. After that, the students from each group present the material that has been discussed with each group member where the group presents it in front of all students. In the process of applying the STAD Technique, the researcher saw that students were quite conducive and very attentive to other students who were presenting, so that students understood better and the

material was conveyed well. This causes differences in the average scores students of experimental class by using Jigsaw Technique and controlled class using the STAD Technique.

Based on the results of these data, Independent Sample T-test show that Sig. (2-tailed) is higher than $\alpha = 0.05$. It means that the null hypothesis (H_0) is accepted and the alternative hypothesis (H_1) is rejected. So inferential with the Independent Sample T-test it can be conclude that there is no significant difference between Jigsaw and STAD Techniques on the students' reading achievement of the second year of Madrasah Aliyah Madani Pao-Pao.

There are some previous research which have the same result with this present research. Suko (2012) stated that the STAD technique was more effective technique than Jigsaw technique towards students' speaking ability. The other researcher showed teaching by using Jigsaw technique and STAD technique is given an effect on students' reading comprehension. Firnandi & Karwono (2013) investigated that there was significance difference result of students' reading comprehension in recount text using STAD and Jigsaw technique. Based on the result, STAD technique was more effective technique than Jigsaw technique towards students reading comprehension at different reading frequency at the first grade of SMA N 1 Rumbia. Moreover, Mulyono & Siagiyanto (2013), in their study which examined that using Jigsaw and STAD techniques as a tool used for teaching reading found that the STAD technique was more effective technique than Jigsaw technique toward students reading comprehension at different motivation to read. Also, Saleng (2020) investigated the difference between Jigsaw and STAD techniques toward students' reading skill. Based on the result,

the researcher explained that there was no significance difference in the achievement students who were taught using Jigsaw technique and students who were taught using STAD technique.

As the conclusion, the result of the data analysis showed that there is no significance difference score taught by using Jigsaw and STAD Techniques. However both Jigsaw and STAD are good technique of teaching, but STAD is preferably implemented since the students' score is higher. The results are consistence with Elliot Aronson (1972) and Slavin (1997) which states that the differences of using STAD and Jigsaw Technique are in the role. STAD Technique is more simple in operation than Jigsaw Technique that need an expert group in the learning activity. STAD will be easier received by students it can make them easier to develop their reading comprehension. So, it can be called that STAD Techniques is better in teaching reading than Jigsaw Technique.

CHAPTER V

CONCLUSION AND SUGGESTIONS

This chapter presented the conclusion as well as suggestion related to this research. Suggestion and conclusion were taken based on the findings in this research.

A. Conclusion

Based on the result of the data analysis about the difference between students' reading achievement taught using Jigsaw Technique and those taught using STAD Technique at the second year of Madrasah Aliyah Madani Pao-Pao, research findings and discussions in the previous chapter, the researcher concluded that:

1. In the data analysis, there was improvement in the results of the pre-test and post-test between students who are taught by using Jigsaw Technique in experimental group and students who are taught by using STAD Technique in the controlled group. It was proven from the results of experimental class in pre-test and post-test (table 4.1 & 4.2), and controlled class in pre-test and post-test (table 4.3 & 4.4). In the experimental class, the students average score of pre-test is only 33.45, and after giving the treatment, the students average score of post-test is improve to 65.69. while, in the controlled class the student average score of pre-test is only 32.33, and after the researcher applied the STAD Technique, the students average score of post-test is improvement to 69.67.
2. The results of Independent Sample T-test, showed that calculations obtained Sig. (2-tailed) is higher than $\alpha = 0.05$. It means that the null hypothesis (H_0) is accepted and the alternative hypothesis (H_1) is rejected. So inferential with the Independent Sample T-test it can be conclude that there is no significant difference between Jigsaw and STAD Techniques on the students' reading achievement of the second year of Madrasah Aliyah Madani Pao-Pao.

B. Suggestions

In relation to the conclusion above, the researcher would like to suggest the following points:

1. For the teachers, the teachers can use both methods, Jigsaw and STAD Techniques, because both of learning methods can improve the students understanding, not only for reading comprehension, but also can improve the students comprehension of other lessons. Also, the researcher must be

creative to make English learning in the classroom more enjoyable for both teachers and students. It means that it can help students more active and allowing them to express their own opinions in the classroom.

2. For the students, the students should be aware for reading habit it can be improving their language, and more active in practicing their English skill, so they can by themselves to comprehend the teacher's information without difficulty.
3. For the next researchers, the researcher must be more improve their knowledge about teaching methods in order to be creative and good teacher. Also, the researchers who will carry out similar studies must find more actions to improve not only in reading comprehension, but also in speaking, writing, and listening.

REFERENCES

- Aida, M. R. N. (2019). *The Effectiveness of Student Team Achievement Division (STAD) Towards Student's Writing Skill in Recount Text of 8th Grade at Smpn 6 Tulungagung.*(2019).
- Agustiani, M. (2016). The Effects of Drta and Lc Strategies On Students' Reading Comprehension Achievement of Narrative Texts Based on English Score Levels. *The Journal of English Literacy Education: The Teaching and Learning of English as a Foreign Language*, 3(2), 111-124.
- Arief, R. (2020). *The Influence of Using Students Team Achievement Division Technique Towards Students' Reading Comprehension in Recount Text at the Second Semester of The Eighth Grade of Smp Plus Yaditama South Lampung in the Academic Year of 2019/2020* (Doctoral dissertation, UIN Raden Intan Lampung).
- Asilestari, P. (2017). The Effect of QAR (Question-Answer Relationships) Strategy To Improve Students' reading Comprehension of the Eight Year Students at Smp Negeri 2 Koto Kampar Hulu. *Journal of English Language and Education*, 2(1).

- Azizah, I. (2015). *A Comparative Study of STAD And Circ Methods of Teaching Reading in Mtsn Kunir the Academic Year 2014/2015*.(2015)
- Dhillon, B. P. S., Herman, H., & Syafryadin, S. (2020). The Effect of Skimming Method to Improve Students' Ability in Reading Comprehension on Narrative Text. *Linguists: Journal Of Linguistics and Language Teaching*, 6(1), 77-88.
- Efitasari, E. (2019). Implementing Collaborative Strategic of Narrative text to Improve Reading Comprehension Skill of the Students of SMP YPI Baiturrahman Ngoro-Mojokerto. <http://etheses.iainkediri.ac.id/1166/3/932218915-bab2.pdf>
- Elizabeth. S. Pang. (2000). *Teaching Reading*. International Bureau of Education.
- Firnadi, D. (2014). The Comparison of Students' Reading Comprehension in Recount Text Instruction between Using STAD And Jigsaw Technique at Different Reading Frequency at he First Grade Of Sma N 1 Rumbia Academic Year 2012/2013. *Premise: Journal of English Education and Applied Linguistics*, 2(1), 1-9.
- Hasibuan, K., & Ansyari, F. (2007). *Teaching English as a foreign language (TEFL)*. Pekanbaru: Alaf Riau Graha UNRI Press.
- Huda, N. (2020). Improving Students' Engagement in Reading Class by Using Student Teams-Achievement Division (STAD). *JOEEL: Journal of English Education and Literature*, 1(2), 68-75.
- Isnaini, Firdha. & Kurniawan, Machful indra. (2020). The Concept of STAD (Student Team Achievement Division) Cooperative Learning Model According to Robert E. Slavin: Konsep Model Pembelajaran kooperatif STAD (Student Team Achievement Division) Menurut Robert E. Slavin. <https://ijemd.umsida.ac.id/index.php/ijemd/article/view/561/446?download=pdf>
- Irwan. (2005). *The Application of Skimming and Scanning in Teaching Reading to the Third Year Students' of SLTPN 1 Mario Riawa Kab. Soppeng*. Thesis. IAAAN Alaudin Makassar.
- Johnson, D.W. & Johnson, R.T. (2000). *Methods of cooperative learning: What can we prove works cooperative method: A meta-analysis*. Minneapolis, Minnesota: University of Minnesota.
- Mariyah, S. (2008). *Teaching English Vocabulary Using Cooperative Learning Method with Jigsaw to the First Year Students of SMP Muhammadiyah 4 Petarukan- Pemalang* (Doctoral dissertation, Universitas Muhammadiyah).

- Mauludi, Y. M. (2011). *The Effectiveness of Jigsaw Technique To Improve Students' Reading Ability in Narrative Text*. Walisongo State Institute For Islamic Studies, Semarang.
- Misnawati, M. (2019). Improving the Students' Ability in Mastering Reading Comprehension Through Three-Two-One (3-2-1) Strategy. <https://media.neliti.com/media/publications/477164-improving-the-students%C3%A2tm-ability-in-mas-ee419123.pdf>
- Mufida, D. L. (2019). *The Effectiveness of Using Jigsaw Technique on the Students' Reading Comprehension of Descriptive Text at Sman 1 Gurah*. State Islamic Institute Of Kediri.
- Moeleng, F. (2018). *The Influence of Using Jigsaw Technique Towards Students' vocabulary Mastery at the Second Semester of the Eighth Grade of Smp N 24 Bandar Lampung in the Academic Year of 2017/2018* (Doctoral dissertation, UIN Raden Intan Lampung).
- Mulyono, E., & Siagian, B. E. (2013). The Comparison of Reading Comprehension Taught by Using STAD and Jigsaw Technique at Different Motivation to Read at the Even Semester of Eleventh Grades in Sman 1 Rumbia Academic Year 2012/2013. *Premise: Journal of English Education and Applied Linguistics*, 2(1), 44-52.
- Namaziandost, E., Gilakjani, A. P., & Hidayatullah. (2020). *Enhancing pre-intermediate EFL learners' reading comprehension through the use of jigsaw technique*. *Cogent Arts & Humanities*, 7(1), 1738833.
- Nunan, D. (2003). *Practical English Learning Teaching*. New York: McGraw-Hill/Comemporary.
- Perwira, S. A. (2013). *The Application of STAD in Teaching Reading of Narrative Text to the Eleventh Graders of Sma Intensif Taruna Pembangunan Surabaya*. *Retain*, 1(3).
- Prasetyo, E. (2012). The Comparison between Reading Ability in Narrative Text Using STAD and CBI Methods at the Tenth Level at the Senior High School Muhammadiyah 1 Metro 2011/2012. *Published University of Muhammadiyah Metro. Metro*.
- Pustaka, Reza. (2015). Improving Reading Comprehension Ability Using Authentic Materials for Grade Eight Students of MTSN Ngemplak, Yogyakarta. <https://core.ac.uk/download/pdf/33524559.pdf>
- Rollyana, Y. (2019). *The Effect of Using Inside Outside Circle Technique Towards Students' Reading Comprehension at the First Semester of Eleventh Grade of Smk N 1 Tanjungsari South Lampung in The Academic Year of*

- 2019/2020 (Doctoral dissertation, UIN Raden Intan Lampung).
- Saleng, A. (2020). *The Comparative Study Between Jigsaw Technique and Students Team Achievement Division to Improve Students' Reading Skill at Eight Grade of Smp N 4 Tolitoli*. Universitas Madako Tolitoli.
- Schmidt, Jack C. (1992). Longman Dictionary of Language Teaching and Applied Linguistic.
https://www.academia.edu/44568181/Longman_Dictionary_of_Language_Teaching_and_Applied_Linguistics
- Setyawan, F. H. (2018). The effectiveness of using comic in teaching reading narrative text. *JET (Journal of English Teaching) Adi Buana*, 3(1), 67-75.
- Slavin, R.E. (1995). *Cooperative learning; Theory, research, and practice (2nd Ed)*. Englewood Cliffs, NJ: Prentice Hall.
- Solihat, Anisa. & Syahrizal, Trisnendi. (2018). The Implementation of Jigsaw Method in Teaching Simple Present Tense to Grade X.
<https://journal.ikipsiliwangi.ac.id/index.php/project/article/download/3384/1018>
- Spratt, M., Pulverness, A., & Williams, M. (2005). *The TKT Course: Teaching Knowledge Test*. Cambridge : Cambridge University Press.
- UKEssays. (2018). Definition Purpose and Models of Reading. Retrieved from <https://www.ukessays.com/essays/languages/definition-of-reading.php?vref=1>
- Wardah. (2015). Metacognitif Reading Strategy Enhancing English Reading Comprehension.
<https://jurnaliainpontianak.or.id/index.php/atturats/article/download/107/97>
- Wati, T. (2019). *Comparing the Effectiveness of Using Jigsaw Technique and Students' Team Achievement Division (STAD) Technique in Enhancing the Tenth Grade Students' Narrative Reading Comprehension in MA YPGS Gunung Batu* (Doctoral dissertation, UIN Raden Fatah Palembang).
- Wicaksono, A. Penelitian Kausal Komparatif (Ex Post Facto). *Jurnal Pendidikan, Selasa*, 5.
- Widarto, M. P. (2013). Penelitian Ex Post Facto. *Fakultas Teknik: Universitas Negeri Yogyakarta*.
- _____. (2019). Englishadmin.com. Accessed on March 9, 2023. Retrieved from: <https://englishadmin.com/2019/03/contoh-soal-invitation->

text-dan-jawaban.html

_____, (2018). Englishadmin.com. Accessed on March 9, 2023. Retrieved from: <http://englishadmin.com/2018/11/50-contoh-soal-analytical-exposition-dan-jawaban.html>

_____, (2018). Englishadmin.com. Accessed on March 9, 2023. Retrieved from: <https://englishadmin.com/2018/12/55-contoh-soal-explanation-text-dan-jawabannya.html>



The logo of Universitas Islam Negeri Alauddin Makassar is a large, light green emblem. It features a central yellow star with Arabic calligraphy, surrounded by stylized green arches and geometric shapes. The word "APPENDICES" is superimposed in bold black text across the middle of the logo.

APPENDICES

UNIVERSITAS ISLAM NEGERI
ALAUDDIN
M A K A S S A R

APPENDIX 1

RENCANA PELAKSANAAN PEMBELAJARAN PERTEMUAN 1 EXPERIMENTAL CLASS

Sekolah : Madrasah Aliyah Madani
Mata Pelajaran : Bahasa Inggris
Kelas/Semester : XI/Genap
Materi Pokok :
InvitationAlokasi Waktu : 45 menit

A. Kompetensi Dasar

3.3 Membedakan fungsi sosial, struktur teks, dan unsur kebahasaan beberapa teks khusus dalam bentuk undangan resmi dengan memberi dan meminta informasi terkait kegiatan sekolah/tempat kerja sesuai dengan konteks penggunaannya.

4.3.1 Menangkap makna secara kontekstual terkait fungsi sosial, struktur teks, dan unsur kebahasaan teks khusus dalam bentuk undangan resmi lisan dan tulis, terkait kegiatan sekolah/tempat kerja

B. Tujuan Pembelajaran

- ☑ Peserta didik dapat menemukan perbedaan dan persamaan dari beberapa undangan resmi untuk beberapa acara yang berbeda.
- ☑ Peserta didik dapat mengidentifikasi dan menyebutkan bagian-bagian dari undangan dengan ucapan dan tekanan kata yang benar.
- ☑ Peserta didik dapat memahami struktur teks undangan resmi.
- ☑ Peserta didik dapat memahami unsur kebahasaan dari undangan resmi.

C. Media Pembelajaran, Alat/Bahan, dan Sumber Belajar

- ☑ Media : Slide PPT/Buku Paket
- ☑ Alat/Bahan : Laptop dan LCD
- ☑ Sumber Belajar : Buku Bahasa Inggris Kelas XI

D. Langkah-Langkah Pembelajaran

Kegiatan Pendahuluan
<ol style="list-style-type: none"> 1. Guru membuka kegiatan pembelajaran dengan mengucapkan salam dan berdoa 2. Guru menanyakan kabar dan mengecek kehadiran siswa melalui daftar hadir 3. Guru memberikan apersepsi 4. Guru menyampaikan motivasi tentang apa yang dapat diperoleh (tujuan & manfaat) dengan mempelajari materi : <i>Teks Khusus Dalam Bentuk Undangan</i> 5. Guru menjelaskan hal-hal yang akan dipelajari, kompetensi yang akan dicapai, serta metode belajar yang akan ditempuh,
Kegiatan Inti
<ol style="list-style-type: none"> 1. Peserta didik diberi motivasi atau rangsangan untuk memusatkan perhatian pada topik materi <i>Teks Khusus Dalam Bentuk Undangan</i> dengan cara melihat, mengamati, membaca melalui tayangan yang di tampilkan. 2. Guru memberikan kesempatan pada peserta didik untuk mengidentifikasi sebanyak mungkin pertanyaan yang berkaitan dengan gambar yang disajikan dan akan dijawab melalui kegiatan belajar khususnya pada materi <i>Teks Khusus Dalam Bentuk Undangan</i>.
Kegiatan Penutup
<ul style="list-style-type: none"> • Peserta didik dengan bimbingan guru menyampaikan kesimpulan dan refleksi terhadap pembelajaran • Guru memberikan apresiasi kepada seluruh peserta didik yang telah bekerja sama dengan baik selama berlangsungnya kegiatan pembelajaran • Guru memberikan penugasan kepada peserta didik • Guru menginformasikan materi pembelajaran untuk pertemuan berikutnya • Guru menutup kegiatan pembelajaran dengan mengucapkan salam

E. Penilaian

- **Penilaian Pengetahuan** berupa penugasan, tes tertulis pilihan ganda atau tertulis lisan, dan observasi terhadap diskusi, tanya jawab atau percakapan
- **Penilaian Keterampilan** berupa penilaian unjuk kerja, penilaian proyek, penilaian produk dan penilaian portofolio

**RENCANA PELAKSANAAN PEMBELAJARAN
PERTEMUAN 2
EXPERIMENTAL CLASS**

Sekolah : Madrasah Aliyah Madani
Mata Pelajaran : Bahasa Inggris
Kelas/Semester : XI/Genap
Materi Pokok :
InvitationAlokasi Waktu : 45 menit

A. Kompetensi Dasar

4.3 Teks undangan resmi

4.3.2 Menyusun teks khusus dalam bentuk undangan resmi lisan dan tulis, terkait kegiatan sekolah/tempat kerja, dengan memperhatikan fungsi sosial, struktur teks, dan unsur kebahasaan, secara benar dan sesuai konteks

B. Tujuan Pembelajaran

- Peserta didik dapat membuat undangan resmi terkait kegiatan sekolah
- Peserta didik dapat menampilkan undangan dengan menempelkan di dinding kelas dan bertanya jawab dengan pembaca (siswa lain, guru) yang datang membacanya

C. Media Pembelajaran, Alat/Bahan, dan Sumber Belajar

- Media : Slide PPT/Buku Paket
- Alat/Bahan : Laptop dan LCD
- Sumber Belajar : Buku Bahasa Inggris Kelas XI

D. Langkah-Langkah Pembelajaran

Kegiatan Pendahuluan
<ol style="list-style-type: none"> 1. Guru membuka kegiatan pembelajaran dengan mengucapkan salam dan berdoa 2. Guru menanyakan kabar dan mengecek kehadiran siswa melalui daftar hadir 3. Guru memberikan apersepsi 4. Guru menyampaikan motivasi tentang apa yang dapat diperoleh (tujuan&manfaat) dengan mempelajari materi : <i>Teks Khusus Dalam Bentuk Undangan</i> 5. Guru menjelaskan hal-hal yang akan dipelajari, kompetensi yang akan dicapai, serta metode belajar yang akan ditempuh,
Kegiatan Inti
<ol style="list-style-type: none"> 1. Peserta didik dibentuk dalam beberapa kelompok untuk mendiskusikan, mengumpulkan informasi, dan saling bertukar informasi mengenai <i>Teks Khusus Dalam Bentuk Undangan</i>. 2. Peserta didik mempresentasikan hasil kerja kelompok mengenai <i>Teks Khusus Dalam Bentuk Undangan</i> dengan menggunakan metode jigsaw. 3. Guru dan peserta didik membuat kesimpulan tentang hal-hal yang telah dipelajari terkait <i>Teks Khusus Dalam Bentuk Undangan</i>. Peserta didik kemudian diberi kesempatan untuk menanyakan kembali hal-hal yang belum dipahami.
Kegiatan Penutup
<ul style="list-style-type: none"> • Peserta didik dengan bimbingan guru menyampaikan kesimpulan dan refleksi terhadap pembelajaran • Guru memberikan apresiasi kepada seluruh peserta didik yang telah bekerja sama dengan baik selama berlangsungnya kegiatan pembelajaran • Guru memberikan penugasan kepada peserta didik • Guru menginformasikan materi pembelajaran untuk pertemuan berikutnya • Guru menutup kegiatan pembelajaran dengan mengucapkan salam

E. Penilaian

- **Penilaian Pengetahuan** berupa penugasan, tes tertulis pilihan ganda atau tertulis lisan, dan observasi terhadap diskusi, tanya jawab atau percakapan
- **Penilaian Keterampilan** berupa penilaian unjuk kerja, penilaian proyek, penilaian produk dan penilaian portofolio

**RENCANA PELAKSANAAN PEMBELAJARAN
PERTEMUAN 3
EXPERIMENTAL CLASS**

Sekolah : Madrasah Aliyah Madani
Mata Pelajaran : Bahasa Inggris
Kelas/Semester : XI/Genap
Materi Pokok : Analytical Exposition
TextAlokasi Waktu : 45 menit

A. Kompetensi Dasar

3.4 Membedakan fungsi sosial, struktur teks, dan unsur kebahasaan beberapa teks *eksposisi analitis* lisan dan tulis dengan memberi dan meminta informasi terkait isu aktual, sesuai dengan konteks penggunaannya

4.4.1 Menangkap makna secara kontekstual terkait fungsi sosial, struktur teks, dan unsur kebahasaan teks *eksposisi analitis* lisan dan tulis, terkait isu aktual

B. Tujuan Pembelajaran

- Peserta didik dapat menganalisis unsur-unsur eksposisi dari sebuah kalimat
- Peserta didik dapat memahami struktur teks eksposisi analitis
- Peserta didik dapat memahami unsur kebahasaan dari teks eksposisi analitis

C. Media Pembelajaran, Alat/Bahan, dan Sumber Belajar

- Media : Slide PPT/Buku Paket
- Alat/Bahan : Laptop dan LCD
- Sumber Belajar : Buku Bahasa Inggris Kelas XI

D. Langkah-Langkah Pembelajaran

Kegiatan Pendahuluan
<ol style="list-style-type: none"> 1. Guru membuka kegiatan pembelajaran dengan mengucapkan salam dan berdoa 2. Guru menanyakan kabar dan mengecek kehadiran siswa melalui daftar hadir 3. Guru memberikan apersepsi 4. Guru menyampaikan motivasi tentang apa yang dapat diperoleh (tujuan&manfaat) dengan mempelajari materi : <i>Teks Eksposisi Analitis</i>. 5. Guru menjelaskan hal-hal yang akan dipelajari, kompetensi yang akan dicapai, serta metode belajar yang akan ditempuh,
Kegiatan Inti
<ol style="list-style-type: none"> 1. Peserta didik diberi motivasi atau rangsangan untuk memusatkan perhatian pada topik materi <i>Teks Eksposisi Analitis</i> dengan cara melihat, mengamati, membaca melalui tayangan yang di tampilkan. 2. Guru memberikan kesempatan pada peserta didik untuk mengidentifikasi sebanyak mungkin pertanyaan yang berkaitan dengan gambar yang disajikan dan akan dijawab melalui kegiatan belajar khususnya pada materi <i>Teks Eksposisi Analitis</i>.
Kegiatan Penutup
<ul style="list-style-type: none"> • Peserta didik dengan bimbingan guru menyampaikan kesimpulan dan refleksi terhadap pembelajaran • Guru memberikan apresiasi kepada seluruh peserta didik yang telah bekerja sama dengan baik selama berlangsungnya kegiatan pembelajaran • Guru memberikan penugasan kepada peserta didik • Guru menginformasikan materi pembelajaran untuk pertemuan berikutnya • Guru menutup kegiatan pembelajaran dengan mengucapkan salam

E. Penilaian

- **Penilaian Pengetahuan** berupa penugasan, tes tertulis pilihan ganda atau tertulis lisan, dan observasi terhadap diskusi, tanya jawab atau percakapan
- **Penilaian Keterampilan** berupa penilaian unjuk kerja, penilaian proyek, penilaian produk dan penilaian portofolio

**RENCANA PELAKSANAAN PEMBELAJARAN
PERTEMUAN 4
EXPERIMENTAL CLASS**

Sekolah : Madrasah Aliyah Madani
Mata Pelajaran : Bahasa Inggris
Kelas/Semester : XI/Genap
Materi Pokok : Analytical Exposition
TextAlokasi Waktu : 45 menit

A. Kompetensi Dasar

4.4 Teks eksposisi analitis

4.4.2 Menyusun teks *eksposisi analitis* tulis, terkait isu aktual, dengan memperhatikan fungsi sosial, struktur teks, dan unsur kebahasaan, secara benar dan sesuai konteks

B. Tujuan Pembelajaran

- Peserta didik dapat menemukan dan menyusun kembali teks eksposisi analitik dari kalimat yang tersusun secara acak
- Peserta didik dapat membacakan teks-teks eksposisi dengan suara lantang di depan kelas, dengan ucapan dan tekanan kata yang benar
- Peserta didik dapat membuat teks eksposisi menyatakan pandangannya tentang satu hal di sekolah, desa, atau kotanya

C. Media Pembelajaran, Alat/Bahan, dan Sumber Belajar

- Media : Slide PPT/Buku Paket
- Alat/Bahan : Laptop dan LCD
- Sumber Belajar : Buku Bahasa Inggris Kelas XI

D. Langkah-Langkah Pembelajaran

Kegiatan Pendahuluan
<ol style="list-style-type: none"> 1. Guru membuka kegiatan pembelajaran dengan mengucapkan salam dan berdoa 2. Guru menanyakan kabar dan mengecek kehadiran siswa melalui daftar hadir 3. Guru memberikan apersepsi 4. Guru menyampaikan motivasi tentang apa yang dapat diperoleh (tujuan & manfaat) dengan mempelajari materi : <i>Teks Eksposisi Analitis</i>. 5. Guru menjelaskan hal-hal yang akan dipelajari, kompetensi yang akan dicapai, serta metode belajar yang akan ditempuh,
Kegiatan Inti
<ol style="list-style-type: none"> 1. Peserta didik dibentuk dalam beberapa kelompok untuk mendiskusikan, mengumpulkan informasi, dan saling bertukar informasi mengenai <i>Teks Eksposisi Analitis</i> 2. Peserta didik mempresentasikan hasil kerja kelompok mengenai <i>Teks Eksposisi Analitis</i> dengan menggunakan metode Jigsaw 3. Guru dan peserta didik membuat kesimpulan tentang hal-hal yang telah dipelajari terkait <i>Teks Eksposisi Analitis</i>. Peserta didik kemudian diberi kesempatan untuk menanyakan kembali hal-hal yang belum dipahami
Kegiatan Penutup
<ul style="list-style-type: none"> • Peserta didik dengan bimbingan guru menyampaikan kesimpulan dan refleksi terhadap pembelajaran • Guru memberikan apresiasi kepada seluruh peserta didik yang telah bekerja sama dengan baik selama berlangsungnya kegiatan pembelajaran • Guru memberikan penugasan kepada peserta didik • Guru menginformasikan materi pembelajaran untuk pertemuan berikutnya • Guru menutup kegiatan pembelajaran dengan mengucapkan salam

E. Penilaian

- **Penilaian Pengetahuan** berupa penugasan, tes tertulis pilihan ganda atau tertulis lisan, dan observasi terhadap diskusi, tanya jawab atau percakapan
- **Penilaian Keterampilan** berupa penilaian unjuk kerja, penilaian proyek, penilaian produk dan penilaian portofolio

**RENCANA PELAKSANAAN PEMBELAJARAN
PERTEMUAN 5
EXPERIMENTAL CLASS**

Sekolah : Madrasah Aliyah Madani
Mata Pelajaran : Bahasa Inggris
Kelas/Semester : XI/Genap
Materi Pokok : Explanation
TextAlokasi Waktu : 45 menit

A. Kompetensi Dasar

3.5 Menerapkan fungsi social, struktur teks, dan unsur kebahasaan teks interaksi transaksional lisan dan tulis yang melibatkan tindakan memberi dan meminta informasi terkait keadaan/ tindakan/ kegiatan/ kejadian tanpa perlu menyebutkan pelakunya dalam teks ilmiah, sesuai dengan konteks penggunaannya. (Perhatikan unsur kebahasaan passive voice.)

3.8 Membedakan fungsi sosial, struktur teks, dan unsur kebahasaan beberapa teks eksplanasi lisan dan tulis dengan memberi dan meminta informasi terkait gejala alam atau sosial yang tercakup dalam mata pelajaran lain di kelas XI, sesuai dengan konteks penggunaannya

B. Tujuan Pembelajaran

- Peserta didik dapat mengidentifikasi persamaan dan perbedaan fungsi sosial, struktur teks dan unsur kebahasaan teks explanation
- Peserta didik dapat memahami struktur teks explanation dalam memberi dan meminta informasi terkait gejala alam atau sosial yang tercakup dalam mata pelajaran lain di kelas XI
- Peserta didik dapat memahami unsur kebahasaan dari teks explanation dalam memberi dan meminta informasi terkait gejala alam atau sosial yang tercakup dalam mata pelajaran lain di kelas XI

C. Media Pembelajaran, Alat/Bahan, dan Sumber Belajar

- Media : Slide PPT/Buku Paket
- Alat/Bahan : Laptop dan LCD
- Sumber Belajar : Buku Bahasa Inggris Kelas XI

D. Langkah-Langkah Pembelajaran

Kegiatan Pendahuluan
<ol style="list-style-type: none"> 1. Guru membuka kegiatan pembelajaran dengan mengucapkan salam dan berdoa 2. Guru menanyakan kabar dan mengecek kehadiran siswa melalui daftar hadir 3. Guru memberikan apersepsi 4. Guru menyampaikan motivasi tentang apa yang dapat diperoleh (tujuan & manfaat) dengan mempelajari materi : <i>Teks Explanation; Informasi Terkait Gejala Alam atau Sosial</i>. 5. Guru menjelaskan hal-hal yang akan dipelajari, kompetensi yang akan dicapai, serta metode belajar yang akan ditempuh,
Kegiatan Inti
<ol style="list-style-type: none"> 1. Peserta didik diberi motivasi atau rangsangan untuk memusatkan perhatian pada topik materi <i>Teks Explanation; Informasi Terkait Gejala Alam atau Sosial</i> dengan cara melihat, mengamati, membaca melalui tayangan yang ditampilkan. 2. Guru memberikan kesempatan pada peserta didik untuk mengidentifikasi sebanyak mungkin pertanyaan yang berkaitan dengan gambar yang disajikan dan akan dijawab melalui kegiatan belajar khususnya pada materi <i>Teks Explanation; Informasi Terkait Gejala Alam atau Sosial</i>.
Kegiatan Penutup
<ul style="list-style-type: none"> • Peserta didik dengan bimbingan guru menyampaikan kesimpulan dan refleksi terhadap pembelajaran • Guru memberikan apresiasi kepada seluruh peserta didik yang telah bekerja sama dengan baik selama berlangsungnya kegiatan pembelajaran • Guru memberikan penugasan kepada peserta didik • Guru menginformasikan materi pembelajaran untuk pertemuan berikutnya • Guru menutup kegiatan pembelajaran dengan mengucapkan salam

E. Penilaian

- **Penilaian Pengetahuan** berupa penugasan, tes tertulis pilihan ganda atau tertulis lisan, dan observasi terhadap diskusi, tanya jawab atau percakapan
- **Penilaian Keterampilan** berupa penilaian unjuk kerja, penilaian proyek, penilaian produk dan penilaian portofolio

**RENCANA PELAKSANAAN PEMBELAJARAN
PERTEMUAN 6
EXPERIMENTAL CLASS**

Sekolah : Madrasah Aliyah Madani
Mata Pelajaran : Bahasa Inggris
Kelas/Semester : XI/Genap
Materi Pokok : Explanation
TextAlokasi Waktu : 45 menit

A. Kompetensi Dasar

4.5 Menyusun teks interaksi transaksional lisan dan tulis yang melibatkan Øndakan memberi dan meminta informasi terkait keadaan/tindakan/kegiatan/ kejadian tanpa perlu menyebutkan pelakunya dalam teks ilmiah, dengan memperhatikan fungsi sosial, struktur teks, dan unsur kebahasaan yang benardan sesuai konteks

4.8 Menangkap makna secara kontekstual terkait fungsi sosial, struktur teks, dan unsur kebahasaan teksexplanation lisan dan tulis, terkait gejala alam atau sosial yang tercakup dalam mata pelajaran lain di kelas XI

B. Tujuan Pembelajaran

- Peserta didik dapat membuat teks-teks tentang fenomena alam pendek dan sederhana
- Peserta didik dapat membuat teks-teks tentang fenomena sosial pendek dan sederhana
- Peserta didik dapat menampilkan dan mempresentasikan teksnya kepada teman-teman yang datangmembaca

C. Media Pembelajaran, Alat/Bahan, dan Sumber Belajar

- Media : Slide PPT/Buku Paket
- Alat/Bahan : Laptop dan LCD
- Sumber Belajar : Buku Bahasa Inggris Kelas XI

D. Langkah-Langkah Pembelajaran

Kegiatan Pendahuluan
<ol style="list-style-type: none"> 1. Guru membuka kegiatan pembelajaran dengan mengucapkan salam dan berdoa 2. Guru menanyakan kabar dan mengecek kehadiran siswa melalui daftar hadir 3. Guru memberikan apersepsi 4. Guru menyampaikan motivasi tentang apa yang dapat diperoleh (tujuan&manfaat) dengan mempelajari materi : <i>Teks Explanation; Informasi Terkait Gejala Alam atau Sosial</i>. 5. Guru menjelaskan hal-hal yang akan dipelajari, kompetensi yang akan dicapai, serta metode belajaryang akan ditempuh,
Kegiatan Inti
<ol style="list-style-type: none"> 1. Peserta didik dibentuk dalam beberapa kelompok untuk mendiskusikan, mengumpulkan informasi, dan saling bertukar informasi mengenai <i>Teks Explanation; Informasi Terkait Gejala Alam atau Sosial</i> 2. Peserta didik mempresentasikan hasil kerja kelompok mengenai <i>Teks Explanation; Informasi Terkait Gejala Alam atau Sosial</i> dengan menggunakan metode Jigsaw 3. Guru dan peserta didik membuat kesimpulan tentang hal-hal yang telah dipelajari terkait <i>Teks Explanation; Informasi Terkait Gejala Alam atau Sosial</i> . Peserta didik kemudian diberi kesempatan untuk menanyakan kembali hal-hal yang belum dipahami
Kegiatan Penutup
<ul style="list-style-type: none"> • Peserta didik dengan bimbingan guru menyampaikan kesimpulan dan refleksi terhadap pembelajaran • Guru memberikan apresiasi kepada seluruh peserta didik yang telah bekerja sama dengan baik selamaberlangsungnya kegiatan pembelajaran • Guru memberikan penugasan kepada peserta didik • Guru menginformasikan materi pembelajaran untuk pertemuan berikutnya • Guru menutup kegiatan pembelajaran dengan mengucapkan salam

E. Penilaian

- **Penilaian Pengetahuan** berupa penugasan, tes tertulis pilihan ganda atau tertulis lisan, dan observasiterhadap diskusi, tanya jawab atau percakapan
- **Penilaian Keterampilan** berupa penilaian unjuk kerja, penilaian proyek, penilaian produk danpenilaian portofolio

**RENCANA PELAKSANAAN PEMBELAJARAN
PERTEMUAN 1
CONTROLLED CLASS**

Sekolah : Madrasah Aliyah Madani
Mata Pelajaran : Bahasa Inggris
Kelas/Semester : XI/Genap
Materi Pokok :
InvitationAlokasi Waktu : 45 menit

F. Kompetensi Dasar

3.3 Membedakan fungsi sosial, struktur teks, dan unsur kebahasaan beberapa teks khusus dalam bentuk undangan resmi dengan memberi dan meminta informasi terkait kegiatan sekolah/tempat kerja sesuai dengan konteks penggunaannya.

4.3.3 Menangkap makna secara kontekstual terkait fungsi sosial, struktur teks, dan unsur kebahasaan teks khusus dalam bentuk undangan resmi lisan dan tulis, terkait kegiatan sekolah/tempat kerja

G. Tujuan Pembelajaran

- ☑ Peserta didik dapat menemukan perbedaan dan persamaan dari beberapa undangan resmi untuk beberapa acara yang berbeda.
- ☑ Peserta didik dapat mengidentifikasi dan menyebutkan bagian-bagian dari undangan dengan ucapan dan tekanan kata yang benar.
- ☑ Peserta didik dapat memahami struktur teks undangan resmi.
- ☑ Peserta didik dapat memahami unsur kebahasaan dari undangan resmi.

H. Media Pembelajaran, Alat/Bahan, dan Sumber Belajar

- ☑ Media : Slide PPT/Buku Paket
- ☑ Alat/Bahan : Laptop dan LCD
- ☑ Sumber Belajar : Buku Bahasa Inggris Kelas XI

I. Langkah-Langkah Pembelajaran

Kegiatan Pendahuluan
6. Guru membuka kegiatan pembelajaran dengan mengucapkan salam dan berdoa 7. Guru menanyakan kabar dan mengecek kehadiran siswa melalui daftar hadir 8. Guru memberikan apersepsi 9. Guru menyampaikan motivasi tentang apa yang dapat diperoleh (tujuan&manfaat) dengan mempelajari materi : <i>Teks Khusus Dalam Bentuk Undangan</i> 10. Guru menjelaskan hal-hal yang akan dipelajari, kompetensi yang akan dicapai, serta metode belajar yang akan ditempuh,
Kegiatan Inti
3. Peserta didik diberi motivasi atau rangsangan untuk memusatkan perhatian pada topik materi <i>Teks Khusus Dalam Bentuk Undangan</i> dengan cara melihat, mengamati, membaca melalui tayangan yang di tampilkan. 4. Guru memberikan kesempatan pada peserta didik untuk mengidentifikasi sebanyak mungkin pertanyaan yang berkaitan dengan gambar yang disajikan dan akan dijawab melalui kegiatan belajar khususnya pada materi <i>Teks Khusus Dalam Bentuk Undangan</i> .
Kegiatan Penutup
<ul style="list-style-type: none"> • Peserta didik dengan bimbingan guru menyampaikan kesimpulan dan refleksi terhadap pembelajaran • Guru memberikan apresiasi kepada seluruh peserta didik yang telah bekerja sama dengan baik selama berlangsungnya kegiatan pembelajaran • Guru memberikan penugasan kepada peserta didik • Guru menginformasikan materi pembelajaran untuk pertemuan berikutnya • Guru menutup kegiatan pembelajaran dengan mengucapkan salam

J. Penilaian

- **Penilaian Pengetahuan** berupa penugasan, tes tertulis pilihan ganda atau tertulis lisan, dan observasi terhadap diskusi, tanya jawab atau percakapan
- **Penilaian Keterampilan** berupa penilaian unjuk kerja, penilaian proyek, penilaian produk dan penilaian portofolio

**RENCANA PELAKSANAAN PEMBELAJARAN
PERTEMUAN 2
CONTROLLED CLASS**

Sekolah : Madrasah Aliyah Madani
Mata Pelajaran : Bahasa Inggris
Kelas/Semester : XI/Genap
Materi Pokok :
InvitationAlokasi Waktu : 45 menit

F. Kompetensi Dasar

4.3 Teks undangan resmi

4.3.4 Menyusun teks khusus dalam bentuk undangan resmi lisan dan tulis, terkait kegiatan sekolah/tempat kerja, dengan memperhatikan fungsi sosial, struktur teks, dan unsur kebahasaan, secara benar dan sesuai konteks

G. Tujuan Pembelajaran

- Peserta didik dapat membuat undangan resmi terkait kegiatan sekolah
- Peserta didik dapat menampilkan undangan dengan menempelkan di dinding kelas dan bertanya jawab dengan pembaca (siswa lain, guru) yang datang membacanya

H. Media Pembelajaran, Alat/Bahan, dan Sumber Belajar

- Media : Slide PPT/Buku Paket
- Alat/Bahan : Laptop dan LCD
- Sumber Belajar : Buku Bahasa Inggris Kelas XI

I. Langkah-Langkah Pembelajaran

Kegiatan Pendahuluan
<p>6. Guru membuka kegiatan pembelajaran dengan mengucapkan salam dan berdoa</p> <p>7. Guru menanyakan kabar dan mengecek kehadiran siswa melalui daftar hadir</p> <p>8. Guru memberikan apersepsi</p> <p>9. Guru menyampaikan motivasi tentang apa yang dapat diperoleh (tujuan&manfaat) dengan mempelajari materi : <i>Teks Khusus Dalam Bentuk Undangan</i></p> <p>10. Guru menjelaskan hal-hal yang akan dipelajari, kompetensi yang akan dicapai, serta metode belajar yang akan ditempuh,</p>
Kegiatan Inti
<p>4. Peserta didik dibentuk dalam beberapa kelompok untuk mendiskusikan, mengumpulkan informasi, dan saling bertukar informasi mengenai <i>Teks Khusus Dalam Bentuk Undangan</i>.</p> <p>5. Peserta didik mempresentasikan hasil kerja kelompok mengenai <i>Teks Khusus Dalam Bentuk Undangan</i> dengan menggunakan metode STAD.</p> <p>6. Guru dan peserta didik membuat kesimpulan tentang hal-hal yang telah dipelajari terkait <i>Teks Khusus Dalam Bentuk Undangan</i>. Peserta didik kemudian diberi kesempatan untuk menanyakan kembali hal-hal yang belum dipahami.</p>
Kegiatan Penutup
<ul style="list-style-type: none"> • Peserta didik dengan bimbingan guru menyampaikan kesimpulan dan refleksi terhadap pembelajaran • Guru memberikan apresiasi kepada seluruh peserta didik yang telah bekerja sama dengan baik selama berlangsungnya kegiatan pembelajaran • Guru memberikan penugasan kepada peserta didik • Guru menginformasikan materi pembelajaran untuk pertemuan berikutnya • Guru menutup kegiatan pembelajaran dengan mengucapkan salam

J. Penilaian

- **Penilaian Pengetahuan** berupa penugasan, tes tertulis pilihan ganda atau tertulis lisan, dan observasi terhadap diskusi, tanya jawab atau percakapan
- **Penilaian Keterampilan** berupa penilaian unjuk kerja, penilaian proyek, penilaian produk dan penilaian portofolio

**RENCANA PELAKSANAAN PEMBELAJARAN
PERTEMUAN 3
CONTROLLED CLASS**

Sekolah : Madrasah Aliyah Madani
Mata Pelajaran : Bahasa Inggris
Kelas/Semester : XI/Genap
Materi Pokok : Analytical Exposition
TextAlokasi Waktu : 45 menit

F. Kompetensi Dasar

3.4 Membedakan fungsi sosial, struktur teks, dan unsur kebahasaan beberapa teks *eksposisi analitis* lisan dan tulis dengan memberi dan meminta informasi terkait isu aktual, sesuai dengan konteks penggunaannya

4.4.3 Menangkap makna secara kontekstual terkait fungsi sosial, struktur teks, dan unsur kebahasaan teks *eksposisi analitis* lisan dan tulis, terkait isu aktual

G. Tujuan Pembelajaran

- Peserta didik dapat menganalisis unsur-unsur eksposisi dari sebuah kalimat
- Peserta didik dapat memahami struktur teks eksposisi analitis
- Peserta didik dapat memahami unsur kebahasaan dari teks eksposisi analitis

H. Media Pembelajaran, Alat/Bahan, dan Sumber Belajar

- Media : Slide PPT/Buku Paket
- Alat/Bahan : Laptop dan LCD
- Sumber Belajar : Buku Bahasa Inggris Kelas XI

I. Langkah-Langkah Pembelajaran

Kegiatan Pendahuluan
6. Guru membuka kegiatan pembelajaran dengan mengucapkan salam dan berdoa 7. Guru menanyakan kabar dan mengecek kehadiran siswa melalui daftar hadir 8. Guru memberikan apersepsi 9. Guru menyampaikan motivasi tentang apa yang dapat diperoleh (tujuan&manfaat) dengan mempelajari materi : <i>Teks Eksposisi Analitis</i> . 10. Guru menjelaskan hal-hal yang akan dipelajari, kompetensi yang akan dicapai, serta metode belajar yang akan ditempuh,
Kegiatan Inti
3. Peserta didik diberi motivasi atau rangsangan untuk memusatkan perhatian pada topik materi <i>Teks Eksposisi Analitis</i> dengan cara melihat, mengamati, membaca melalui tayangan yang di tampilkan. 4. Guru memberikan kesempatan pada peserta didik untuk mengidentifikasi sebanyak mungkin pertanyaan yang berkaitan dengan gambar yang disajikan dan akan dijawab melalui kegiatan belajar khususnya pada materi <i>Teks Eksposisi Analitis</i> .
Kegiatan Penutup
<ul style="list-style-type: none"> • Peserta didik dengan bimbingan guru menyampaikan kesimpulan dan refleksi terhadap pembelajaran • Guru memberikan apresiasi kepada seluruh peserta didik yang telah bekerja sama dengan baik selama berlangsungnya kegiatan pembelajaran • Guru memberikan penugasan kepada peserta didik • Guru menginformasikan materi pembelajaran untuk pertemuan berikutnya • Guru menutup kegiatan pembelajaran dengan mengucapkan salam

J. Penilaian

- **Penilaian Pengetahuan** berupa penugasan, tes tertulis pilihan ganda atau tertulis lisan, dan observasi terhadap diskusi, tanya jawab atau percakapan
- **Penilaian Keterampilan** berupa penilaian unjuk kerja, penilaian proyek, penilaian produk dan penilaian portofolio

**RENCANA PELAKSANAAN PEMBELAJARAN
PERTEMUAN 4
CONTROLLED CLASS**

Sekolah : Madrasah Aliyah Madani
Mata Pelajaran : Bahasa Inggris
Kelas/Semester : XI/Genap
Materi Pokok : Analytical Exposition
TextAlokasi Waktu : 45 menit

F. Kompetensi Dasar

4.4 Teks eksposisi analitis

4.4.4 Menyusun teks *eksposisi analitis* tulis, terkait isu aktual, dengan memperhatikan fungsi sosial, struktur teks, dan unsur kebahasaan, secara benar dan sesuai konteks

G. Tujuan Pembelajaran

- Peserta didik dapat menemukan dan menyusun kembali teks eksposisi analitik dari kalimat yang tersusun secara acak
- Peserta didik dapat membacakan teks-teks eksposisi dengan suara lantang di depan kelas, dengan ucapan dan tekanan kata yang benar
- Peserta didik dapat membuat teks eksposisi menyatakan pandangannya tentang satu hal di sekolah, desa, atau kotanya

H. Media Pembelajaran, Alat/Bahan, dan Sumber Belajar

- Media : Slide PPT/Buku Paket
- Alat/Bahan : Laptop dan LCD
- Sumber Belajar : Buku Bahasa Inggris Kelas XI

I. Langkah-Langkah Pembelajaran

Kegiatan Pendahuluan
6. Guru membuka kegiatan pembelajaran dengan mengucapkan salam dan berdoa 7. Guru menanyakan kabar dan mengecek kehadiran siswa melalui daftar hadir 8. Guru memberikan apersepsi 9. Guru menyampaikan motivasi tentang apa yang dapat diperoleh (tujuan & manfaat) dengan mempelajari materi : <i>Teks Eksposisi Analitis</i> . 10. Guru menjelaskan hal-hal yang akan dipelajari, kompetensi yang akan dicapai, serta metode belajar yang akan ditempuh,
Kegiatan Inti
4. Peserta didik dibentuk dalam beberapa kelompok untuk mendiskusikan, mengumpulkan informasi, dan saling bertukar informasi mengenai <i>Teks Eksposisi Analitis</i> 5. Peserta didik mempresentasikan hasil kerja kelompok mengenai <i>Teks Eksposisi Analitis</i> dengan menggunakan metode STAD 6. Guru dan peserta didik membuat kesimpulan tentang hal-hal yang telah dipelajari terkait <i>Teks Eksposisi Analitis</i> . Peserta didik kemudian diberi kesempatan untuk menanyakan kembali hal-hal yang belum dipahami
Kegiatan Penutup
<ul style="list-style-type: none"> • Peserta didik dengan bimbingan guru menyampaikan kesimpulan dan refleksi terhadap pembelajaran • Guru memberikan apresiasi kepada seluruh peserta didik yang telah bekerja sama dengan baik selama berlangsungnya kegiatan pembelajaran • Guru memberikan penugasan kepada peserta didik • Guru menginformasikan materi pembelajaran untuk pertemuan berikutnya • Guru menutup kegiatan pembelajaran dengan mengucapkan salam

J. Penilaian

- **Penilaian Pengetahuan** berupa penugasan, tes tertulis pilihan ganda atau tertulis lisan, dan observasi terhadap diskusi, tanya jawab atau percakapan
- **Penilaian Keterampilan** berupa penilaian unjuk kerja, penilaian proyek, penilaian produk dan penilaian portofolio

**RENCANA PELAKSANAAN PEMBELAJARAN
PERTEMUAN 5
CONTROLLED CLASS**

Sekolah : Madrasah Aliyah Madani
Mata Pelajaran : Bahasa Inggris
Kelas/Semester : XI/Genap
Materi Pokok : Explanation
TextAlokasi Waktu : 45 menit

F. Kompetensi Dasar

3.5 Menerapkan fungsi social, struktur teks, dan unsur kebahasaan teks interaksi transaksional lisan dan tulis yang melibatkan tindakan memberi dan meminta informasi terkait keadaan/ tindakan/ kegiatan/ kejadian tanpa perlu menyebutkan pelakunya dalam teks ilmiah, sesuai dengan konteks penggunaannya. (Perhatikan unsur kebahasaan passive voice.)

3.8 Membedakan fungsi sosial, struktur teks, dan unsur kebahasaan beberapa teks eksplanasi lisan dan tulis dengan memberi dan meminta informasi terkait gejala alam atau sosial yang tercakup dalam mata pelajaran lain di kelas XI, sesuai dengan konteks penggunaannya

G. Tujuan Pembelajaran

- Peserta didik dapat mengidentifikasi persamaan dan perbedaan fungsi sosial, struktur teks dan unsur kebahasaan teks explanation
- Peserta didik dapat memahami struktur teks explanation dalam memberi dan meminta informasi terkait gejala alam atau sosial yang tercakup dalam mata pelajaran lain di kelas XI
- Peserta didik dapat memahami unsur kebahasaan dari teks explanation dalam memberi dan meminta informasi terkait gejala alam atau sosial yang tercakup dalam mata pelajaran lain di kelas XI

H. Media Pembelajaran, Alat/Bahan, dan Sumber Belajar

- Media : Slide PPT/Buku Paket
- Alat/Bahan : Laptop dan LCD
- Sumber Belajar : Buku Bahasa Inggris Kelas XI

I. Langkah-Langkah Pembelajaran

Kegiatan Pendahuluan
6. Guru membuka kegiatan pembelajaran dengan mengucapkan salam dan berdoa 7. Guru menanyakan kabar dan mengecek kehadiran siswa melalui daftar hadir 8. Guru memberikan apersepsi 9. Guru menyampaikan motivasi tentang apa yang dapat diperoleh (tujuan & manfaat) dengan mempelajari materi : <i>Teks Explanation; Informasi Terkait Gejala Alam atau Sosial</i> . 10. Guru menjelaskan hal-hal yang akan dipelajari, kompetensi yang akan dicapai, serta metode belajar yang akan ditempuh,
Kegiatan Inti
3. Peserta didik diberi motivasi atau rangsangan untuk memusatkan perhatian pada topik materi <i>Teks Explanation; Informasi Terkait Gejala Alam atau Sosial</i> dengan cara melihat, mengamati, membaca melalui tayangan yang ditampilkan. 4. Guru memberikan kesempatan pada peserta didik untuk mengidentifikasi sebanyak mungkin pertanyaan yang berkaitan dengan gambar yang disajikan dan akan dijawab melalui kegiatan belajar khususnya pada materi <i>Teks Explanation; Informasi Terkait Gejala Alam atau Sosial</i> .
Kegiatan Penutup
<ul style="list-style-type: none"> • Peserta didik dengan bimbingan guru menyampaikan kesimpulan dan refleksi terhadap pembelajaran • Guru memberikan apresiasi kepada seluruh peserta didik yang telah bekerja sama dengan baik selama berlangsungnya kegiatan pembelajaran • Guru memberikan penugasan kepada peserta didik • Guru menginformasikan materi pembelajaran untuk pertemuan berikutnya • Guru menutup kegiatan pembelajaran dengan mengucapkan salam

J. Penilaian

- **Penilaian Pengetahuan** berupa penugasan, tes tertulis pilihan ganda atau tertulis lisan, dan observasi terhadap diskusi, tanya jawab atau percakapan
- **Penilaian Keterampilan** berupa penilaian unjuk kerja, penilaian proyek, penilaian produk dan penilaian portofolio

**RENCANA PELAKSANAAN PEMBELAJARAN
PERTEMUAN 6
CONTROLLED CLASS**

Sekolah : Madrasah Aliyah Madani
Mata Pelajaran : Bahasa Inggris
Kelas/Semester : XI/Genap
Materi Pokok : Explanation
TextAlokasi Waktu : 45 menit

F. Kompetensi Dasar

4.5 Menyusun teks interaksi transaksional lisan dan tulis yang melibatkan Øndakan memberi dan meminta informasi terkait keadaan/tindakan/kegiatan/ kejadian tanpa perlu menyebutkan pelakunya dalam teks ilmiah, dengan memperhatikan fungsi sosial, struktur teks, dan unsur kebahasaan yang benardan sesuai konteks

4.8 Menangkap makna secara kontekstual terkait fungsi sosial, struktur teks, dan unsur kebahasaan teksexplanation lisan dan tulis, terkait gejala alam atau sosial yang tercakup dalam mata pelajaran lain di kelas XI

G. Tujuan Pembelajaran

- Peserta didik dapat membuat teks-teks tentang fenomena alam pendek dan sederhana
- Peserta didik dapat membuat teks-teks tentang fenomena sosial pendek dan sederhana
- Peserta didik dapat menampilkan dan mempresentasikan teksnya kepada teman-teman yang datangmembaca

H. Media Pembelajaran, Alat/Bahan, dan Sumber Belajar

- Media : Slide PPT/Buku Paket
- Alat/Bahan : Laptop dan LCD
- Sumber Belajar : Buku Bahasa Inggris Kelas XI

I. Langkah-Langkah Pembelajaran

Kegiatan Pendahuluan	
6.	Guru membuka kegiatan pembelajaran dengan mengucapkan salam dan berdoa
7.	Guru menanyakan kabar dan mengecek kehadiran siswa melalui daftar hadir
8.	Guru memberikan apersepsi
9.	Guru menyampaikan motivasi tentang apa yang dapat diperoleh (tujuan&manfaat) dengan mempelajarimateri : <i>Teks Explanation; Informasi Terkait Gejala Alam atau Sosial</i> .
10.	Guru menjelaskan hal-hal yang akan dipelajari, kompetensi yang akan dicapai, serta metode belajaryang akan ditempuh,
Kegiatan Inti	
4.	Peserta didik dibentuk dalam beberapa kelompok untuk mendiskusikan, mengumpulkan informasi, dan saling bertukar informasi mengenai <i>Teks Explanation; Informasi Terkait Gejala Alam atau Sosial</i>
5.	Peserta didik mempresentasikan hasil kerja kelompok mengenai <i>Teks Explanation; Informasi Terkait Gejala Alam atau Sosial</i> dengan menggunakan metode STAD
6.	Guru dan peserta didik membuat kesimpulan tentang hal-hal yang telah dipelajari terkait <i>Teks Explanation; Informasi Terkait Gejala Alam atau Sosial</i> . Peserta didik kemudian diberi kesempatanuntuk menanyakan kembali hal-hal yang belum dipahami
Kegiatan Penutup	
•	Peserta didik dengan bimbingan guru menyampaikan kesimpulan dan refleksi terhadap pembelajaran
•	Guru memberikan apresiasi kepada seluruh peserta didik yang telah bekerja sama dengan baik selamaberlangsungnya kegiatan pembelajaran
•	Guru memberikan penugasan kepada peserta didik
•	Guru menginformasikan materi pembelajaran untuk pertemuan berikutnya
•	Guru menutup kegiatan pembelajaran dengan mengucapkan salam

J. Penilaian

- **Penilaian Pengetahuan** berupa penugasan, tes tertulis pilihan ganda atau tertulis lisan, dan observasiterhadap diskusi, tanya jawab atau percakapan
- **Penilaian Keterampilan** berupa penilaian unjuk kerja, penilaian proyek, penilaian produk danpenilaian portofoli

APPENDIX 2

RESEARCH INSTRUMENT OF EXPERIMENTAL CLASS AND
CONTROLLED CLASS IN PRE-TEST AND POST-TEST

Choose the best answer by crossing A, B, C, D or E

The following text is for questions no. 1-2



(Source: "<https://www.englishcafe.co.id/soal-unbk-invitation-letter/>", accessed on March 9, 2023)

1. What is the topic of the text above?
 - A. **Farewell Party.**
 - B. Funeral Ceremony.
 - C. Graduation Celebration.
 - D. Restaurant Grand Opening.
 - E. Team Lunch

2. What is the purpose of this text?
 - A. to announce Maria's wedding.
 - B. **to invite people to come to Maria's farewell party.**
 - C. to announce that Maria will move to Bandung.
 - D. to promote the Hummingbird Cafe.
 - E. to invite people having lunch together.

Read the text carefully!

To all members of UNA Society Petroleum Engineer Student Chapter. I would like to remind you to come the weekly meeting on Wednesday, 23 August 2023, from 7 p.m until 9 p.m in our meeting room. There will be some souvenirs from Bali.

Best

regards,

Ridlo Irman

3. Based on the invitation text above, the following statements are false, except ...
- The meeting held every week.**
 - Every week, Ridlo Irman gives a souvenir from Bali to all members of UNASociety Petroleum Engineer Student Chapter.
 - The meetings always held on Wednesday.
 - The meeting always held in meeting room.
 - Ridlo Irman is the president of UNA Society Petroleum Engineer StudentChapter.

The following text is for questions no. 4-5

Hi, guys! Our neighborhood will hold a Fund-Raising Activity next month. It is intended to help victims of the landslide which happened yesterday. Everyone who is interested in this activity, please join us. You are also invited to donate your used clothes.

If you have any questions, please feel free to contact Ms. Maryam as chief program coordinator at her house from 07.00 a.m. – 03.00 p.m., Monday to Friday.
Committee,

(Source: "<https://englishadmin.com/2019/03/con>", accessed on March 9, 2023)

4. What is the announcement about?
- A neighborhood's activity
 - Ms. Maryam's program
 - Used clothes donation
 - Victims of a landslide
 - Fund Raising Activity**
5. "If you have any question, please feel free to contact Ms. Maryam."The sentence above has the same meaning as
- Ms. Maryam is always ready to give information you need**
 - Ms. Maryam is always ready to ask your questions
 - You are not charged if you contact Ms. Maryam
 - Ms. Maryam will give you questions freely
 - Ms. Maryam has questions to ask

The following text is for questions no. 6-7

Dear Gigih,

Due to the English Debate Competition 2023 event on 1 August, 2023, in Dubai, please come to the selection of the English Debate Competition 2023. The top three students will become UNA's Delegate and compete with others top students in the world. I believe that you have the quality to pass the selection.

Best regards,
Atim Sekarwangi

(Source: "<https://englishadmin.com/2019/03/con>", accessed on March 9, 2023)

6. What is the purpose of the invitation text above?
- to invite Arum attend the selection of English Debate Competition 2023
 - to invite Gigih join the internal selection process**
 - to invite someone join the English Debate Competition 2023 in Dubai
 - to inform Gigih the selection of English Debate Competition 2023
 - to invite someone join the internal selection process
7. "The top three students will become UNA's delegate and compete with others...". The word "become" has synonym to ...
- participate**
 - watch
 - register
 - see
 - having teamwork

The following text is for questions no. 8-9

In Australia there are three levels of governments, the federal government, state governments and local governments. All of these levels of government are necessary. This is so for number of reasons. First, the federal government is necessary for the big things. They keep the economy in order and look after like defense. Similarly, the state governments look after the middle sized things. For example they look after law and order, preventing things like vandalism in school.

Finally, local government look after the small things. They look after things like collecting rubbish, otherwise everyone would have disease. Thus for the reason above, we can conclude that the three levels of the government are necessary.

(Source: "<http://englishadmin.com/2018/11/50-contoh-soal-analytical-exposition-dan-jawaban.html>", accessed on March 9, 2023)

8. What kind of text is this?
- Analytical Exposition**
 - Report
 - Hortatory Exposition
 - Explanation Text
 - Descriptive text
9. Who is responsible for defense?
- State Government
 - Federal and Local Government
 - Federal Government**
 - Federal and Local Government
 - Local Government

The following text is for questions no. 10-13

As we all know, cars create pollution, and cause a lot of road deaths and other accidents. Firstly, cars, as we all know contribute the most of pollution in the world. Cars emit a deadly gas causes illnesses such as bronchitis, lung cancer, and trigger of asthma. Some of these illness are so bad that people can die from them.

Line
(5)

Secondly, the city is very busy. Pedestrians wander every where and cars commonly hit pedestrians in the city, which causes them to die. Cars today are our roads biggest killers.

Thirdly, cars are very noisy. If you live in the city, you may find it hard to sleep at night, or concentrate in your homework, and especially talk to someone.

In conclusion, cars should be banned from the city for the reasons listed.

(Source: "<http://englishadmin.com/2018/11/50-contoh-soal-analytical-exposition-dan-jawaban.html>", accessed on March 9, 2023)

10. What one of the diseases caused by pollution?
- HIV / AIDS
 - Bronchitis**
 - Liver
 - Fever
 - Cholera
11. What tense is mostly used in the text?
- Past tense
 - Simple present tense**
 - Simple perfect tense
 - Present continuous tense
 - Past continuous tense
12. What is the purpose of the text?
- to persuade reader about the Cars Should Be Banned In The City**
 - to explain the characteristics the Cars Should Be Banned In The City.
 - to inform readers about Cars Should Be Banned In The City.
 - to describe Cars Should Be Banned In The City.
 - to entertain readers about Cars Should Be Banned In The City.
13. The following sentences are true, except
- The cars contribute the most of pollution in the world.
 - The cars are very noisy.
 - The cars can also cause many deaths and other road accidents.
 - The car can accelerate the transport.**
 - The cars today are our roads biggest killers.

The following text is for questions no. 14-16

Everybody should change their way of life to reduce global warming. There are several things that we can do. One of them is by buying and consuming fresh local groceries as much as possible. It of course includes local vegetables, fruits, bread, etc.

Line (5) Local groceries don't need much transportation to get it into the market. It of course means, the amount of carbon dioxide produced is less than the groceries from other region. Therefore, by buying local groceries we are helping reduce the amount of carbon dioxide produced.

(10) Consuming fresh groceries instead of frozen ones are healthier for us. Furthermore, fresh food or groceries means no requirements for it to be freeze up. It means that no electricity is needed and saving energy means reducing carbon dioxide and money. So, from now on we should consume fresh local groceries to reduce global warming.

(Source: "<http://englishadmin.com/2018/11/50-contoh-soal-analytical-exposition-dan-jawaban.html>", accessed on March 9, 2023)

14. The text gives us information about?
- The ways to minimize global warming.**
 - The ways to increase global warming.
 - The effects of global warming.
 - The importance of consuming local groceries.
 - The importance of knowing global warming.
15. To reduce the global warming we should
- Buy import product.
 - Buy expensive clothes.
 - Consume frozen foods.
 - Consume fresh foods.**
 - Not use electricity efficiently.
16. "We are helping reduce the amount of global warming".
(Line 6) The "reduce" word can be replaced by
- increase
 - decrease**
 - improve
 - add
 - maximize

The following text is for questions no. 17-18

The use of formalin and other dangerous preservatives in food has been a serious problem for three reasons. Firstly, formalin is not for human beings, but it is for biological specimens and experiments. Formalin in Biology is a 10%

Line solution of formaldehyde in water which is usually used as a disinfectant
(5) or to preserve biological specimens. Thus, it is not for food preservatives. Of course when it is used for food preservative, it will be very dangerous to human's body.

The second reason is that there is no tight control from the government. This condition makes the people's health is really in a threat.
(10) When the control is weak and the use of formalin was spread wide all over the Indonesian regions, and these days it has really happened, the citizen's bodies will be badly contaminated with the poisons. Fish or food traders still sell their products which contain formalin and dangerous preservatives. Can you imagine that our digestive system absorbs the
(15) substance that should be for the human and animal corpses? Considering the reasons, we can make a conclusion that the use of formalin and other preservatives is really a serious problem if it is not resolved immediately.

(Source: "<http://englishadmin.com/2018/11/50-contoh-soal-analytical-exposition-dan-jawaban.html>", accessed on March 9, 2023)

17. Why is formalin dangerous for human's body?

- A. **It is not food preservatives.**
- B. It is a disinfectant for human beings.
- C. It is used to preserve biological specimens.
- D. It is 10% solution of formaldehyde in water.
- E. It is controlled flighty from the government.

18. Based on the facts above, the writer suggest that....

- A. **People have to avoid consuming formalin in their food.**
- B. The use of formaldehyde is necessary to control the food.
- C. People should add 100% solution of formaldehyde in water.
- D. The food preservative is required to make the food delicious.
- E. Food seller is supposed to pour formalin for vegetables and food products.


The following text is for questions no. 19-20

Line Smoking in restaurants is just not disturbing. It must not be
(5) allowed because it is rude, harmful to others and dangerous for the smokers. Firstly, smoking in a restaurant is impolite. The smell of the smoke affects all people and can turn them off their food. People pay to taste good food and not to be put off by foul smelling smoke. Another reason smoking should not be allowed in restaurant is the harm it can do to others. Passive smoking that is breathing in smoke made by a smoker can lead to asthma attacks and even cancer.

Finally, smoking is dangerous and a health risk to the smokers.
(10) Cigarettes cause heart and lung disease and people should not smoke anywhere, not just in restaurants. Therefore, smoking in restaurants is impolite, harmful to others and a health risk to the smokers and should not be allowed in many restaurants.

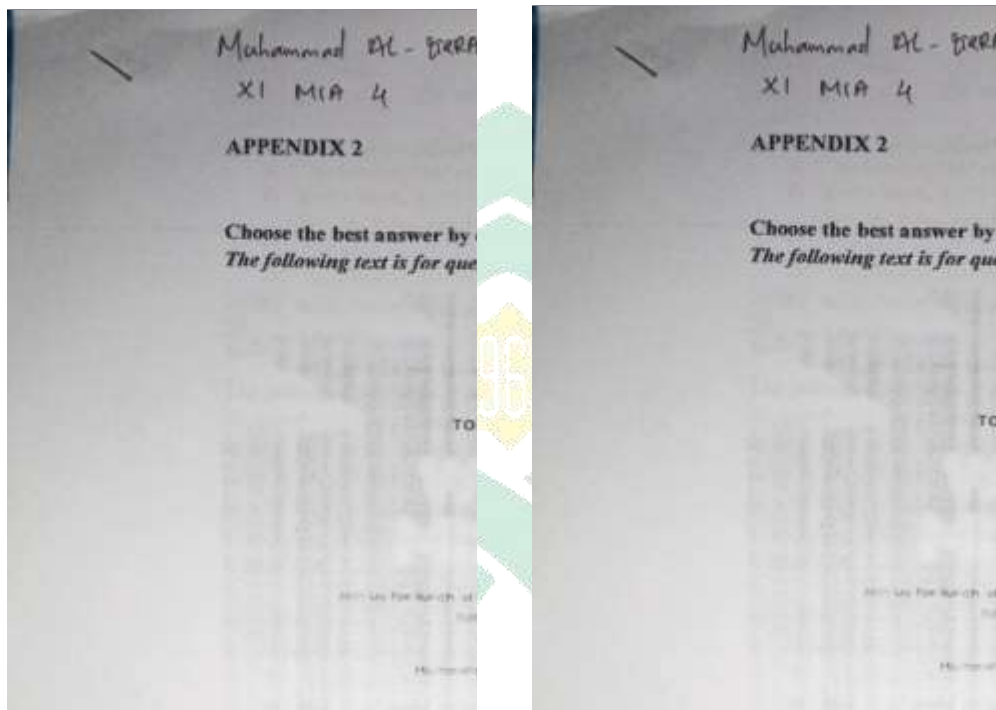
(Source: "<http://englishadmin.com/2018/11/50-contoh-soal-analytical-exposition-dan-jawaban.html>", accessed on March 9, 2023)

19. What is the purpose of the text?
- A. to inform the readers to the readers
 - B. to persuade to the readers**
 - C. to describe to the readers
 - D. to tell a story to the readers
 - E. to argue about smoking to the readers
20. "..... smoking is dangerous and a health risk to the smokers." (Line 9)
The synonym of the word "dangerous" in the text is.....
- A. rude
 - B. impolite
 - C. health risk
 - D. harmful**
 - E. disease

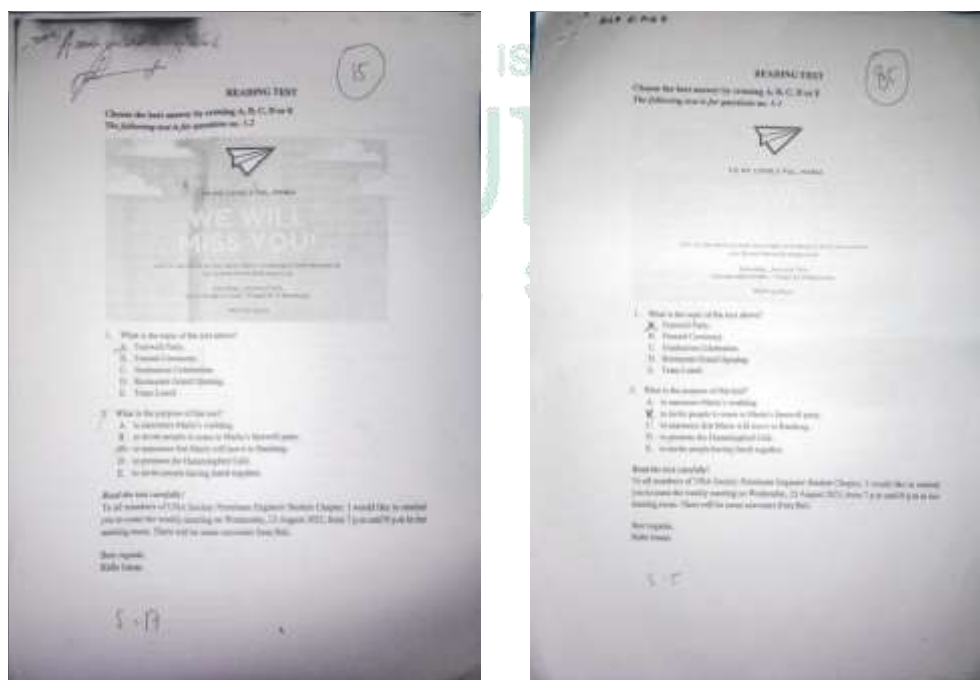


APPENDIX 3
READING TEST PRE-TEST AND POST TEST
EXPERIMENTAL CLASS (11 MIA 4)

PRE-TEST




POST-TEST





READING TEST PRE-TEST AND POST TEST

CONTROLLED CLASS (11 MIA 1)

PRE-TEST




POST-TEST



APPENDIX 4

TEACHING MATERIAL



CHAPTER 3 Party Time

KOMPETENSI DASAR

- 3.1 Membedakan fungsi sosial, struktur teks, dan unsur kebahasaan hubungan sebab akibat dalam bentuk undangan resmi dengan meminta dan meminta informasi terkait kegiatan upacara/konsep kerja sosial dengan bentuk pengantarannya
- 3.2 Teks undangan resmi
- 3.3 Menangkap makna secara kontekstual terkait fungsi sosial, struktur teks, dan unsur kebahasaan teks undangan dalam bentuk undangan resmi lisan dan tulis, terkait kegiatan upacara/konsep kerja
- 3.4 Menyusun teks lisan dan tulis dalam bentuk undangan resmi lisan dan tulis, terkait kegiatan upacara/konsep kerja, dengan memperhatikan fungsi sosial, struktur teks, dan unsur kebahasaan, secara benar dan sesuai konteks

Bahasa XI SMA/MA/SMK/MAK

CHAPTER 4 Natural Disasters-An Exposition

KOMPETENSI DASAR

- 3.4 Membedakan fungsi sosial, struktur teks, dan unsur kebahasaan beberapa teks eksposisi analitis lisan dan tulis dengan memberi dan meminta informasi terkait isu aktual, sesuai dengan konteks penggunaannya
- 4.4 Teks eksposisi analitis
- 4.4.1 Menangkap makna secara kontekstual terkait fungsi sosial, struktur teks, dan unsur kebahasaan teks eksposisi analitis lisan dan tulis, terkait isu aktual
- 4.4.2 Menyusun teks eksposisi analitis tulis, terkait isu aktual, dengan memperhatikan fungsi sosial, struktur teks, dan unsur kebahasaan, secara benar dan sesuai konteks

Bahasa Inggris

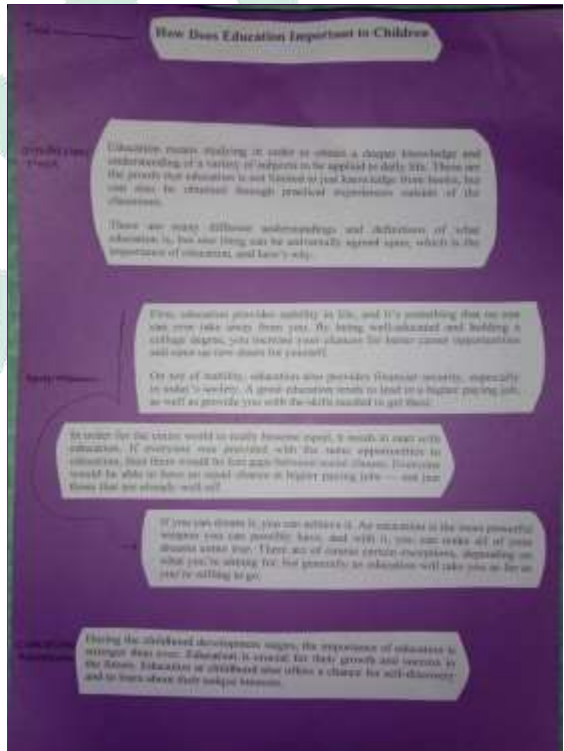
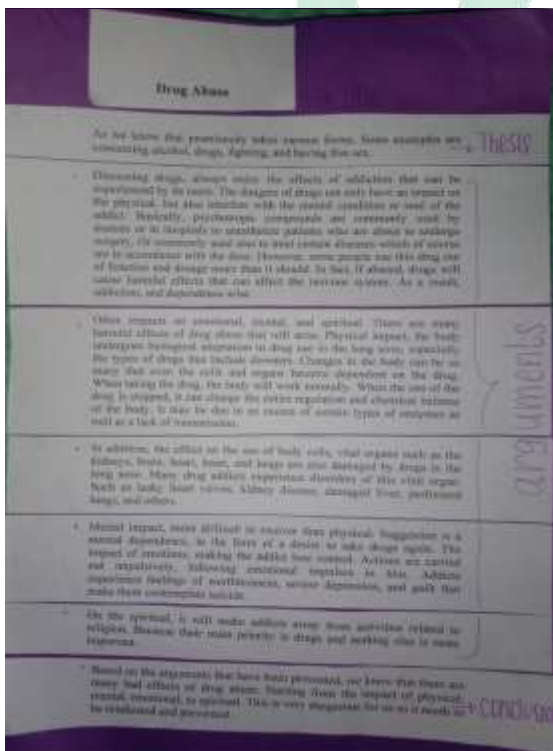
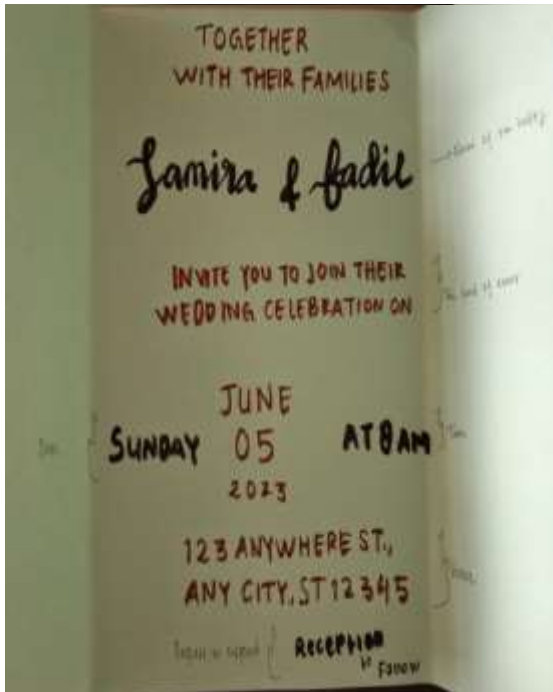
CHAPTER 6 Cause and Effect

KOMPETENSI DASAR

- 3.7 Menerapkan fungsi sosial, struktur teks, dan unsur kebahasaan teks interaksi transaksional lisan dan tulis yang melibatkan tindakan memberi dan meminta informasi terkait hubungan sebab akibat, sesuai dengan konteks penggunaannya. (Perhatikan unsur kebahasaan *because of ... due to ... thanks to ...*)
- 4.7 Menyusun teks interaksi transaksional lisan dan tulis yang melibatkan tindakan memberi dan meminta informasi terkait hubungan sebab akibat, dengan memperhatikan fungsi sosial, struktur teks, dan unsur kebahasaan yang benar dan sesuai konteks

Bahasa XI SMA/MA/SMK/MAK

APPENDIX 5
CLASSWORK



APPENDIX 6
DOCUMENTATION



CURRICULUM VITAE



Canita Mahfuzah Rostlank was born in Pallangga, South Sulawesi on 26th June 2001. The author is the third daughter of Rostiah, her older brother is Uhadit Rostlank and her older sister is Fildzah Rostlank. She began her education at SD Negeri Tugu X Cimanggis in 2007-2009, then in the same year she moved to the SD Inpress Kebon Pala 14 Pagi until 2013. Then, she moved to continued her education at SMPN 1 Jonggol in 2013-2016. Lastly, the author moved to Makassar to continued her high school and college education at Madrasah Aliyah Madani Pao-Pao (2016-2019), where in 2019 she was also registered as a student at Universitas Islam Negeri Alauddin Makassar, majoring in English Education Department. With full perseverance and motivation to always learn and try, the author has successfully written this thesis under the title *"Using Jigsaw and Student Team Achievement Division Techniques in Teaching Reading to the Second Year Students of Madrasah Aliyah Madani Pao-Pao"*. Hopefully, the writing of this thesis is able to make a positive contribution to the world of education.

UNIVERSITAS ISLAM NEGERI
ALAUDDIN
M A K A S S A R