

**DEVELOPING ELT MATERIAL BASED MASTERY LEARNING MODEL  
OF “MY FAVORITE FOOD” UNIT FOR THE SEVENTH  
GRADE STUDENTS AT MTSN GOWA**



**A Thesis**

Submitted in Partial Fulfillment of the Requirements for the Degree of  
*Sarjana Pendidikan* in English Education Department of Tarbiyah and  
Teacher Training Faculty of UIN Alauddin Makassar

By

**BAIQ NURUL AVIAT**  
Reg. Number: 20400120061

**ENGLISH EDUCATION DEPARTMENT  
TARBIYAH AND TEACHER TRAINING FACULTY  
UNIVERSITAS ISLAM NEGERI ALAUDDIN MAKASSAR  
2024**

## PERNYATAAN KEASLIAN SKRIPSI

Mahasiswa yang bertanda tangan di bawah ini:

Nama : Baiq Nurul Aviat  
Nim : 20400120061  
Tempat/Tgl Lahir : Mamuju, 1 April 2002  
Jur/Prodi/Konsentrasi : Pendidikan Bahasa Inggris  
Fakultas/Program : Tarbiyah dan Keguruan  
Alamat : Desa Bunde, Kec. Sampaga Kab. Mamuju  
Judul Skripsi : *Developing ELT Material Based Mastery Learning Model of "My Favorite Food" Unit for The Seventh Grade Student at MTsN Gowa*

Menyatakan dengan sesungguhnya dan penuh kesadaran bahwa skripsi ini adalah hasil karya sendiri. Jika kemudian hari terbukti bahwa ia merupakan duplikat, tiruan, plagiat, atau dibuat oleh orang lain, sebagian atau seluruhnya, maka skripsi dan gelar yang diperoleh karenanya batal demi hukum.

Samata-Gowa, 13 Agustus 2024  
Penyusun



Baiq Nurul Aviat  
NIM: 20400120061

### PERSETUJUAN UJIAN SKRIPSI (MUNAQASYAH)

Dewan penguji skripsi Saudari Baiq Nurul Aviat, NIM: 20400120061, mahasiswi Prodi Pendidikan Bahasa Inggris (PBI) Fakultas Tarbiyah dan Keguruan UIN Alauddin Makassar, setelah dengan seksama meneliti dan mengoreksi naskah skripsi yang bersangkutan dengan judul: **“Developing ELT Material Based Mastery Learning Model of ‘My Favorite Food’ Unit for The Seventh Grade Students at MTsN Gowa”** memandang bahwa naskah skripsi tersebut telah memenuhi syarat-syarat ilmiah dan dapat disetujui untuk diajukan dalam sidang **Ujian Skripsi (Munaqasyah)**.

Demikian persetujuan ini diberikan untuk proses selanjutnya.

Gowa, 23 Juli 2024

#### PEMBIMBING:

1. Sophia Azhar, S.Ag., M.Pd.

(.....)

2. Nur Aliyah Nur, M.Pd.

(.....)

#### PENGUJI:

1. Dr. Sitti Nurpahmi, M.Pd.

(.....)

2. Multazam Abubakar, M.Hum.

(.....)

3. Sophia Azhar, S.Ag., M.Pd.

(.....)

4. Nur Aliyah Nur, M.Pd.

(.....)

Diketahui oleh:

Ketua Prodi Pendidikan Bahasa Inggris,



Dr. Sitti Nurpahmi, M.Pd.

NIP. 19740308 200901 2 003

### PENGESAHAN SKRIPSI

Skripsi berjudul "Developing ELT Material Based Mastery Learning Model of "My Favorite Food" Unit for The Seventh Grade Students at MTsN Gowa", yang disusun oleh Saudari Baiq Nurul Aviat, NIM: 20400120061, mahasiswi Program Studi PBI Fakultas Tarbiyah dan Keguruan UIN Alauddin Makassar, telah diuji dan dipertahankan dalam sidang Ujian Skripsi (Munaqasyah) yang diselenggarakan pada hari Kamis, tanggal 13 Agustus 2024 M. bertepatan dengan tanggal 8 Safar 1446 H, dinyatakan telah dapat diterima sebagai salah satu syarat untuk memperoleh gelar Sarjana Pendidikan pada Jurusan Pendidikan Bahasa Inggris dengan beberapa perbaikan.

Gowa, 19 Agustus 2024

### DEWAN PENGUJI:

#### Nomor SK 3281 Tahun 2024

Ketua Sidang : Dr. Rappe, S.Ag., M.Pd.I.  
Sekretaris Sidang : Dr. Azizul Hakim, M.Pd.I.  
Penguji I : Dr. Sitti Nurpahmi, S.Pd., M.Pd.  
Penguji II : Multazam Abubakar, M.Hum.  
Pembimbing I : Sophia Azhar, S.Ag, M.Pd.  
Pembimbing II : Nur Aliyah Nur, M.Pd.

(.....)  
(.....)  
(.....)  
(.....)  
(.....)  
(.....)

Disahkan Oleh:  
Dekan FTK UIN Alauddin Makassar,

(.....)  
Dr. H. Andi Achruh, M.Pd. I.  
NIP. 19660908 199403 1 002

## ACKNOWLEDGEMENT

بِسْمِ اللَّهِ الرَّحْمَنِ الرَّحِيمِ

*Alhamdulillah Rabbil Alamiin*, the researcher express gratitude to Allah *Subhanahu Wa Ta'ala*, the only God who deserves to be worshiped and the giver of sustenance and the most merciful who has given the blessing of healthy and useful knowledge to researcher so that researcher arrive at the stage of completing the thesis as the final task to achieve the S.Pd degree in English with the research title "**Developing ELT Material Based Mastery Learning Model of My Favorite Food Unit for the Seventh Grade Students at MTsN Gowa**".

Likewise, *shalawat and salam* are always poured out to the great Prophet Muhammad SAW. who has brought us from the age of jahiliah to the Islamic age like today. In writing this thesis, the researcher received a lot of help, thoughts, and support from various parties. For this guidance, advice, and support, may Allah reward the kindness of various parties with incomparable favors. Therefore, the researcher would like to express his gratitude and highest appreciation to the parties concerned, especially to:

1. The researcher's parents, Lalu Bahri and Baiq Nurhasanah for all support both in terms of material and affection as well as prayers that are always prayed for researcher in achieving her dreams.
2. Prof. H. Hamdan Juhanis, MA, Ph.D., as the Rector of UIN Alauddin Makassar.

3. The Dean of the Faculty of Tarbiyah and Teacher Training Faculty Drs. H. Andi Achruh, M.Pd.I.,
4. The Head of English Education Department Dr. Sitti Nurpahmi, S.Pd., M.Pd. as well as being an examiner who always provides endless support and advice to researcher along with all lecturers and administrative staff for their kindness, and cooperation so far.
5. The Secretary of English Education Department Nur Aliyah Nur M.Pd. who is also supervisors who always provides advice and input as well as endless support.
6. The supervisors of the researcher, Shopia Azhar S.Ag., M.Pd. who has provided guidance and support during the research.
7. The examiner Multazam Abubakar S.Pd., M.Hum who provided advice and input during the research.
8. The R&D team friends (St. Nurfadilah, Andi Besse Wilen Rani, Marhaeni, Lala Amelia Putri, Fitri Aulia Ramadhani, Almi Alifkha, and Nurul Jahirah) who always accompany and as a place to exchange ideas and complaints during the lecture process until the end of the research.
9. The Friends of posko 5 KKN South Sinjai who provide enthusiasm and motivation, especially to Besse Marwa who always encourages researcher.
10. The Headmaster, teachers, school staff MTsN Gowa and seventh grade students who helped researcher in the process of preparing the thesis.

11. The researcher's friends "*Skripsi Aamiin*" (Ariqha, Marhaeni, Rani, Lala, St. Nurfadilah) as a place to exchange ideas and share information.
12. The researcher's classmates in English Education Department "Brainiacs" 2020 who always provide encouragement, solidarity, and togetherness.
13. The researcher's friends in "English Speaking" who always entertain and share jokes during the research.
14. The researcher's friends of the "HIKMAL" Organization as a gathering place in the overseas land.

Samata-Gowa, 13 August 2024  
The researcher,



Baiq Nurul Aviat  
20400120061

## TABLE OF CONTENTS

|   |      |
|---|------|
| PERNYATAAN KEASLIAN SKRIPSI .....             | i    |
| PERSETUJUAN MUNAQASYAH.....                   | ii   |
| PENGESAHAN SKRIPSI .....                      | iii  |
| ACKNOWLEDGEMENT.....                          | iv   |
| TABLE OF CONTENTS.....                        | vii  |
| LIST OF TABLES .....                          | ix   |
| LIST OF FIGURES.....                          | xi   |
| LIST OF APPENDICES.....                       | xii  |
| ABSTRACT .....                                | xiii |
| CHAPTER I.....                                | 1    |
| INTRODUCTION .....                            | 1    |
| A. Research Background .....                  | 1    |
| B. Research Focus and Descriptions .....      | 5    |
| C. Research Questions .....                   | 7    |
| D. Previous Studies.....                      | 8    |
| E. Research Objectives and Significances..... | 10   |
| F. Product Specifications .....               | 12   |
| CHAPTER II .....                              | 13   |
| LITERATURE REVIEW .....                       | 13   |
| A. Research and Development.....              | 13   |
| B. ELT Materials .....                        | 13   |
| C. Learning Models .....                      | 15   |
| D. Mastery Learning Model.....                | 16   |
| E. Conceptual Framework.....                  | 20   |
| CHAPTER III.....                              | 25   |
| RESEARCH METHODOLOGY.....                     | 25   |
| A. Types and Location of Research.....        | 25   |
| B. Research Approach.....                     | 27   |
| C. Research and Development Design.....       | 27   |
| D. Data Sources .....                         | 29   |
| E. Procedures of Collecting Data.....         | 30   |



|   |     |
|---|-----|
| F. Research Instruments.....  | 32  |
| G. Data Processing and Analysis Techniques.....                           | 34  |
| CHAPTER IV.....   | 39  |
| RESEARCH RESULT AND DISCUSSION.....                                       | 39  |
| A. The Result of Analysis Phase.....                                      | 40  |
| B. The Result of Design Phase.....  | 60  |
| C. The result of Development Phase .....                                  | 66  |
| D. The Result of Expert’s Validation Toward the Materials’ Contents ..... | 81  |
| CHAPTER V.....  | 90  |
| CLOSING .....   | 90  |
| A. Conclusions.....   | 90  |
| B. Implications of Research.....  | 92  |
| BIBLIOGRAPHY.....   | 93  |
| APPENDICES.....   | 96  |
| CURRICULUM VITAE .....  | 153 |

## LIST OF TABLES

|   |    |
|---|----|
| Table 3.1 Category scores by Kaharuddin (2015).....   | 37 |
| Table 3.2 Criteria of validity adapted by Kaharuddin.....   | 38 |
| Table 4.1 Students learning ability in I can describe my favorite food in English.....                                | 41 |
| Table 4.2 Students learning ability in I can write down the foods I like and dislike in English .....                 | 41 |
| Table 4.3 Students learning ability in I can write down the favorite food if people around me .....                   | 42 |
| Table 4.4 Students learning priority in learning English.....   | 43 |
| Table 4.5 Students learning priority in reading books about English.....  | 43 |
| Table 4.6 Students learning priority in listening to the teacher explanation...                                       | 44 |
| Table 4.7 Students learning priority in doing English assignments.....  | 45 |
| Table 4.8 Students learning priority in being given examples of materials.....  | 45 |
| Table 4.9 Students learning priority in written assignments.....  | 46 |
| Table 4.10 Students learning priority in oral assignments.....  | 46 |
| Table 4.11 Students learning problem in understand what the teacher explaining in class.....                          | 47 |
| Table 4.12 Students learning problem in understand the explanation in the Material.....                               | 48 |
| Table 4.13 Students learning problem in do not understand the meaning of the teacher’s explanation.....               | 48 |
| Table 4.14 Students learning problem in do not understand the meaning of the text material.....                       | 49 |
| Table 4.15 Students learning attitude in like materials that use picture to Learn.....                                | 50 |
| Table 4.16 Students learning attitude in like to ask the teacher when there is material that I do not understand..... | 50 |
| Table 4.17 Students learning attitude when asking friends.....  | 51 |
| Table 4.18 Students learning attitude in reading lessons.....   | 52 |
| Table 4.19 Students learning style of listening to the teacher explanation...   | 52 |
| Table 4.20 Students learning style when learning while playing.....   | 53 |
| Table 4.21 Students learning style using teaching aids.....   | 53 |
| Table 4.22 Students learning style doing assignments with groups.....   | 54 |
| Table 4.23 Students learning style doing assignments with pairs.....  | 55 |
| Table 4.24 Students learning styles do their own work.....  | 55 |
| Table 4.25 Students learning styles use colorful pictures.....  | 56 |
| Table 4.26 The overall needs inventory linguistic needs.....  | 56 |
| Table 4.27 The overall need inventory learning needs.....   | 58 |
| Table 4.28 The Blueprint content.....   | 60 |

|   |    |
|---|----|
| Table 4.29 The validators advice on module and <i>ATP</i> ..... | 81 |
| Table 4.30 The module validation result.....                    | 82 |
| Table 4.31 <i>Alur Tujuan Pembelajaran</i> result.....          | 86 |

## LIST OF FIGURES

|   |    |
|---|----|
| Figure 2.1 The conceptual framework.....                              | 20 |
| Figure 4.1 The conceptual Map for English Material.....               | 66 |
| Figure 4.2 Before development cover.....                              | 70 |
| Figure 4.3 After development cover.....                               | 70 |
| Figure 4.4 After development in learning outcomes.....                | 71 |
| Figure 4.5 After development in orientation stage.....                | 72 |
| Figure 4.6 Before development in section 1.....                       | 73 |
| Figure 4.7 After development in presentation stage.....               | 73 |
| Figure 4.8 After development in structured training stage.....        | 74 |
| Figure 4.9 After development in structured training stage.....        | 74 |
| Figure 4.10 After development in structured training stage.....       | 75 |
| Figure 4.11 After development in structured training stage.....       | 75 |
| Figure 4.12 Before development in section 6-Your turn : Speaking..... | 76 |
| Figure 4.13 Before development in section 6-Your turn : Speaking..... | 76 |
| Figure 4.14 After development in guided practice stage.....           | 77 |
| Figure 4.15 After development in guided practice stage.....           | 77 |
| Figure 4.16 After development in self practice stage.....             | 78 |
| Figure 4.17 After development in learning journal page.....           | 79 |
| Figure 4.18 After development in glossary page.....                   | 79 |

## LIST OF APPENDICES

|   |     |
|---|-----|
| Appendix 1 Questionnaire for students.....                            | 96  |
| Appendix 2 The result of questionnaire.....                           | 99  |
| Appendix 3 <i>Alur Tujuan Pembelajaran</i> .....                      | 102 |
| Appendix 4 Module for Junior High School/MTs.....                     | 111 |
| Appendix 5 Validation result of <i>Alur Tujuan Pembelajaran</i> ..... | 115 |
| Appendix 6 Validation result of module .....                          | 119 |
| Appendix 7 The book before development.....                           | 125 |
| Appendix 8 The book after development.....                            | 133 |
| Appendix 9 Documentations.....  | 151 |

## ABSTRACT

**Title** : *Developing ELT Material Based Mastery Learning Model of “My Favorite Food” Unit for The Seventh Grade Student at MTsN Gowa*  
**Year** : 2024  
**Researcher** : Baiq Nurul Aviat  
**Consultant 1** : Shopia Azhar, S.Ag., M.Pd.  
**Consultant 2** : Nur Aliyah Nur, M.Pd.

---

This study aims to develop English teaching materials for seventh grade students of MTsN Gowa, especially in chapter 2 unit 1 “My favorite food” based on the *Merdeka* curriculum combined with using the Mastey learning model. The mastery learning model is one of the models that can improve students learning outcomes thoroughly.

The research process uses mix-method that combines qualitative and quantitative data collection methods. Researcher used the R&D method with the ADDIE model for the learning design framework. In the analysis stage, researcher analyzed the linguistic and learning needs of students in class VII MTsN Gowa. At the design stage, the researcher designs a design or blueprint that contains mastery learning steps, namely orientation, presentation, structure training, guided practice, and self practice. At the development stage, researcher developed a module based on 4 skills, namely speaking, listening, reading and presenting on the “My Favorite Food” unit by containing the steps of the mastery learning model. Then at the evaluation stage, validation is carried out by experts to ensure that the modules developed by researcher are suitable for use as teaching materials.

According to the experts on the aspects they validates on the product were very valid with a score of 3.81 to be used as teaching materials. With the results of the study showing the effectiveness of mastery learning model-based ELT materials in improving understanding and achieving learning objectives completely. the materials covered in the module development are structured and allow students to progress through the content at their own pace and ensure a good level of proficiency.

This study can be a valuable reference for future researcher. the english development materials in this study can increase student learning motivation and have been designed according to student needs. these materials have gone through a careful validation process so that learning devices can be implemented as alternative learning resources that are suitable for use by students.

# CHAPTER I INTRODUCTION

## *A. Research Background*

In the era of globalization new things are always emerging especially in the fields of technology and science that are developing rapidly. Undoubtedly, advances in science and technology have an impact on the world of education. As a result, the school curriculum in Indonesia has undergone several changes to adapt it to current developments. The *Merdeka* Curriculum is currently used in Indonesia. Minister of Education and Culture, Research and Technology Nadiem Karim the *Merdeka* Curriculum was officially launched in February 2022 in an effort to address the educational delays that occurred during the Covid-19 pandemic. A curriculum is a set of rules containing learning objectives, content, and materials that serve as guidelines for learning activities. The purpose of having a curriculum is to ensure that education is of high quality.

The *Merdeka* Curriculum was socialized and implemented across educational institutions to renew learning that was hampered by the pandemic. This curriculum has a lot of variety in intracurricular learning and gives students sufficient time to learn concepts and improve their abilities. Teachers can choose from a variety of teaching methods to tailor learning to students' needs and interests.

Allah SWT says in QS. Az-Zumar verse 9.

أَمْ مَنْ هُوَ قَانِتٌ أَنَاءَ اللَّيْلِ سَاجِدًا وَقَائِمًا يَحْذَرُ الْآخِرَةَ وَيَرْجُوا رَحْمَةَ رَبِّهِ قُلْ هَلْ يَسْتَوِي الَّذِينَ يَعْلَمُونَ وَالَّذِينَ لَا يَعْلَمُونَ إِنَّمَا يَتَذَكَّرُ أُولُو الْأَلْبَابِ

Translation: “(Are you polytheists more fortunate) or the one who worships at night by prostrating and standing, while he is afraid of (the punishment of) the afterlife and hopes for the mercy of his Lord? (Q.S Az-Zumar verse 9) Say: "Are there the same as those who know and those who do not know?" Indeed, it is people who are intelligent who can receive lessons (Syu'aib, 2017)”.

In the verse above it infers the difference between people who have knowledge and people who do not have it. Because of the high value of knowledge, there are several places in the Qur'an that mention science and scientific experts. The verse also mentions that people who have knowledge are not the same as people who do not have knowledge. As humans who are given reason by Allah SWT, we are obliged to protect that reason with knowledge. To achieve the status of a person with knowledge/scientific knowledge, one must seek knowledge, whether formally, non-formally or informally. Learning is mandatory if you want to become a knowledgeable person. The education system consists of goals, teachers, students, curriculum, methods, facilities and infrastructure used to produce learning. The curriculum is a part of the education system that must exist. In addition, other factors such as students, educators, methods, and facilities and infrastructure, the curriculum is also one of the factors that lead to the achievement of educational goals. Learning will not be successful without a curriculum



(Harris et al., 2022). Developing teaching materials is a necessary ability for a teacher to carry out their duties. This is important for teachers so that learning is more effective, efficient, and does not deviate from the competencies to be achieved.

According to the National Center for Competency-Based Training in Prastowo (2012: 16), teaching resources encompass all the materials utilized by educators or trainers to support the educational process within the classroom. Teaching materials can exist in written or unwritten forms. Additionally, Panen, in Prastowo (2012: 17), asserts that teaching resources are systematically curated materials intended for use by teachers and students in an organized manner within the classroom setting. Moreover, educational materials are distinctive and precise. Distinctive denotes their exclusive use for particular objectives and in designated learning procedures, while precise indicates that the subject matter's content is structured to achieve specific competencies for particular purposes.

Silberman (2006: 24-25) stated the effectiveness of teaching materials in learning. With teaching materials, students' memory is much improved and lasts longer. This is related to increasing the experience of students who do not only rely on the power of hearing, but also the power of reading and reasoning. One example of teaching material that is generally used in learning is a module. In the realm of education, a module is described as an instructional tool that includes a plan for implementing learning to guide the educational process, leading to the accomplishment of teaching and learning

objectives. In different references, a module is defined as a booklet crafted to enable students to study independently, either with or without teacher. Therefore, the module should encompass all the essential components of teaching materials to facilitate effective learning (Andriadi et al., 2018).

Even though the concept of *Merdeka* curriculum is to provide freedom for educators to create quality learning that suits students' needs and learning environment, there are problems with student textbooks that are used as teaching materials. The researcher found several problems when conducting preliminary research on January 11, 2024 with the seventh grade English teacher at MTsN Gowa. The problem that occurs is in the student textbook "English for *Nusantara*". There are still students who do not understand the learning material in the textbook, as well as in terms of content and language that is too difficult for students to understand, so language simplification is needed to make it easier for students to understand. In addition, the "English for *Nusantara*" textbook contains too many exercises so teacher cannot cover all the exercises.

Ferbaningrum & Suroso (2023) mentioned in their article that there was weakness in the "English For *Nusantara*" textbook, namely the absence of pronunciation material and activity in chapters 1 to 5, causing the low average score of 66,67 % in the language skills section.

Therefore, it can be concluded that a teaching module is needed that is good, valid, and can trigger students' learning motivation and is in accordance with the objectives of the curriculum in the "English for *Nusantara*" textbook.

Besides that, to support the process of achievement and success in learning, an effective learning model is also needed to motivate students in learning so that learning competency achievements can be met. One learning model that is very suitable for measuring the extent of students' understanding is using Mastery Learning. According to Jonathan Bergman, mastery learning is an approach to classroom instruction that empowers every student at every level to progress with confidence. Flexible pacing is used by the teacher to guide students through the process of preparation, knowledge demonstration, and feedback until the teacher and students agree that the students are ready to start the next cycle. With a complete learning system, it is expected that the teaching and learning process will be carried out well so that learning objectives can be achieved optimally (Sukmadinata & Syaodih, 2005).

From the review above, it can be concluded that there is a need to develop teaching materials in the textbook "English for *Nusantara*" by directing researcher to conduct research on developing the Mastery Learning model with the research title "Developing ELT Material Based Mastery Learning Of (My Favorite Food) Unit for the Seventh Grade Students at MTsN Gowa".

## ***B. Research Focus and Descriptions***

### **1. Research Focus**

This research focused on designing ELT materials in the form of modules that focus on digital books (e-book). In this research, the research

subject is the development of mastery of the ELT material "My Favorite Food" unit in class seventh grade students at MTsN Gowa. Researcher used the ADDIE model to develop ELT Materials. There are five stages in the ADDIE that is: Analysis, Design, Development, Implementation and Evaluation. However, due to time constraints and other reasons, researcher will not carry out the implementation stage.

## **2. Research Description**

### **a. Developing**

Development is a deliberate and organized endeavor aimed at creating and enhancing a product to enhance its utility and quality. It is a process utilized to cultivate and authenticate a product, involving the exploration of the products to be enhanced, the actual development of these products based on the findings, conducting field trials consistent with the product's intended environment, and revising the outcomes of these trials. The development process can encompass various aspects such as procedures, products, and designs, as noted by Borg and Gall (as cited in Setyosari, 2013: 227).

### **b. ELT (English Language Teaching) Material**

ELT is the process of teaching and learning English. ELT includes various methods, approaches and techniques used by educators to help individuals acquire English language skills, both for communication, academic and professional purposes.

So, English Language Teaching (ELT) development involves research, innovation and improvement of English language teaching methods. It includes curriculum enhancement, use of technology in learning, development of relevant teaching materials, as well as improvement of teacher skills. The aim is to increase the effectiveness of English language learning for students.

### **c. Mastery Learning**

The Mastery learning model is a model with a proper teaching system with which all students can learn with results good results from almost all subject matter taught in school, In the mastery learning model there is a program improvement and enrichment programs that are not included in the learning model conventional. Remedial programs are given to students who have not understand the explanation of the material, while the enrichment program (deepening the material) is given to students who already understand the lesson material. Second This program is provided so that students with different talents can master it material both can understand the material at the same time and can improve learning outcomes. As said by Subroto that one of the characteristics of complete learning is improvement and enrichment with the aim of students understanding the material.

### **C. Research Questions**

Based on the background, here are several questions that are formulated:

1. What are the needs of the seventh grade students of MTsN Gowa Based on ELT Material based Mastery Learning model in the “My Favorite Food” unit?
2. How is the design of ELT Material based Mastery Learning of “My Favorite Food” unit for the seventh grade students at MTsN Gowa?
3. How is the development of ELT Material based Mastery Learning of “My Favorite Food” unit for the seventh grade students at MTsN Gowa?
4. How is the evaluation result of ELT Material based Mastery Learning of “My Favorite Food” unit for the seventh grade students at MTsN Gowa?

#### ***D. Previous Studies***

The first research was conducted by Ifani et al. (2020) entitled “Developing Inquiry Learning Model-Based English Instructional Materials for the Seventh Grade of Junior High School. The result indicated that based on experts judgment, the developed basic competency 3.4 and 4.4 were applicable to be taught at the seventh grade students of Junior High School.

The second research was conducted The fourth, authored by Nurpahmi et al. (2022), aims to develop an English textbook integrating Islamic values in Islamic boarding schools of Takalar. The study employed the RnD method with the ADDIE model as its instructional design framework, which consists of five phases: Analysis, Design, Development, Implementation, and Evaluation. The research outcomes reveal that the textbook is valid for content feasibility (4.74), presentation feasibility (4.50), language feasibility

(4.50), and graphic feasibility (4.50), demonstrating that the feasibility has been approved by the validators. The English textbook with Islamic values has reached a level of validation.

The third research was conducted by Diantari et al (2018) who who developed e-modules for class XI KKPI subjects. This research focuses on developing e-modules to help add media and learning resources for students. this research uses the 'Plomp model' development method with preliminary investigation, design, realization/construction, TER (test, evaluation, revision), and phase. In this study, researchers succeeded in developing emodules with a "very high" level of achievement based on the gregory test by experts and the student satisfaction level questionnaire test with the results of 90% good responses and 10% very good responses. These results show that the use of e-modules is successful and can help students understand the material better, faster and more actively

The fourth is research by Yaumi (2023) which is about the "Developing ELT Materials for Management Students at STIE YPUP Makassar". The result indicated that based on the experts judgment as well as try-out design result, the developed ELT Materials were applicable to be taught at the first semester of students of management departments as topics in English for them.

The sixth is research by Fatmawati et al. (2020) entitled "Developing ELT Reading Skills Material for Pharmacy at UIN Alauddin Makassar" From this study revealed the students' target needs in material of Reading for pharmacy. The Data from the students' need becomes the basic of the syllabus

design. Subsequently, the unit of the materials was developed as an output of this study. For further research, this research can be applied for both teachers and the next researcher. This research can be helpful to be the guideline in further research especially for the developing material.

Based on several related studies above, the researcher concluded some similarities and differences with this study. The similarities between previous research and this study are discussing the same problem, namely the mastery learning model. Mastery learning is a learning approach in which the teacher's goal is to ensure that students master the material as a whole. While the difference between previous research and this research is the development of English teaching materials in the form of E-books in the book "English for *Nusantara*" for seventh grade students at MTsN Gowa based on the *Merdeka* curriculum.

#### ***E. Research Objectives and Significances***

##### **1. Research Objectives**

The purpose of this study is related to the above problem, namely to develop an English language teaching module based on the Mastery Learning model for seventh grade students at MTsN Gowa. The objectives of this study are:

- 1) To analyze the needs of the seventh grade students MTsN Gowa in understanding the material "My Favorite Food" based on the ELT material based Mastery Learning model.



- 2) To design ELT Material based Mastery Learning of “My Favorite Food” unit for the seventh grade students at MTsN Gowa.
- 3) To develop ELT material based Mastery Learning of “My Favorite Food” unit for the seventh grade students at MTsN Gowa.
- 4) To find out the evaluation result of ELT material based Mastery Learning of “My Favorite Food” unit for the seventh grade students at MTsN Gowa.

## **2. Research Significances**

### **a. Theoretical Significance**

The theoretical importance of this analysis lies in offering supplementary insights into the creation of English Language Teaching (ELT) materials in the form of modules utilizing the mastery learning model, which assesses the depth of students' comprehension of the material. Furthermore, these discoveries frequently serve as a foundation for future research endeavors.

### **b. Practical Significance**

This analysis holds practical value for high school students, teachers, and educational institutions. The first, for students, the outcomes of this analysis will facilitate a better grasp of the material, particularly when presented in digital books. The second, for teachers, the findings provide a creative and innovative method for imparting English lessons to students through the implementation of the mastery learning model. The last, this research can aid future researchers in gaining deeper insights into student

requirements and in designing ELT materials that are more pertinent and practical in genuine writing teaching scenarios.

#### ***F. Product Specifications***

The product specifications to be developed by the researcher is a module based on mastery learning model which is adjusted to each unit in the book "English for *Nusantara*". In this case, the researcher develop a module in chapter II in unit "My Favorite Food". The module were made in the form of softfile and printed materials which acts as a supplementary module or additional module in the learning process.

## **CHAPTER II**

### **LITERATURE REVIEW**

#### ***A. Research and Development***

According to Budiyono (2016), the research and development (R&D) method is a research method that makes products in a particular field of expertise, followed by certain by-products, and has the effectiveness of these products. In education, research and development can be used to create better teaching methods, curriculum, learning materials, and learning resources. In addition, Borg & Gall (2003) explain that "Research and Development" in education is an industry-based development model where research results are used to design learning products. These products are then field-tested, evaluated, and refined until they are produced by meeting certain standards, namely effectiveness, efficiency, and quality.

#### ***B. ELT Materials***

English Language Teaching (ELT) are familiar with the term English language teaching materials, which encompasses any resource utilized during English learning sessions in the classroom. These materials are developed incrementally, drawing from diverse sources and tailored to fulfill the requirements of teacher and the learning needs of students. The research and development of teaching materials represent a research area that incorporates concepts and techniques of analysis, design, implementation,

and evaluation. In essence, it describes the practical efforts undertaken by researcher, teacher or students to create English learning materials.

Lam (2009) as cited by Anjayani and Suprpto (2016), stated that the students cannot depend on prepositional knowledge from their first language. They need another way to support their language learning. The field of English Language Teaching (ELT) involves the development and use of various materials to support language learning. Hese materials can include textbooks, worksheets, lesson plans, audio-visual aids, and digital resources. ELT materials development courses aim to foster an understanding of key concepts and practical skills for creating effective teaching materials that align with current issues in the field. "Materials and Methods in ELT" is a valuable resource for teacher and professionals engaged in English language teaching, providing insights into materials development and best practices.

The field of English Language Teaching (ELT) encompasses various approaches, methods, and techniques to effectively teach the English language. Some of the prominent approaches and methods include:

1. Communicative Language Teaching (CLT) prioritizes students' capacity to communicate in real life, with a focus on enhancing their communicative skills.
2. Task-Based Language Teaching (TBLT): TBLT is based on the assumption that tasks are the primary unit of language learning. It focuses on the practical uses of language and the completion of specific tasks as a way to learn the language

3. The Audio-Lingual Approach exposes students to language patterns through listening and speaking exercises, emphasizing precision and habit formation. It typically includes memorization of dialogues and lacks explicit instruction on grammar.
4. Content and Language Integrated Learning (CLIL) is an approach that merges the study of a particular subject with language acquisition, with the goal of enhancing students' communicative skills in the target language while they engage in subject learning.
5. Direct Method: This method involves teaching in the target language, with a focus on oral communication and everyday vocabulary. Grammar is taught inductively, and translation is avoided.

These approaches and methods are designed to cater to different learning styles and language learning objectives, providing teacher with a range of options to effectively teach English language learners.

### ***C. Learning Models***

The learning model plays a crucial role in the educational process. It serves as a method for establishing a supportive and dynamic environment where students engage with its elements to facilitate learning, as described by Joyce et al. (2015: 5). Arend (as cited in Mulyono, 2018: 89) defines a learning model as a conceptual structure that outlines systematic methods for organizing learning experiences to enhance learning proficiency.

In summary, the experts' viewpoints suggest that the learning model comprises a set of structured procedures for delivering material in an organized manner to accomplish specific educational objectives.

Based on the opinions of the experts above, it can be concluded that the learning model is a series of procedures for presenting material that is arranged systematically to achieve certain learning goals.

#### ***D. Mastery Learning Model***

According to Bergmann (2023) state that mastery learning is an approach to classroom instruction that empowers every student at every level to progress with confidence. The teachers employ adaptable pacing to lead students through a repetitive process involving preparation, demonstration of understanding, and feedback until both the teacher and the individual student agree that the student is prepared to move on to the next cycle.

Bergmann is a pioneer in the implementation of Mastery Learning in the classroom. He advocates for a semi-asynchronous system where students work at a flexible pace and do not move on until mastery is achieved. This approach allows teacher more time to interact with students, addressing both their cognitive and affective needs. Bergmann's work emphasizes the importance of leveraging technology to transform face-to-face class time into a space where students actively take ownership of their learning and engage with course material. His book provides a comprehensive guide to implementing Mastery Learning in the classroom, offering practical templates,

models, and rubrics to support educators in adopting this approach. Bergmann's work is a valuable resource for educators looking to understand and implement Mastery Learning model effectively.

Benjamin Bloom created the Mastery Learning theory in 1968 which says that every student has the ability to learn if they receive sufficient time and quality instruction. Pre-assessment, high-quality instruction, and formative evaluation, often combined with teacher feedback, are essential components of mastery learning (Guskey, 2010).

Mastery learning considers students' individual differences in learning speed, level of mastery, and time allocation. It acknowledges that the time required to comprehend a topic varies among students. The approach stipulates that students must attain a certain level of mastery in the subject matter before progressing to the next topic. If a student does not reach the expected mastery level, they receive additional instruction for review and support. Subsequently, they are reassessed. This process continues until learners can demonstrate or achieve a mastery level of 80% or higher, as outlined by Anderson (2000). Once this level is reached, they can proceed to the next phase of learning, advancing until all learning objectives are met.

According to Wena (2011), there are several steps in the mastery learning model, as follows : orientation, presentation, structured practice, guided practice and self-practice.

## **1. Orientation**

In this orientation stage, a framework of learning content is established. During this stage the teacher explains the learning objectives, the tasks to be done and develops student responsibility. The important steps that must be taken at this stage are : (1) Teachers clarifies the learning goals and criteria for advancement, (2) elaborates on the study material and its connection to prior knowledge and students' everyday encounters, and (3) outlines the learning procedures, including the different aspects of the material and the roles students are anticipated to fulfill throughout the learning journey.

## **2. Presentation**

During this phase, the teacher introduces the new concept or skill using illustrative examples. Utilizing visual and audio-visual learning aids is strongly encouraged during this instructional segment. It is crucial to evaluate the students' comprehension of the presented material at this juncture to ensure they are adequately prepared for the subsequent training phase.

## **3. Structured training**

During this phase, the teacher offers students the chance to practice problem-solving with guidance. This enables the teacher to assess the students' capacity to solve the assigned tasks and evaluate the outcomes.



#### **4. Guided practice**

During this phase, the teacher offers students opportunities to practice problem-solving with guidance. This allows the teacher to assess the students' capabilities in completing the tasks and to pinpoint any errors they may make.

#### **5. Self practice**

The self-practice phase serves as the focal point of this strategy. Independent practice commences once students have attained a performance score ranging between 85% to 90% in the guided practice phase. During this stage, the teacher's responsibility is to evaluate the students' work upon completion. The ultimate aim of the teaching and learning process is for students to achieve full mastery of the material they have learned.

Mastery learning has been shown to be beneficial especially in terms of achievement, attitude towards learning, and content retention (Davis & Sorrel, 1995). Mastery learning can benefit students of different ability levels. For less able students, mastery learning is particularly beneficial as they have experienced previous failures that have reduced their desire to learn something (Ironsmith and Eppler, 2007).

### E. Conceptual Framework

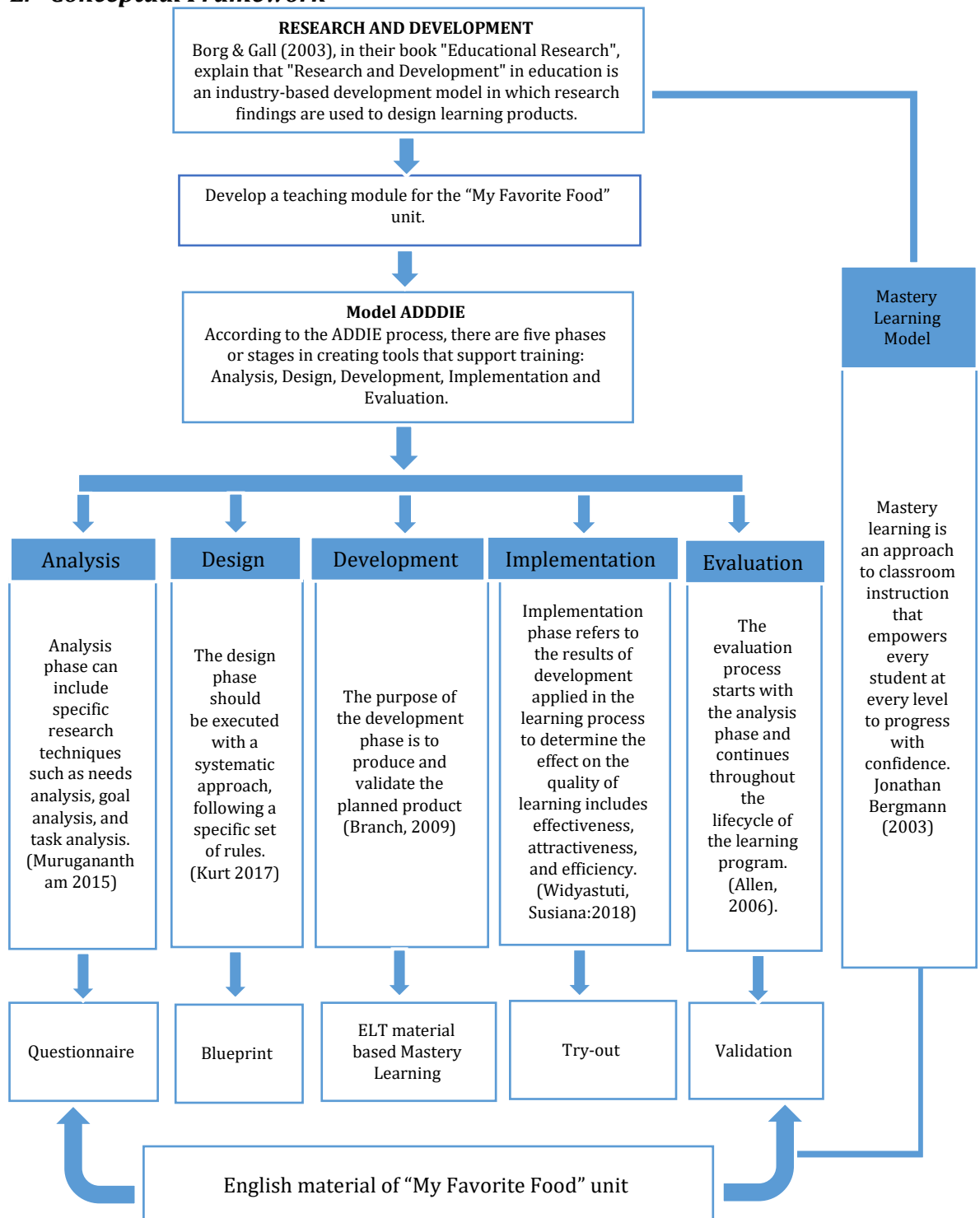


Figure 2.1 : The Conceptual Framework

The conceptual framework offers a glimpse into the research methodology. The researcher crafted a mastery-based learning model specifically tailored for English language materials. The research and development (R&D) approach employed the ADDIE model as the instructional design framework. Analysis, design, development, implementation, and evaluation are the five key phases within the ADDIE process for crafting training support tools.

The selection of the ADDIE model stemmed from its widespread usage in delineating a structured instructional development approach. Moreover, given its generalized nature, the ADDIE model is well-suited for application in classroom education development.

The evaluation results system can contribute to learning development at each stage when used in a sequential but interactive learning process. The end result of each stage is a product of the previous stage.

### **1. Analysis**

The objective of the analysis stage is to identify potential sources of variations in learning performance. To effectively conclude the analysis stage, educators must identify the instructional strategies that will address the gaps, propose the levels needed to bridge these disparities, and present a detailed plan to enhance performance based on empirical evidence of successful learning interventions.

There are many reasons why teaching can affect student performance. One of them is that teachers not only provide students with clear learning choices, but also provide them with reliable evidence, create effective learning goals, indicate the time frame for compensation, and explain the consequences of ineffective learning implementation. However, if the mismatch in learning implementation is caused by elements such as lack of knowledge and skills, then there is no need to continue with ADDIE implementation. Due to the lack of knowledge and skills, the ADDIE model is not suitable for use. During student teaching when a summary analysis is presented, two things usually happen. First, students ask to change the analysis. Second, students feel satisfied. If the student requests changes, repeat the analysis stages or appropriate parts of the analysis and preparing revised summary analysis documents (Branch, 2009).

## **2. Design**

This design step is to ensure that appropriate learning and testing techniques have been selected. To complete this design phase, the teacher must be able to prepare a certain amount of functionality that will make up for the lack of knowledge and skills that occur in the implementation of learning. This design phase sets the "watch line" for the next ADDIE phase. In communication where the transmitter and receiver antennas are in visual contact with each other, the line of surveillance serves as an example. The goal is to create a bond between teachers and students through their observations.

Teachers should see the lines that their students observe so that students feel that they have the same point of view as their teacher. This view offers a practical method to ensure that needs, goals, intentions, targets, strategies, and assessments remain aligned throughout the process (Branch, 2009).

### **3. Development**

During the development stage, the selected learning resources are formulated and validated. To successfully conclude this phase, teachers need to acquire the necessary resources to execute the established lesson plan. Additionally, they must identify or create all essential tools for teaching, evaluate learning outcomes, and finalize the remaining steps of the ADDIE instructional design (Branch, 2009). At this juncture, educators are tasked with creating educational materials that encompass all content, learning methodologies, and additional lesson plans. Educational media, comprehensive learning guides, and independent study materials are essential to support learning modules aimed at enhancing students' knowledge and skills.

A comprehensive set of guidelines will assist teachers in guiding student interactions during the planned instruction. Formative evaluation design and validation are also crucial elements during the development phase. Teachers should focus on effectively conveying educational content and instilling confidence in students when utilizing the provided learning resources to address any learning performance gaps stemming from students' knowledge and skill deficiencies.

#### **4. Implementation**

The implementation stage aims to ensure that teachers establish the learning environment and effectively engage students in the learning process. During this phase, teachers should ready students to acclimate to the authentic learning setting, enabling them to acquire the new knowledge and skills necessary to enhance their learning performance. Development and evaluation tasks characterize the implementation stage. In many ADDIE methodologies, the implementation phase serves as a segue into comprehensive evaluation endeavors, along with other techniques that facilitate the execution of the learning and teaching process.

The implementation stage in this study could not be carried out due to time constraints. Therefore, if desired the implementation stage can be carried out by the next researcher.

#### **5. Evaluation**

The purpose of the evaluation stage is to assess the quality of the product and the teaching process before and after the implementation stage (Branch, 2009). Common issues related to the evaluation stage include determining evaluation standards, selecting appropriate evaluation instruments, and conducting evaluations. Teacher should determine the level of learning success, suggest skill improvement in the same area, stop all tasks, give all responsibilities for implementing and assessing the project to the designated manager or administrator, and concentrate on the evaluation phase.

## **CHAPTER III**

### **RESEARCH METHODOLOGY**

#### ***A. Types and Location of Research***

##### **1. Type of Research**

The researcher employed the Research and Development (R&D) method, which is a systematic process utilized to create new products or enhance existing ones. Development research serves to bridge the gap or reconcile the distinctions between fundamental research and applied research. Based on the description, it is inferred that Research and Development (R&D) is a methodology used to conduct research with the objective of producing specific products. Through this research approach, educational challenges can be addressed, leading to the advancement and utilization of more innovative research methods, such as Research and Development (R&D).

This research and development used because the researcher wants to develop a learning product in the form of an English module. This type of research and development is considered suitable to assist researcher in developing English language modules using a mastery learning approach for class VII students.

In addition, both qualitative and quantitative approaches were used to conduct the research. The research and development approach was also used as it suited the purpose of the study. This means that research should be

conducted to analyze the need to create a specific product (using survey or qualitative methods) and to test how effective the product is so that it can be used by the general public, research should be conducted to find out how effective the product is (using experimental or quantitative methods). In addition, data collection in the field, i.e. during the initial research, is more qualitative in nature. Meanwhile, at the stage of testing the effectiveness of the product, quantitative or experimental methods are used.

## **2. Location of Research**

This research was conducted at MTsN Gowa which is located at Jl. Poros Malino, Balang-Balang, Kel. Bontomanai KM.7, Kec. Bontomarannu, Gowa Regency, South Sulawesi. MTsN Gowa is a secondary school with A accreditation that has implemented a digital learning process. Learning time at MTsN Gowa starts at 07.00 WITA until 14.00 WITA.

Researcher are interested in conducting research at this school because this school has met the requirements and is accredited A. In addition, this school is also a school that has implemented digital learning which certainly provides its own benefits and challenges when applied in the learning system. The facilities at the school can be utilized by researcher to be used as research material whose focus is on the development of module teaching materials, namely printed materials or e-books.



## ***B. Research Approach***

The research approach is a plan that details how the research will be carried out, aiming to achieve answers to the research questions that have been formulated. In this study, researcher combine two approaches at once, namely qualitative and quantitative approaches.

Qualitative research is a methodology that prioritizes a comprehensive comprehension of the issue rather than merely observing it for generalization purposes. On the other hand, quantitative research places greater emphasis on the utilization of numerical data, spanning from data collection to interpretation and presentation of results. Likewise, enhancing the conclusion stage of research with visuals, tables, graphs, or other visual aids can significantly improve the overall presentation of findings.

## ***C. Research and Development Design***

In this study, a research and development (R&D) design was used. According to Sukmadinata & Syaodih (2008), says the R&D method can be used as a refinement of existing products, the R&D method can produce products that can be directly used. Furthermore according to Rabiah (2018), in the context of research and development, this method is very relevant to the fulfillment of educational needs. This methodology is an attempt to reconcile the disparity between the results of primary research and teaching practice.

The field of R&D, there are various models that can be used. Among the various models available, researcher chose the ADDIE model to applied in the process of development. N. A. Nur et al. (2022), argues that the ADDIE method involves several aspects, namely observing the current situation, what students need, problems in class, studying the latest development theory and validating the product to experts so that the goals to be achieved are in accordance with the development product.

This research requires several steps, especially the analysis needed to make certain products and research is needed to test how effective these products are if they can be used and useful for others, including in the field of education. The researcher created this research product, an English module based on the unit "My Favorite Food" from the textbook "English for *Nusantara*" for class VII MTsN Gowa. The researcher chose the ADDIE development model because its stages describe a systematic approach to learning development.

At the analysis stage, the researcher analyzed the needs of students and English teachers; at the design stage, the researcher made a module design in the "My Favorite Food" unit according to the mastery learning model. At the development stage, the researcher made a module according to the "My Favorite Food" unit, then at the implementation stage the researcher will implement it in class but due to time constraints the researcher will not continue this stage, finally at the evaluation stage the researcher assess the suitability of the module made based on the mastery learning model.

#### ***D. Data Sources***

This research planned to conducted at MTsN Gowa and involve a number of research participants. The selection of participants done objectively through sampling to ensure the data generated is representative. Therefore, this research utilize several data sources by involving the participation of students, teacher at MTsN Gowa, and validators. For further information, the research subject described as follows:

##### **1. Students**

Researcher carried out a needs analysis, taking data from students as research subjects. The research subjects in this study were class VII students at MtsN Gowa. To determine the number of research targets, researcher used the Random Sampling technique as a sample determination technique. This research only take a sample of five students for each class VII representative as the main research target. So, there are around 30 students that researcher take as samples in this research.

##### **2. Teacher**

In this research one of the seventh grade English teacher was involved in helping to identify difficulties or challenges that students may face during learning. At the stage of evaluating the results of the development of teaching materials, teacher can provide feedback on the effectiveness and relevance of teaching materials and provide input for further improvement and development. Teacher can also help identify aspects that need to be improved

so that teaching materials can be more effective in helping students achieve learning objectives.

### **3. Validators**

The researcher also present two validators, linguists and development experts from the English Education Department of UIN Alauddin Makassar. The validator team evaluate the results of the material development that the researcher carry out. The validators be the subjects to validate the development of material learning-based teaching material models in the "My Favorite Food" unit. This included in the evaluation stage of this research. In this research, the validator validate the blueprint design, and the validator evaluate the feasibility assessment of the textbook.

### ***E. Procedures of Collecting Data***

The researcher used the ADDIE approach in this study. This approach is prescriptive and can be applied in various development contexts. The ADDIE model stands for analyze, design, develop, implement, and evaluate. It is a life-cycle framework used for instructional development, curriculum design, and learning processes. Each stage of the ADDIE model is critical to creating a good learning program:

#### **1. Analysis**

This stage focuses on understanding the learning needs. It involves identifying learning objectives, recognizing the target audience, evaluating available resources, and deeply understanding the problem to be solved.

## **2. Design**

Here, learning planning takes place. The identified learning objectives are translated into a structured teaching plan. This includes the creation of learning tools, selection of learning strategies, and development of detailed lesson plans.

## **3. Development**

This stage involves the production or development of teaching materials according to a pre-designed plan. The development team create or organize the course materials, as well as adapt them to the relevant technology or platform.

## **4. Implementation**

At this stage, the developed learning materials or programs are introduced into the real learning environment. This process involves the implementation or use of the learning materials in real situations. However, researcher will not continue the implementation stage due to time constraints, so this implementation stage will be continued by the next researcher if desired.

## **5. Evaluation**

The evaluation stage is an important step to assess the effectiveness of learning. It includes evaluation against the established learning objectives,

assessment of program performance, and collection of feedback from participants to refine or improve the program.

#### ***F. Research Instruments***

Research instruments are tools or devices utilized by researcher to gather data for the purpose of addressing research inquiries or testing hypotheses. These tools can be tests, questionnaires, interviews, observations, or other measurement tools that are in accordance with the research methodology used. Purwanto (2018), states that research instruments are tools used to collect data in research. The measurement objectives and theories used have been adjusted to the research instruments. Four tools are used to obtain research data:

##### **1. Documents**

Documents in research refer to various types of written records or materials related to the entire series of research activities. Researcher analyzed documents such as *Capaian Pembelajaran (CP)* and *Alur Tujuan Pembelajaran (ATP)*. These documents include teacher workbooks as well as teacher and student guidebooks. Evaluation of these documents is an important component of gaining a thorough understanding of the *Capaian Pembelajaran (CP)* and *Alur Tujuan Pembelajaran (ATP)* in the context of the research.

## **2. Interview**

An interview is a verbal interaction between two or more individuals in which one person called the interviewer asks another person called the respondent a series of questions or topics. If researchers want to conduct preliminary research to determine the problem to be investigated, interviews are used as a data collection method. Also, if the investigator wants to know more about the respondent, they can conduct an interview.

At this stage, the researcher used semi-structured interviews. A series of open-ended questions were used to conduct in-person interviews. With this method, new questions could arise based on the respondents' answers, which allowed for more in-depth information gathering.

## **3. Questionnaire**

The questionnaire that the researcher used consist of several of questions which are divided into two parts. Part one discusses linguistic needs which are divided into two, namely learning ability and learning priority. Meanwhile, part two is divided into three parts, namely learning problems, learning attitudes, and learning style. The total number of questions in the questionnaire that used by researcher is twenty-four questions. The questionnaire format that used by researcher is adapted from Kaharuddin (2015).

## **4. Validation Checklist**

The validation checklist is an instrument used by validators to assess and evaluate products that developed by researcher. This tool helps validators in checking and assessing the quality and validity of the research products produced. Through the validation checklist, validators can systematically assess various aspects and characteristics that are relevant to the standards or criteria that set.

The validation checklist is a tool employed by experts to assess the outcomes of products created or developed by researcher. Respondents only need to mark a check in the designated column on the instrument sheet for evaluation. The validation checklist was adapted from Kaharuddin (2015) and filled in by the validators.

The validation checklist that used by researcher contains a series of assessment aspects of the product that has been made later. Starting from the assessment of cover, layout, instructional objectives, material organization, systematic content of English and activities/exercise/tasks. These assessment aspects are assessed and validated directly by predetermined validators. The final results of the assessment can later determine the level of validity of the product that has been made by the researcher.

### ***G. Data Processing and Analysis Techniques***

This research and development (R&D) obtained two types of data: qualitative and quantitative. Qualitative techniques were used to analyze student interview data. Quantitative techniques were also used to analyze the



evaluation checklist and questionnaire data. Researcher can use the collected data as appendices and notes in their research development process. The qualitative and quantitative analysis process is explained as follows:

### **1. Qualitative Analysis**

Qualitative analysis according to Miles and Huberman, has a comprehensive and structured approach in exploring qualitative data. They propose several steps or strategies that help in deep understanding of qualitative data:

#### **a. Data reduction**

Data reduction in qualitative analysis involves selecting, focusing, simplifying and abstracting data to sharpen relevant information. This process is carried out throughout the research, starting with the selection of the case to be studied. During data collection, data reduction involves concise note-taking, coding, focusing on themes, and defining problem boundaries. The goal is to produce a narrative of data that is organized, understandable, and focused on justifiable conclusions. Data reduction also helps to find valid data and ensure the truth of the research results with the possibility of rechecking from other sources.

#### **b. Presentation of data**

The second component in qualitative analysis is the presentation of data which is the information resulting from data reduction. Organized logically, systematically, and well organized, data presentation helps understand the interaction between parts. Data in qualitative research is

presented in the form of narratives, matrices, images, graphs, tables, etc. This helps in the analysis and formulation of research results and conclusions.

### **c. Inference Drawing/Verification**

To draw conclusions in qualitative research, data must be interpreted. During the research, conclusions should be checked to ensure that they are accurate and relevant. The accuracy of the meaning generated from the data must be continuously tested. The verification process includes examining field data, deductions based on field notes, and making provisional conclusions.

## **2. Quantitative Analysis**

Quantitative analysis is a process of processing and interpreting number-based data. This method involves the use of statistical techniques to detail, measure, and evaluate data. Quantitative analysis is commonly used in quantitative research to present findings, test hypotheses, and conclude results using a mathematical approach. The quantitative data analysis techniques used to find the questionnaire results are shown below:

### **a. Need Analysis Questionnaire**

The questionnaire for the needs analysis is analyzed to ascertain the frequency of occurrences. This analysis is conducted using a Likert scale. As per Sugiyono (2013), the Likert scale is employed to gauge the attitudes, opinions, and perceptions of an individual or a group regarding social phenomena. This scale generally consists of a statement or question followed by a number of answer options arranged in a graded manner, usually ranging from "Strongly Agree" to "Disagree." Respondents are asked to choose the

option that best reflects their view or opinion of the statement or question given. To calculate frequency, the total score for each category is determined by multiplying the number of respondents by their respective scores and then dividing by the total number of respondents across all categories.

On the other hand, the mean is calculated by:

1. Multiplying the score of each category by its frequency
2. Adding up all the scores
3. Dividing by the total population to obtain the average score.

Hence, the formula for calculating the mean from a frequency table is:

$$\bar{x} = \frac{\sum fx}{\sum f}$$

Symbols :

$\bar{x}$  = the average of rating scale

$\sum fx$  = Summation of the product of values of items with their corresponding frequencies

$\sum f$  = Summation of all the frequencies

*Table 3.1: Category Scores by Kaharuddin (2015)*

| Score | Proficiency Level | Importance Level | Frequency Level |
|-------|-------------------|------------------|-----------------|
| 1     | Poor              | Not important    | Hardly ever     |
| 2     | Fair              | Less Important   | Seldom          |
| 3     | Good              | Important        | Often           |
| 4     | Excellent         | Very Important   | Always          |

### a. Validation Checklist

The validation analysis involves data gathered from the outcomes of the learning device validation performed by validators. The data analysis technique utilized to determine the validity level of the developed product is outlined below:

$$\bar{x} = \frac{y_1 + y_2}{n}$$

Where:  $\bar{x}$  = the average of rating scale

y = the expert

n = total number of expert

The scale of validity level of the product developed displayed below:

*Table 3.2: Criteria of Validity adapted by Kaharuddin (2015)*

| NO | Criteria of Validity | Descriptive rating |
|----|----------------------|--------------------|
| 1  | Not Valid            | 1.00-1.50          |
| 2  | Less Valid           | 1.51-2.50          |
| 3  | Valid                | 2.51-3.50          |
| 4  | Very Valid           | 3.51-4.00          |

The table above displays the validity rating criteria for the developed product. It includes four criteria ranging from "not valid" to "very valid," with descriptive ratings from 1.00 to 4.00.

## **CHAPTER IV**

### **RESEARCH RESULT AND DISCUSSION**

This chapter presents the research results. It is intended to answer the research problem. The data collected during the research are presented and analyzed theoretically and systematically at all stage. The analyzed data were use in the proses of develop English language teaching materials for seventh grade students at MTsN Gowa.

The ADDIE Model stage is the stage where the results of the needs analysis, the process of systematically designing and preparing the curriculum, the development of teaching materials, and the validation of the developed textbooks are systematically presented. Due to time constraints, the implementation stage was not conducted in this study.

Researcher have conducted research by collecting the required data in detail and distributing questionnaires to obtain complete data analysis. After analyzing the data carefully and systematically, the researcher then concluded the results of the analysis divided into four main parts which explained in detail. First, this section explains that the results of the analysis of the needs of students in class VII MTsN Gowa. The second section details the process of designing learning tools developed specifically to meet student needs. The third section, highlights the process of developing products targeted at students and given application solutions through mastery learning models.

The fourth section, describes the results of the experts' evaluation of the ELT materials that have been developed.

#### ***A. The Result of Analysis Phase***

During the analysis stage, the researcher determines the type of training required, the participants to be investigated, and the tools to be used. The data required for analysis includes an understanding of linguistic needs, which are divided into two parts: learning ability and learning priorities; and learning needs, which include problems, attitudes, and appropriate learning styles. This is a study involving 30 students from Class VII of MTsN Gowa. The tool used in the research is a collection of questions relating to the information previously mentioned. Then, the questionnaire serves as a tool to ensure that the learning materials created are in accordance with the needs analysis that has been conducted.

By using questionnaires, researcher can collect the data needed in research to understand what are the needs of students in depth towards learning materials, which will help students to understand more effective and relevant learning materials.

##### **1. Linguistics Needs**

Language needs are determined by looking at how students learn and what they consider important in learning. The results of this study also help determine what should be taught in each subject which is most suitable to include in English language learning. In other words, this analysis forms the

basis for developing good ELT materials that meet the overall learning needs of students.

### a) Learning Ability

Table 4.1 Students learning ability in I can describe my favorite food in English

| Statement         | I can describe my favorite food in English |       |       |       |       |       |       |                |
|-------------------|--|-------|-------|-------|-------|-------|-------|----------------|
| Class             | VII.1                                      | VII.2 | VII.3 | VII.4 | VII.5 | VII.6 | Total | Percentage (%) |
| Strongly Agree    | 1  | 1     | 3     | 4     | 2     | 2     | 13    | 43.3 %         |
| Agree             | 4  | 3     | 2     | 1     | 1     | 3     | 14    | 46.7%          |
| Disagree          | -  | -     | -     | -     | 2     | -     | 2     | 6.7%           |
| Strongly Disagree | -  | 1     | -     | -     | -     | -     | 1     | 3.3%           |

Table 4.1 shows that the majority of students agree (46.7%) with the statement I can describe my favorite food in English followed by respondents who strongly agree (43.3%). A small proportion of respondents disagree (6.7%) and a small proportion strongly disagree (3.3%). From this data, it can be concluded that students can describe their favorite food using English. However there are still a small number of students who cannot therefore, interesting teaching materials are prepared to help students understand the material being taught.

Table 4.2 Students learning ability in I can write down the foods I like and dislike in English

| Statement      | I can write down the foods I like and dislike in English |       |       |       |       |       |       |                |
|----------------|--|-------|-------|-------|-------|-------|-------|----------------|
| Class          | VII.1  | VII.2 | VII.3 | VII.4 | VII.5 | VII.6 | Total | Percentage (%) |
| Strongly Agree | 1  | 2     | 4     | 5     | 2     | 2     | 16    | 53.3%          |
| Agree          | 4  | 2     | 1     | -     | 2     | 2     | 11    | 36.7%          |
| Disagree       | -  | -     | -     | -     | 1     | -     | 1     | 3.3%           |

|                   |   |   |   |   |   |   |   |      |
|-------------------|---|---|---|---|---|---|---|------|
| Strongly Disagree | - | 1 | - | - | - | 1 | 2 | 6.7% |
|-------------------|---|---|---|---|---|---|---|------|

Table 4.2 shows that the majority of respondents strongly agree as much as 53.3% followed by respondents who agree as much as 36.7%. A small proportion of respondents disagree by 3.3% and those who answered disagree by 6.7%. This means that out of the 30 students selected as research subjects, the number of students who can write their favorite and disliked foods using English is more than those who cannot. Therefore, the material is still presented to strengthen students' understanding, but presented more interestingly.

Tabel 4.3 Students learning ability in I can write down the favorite food of people around me.

| Statement         | I can write down the favorite food of people around me. |       |       |       |       |       |              |                       |
|-------------------|---|-------|-------|-------|-------|-------|--------------|-----------------------|
| Class             | VII.1   | VII.2 | VII.3 | VII.4 | VII.5 | VII.6 | <b>Total</b> | <b>Percentage (%)</b> |
| Strongly Agree    | 2   | -     | 3     | 4     | 2     | 2     | 13           | 43.4%                 |
| Agree             | 3   | 3     | 1     | -     | 1     | 2     | 10           | 33.3%                 |
| Disagree          | -   | 1     | 1     | 1     | 1     | -     | 4            | 13.3%                 |
| Strongly Disagree | -   | 1     | -     | -     | 1     | 1     | 3            | 10%                   |

Table 4.3 shows that respondents strongly agree 43.3% and were followed by respondents who agree 33.3%. A small proportion of respondents disagree 13.3% and disagree 10%. This means that out of the 30 students selected as research subjects, the number of students who can write the favorite food of the people around them using English is more than those who cannot. So it can



be concluded that the material is still presented but made with more interesting content so that students better understand the material presented.

### b) Learning Priority

Table 4. 4 Students learning priority in learning English

| Statement         | I like learning English |       |       |       |       |       |    | Total | Percentage (%) |
|-------------------|-------------------------|-------|-------|-------|-------|-------|----|-------|----------------|
|                   | VII.1                   | VII.2 | VII.3 | VII.4 | VII.5 | VII.6 |    |       |                |
| Strongly Agree    | 2                       | 3     | 3     | 3     | 2     | 5     | 18 | 60%   |                |
| Agree             | 3                       | -     | 2     | -     | 2     | -     | 7  | 23.3% |                |
| Disagree          | -                       | 1     | -     | 2     | 1     | -     | 4  | 13.3% |                |
| Strongly Disagree | -                       | 1     | -     | -     | -     | -     | 1  | 3.3%  |                |

Table 4.4 shows that the majority of respondents strongly agree as much as 60% with the statement given, followed by respondents who agree as much as 23.3%. A small number of respondents disagree as much as 13.3% and an even smaller number of 3.3%. This means that of the 30 students selected as research subjects, the number of students who like learning English is more than those who do not like it. Therefore, the material presented is made more interesting so that students like it more and are more interested in learning English.

Table 4.5 Students learning priority in reading books about English

| Statement      | I like reading books about English subjects |       |       |       |       |       |    | Total | Percentage (%) |
|----------------|---|-------|-------|-------|-------|-------|----|-------|----------------|
|                | VII.1                                       | VII.2 | VII.3 | VII.4 | VII.5 | VII.6 |    |       |                |
| Strongly Agree | 2   | 2     | 3     | 3     | 1     | 1     | 12 | 40%   |                |
| Agree          | 3   | -     | 2     | -     | 3     | 2     | 10 | 33.3% |                |
| Disagree       | -   | 2     | -     | 2     | 1     | 1     | 6  | 20%   |                |

|                   |   |   |   |   |   |   |   |      |
|-------------------|---|---|---|---|---|---|---|------|
| Strongly Disagree | - | 1 | - | - | - | 1 | 2 | 6.7% |
|-------------------|---|---|---|---|---|---|---|------|

Table 4.5 shows that the majority of respondents strongly agree (40%) with the statement given, followed by respondents who agree as much as 33.3%. A small number of respondents disagree by 20% and an even smaller number disagree by 6.7%. This means that of the 30 students selected as the subject of this study, the number of students who like to read books about English subjects is more than those who do not like. Therefore, the learning materials developed are made more interesting by creating interesting reading content that can encourage literacy activities.

Table 4. 6 Students learning priority in listening to the teacher explanation

| Statement         | I like listening to the teacher's explanation using English |       |       |       |       |       |    | Total | Percentage (%) |
|-------------------|---|-------|-------|-------|-------|-------|----|-------|----------------|
|                   | VII.1   | VII.2 | VII.3 | VII.4 | VII.5 | VII.6 |    |       |                |
| Strongly Agree    | 2   | 2     | 4     | 3     | 1     | 2     | 14 | 46.7% |                |
| Agree             | 2   | 2     | 1     | 2     | 2     | 2     | 11 | 36.6% |                |
| Disagree          | -   | -     | -     | -     | 2     | 1     | 3  | 10%   |                |
| Strongly Disagree | 1   | 1     | -     | -     | -     | -     | 2  | 6.7%  |                |

Table 4.6 shows that the majority of respondents strongly agree (46.7%) with the given statement, followed by respondents who agree (36.6%). A small number of respondents disagree (10%) and an even smaller number disagree (6.7%). From this it can be concluded that of the 30 students who were the subjects of the study, the majority of students really liked listening to the teacher explain about English. Therefore, the material is

presented with additional text to present reading and listening activities for students.

Table 4. 7 Students learning priority in doing English assignments

| Statement         | I like doing English assignments |       |       |       |       |       |       |                |  |
|-------------------|----------------------------------|-------|-------|-------|-------|-------|-------|----------------|--|
| Class             | VII.1                            | VII.2 | VII.3 | VII.4 | VII.5 | VII.6 | Total | Percentage (%) |  |
| Strongly Agree    | 2                                | 3     | 3     | 3     | 1     | 1     | 13    | 43.3%          |  |
| Agree             | 1                                | -     | 2     | 1     | 4     | 4     | 12    | 40%            |  |
| Disagree          | 2                                | 2     | -     | -     | -     | -     | 4     | 13.3%          |  |
| Strongly Disagree | -                                | -     | -     | 1     | -     | -     | 1     | 3.3%           |  |

Table 4.7 shows that the majority of respondents strongly agree (43.3%) with the given statement, followed by respondents who agree (40%). Some respondents disagree (13.3%) and an even smaller number disagree (3.3%). From this it can be concluded that the majority of students really like doing English assignments. Therefore, materials supplemented with assignments still be presented to improve students' understanding.

Table 4. 8 Students learning priority in being given examples of materials

| Statement         | I like being given examples of materials that use English |       |       |       |       |       |       |                |  |
|-------------------|---|-------|-------|-------|-------|-------|-------|----------------|--|
| Class             | VII.1   | VII.2 | VII.3 | VII.4 | VII.5 | VII.6 | Total | Percentage (%) |  |
| Strongly Agree    | 3   | 2     | 4     | 3     | 1     | 3     | 16    | 53.3%          |  |
| Agree             | 1   | -     | 1     | 1     | 2     | 2     | 7     | 23.3%          |  |
| Disagree          | 1   | 2     | -     | -     | 2     | -     | 5     | 16.7%          |  |
| Strongly Disagree | -   | 1     | -     | 1     | -     | -     | 2     | 6.7%           |  |

Table 4.8 results table shows that the majority of respondents strongly agree (53.3%) with the statement I like being given examples of materials that

use English, followed by respondents who agree (23.3%). A small number of respondents disagree (16.7%) and an even smaller number disagree (6.7%). It can be concluded that most students like to be given examples of materials that use English. Therefore, the material is presented again, but presented with a simpler sentence presentation so that students who do not understand the material can master it.

Table 4. 9 Students learning priority in written assignments

| Statement         | I like written assignments |       |       |       |       |       | Total | Percentage (%) |
|-------------------|----------------------------|-------|-------|-------|-------|-------|-------|----------------|
| Class             | VII.1                      | VII.2 | VII.3 | VII.4 | VII.5 | VII.6 |       |                |
| Strongly Agree    | 3                          | 2     | 2     | 2     | 1     | 2     | 12    | 40%            |
| Agree             | 1                          | 1     | 3     | 2     | 3     | -     | 10    | 33.3%          |
| Disagree          | 1                          | 2     | -     | 1     | -     | 1     | 5     | 16.7%          |
| Strongly Disagree | -                          | -     | -     | -     | 1     | 2     | 3     | 10%            |

Table 4.9 shows that the majority of respondents strongly agree (40%) with the statement I like written assignments, followed by respondents who agree (33.3%). A small number of respondents disagree (16.7%) and an even smaller number disagree (10%). So it can be concluded that most students like to be given writing assignments and there are also students who still do not like writing assignments. Therefore, the material presented with more picture tasks than text tasks.

Table 4. 10 Students learning priority in oral assignments

| Statement | I like oral assignments |       |       |       |       |       | Total | Percentage (%) |
|-----------|-------------------------|-------|-------|-------|-------|-------|-------|----------------|
| Class     | VII.1                   | VII.2 | VII.3 | VII.4 | VII.5 | VII.6 |       |                |

|                   |   |   |   |   |   |   |    |       |
|-------------------|---|---|---|---|---|---|----|-------|
| Strongly Agree    | 2 | 1 | 2 | 1 | 2 | 1 | 9  | 30%   |
| Agree             | 1 | 1 | 1 | 1 | 3 | 3 | 10 | 33.3% |
| Disagree          | 2 | 1 | 2 | 1 | - | 1 | 7  | 23.3% |
| Strongly Disagree | - | 2 | - | 2 | - | - | 4  | 13.3% |

Table 4.10 shows that the majority of respondents agree (33.3%) with the statement I like oral assignments, followed by respondents who strongly agree (30%). A small number of respondents disagree (23.3%) and an even smaller number disagree (13.3%). From the data, it can be concluded that students like oral assignments. Therefore, to deliver the material, teaching materials prepared by considering the use of materials related to oral assignments.

## 2. Learning Needs

### a) Learning Problem

Table 4. 11 Students learning problem in understand what the teacher explaining in class

| Statement         | I do not understand what the teacher is explaining in class |       |       |       |       |       |       |                |
|-------------------|---|-------|-------|-------|-------|-------|-------|----------------|
| Class             | VII.1   | VII.2 | VII.3 | VII.4 | VII.5 | VII.6 | Total | Percentage (%) |
| Strongly Agree    | -   | -     | 1     | -     | -     | -     | 1     | 3.3%           |
| Agree             | -   | 1     | -     | -     | -     | 1     | 2     | 6.7%           |
| Disagree          | 4   | 1     | 3     | 2     | 5     | 2     | 17    | 56.7%          |
| Strongly Disagree | 1   | 3     | 1     | 3     | -     | 2     | 10    | 33.3%          |

Table 4.11 shows that the majority of respondents disagree (56.7%) with the statement I do not understand what the teacher is explaining in class,

followed by respondents who disagree (33.3%). A small number of respondents agree (6.7%) and an even smaller number strongly agree (3.3%). From this data, it can be concluded that students disagree with the teacher's explanation in class, therefore, to deliver the material, teaching materials prepared by paying attention to the need to understand the material more effectively.

Table 4. 12 Students learning problem in understand the explanation in the material

| Statement         | I do not understand the explanations in the material |       |       |       |       |       |       |                |
|-------------------|--|-------|-------|-------|-------|-------|-------|----------------|
| Class             | VII.1  | VII.2 | VII.3 | VII.4 | VII.5 | VII.6 | Total | Percentage (%) |
| Strongly Agree    | -  | -     | 1     | -     | -     | -     | 1     | 3.3%           |
| Agree             | -  | -     | -     | -     | -     | 1     | 1     | 3.3%           |
| Disagree          | 3  | 2     | 3     | 1     | 2     | 2     | 13    | 43.3%          |
| Strongly Disagree | 2  | 3     | 1     | 4     | 3     | 2     | 15    | 50%            |

Table 4.12 shows that the majority of respondents disagree (50%), followed by respondents who disagree (43.3%) with the statement. A small proportion of respondents agree (3.3%) and strongly agree (3.3%). In conclusion, almost all respondents can understand the explanation in the material. Therefore, the material is still presented to strengthen students' understanding.

Table 4. 13 Students learning problem in do not understand the meaning of the teacher's explanation

| Statement | I do not understand the meaning of the teacher's explanation |       |       |       |       |       |       |                |
|-----------|--|-------|-------|-------|-------|-------|-------|----------------|
| Class     | VII.1  | VII.2 | VII.3 | VII.4 | VII.5 | VII.6 | Total | Percentage (%) |

|                   |   |   |   |   |   |   |    |       |
|-------------------|---|---|---|---|---|---|----|-------|
| Strongly Agree    | - | - | 1 | - | - | - | 1  | 3.3%  |
| Agree             | 2 | - | - | 1 | - | 1 | 4  | 13.3% |
| Disagree          | 2 | 1 | 4 | 2 | 3 | 2 | 14 | 46.7% |
| Strongly Disagree | 1 | 4 | - | 2 | 2 | 2 | 11 | 36.7% |

Table 4.13 shows that the majority of respondents disagree (46.7%), followed by respondents who disagree (36.7%) with the statement. A small number of respondents agree (13.3%) and an even smaller number strongly agree (3.3%). In conclusion, there were more respondents who could understand the teacher's explanation than those who could not. Therefore, the teacher continues to teach with the usual method.

Table 4. 14 Students learning problem in do not understand the meaning of the text material

| Statement         | I do not understand the meaning of the text in the material |       |       |       |       |       |    | Total | Percentage (%) |
|-------------------|---|-------|-------|-------|-------|-------|----|-------|----------------|
|                   | VII.1   | VII.2 | VII.3 | VII.4 | VII.5 | VII.6 |    |       |                |
| Strongly Agree    | 1   | -     | 1     | -     | -     | -     | 2  | 6.7%  |                |
| Agree             | 1   | 1     | -     | 1     | -     | 1     | 4  | 13.3% |                |
| Disagree          | 2   | 2     | 4     | 2     | 2     | 2     | 14 | 46.7% |                |
| Strongly Disagree | 1   | 2     | -     | 2     | 3     | 2     | 10 | 33.3% |                |

Table 4.14 shows that the majority of respondents disagree (33.3%) followed by respondents who disagree (46.7%) with the statement. A small number of respondents agree (13.3%) and an even smaller number strongly agree (6.7%). This means that of the 30 students selected as subjects in this study, many students better understand the meaning of the text contained in

the material. Therefore, the learning materials to be created are still presented so that students better understand the meaning of the text in the material.

### b) Learning Attitude

Table 4. 15 Students learning attitude in like materials that use picture to learn

| Statement         | I like materials that use pictures to learn |       |       |       |       |       |       |                |
|-------------------|---|-------|-------|-------|-------|-------|-------|----------------|
| Class             | VII.1                                       | VII.2 | VII.3 | VII.4 | VII.5 | VII.6 | Total | Percentage (%) |
| Strongly Agree    | 3   | 2     | 2     | 4     | 4     | 2     | 17    | 56.7%          |
| Agree             | 2   | 1     | 3     | 1     | 1     | 3     | 11    | 36.7%          |
| Disagree          | -   | 1     | -     | -     | -     | -     | 1     | 3.3%           |
| Strongly Disagree | -   | 1     | -     | -     | -     | -     | 1     | 3.3%           |

Table 4.15 shows that the majority of respondents strongly agree (56.7%) followed by respondents who agree (36.7%). A small number of respondents disagree (3.3%) and an even smaller number disagree (3.3%). This means that of the 30 students selected to be the subject of this study, the number of students who prefer to learn with materials that use pictures is more than those who do not like. Therefore, the learning materials made are more developed by including several pictures that can attract students' attention.

Table 4. 16 Students learning attitude in like to ask the teacher when there is material that I do not understand

| Statement      | I like to ask the teacher when there is material that I do not understand |       |       |       |       |       |       |                |
|----------------|---|-------|-------|-------|-------|-------|-------|----------------|
| Class          | VII.1   | VII.2 | VII.3 | VII.4 | VII.5 | VII.6 | Total | Percentage (%) |
| Strongly Agree | 3   | 3     | 2     | 2     | 2     | 1     | 13    | 43.3%          |



|                   |   |   |   |   |   |   |    |      |
|-------------------|---|---|---|---|---|---|----|------|
| Agree             | 1 | 2 | 3 | 2 | 2 | 2 | 12 | 40%  |
| Disagree          | 1 | - | - | 1 | - | 1 | 3  | 10%  |
| Strongly Disagree | - | - | - | - | 1 | 1 | 2  | 6.7% |

Table 4.16 Shows that the majority of respondents strongly agree with the statement (43.3%), and are followed by responses that agree (40%), while respondents who disagree (10%), are followed by respondents who disagree (6.7%). From the data above, it can be concluded that the majority of students prefer to ask the teacher when there is material that they do not understand, so the teacher must be extra to explain or review again if there are students who do not understand the material.

Table 4. 17 Students learning attitude when asking friends

| Statement         | I like to ask my friends if there is material that I do not understand |       |       |       |       |       |    | Total | Percentage (%) |
|-------------------|--|-------|-------|-------|-------|-------|----|-------|----------------|
|                   | VII.1  | VII.2 | VII.3 | VII.4 | VII.5 | VII.6 |    |       |                |
| Strongly Agree    | 3  | 4     | 2     | 3     | 2     | -     | 14 | 46.7% |                |
| Agree             | 2  | 1     | 1     | 2     | 2     | 2     | 10 | 33.3% |                |
| Disagree          | -  | -     | 2     | -     | 1     | 2     | 5  | 16.7% |                |
| Strongly Disagree | -  | -     | -     | -     | -     | 1     | 1  | 3.3%  |                |

Table 4.17 shows that the majority of respondents strongly agree (46.7%) with the statement. Then followed by respondents who agree (33.3%), respondents who disagree less (16.7%), and then respondents who disagree with the statement as much as (3.3%). So it can be concluded that the majority of respondents prefer to ask friends if there is material that is not understood.

Table 4. 18 Students learning attitude in reading lessons

| Statement         | I like to read the lesson material when there is material that I do not understand |       |       |       |       |       |       |                |  |
|-------------------|--|-------|-------|-------|-------|-------|-------|----------------|--|
| Class             | VII.1  | VII.2 | VII.3 | VII.4 | VII.5 | VII.6 | Total | Percentage (%) |  |
| Strongly Agree    | 1  | 2     | 3     | 2     | 1     | 1     | 10    | 33.3%          |  |
| Agree             | 2  | 1     | 2     | 1     | 3     | 1     | 10    | 33.3%          |  |
| Disagree          | 2  | 1     | -     | 1     | 1     | 1     | 6     | 20%            |  |
| Strongly Disagree | -  | 1     | -     | 1     | -     | 2     | 4     | 13.3%          |  |

Table 4.18 shows that respondents strongly agree (33.3%) with the statement I like to reread the lesson material when there is material that I do not understand, as well as respondents who agree (33%) followed by respondents who disagree (20%) and a smaller number chose to disagree (13.3%). From this data it can be concluded that students like to reread material that they do not understand, therefore in the learning process, the teacher will maximize the opportunity to guide and help answer if there is material that is not understood.

### c) Learning Style

Table 4. 19 Students learning styles of listening to the teacher explanation

| Statement      | I like listening to the teacher explain |       |       |       |       |       |       |                |  |
|----------------|---|-------|-------|-------|-------|-------|-------|----------------|--|
| Class          | VII.1                                   | VII.2 | VII.3 | VII.4 | VII.5 | VII.6 | Total | Percentage (%) |  |
| Strongly Agree | 3                                       | 2     | 2     | 3     | 1     | 2     | 13    | 43.3%          |  |
| Agree          | 2                                       | 1     | 3     | 2     | 4     | 2     | 14    | 46.7%          |  |

|                   |   |   |   |   |   |   |   |      |
|-------------------|---|---|---|---|---|---|---|------|
| Disagree          | - | 1 | - | - | - | 1 | 2 | 6.7% |
| Strongly Disagree | - | 1 | - | - | - | - | 1 | 3.3% |

Table 4.19 shows that the majority of respondents agree (46.7%) and even strongly agree (43.3%) with the statement I like listening to the teacher explain, followed by respondents who disagree (6.7%). A small number of respondents agree (6.7%) and an even smaller number disagree (3.3%). From this data, it can be concluded that students like explanations from teachers, therefore, teachers will increase explanations when providing and delivering learning materials.

Table 4. 20 Students learning style when learning while playing

| Statement         | I like to learn while playing |       |       |       |       |       |       |                |
|-------------------|-------------------------------|-------|-------|-------|-------|-------|-------|----------------|
| Class             | VII.1                         | VII.2 | VII.3 | VII.4 | VII.5 | VII.6 | Total | Percentage (%) |
| Strongly Agree    | 1                             | 3     | 1     | 4     | 2     | 3     | 14    | 46.7%          |
| Agree             | 2                             | 1     | 1     | 1     | -     | 2     | 7     | 23.3%          |
| Disagree          | 2                             | 1     | 3     | -     | 1     | -     | 7     | 23.3%          |
| Strongly Disagree | -                             | -     | -     | -     | 2     | -     | 2     | 6.7%           |

Table 4.20 shows that the majority of respondents strongly agree (46.7%), followed by respondents who agree and chose to disagree with the same result (23.3%) and the rest chose to disagree (6.7%). In conclusion, there are more respondents who like learning while playing. Therefore, teachers need to provide ice breaking or games during the learning process.

Table 4. 21 Students learning style using teaching aids

| Statement | I like learning using aids |
|-----------|----------------------------|
|-----------|----------------------------|

| Class             | VII.1 | VII.2 | VII.3 | VII.4 | VII.5 | VII.6 | Total | Percentage (%) |
|-------------------|-------|-------|-------|-------|-------|-------|-------|----------------|
| Strongly Agree    | -     | 1     | 1     | 1     | -     | -     | 3     | 10%            |
| Agree             | -     | 3     | 4     | 3     | 2     | 4     | 16    | 53.3%          |
| Disagree          | 5     | -     | -     | 1     | 2     | 1     | 9     | 30%            |
| Strongly Disagree | -     | 1     | -     | -     | 1     | -     | 2     | 6.7%           |

Table 4.21 shows that the majority of respondents agree (53.3%) with the statement I like to learn using teaching aids, followed by respondents who agree to disagree (30%). A small number of respondents strongly agree (10%) and an even smaller number disagree (6.7%). This means that of the 30 students selected as the subject of this study, the number of students who like to learn using teaching aids is more than those who do not like. Therefore, the learning materials to be developed should use teaching aids.

Table 4. 22 Students learning style doing assignments with groups

| Statement         | I like doing assignments with my group of friends |       |       |       |       |       |       |                |
|-------------------|---|-------|-------|-------|-------|-------|-------|----------------|
| Class             | VII.1   | VII.2 | VII.3 | VII.4 | VII.5 | VII.6 | Total | Percentage (%) |
| Strongly Agree    | 2   | 3     | 2     | 3     | -     | 2     | 12    | 40%            |
| Agree             | 1   | 2     | 1     | 2     | 3     | 1     | 10    | 33.3%          |
| Disagree          | 2   | -     | 1     | -     | 1     | -     | 4     | 13.3%          |
| Strongly Disagree | -   | -     | 1     | -     | 1     | 2     | 4     | 13.3%          |

Table 4.22 shows that the majority of respondents strongly agree (40%) with the above statement, then (33.3%) of respondents agree with the statement, followed by respondents who disagree (13.3%), and respondents

who disagree (13.3%). So, it can be concluded from the data above that the majority of respondents strongly agree when doing assignments in groups.

Table 4. 23 Students learning style doin assgiments with pairs

| Statement         | I like doing assignments with my pairs |       |       |       |       |       |       |                |
|-------------------|--|-------|-------|-------|-------|-------|-------|----------------|
| Class             | VII.1                                  | VII.2 | VII.3 | VII.4 | VII.5 | VII.6 | Total | Percentage (%) |
| Strongly Agree    | 1                                      | 4     | 3     | 4     | 2     | 3     | 17    | 56.7%          |
| Agree             | 3                                      | -     | 1     | 1     | 2     | 1     | 8     | 26.6%          |
| Disagree          | 1                                      | 1     | 1     | -     | -     | -     | 3     | 10%            |
| Strongly Disagree | -                                      | -     | -     | -     | 1     | 1     | 2     | 6.7%           |

Table 4.23 shows that the majority of respondents strongly agree (56.7%) with the above statement, and (26.6%) of respondents who agree, and respondents who disagree less (10%) followed by a statement of respondents who disagree as much as (6.7%). So, from the data above it can be concluded that respondents prefer to do assignments with their friends, so teachers should give more assignments that contribute to their friends.

Table 4.24 Students learning style do their own work

| Statement         | I like to do my own work |       |       |       |       |       |       |                |
|-------------------|--------------------------|-------|-------|-------|-------|-------|-------|----------------|
| Class             | VII.1                    | VII.2 | VII.3 | VII.4 | VII.5 | VII.6 | Total | Percentage (%) |
| Strongly Agree    | 2                        | 1     | 4     | 1     | 1     | 2     | 11    | 36.7%          |
| Agree             | 2                        | -     | -     | 3     | 3     | 2     | 10    | 33.3%          |
| Disagree          | 1                        | 3     | 1     | 1     | 1     | 1     | 8     | 26.7%          |
| Strongly Disagree | -                        | 1     | -     | -     | -     | -     | 1     | 3.3%           |

Table 4.24 shows that the majority of respondents strongly agree (36.7%) with the statement I like to do my own work, followed by

respondents who agree (33.3%). A small number of respondents disagree (3.3%). From the data, it can be concluded that students like to do their own work. Therefore in developing learning materials, it contain some individual tasks or students can work on their own.

Table 4. 25 Students learning styles use colorful pictures

| Statement         | I like learning using colorful pictures |       |       |       |       |       |    | Total | Percentage (%) |
|-------------------|---|-------|-------|-------|-------|-------|----|-------|----------------|
|                   | VII.1                                   | VII.2 | VII.3 | VII.4 | VII.5 | VII.6 |    |       |                |
| Strongly Agree    | 3                                       | 1     | 2     | 4     | 2     | 4     | 16 | 53.3% |                |
| Agree             | 1                                       | 1     | 3     | -     | 2     | -     | 7  | 23.3% |                |
| Disagree          | 1                                       | 3     | -     | -     | -     | -     | 4  | 13.3% |                |
| Strongly Disagree | -                                       | -     | -     | 1     | 1     | 1     | 3  | 10%   |                |

Table 4.25 shows that the majority of respondents strongly agree (53.3%) followed by respondents who agree (23.3%). A small number of respondents disagree (13.3%) and an even smaller number disagree (10%). This means that of 30 students selected to be the subject of this study, the number of students who prefer to learn with the materials that use colorful pictures is more than those who do not like. Therefore, the learning materials developed were made by presenting some colorful pictures.

Detailed information on the students' linguistic needs can be seen in the following table:

Table 4.26 The overall needs inventory from linguistic needs

| Linguistic Needs       |                         |
|------------------------|-------------------------|
| The learning abilities | The learning priorities |

|   |   |
|---|---|
| <ul style="list-style-type: none"> <li>• Students can describe favorite food in English.</li> <li>• Students can write their likes and dislike food in English.</li> <li>• Students can write the favorite food of people around them using English.</li> </ul> | <ul style="list-style-type: none"> <li>• Students like learning English</li> <li>• Students like reading subject books.</li> <li>• Students like doing assignments.</li> <li>• Students like giving examples in the form of conversation.</li> <li>• Students like presentation of material using colorful pictures.</li> </ul> |
|---|---|

Based on the results of the linguistic needs inventory, most students like English lessons such as writing, speaking, listening, and reading. Apart from that, there are some students who cannot describe their favorite food. Therefore, the researcher presented the material with a simpler concept by giving examples that were around.

In addition to speaking skills in describing food, researcher also wanted to improve students writing and listening skills. Therefore, the researcher presented the material by listening to a lot of audio and writing down the favorite foods of people around them, so that students could improve their abilities in the process of learning English.

Detailed information on the students' learning needs can be seen in the following table:

Table 4.27 The overall needs inventory from learning needs

| <b>Learning needs</b>   |  |   |
|---|--|---|
| <b>The learning problems</b>  | <b>The learning attitudes</b>  | <b>The learning style</b>   |
| <ul style="list-style-type: none"> <li>Based on the questionnaire results, no problems were found in the learning process because the average student understood the teacher's explanation and understood the learning material presented.</li> </ul> | <p>Learning preferences:</p> <ul style="list-style-type: none"> <li>Students like using pictures as media in the learning process.</li> <li>Students like ask the teacher if there is something that is not understood</li> <li>Students like ask to friends if there is material that is not understood.</li> </ul> | <ul style="list-style-type: none"> <li>Students like listening to the teacher's explanation in the learning process.</li> <li>Students like learning while playing.</li> <li>Students like learning to use props.</li> <li>Students like learning using colorful pictures.</li> <li>Students like working on tasks in groups.</li> <li>Students like doing tasks in pairs or with my peers.</li> <li>Students like the task independently.</li> </ul> |

Based on the results of the inventory of student learning needs, each material displayed uses images as media in the learning process. There are



three things that students can do, namely, asking the teacher, asking friends and reading the material. The material displayed in each learning step shows suitability for students' learning needs. The material presented directs students to carry out learning activities individually, work in pairs, or group discussions. Individual activities give students the opportunity to learn independently, while pairs and group discussions help them solve problems.

Muruganatham (2015) states that the analysis phase can include specific research methods such as needs analysis, goal analysis, and task analysis. Kaharuddin's (2015) theory was adjusted to the needs analysis phase of students in class VII MTsN Gowa. The researcher divided students' needs into two categories: learning needs and linguistic needs. Language needs consist of learning problems, learning attitudes, and learning styles. Meanwhile, language needs consist of learning abilities and learning priorities. Previous research by Ifani et al. (2020), which used a questionnaire covering these three categories.

The data shows that students really like learning English. They can also describe the foods they like and dislike using English. Students also enjoy reading the materials, listening to the teacher's instructions, completing tasks with examples and colorful pictures, and understanding well what is learned. However, they still have difficulty using the required sentences in English. The learning needs show that students like using pictures as learning tools. When they face difficulties, they will ask the teacher, ask friends, and read the material repeatedly.

Some of the ways learn by playing, listening to teachers' instructions, using tools and media, working in groups, working in pairs and working alone. This suggests that to address this particular issue, a more focused teaching strategy is needed. The needs analysis approach suggested by Maruganantham (2015) would suit this approach.

### ***B. The Result of Design Phase***

Following the information gathering process, the researcher began the development of a material outline that outlined the various elements that would make up the complete material. The aspects described in the outline are :

Table 4.28 The Blueprint content

| <b>Need Analysis</b>   | <b>ELT Material</b>  | <b>Mastery Learning model</b>   |
|--|--|---|
| <p><b>Learning Attitude</b></p> <ul style="list-style-type: none"> <li>• Learning media are supplemented with images.</li> <li>• Students ask the teacher about material they do not understand.</li> <li>• Students ask their peers if there is material they do not understand.</li> </ul> | <ul style="list-style-type: none"> <li>• Develop materials that introduce the topic and learning objectives.</li> <li>• Given a sparking question to find out the extent of students knowledge related to the material to be discussed.</li> </ul> | <p><b>Stage 1:</b></p> <p><b>Orientation</b></p> <ul style="list-style-type: none"> <li>• Introduce the topic of my favorite food.</li> </ul> |

|   |  |  |
|---|--|--|
| <ul style="list-style-type: none"> <li>• Students review the material they do not understand.</li> </ul>  |  |  |
| <p><b>Learning Priority</b></p> <ul style="list-style-type: none"> <li>• Students enjoy learning English.</li> <li>• Students like reading books about English subjects.</li> <li>• Students enjoy doing assignments.</li> <li>• Students are happy with assignments in the form of conversations.</li> <li>• Students like doing both written and oral assignments.</li> </ul> | <ul style="list-style-type: none"> <li>• The interesting readings are given to attract students attention by relating them to objects commonly found around the students.</li> </ul>                                       | <p><b>Stage 2:</b></p> <p><b>Presentation</b></p> <ul style="list-style-type: none"> <li>• Present material</li> <li>• Categorize about food and drink</li> </ul>      |
| <p><b>Learning Style</b></p> <ul style="list-style-type: none"> <li>• Listening to the teacher's explanation.</li> <li>• Learning through play.</li> <li>• Learning using visual aids.</li> </ul>   | <ul style="list-style-type: none"> <li>• Presented a task with a group work process.</li> <li>• Given examples of conversations related to the material taught with audio to improve students listening skills.</li> </ul> | <p><b>Stage 3:</b></p> <p><b>Structured Training</b></p> <ul style="list-style-type: none"> <li>• Discussion of assignments</li> <li>• The teacher provides</li> </ul> |

|   |   |  |
|---|---|--|
| <ul style="list-style-type: none"> <li>• Working on assignments in groups.</li> <li>• Working on assignments in pairs.</li> <li>• Working on assignments independently</li> </ul>                                     |   | <p>motivation and feedback regarding students abilities</p>  |
| <p><b>Learning Problem</b></p> <p>Based on the results of the questionnaire analysis, there are still a small number of students who do not understand the explanation of the material that the teacher conveyed.</p> | <p>Interactive quizzes are presented so that students can understand the material by using interesting media and the quizzes presented are tailored to their age who like to learn while playing.</p> | <p><b>Stage 4: Guided Practice</b></p> <p>The teacher gives instructions on how to use the quiz.</p> |

|   |  |  |
|---|--|--|
| <p><b>Learning ability</b></p> <ul style="list-style-type: none"> <li>• Students can describe their favorite food in English</li> <li>• Students can write down the foods they like and dislike in English</li> <li>• Students can write down the favorite food of their people around</li> </ul> | <p>Students work on the task independently and ask the teacher if there is anything they don't understand.</p> | <p><b>Stage 5: Self practice</b></p> <p>This stage is a benchmark of the extent to which students understand the material taught</p> |
|---|--|--|

According to Diantari et al. (2018) in this phase, the blueprint for learning materials is designed. This phase focuses on developing prototypes in alignment with the findings of Nurpahmi et al. (2022), which emphasize structuring the blueprint based on needs analysis, learning outcomes, and desired learning achievements. The components of the blueprint are determined in accordance with the *ATP* in the *Merdeka* Curriculum, ensuring that the materials are tailored to learners' specific needs while adhering to national educational standards. This meticulous process ensures that all instructional strategies, assessment methods, and feedback mechanisms support mastery learning where students must achieve high proficiency in one area before progressing to the next.

According to Kurt (2017) the design stage should be implemented with a systematic approach, following a specific set of rules. The design stage discusses the prototype of ELT materials. Researcher make prototypes or blue prints based on student needs after collecting and analyzing their needs. The researcher used the ADDIE model blueprint because the model is in line with the steps that researcher take when developing learning devices. In addition, the blueprint contains mastery learning steps that are explained in depth. This stage is correlates with the study carried out by Ifani et al. (2020), who included the learning model to be produced in the design phase as well.

The design of ELT materials in the unit "My Favorite Food" in class VII MTsN Gowa follows the principles of Mastery Learning to ensure that each student achieves deep understanding. The first phase, orientation, involves identifying the learning objectives, the relevance of the material and its context. This phase contains questions and spending objectives to explain learning objectives such as the ability to describe favorite foods. The phase aims to motivate and increase students' focus on the material to be learned. The next phase, presentation, focuses on delivering the core material. This phase introduces examples of foods that are around. With the help of pictures, students can find out what people around them eat. After that, at the structured training stage, students are given initial training aimed at strengthening their understanding, such as working on tasks in groups related to the taste and texture of food. Then at the guided practice stage, students are directed to work on tasks in groups and independently according to the

instructions given by the teacher. Students also work on interactive quizzes to attract students' attention. Finally, in the independent practice phase, students are assigned to work on tasks independently such as asking people around them what foods they like and asking about the textures and flavors of food that people around them like.

### C. The result of Development Phase

#### 1. Conceptual Map

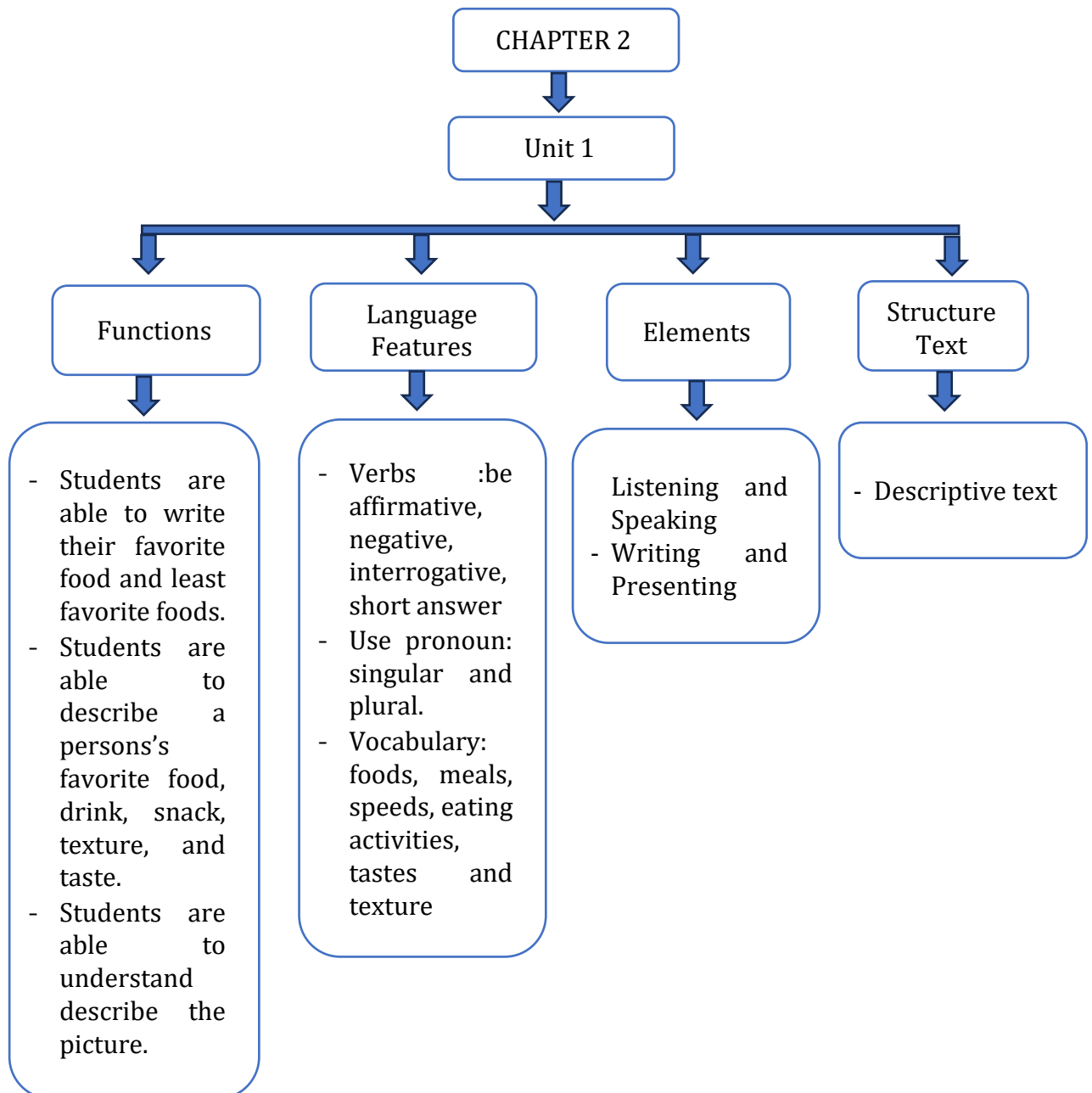


Figure 4.1 The Conceptual Map for English Material in Chapter 2 Unit 1



The figure above shows the development of a conceptual framework of English language skills based on the flow of learning objectives that allows the implementation of all English language skills procedures. The important components contained in the conceptual framework are adapted to the flow of learning objectives to support students' ability levels in the learning process. The three components are:

1. Providing opportunities to use integrated skills

The skills that researcher integrate in the learning materials are juxtaposed based on students' needs by presenting interactive and interesting quizzes. On the other hand, researcher use stimulus to increase students' learning motivation which is expected to optimize the learning process.

2. Providing language skills

Through this process, the researcher provides integrated English resources, such as materials and topics, language components, and picture descriptions. The objects chosen are also adjusted to the students' ability level in learning.

3. Reviewing learning outcomes according to the skills to be achieved in the My Favorite Food unit.

This procedure aims to assess students' English language skills by presenting an interactive theme in my Favorite Food unit. Students will learn listening and speaking as well as writing and presenting in the

learning process. It is hoped that this will allow students to improve their skills and demonstrate their proficiency in the material.

## **2. Stating Goals**

These materials are designed to assist students in comprehending different types of main meals and snacks, inquiring about the favorite foods and beverages of individuals around them, and recognizing the textures and flavors of various foods.

## **3. Material Sequence**

The materials developed by the researcher consist of four English language skills namely: speaking, listening, reading and presenting. The researcher used one type of learning approach in each skill. In speaking, the researcher aimed to improve students' speaking ability by asking the people closest to the students. In listening, the researcher aimed to improve students' listening skills by practicing their ability to use the audio presented in the material. In reading the researcher aims to improve students' reading skills from the text that has been presented with a combination of images that attract students' attention. In presenting, the researcher aims to build students confidence in their ability to understand the material they have learned.

## **4. The organization of the materials**

### **a) Cover**

The cover is the first part of the book that consists of chapter titles, animated images, school names, class names and author names. Firstly, the chapter title is created to give a brief overview of the content to be covered.

Second, the unit title "My Favorite food" is made to help divide the learning material into more detailed parts and help students to identify the topics or concepts to be learned in each part of the material. Third, animated images that can attract readers' attention, communicate the content of the book, and show creativity in designing the book. Fourth, the element section that is specialized in each unit to help students focus more on the learning activities that will be carried out. Finally, the school name and class name are included to help identify the origin of the book.

#### **b) Page learning objectives**

This section includes the findings learned, with a detailed explanation of each finding. Incorporation of learning outcomes provides a clear understanding of the expected learning outcomes for students. Teacher and students can reinforce a shared understanding of the learning objectives and expected achievements upon completion of the module. Learning outcomes in *Merdeka* Curriculum provide an overview of the abilities and key focuses that students should achieve during the learning process. Some components of phase D-listening-speaking, writing-and presenting-are included in these learning outcomes.

#### **c) The main part of the book (The Activity)**

The main part of the module includes several subheadings, namely orientation, presentation, structured training, guided practice and self practice. There is also a learning journal page and a word list page. These subheadings are designed to provide a clear structure for the learning process. Orientation

provides an initial introduction, presentation presents the material, structured training assists in deeper understanding, guided practice provides hands-on guidance, and independent practice allows students to practice independently. Learning journal pages and vocabulary lists support student reflection and vocabulary development.

#### d) English module before and after development

The researcher shows how the English module is visually presented both before and after the development in this section. The main purpose is to show the difference between the new module and the old one, emphasizing the important topics on the development of unit 1 chapter 2 in the previous module.




Figure 4.2 before development cover




Figure 4.3 after development cover

There are differences between the old book and the developed module, especially on the cover of the unit. The current textbook shows a person enjoying food. Meanwhile, the developed module has the title of the unit as

well as elements in unit 1 and shows a person thinking about various types of food.



Figure 4.4 after development in learning outcomes

In the developed module, the learning achievements section is added, which has an important role in evaluating, motivating, recognizing, and measuring the effectiveness of learning as well as assisting individuals and institutions in developing learning potential and abilities. In addition, language features and elements are also added so that the learning objectives become focused and directed.

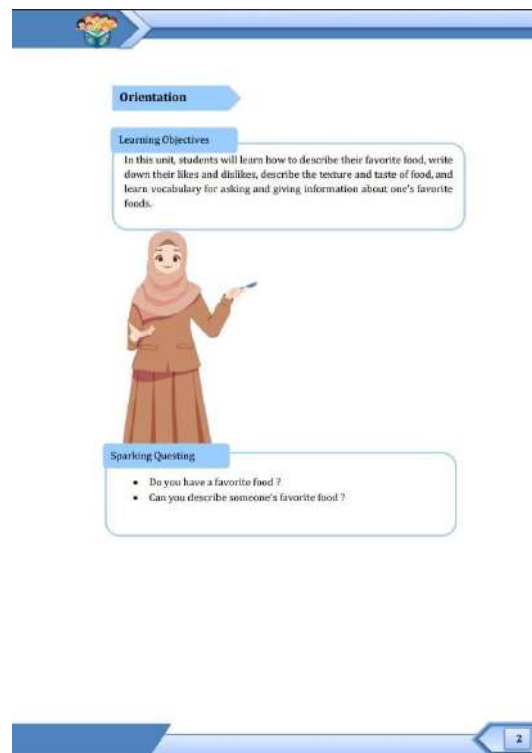


Figure 4.5 after development in orientation stage

After being developed, this book has a mastery learning stage, namely the orientation stage. The orientation stage serves to introduce learning steps and introduce learning materials that can help students to prepare themselves and organize more effective learning strategies. In addition, lighter questions are also added to find out the extent of students' knowledge related to the material to be learned.




Figure 4.6 before development in section 1 Figure 4.7 after development in presentation

On the initial page displayed in the current book displays a picture of a person carrying two different types of food, this is the same as the developed module but the difference is that the developed module adds an orientation stage as the second step of the mastery learning model. Then, the food examples in the developed module are more varied and there is a description box related to a person's favorite food. With a variety of pictures, it will help students become more familiar with various types of food or drinks.

**Structured Training**

Look at the picture of the conversation between Galang and Mentha, listen carefully to the audio. Please scan QR code to listen the audio! After that, discuss what they discussed with your group friends.




5

Figure 4.8 after development in structured training stage

After discussing with your group, please answer the questions below!

**Practice 2**

1. Mentha likes.... for snack
  - a. Banana Fritter
  - b. Fried Rice
  - c. Smoothie
  - d. Chocolate Pudding
2. Galang and Mentha like....
  - a. Donat
  - b. Banana Fritters
  - c. Cake
  - d. Fruit salad
3. Galang is having breakfast at....
  - a. Home
  - b. School
  - c. Hospital
  - d. Market
4. Galang has...to drink
  - a. Water
  - b. Sweet tea
  - c. Orange juice
  - d. Milk



6

Figure 4.9 after development in structured training stage





Figure 4.10 after development in structured training stage




Figure 4.11 after development in structured training stage

The developed module presents the structured training stage as the third stage of the mastery learning model. At this stage, several practices and examples of

conversations are presented by listening to the audio that has been provided in the form of a QR code scan. The practice is the same as the previous book, but the process of working on the questions in the module that has been developed is done with each group of friends.

**Section 6 – Your Turn: Speaking**

a. Listen to Audio 2.8 to the conversation between Andre and Galang. See the illustrations.



Comic strip 2.3 Andre and Galang favorite food.

b. Practice the conversation with your friend.

Chapter 2 • Culinary and Me 31


Figure 4.12 before development in section 6-Your turn : Speaking

c. Write the food and drinks you like and you don't like in the table below.

|           | Food and Drink |            |
|-----------|----------------|------------|
|           | I like         | Don't like |
| Main Meal |                |            |
| Snacks    |                |            |
| Drinks    |                |            |

Worksheet 2.8

d. Talk about some food and drinks you like and don't like with your friend. You can use the expressions in Section 3 and Section 6.



Picture 2.3 Like or vs I Don't Like.

English for Nusantara untuk SMP/MTs Kelas VII

Figure 4.13 before development in section 6-Your turn : Speaking



Figure 4.14 after development in guided practice stage



Figure 4.15 after development in guided practice stage

In figure 4.13 and 4.14 shows the module before development with examples of conversation and practice while in figure 4.15 and 4.16 The developed module is presented in the fourth stage of the mastery learning model, namely the guided practice stage, examples of learning activities are presented with audio-enhanced conversations and assignments in the module after development are presented in the form of quizzes to attract students' attention and motivation to learn.

**Self-Practice**

Please ask your family members about their favorite food and drinks. Ask them about the food and drinks texture and tastes!

| No. | Family Member | Food:          | Drink:         |
|-----|---------------|----------------|----------------|
| 1.  |               | Texture/Taste: | Texture/Taste: |
| 2.  |               | Texture/Taste: | Texture/Taste: |
| 3.  |               | Food:          | Drink:         |
|     |               | Texture/Taste: | Texture/Taste: |

Practice 7

Please describing here the foods that your family likes and dislikes. Make it some form of the sentence!

1. My father likes \_\_\_\_\_
2. My mother likes \_\_\_\_\_
3. My sister doesn't like \_\_\_\_\_
4. My sister likes \_\_\_\_\_
5. \_\_\_\_\_

Practice 8

15

Figure 4.16 after development in self practice stage

**Learning Journal**

Name :  
Unit :

**Rate yourself by drawing an emoji next to each statement !**

Very well    Ok    Not so well

- I can describe people's favorite meal
- I can describe the texture and taste of food
- I can ask and give information about people's favourite meal.

**I learned this new words**  
Ex:  
• snack  
• .....  
• .....  
• .....

16

Figure 4.17 After development in learning journal page

**Glossary**

Fried Rice = Nasi goreng  
Fried Fish = Ikan goreng  
Sweet Tea = Teh manis  
Main meal = Makanan utama  
Breakfast = Sarapan  
Lunch = Makan siang  
Dinner = Makan malam  
Banana fritters = Pisang goreng  
What are you having? = Apa yang kamu punya?  
I woke up late = Aku bangun terlambat  
Chew your food slowly = Kunyah makanamu pelan-pelan  
Promotion = Promosi  
Delicious = Enak  
What are celebrating = Apa yang kita rayakan  
Taste = Rasa  
Plain = Hambar  
Spicy = Pedas  
Savory = Gurih  
Stir = Kocok  
Soft = Lembut  
Crispy = Garing  
Sticky = Lengket  
Greasy = Berminyak  
Bitter = Pahit  
Salty = Asin

17

Figure 4.18 after development in glossary page

The developed module presents the last stage of the complete learning model, which is the independent practice stage. This stage measures the extent

to which students' abilities on the material that has been taught in the unit "My Favorite Food". Not only that, in figure 4.18 A student journal is displayed to measure the extent of students' abilities in the learning process in the My Favorite Food unit. And in figure 4.19 Also displayed is a list of vocabulary learned in the unit so that students are able to increase the ability of vocabulary learned in the "My Favorite Food" unit.

According to Branch (2009), the purpose of the development stage is to produce and validate the planned product. In Yaumi (2023), the development stage was carried out by formulating a conceptual map in accordance with the syllabus. In this study, the researcher also formulated a conceptual map based on the learning objectives that covered the whole procedure of English skills.

In this section, the researcher will share the development stage of the Chapter 2 unit 1 "My Favorite Food" learning module developed from the blueprint of the design stage results made using the mastery learning stage. The material developed by the researcher is based on the four skills in "My Favorite Food", namely: speaking, listening, reading, and presenting. The researcher were used one type of learning approach for each skill. The researcher aims to improve students' speaking ability by asking the people closest to them; in listening, the researcher aims to improve students' listening ability by using the sounds presented in the materials; and in reading, the researcher aims to improve students' reading ability by using a combination of attractive pictures and the text presented.

In presenting the material, researcher aim to build students' confidence and their ability to understand the material they have learned. As for the content of the module that the researcher developed, the first lies on the cover that has novelty. There are elements that students will do on the cover, and the design is more attractive and colorful to attract students' attention to read it. After that, students' learning outcomes will improve, and teachers have an important role in evaluating and motivating students to learn. Furthermore, mastery learning stages are added, including orientation, presentation, structured training, guided practice, and self practice. This is done so that students' learning objectives can be achieved thoroughly and it is expected that it will provide students with a stronger understanding of the learning process of the mastery learning model.

#### **D. *The Result of Expert's Validation Toward the Materials' Contents***

##### **1. Experts advice on the developed Module and ATP**

Before the course materials are used in the classroom, experts must review them. This is done to ensure that the course materials can be used correctly by students and are ready for use according to the experts' statements.. The following is the experts' statement:

Table 4.29 The validators advice on *ATP* and development module

| NO | VALIDATOR | Advices for <i>ATP</i> | Advices for Module |
|----|-----------|------------------------|--------------------|
|----|-----------|------------------------|--------------------|

|    |          |  |   |
|----|----------|--|---|
| 1. | Expert 1 | <ul style="list-style-type: none"> <li>- Add skill element</li> <li>- Add learning achievement subject rationale to be aligned with government decree</li> <li>- Add column for mastery learning model.</li> </ul> | <p>The font and size used are uniformed with other units in the developed module.</p> <p>Add what skills will be performed in the unit.</p> |
| 2. | Expert 2 | No revision.   | No revision.  |

## 2. General Content Experts Validation for Module

Table 4.30 The module validation result

| Statement                                    | Score from Validator 1 | Score from Validator 2 | Mean Score | Result     |
|--|------------------------|------------------------|------------|------------|
| <b>1. Cover design</b>                       |                        |                        |            |            |
| 1.1 The cover is attractive to the learners  | 4                      | 4                      | 4          | Very Valid |
| <b>2. Layout</b>                             |                        |                        |            |            |
| 2.1 The layout is clear for learners         | 4                      | 4                      | 4          | Very Valid |
| 2.2 The layout is attractive to the learners | 4                      | 4                      | 4          | Very Valid |
| <b>3. Instructional objectives</b>           |                        |                        |            |            |



|   |   |   |     |            |
|---|---|---|-----|------------|
| 3.1 The instructional objectives are clear  | 4 | 3 | 3.5 | Valid      |
| 3.2 The instructional objectives are understandable   | 4 | 4 | 4   | Very Valid |
| 3.3 The instructional objectives ordered appropriately  | 4 | 4 | 4   | Very Valid |
| 3.4 The instructional objectives reflect to the topic   | 4 | 3 | 3.5 | Valid      |
| <b>4. Organization of material</b>  |   |   |     |            |
| 4.1 The materials are organized attractively  | 4 | 4 | 4   | Very Valid |
| 4.2 The organization of material in the form of units is appropriate                                | 3 | 4 | 3.5 | Valid      |
| 4.3 The materials are organized in logically ordered tasks  | 4 | 4 | 4   | Very Valid |
| 4.4 The themes and topics are relevant to the learning material in each basic competency.           | 4 | 3 | 3.5 | Valid      |
| 4.5 They are arranged in a logical sequence on the basis of topic or theme following the indicators | 4 | 4 | 4   | Very Valid |
| 4.6 The material cover a variety of topics and situation following the indicators                   | 4 | 4 | 4   | Very Valid |
| 4.7 The material have already represented the indicators  | 4 | 4 | 4   | Very Valid |
| 4.8 The materials are organized in logically ordered tasks following the                            | 4 | 4 | 4   | Very Valid |

|  |   |   |     |            |
|--|---|---|-----|------------|
| blueprint  |   |   |     |            |
| 4.9 The material are appropriate with the structure of mastery learning model  | 4 | 4 | 4   | Very Valid |
| 4.10 The material consist of the subject matters   | 4 | 3 | 3.5 | Valid      |
| 4.11 The material compiled based on the mastery learning model and can increase the students' motivation                 | 4 | 4 | 4   | Very Valid |
| <b>5. Systematic Content of English</b>  |   |   |     |            |
| 5.1 The integrated skills are appropriate to the student level and needs.  | 4 | 3 | 3.5 | Valid      |
| 5.2 There are three subject matters (social function, structure text, and linguistics element) in each basic competency. | 2 | 4 | 3   | Valid      |
| 5.3 The structure of arranging the materials following the mastery learning model  | 4 | 3 | 3.5 | Valid      |
| <b>6. Activities/ Exercises/ Tasks</b>   |   |   |     |            |
| 6.1 The activities, exercises and tasks are interesting.   | 3 | 4 | 3.5 | Valid      |
| 6.2 The activities, exercises and task are aimed in developing student comprehension.                                    | 4 | 4 | 4   | Very Valid |
| 6.3 They provide for a real world use of language in daily lives.  | 4 | 4 | 4   | Very Valid |

|   |   |   |     |            |
|---|---|---|-----|------------|
| 6.4 The situations of the activities, exercises and tasks in each subject matter are appropriate to the learner's level and need. | 4 | 4 | 4   | Very Valid |
| 6.5 The activities, exercises and tasks provide for varying learning arrangement like pairs and working in group.                 | 4 | 4 | 4   | Very Valid |
| 6.6 The activities, exercises and tasks focus on student's comprehension for each indicator.                                      | 4 | 4 | 4   | Very Valid |
| 6.7 The instruction for the activities, exercises and tasks are simple and clear.   | 4 | 4 | 4   | Very Valid |
| 6.8 The activities, exercises and tasks allow for the teacher's initiative to modify the activities.                              | 4 | 3 | 3.5 | Valid      |
| 6.9 The activities, exercises and tasks' instructions are clear and structured  | 4 | 4 | 4   | Very Valid |
| <b>Total: 3.81 = Very valid</b>   |   |   |     |            |

Source : Adapted from Kaharuddin (2015)

The validation results were obtained from the observation sheet given to the experts. The observation report includes several items, including the cover, layout, learning objectives, organization of material, the systematic content, activities or tasks, and exercises that have been well checked. After all items were marked and found to be valid, the learning materials were then recognized as very valid, as suggested by the experts: (The first expert) The

objectives and goals were stated, it has development framework, and it systematically present the idea of based on mastery learning model. (The second expert) overall the material and the content are appropriate with the blueprint. In conclusion, the validity level of the material development are very appropriate to the blueprint due to the validation checklist.

### 3. General Content Experts Validation for ATP

Table 4.31 The ATP result

| No. | Component/Indicator  | Score from validator 1 | Score from validator 2 | Mean Score | Result     |
|-----|--|------------------------|------------------------|------------|------------|
| 1   | <b>Identity</b><br>ATP contains school name, subject name, class/phase.  | 4                      | 4                      | 4          | Very Valid |
| 2   | <b>Learning Outcomes</b><br>Contains complete learning outcomes in accordance with BSKAP Head Decree No.008/KR/2022 (brief subject rationale, subject objectives, subject characteristics and learning outcomes in one phase). | 2                      | 4                      | 3          | Valid      |
| 3   | <b>Learning Objectives</b><br>Learning objectives contain competencies in attitudes, knowledge, and skills and   | 3                      | 3                      | 3          | Valid      |

|   |  |           |   |   |            |
|---|--|-----------|---|---|------------|
|   | contain content in accordance with learning achievements.  |           |   |   |            |
| 4   | <b>Time Allocation</b><br>Allocate the same amount of time as 4 intracurricular hours per year.  | 4         | 4 | 4 | Very Valid |
| 5   | <b>Learning Materials</b><br>Contains essential learning materials in accordance with learning achievements.   | 4         | 4 | 4 | Very Valid |
| 6   | <b>Others</b><br>a. Contains learning methods/models<br>b. Assessment/assessment that can assess attitudes, knowledge, and skills<br>c. Learning resources<br>d. Glossary (optional) | 4         | 4 | 4 | Very Valid |
| Total Score<br>Value = (Total score/24) x 100 |  | 91.6      |   |   |            |
| Criteria                                      |  | Very Good |   |   |            |

Source: Adapted from Riswakhyuningsih (2022)

#### 4. The strength of the material

The first advantage of this module is that it is created using the mastery learning model, which allows students to learn systematically according to the stages of the model. The module is also designed as an independent learning

tool, allowing students to learn on their own without direct assistance from the teacher, which allows students to concentrate on the unit covered. It is expected that this module will help students learn independently and provide additional resources to support their learning process as the material is organized in an interesting and interactive manner according to students' needs.

According to Allen (2006), the evaluation process begins with the analysis stage and continues throughout the life cycle of the learning program. Furthermore, this stage agrees with findings Nur et al. (2022) After utilizing the mastery learning model to build a module that was customized for each students, the researcher moved on the next phase, which was expert validation to ensure that the module met the needs of the students.

After the researcher developed the "My Favorite Food" module unit that meets the needs of students using the mastery learning model, the researcher then conducted a module validation stage by professional experts in their fields to ensure that the module that the researcher developed was in accordance with the needs of students using the Mastery learning method.

Validation was conducted by two experts, who agree with the research findings. Therefore, it can be concluded that the module developed by the researcher falls into the valid category and is suitable for use as a useful learning alternative for students' learning process. In addition, both experts recognized that the module using the mastery learning model successfully met the standards required in English textbooks and became a method capable of

fully achieving learning objectives. Thus, the researcher concluded that the developed module can assist students in achieving the learning objectives.

#### **5. The weaknesses of the material**

The weaknesses of this material is that the material developed is not much different from the material in the previous book. It's just that in the developed material there are different learning activities with the addition of interactive quizzes. This material must be learned gradually so that students are able to understand the topics discussed and can achieve the learning objectives completely. Although this material can be learned individually, the teacher must provide clear instructions before going to the next stage in the learning process.

## **CHAPTER V CLOSING**

### ***A. Conclusions***

The research questions that have been made can be used to produce the following conclusions based on systematic research.

#### ***1. Student need analysis***

This research shows that seventh grade students of MTsN Gowa are very interested in learning English, especially in describing favorite foods and writing down the favorite foods of people around them. The data shows that students prefer to listen to conversations, do tasks with colored pictures, and listen to teacher explanations, and are able to understand reading topics well. However, they need learning with digital media therefore, the researcher presents tasks with digital platforms to motivate and increase students' enthusiasm in learning English. When facing difficulties, students usually use pictures as props and ask the teacher or ask their classmates and reread the material.

#### ***2. Design ELT material***

ELT materials for unit 1 ELT material "My Favorite Food" used mastery learning model with the ADDIE approach. After analyzing the students' needs, the material design was made. The lesson begins with the orientation stage which explains the learning objectives and topics to be discussed as well as what skills students should do. Next, followed by the presentation stage



where the teacher explains to students the outline of the material to be learned. Then the third stage, namely structure Training which contains the steps to complete the task in groups. Then the fourth stage, Guided Practice, is given a task in the form of a quiz based on guidance from the teacher. The last stage, namely self Practice, students are directed to work on tasks independently. This method is designed to meet the needs of students to achieve learning objectives completely.

### ***3. Development of materials***

The module developed with the unit "My Favorite Food" is designed with a blueprint, using the steps of the mastery learning method to improve students' ability to describe favorite foods. The learning activities in this module are presented with reading and audio so that students are interested in learning the material until completion. This module was created by the researcher to help students achieve learning objectives and to meet students' needs.

### ***4. Evaluation and Validations***

After the researcher developed the module in the "My Favorite Food" unit using the mastery learning model to meet the needs of students in the learning process, then validation was carried out by experts to ensure that the modules developed by researcher were suitable for use as teaching materials. Validation was carried out by two experts and agree with the module that the researcher developed was included in the valid category and could be used as student learning material.

### ***B. Implications of Research***

This study provides several suggestions. The first is for future researcher to conduct further research with an implementation stage. Additional research can be conducted to find out how effective textbooks made based on the Mastery Learning model are. Secondly, further research is expected to be adapted to the developing technology so that students can be more creative in learning and achieve learning objectives in accordance with applicable *Merdeka* curriculum standards.

## BIBLIOGRAPHY

- Arsyad, A., Yaumi, M., Asik, N., Nur, M., & Rasyid, A. (2019). *The Development Of Indonesian Language Teaching Materials Based On Knowledge Integration In Islamic Higher Education*. 165-176. <https://doi.org/10.26858/retorika.v12i2.9099>
- Azizahwati, Sugoro Bhakti Sutono, Salman Alfarisi. (2017). Penerapan Strategi Mastery Learning Untuk Meningkatkan Hasil Belajar Mahasiswa Pada Mata Kuliah Fisika Dasar II. Program Studi Pendidikan Fisika FKIP Universitas Riau. *Jurnal Geliga Sains* 5(2), 104-109.
- Bergmann, J. (2022). *The Mastery Learning Handbook: A Competency-based Approach to Student Achievement*. ASCD.
- Bintari Kartika, S. (2017). Desain Pembelajaran Model Addie Dan Implementasinya Dengan Teknik Jigsaw. Prosiding Seminar Nasional Pendidikan, 87-102. <http://eprints.umsida.ac.id/432/Depdiknas>. (2008). Teknik Penyusunan Modul. 1-14.
- Diantari, L. P. E., Damayanthi, L. P. E., Sugihartini, N. S., & Wirawan, I. M. A. (2018). Pengembangan E-Modul Berbasis Mastery Learning Untuk Mata Pelajaran KKPI Kelas XI. *Jurnal Nasional Pendidikan Teknik Informatika (JANAPATI)*, 7(1), 33. <https://doi.org/10.23887/janapati.v7i1.12166>
- Fatmawati, A., Nurpahmi, S., & Nur, M. J. A. (2020). Developing Elt Reading Skills Material for Pharmacy At Uin Alauddin Makassar. *Proceedings of the 2nd International Conference on English Language Education (ICONELE) 2020*, 481-498.
- Febraningrum, M. I. N., 7 Suroso, B. (2023). A Content Analysis of English Textbook "English For Nusantara" for 7 Grade Junior High School in Kurikulum Merdeka. *Proceedings Series on Social Sciences & Humanities*, 13, 145-152. <https://doi.org/10.30595/pssh.v13i.897>
- Fitria Hidayat, Muhammad Nizar. (2021) ADDIE (Analysis, Design, Development, Implementation and Evaluation) Model In Islamic Education Learning. *Jurnal Inovasi*

- Ifani, Putri Nurul, Sitti Nurpahmi, and Djuwairiah Ahmad. 2020. "Developing Inquiry Learning Model-Based English Instructional Materials for The Seventh Grade of Junior High School." 2(2):12. doi: 10.24252/elties.v.
- Ineu Sumarsih, Teni Marliyani, Yadi Hadiyansah, Asep Herry Hermawan, Prihantini. (2022). Analisis Implementasi Kurikulum Merdeka di Sekolah Penggerak Sekolah Dasar. *Jurnal Basicedu* Vol. 6 Nomor 5, Hal 8248-8258.
- Kamus Besar Bahasa Indonesia (KBBI) (Online), Diakses Pada tanggal 24 Februari 2021, <https://kbbi.web.id/kembang>,
- Maulida. (2021). Ayat-ayat Al-Qur'an Tentang Kurikulum. Vol 12, No,
- Mayfield, M. (2011). Membuat program pelatihan dan pengembangan: menggunakan metode ADDIE. *Pengembangan dan Pembelajaran dalam Organisasi: An International Journal*, 25 (3), 19-22.
- Nurpahmi.S, et. al. (2022). Integrating Islamic Values into ELT Material for the Eleventh Grade Students of Mahyajatul Qurra' Islamic Boarding School Takalar. *Proceedings of The 2 Nd International Conference on Social and Islamic Studies*, Volume 2, 2022, Online ISSN: 2809-6339, 2(1993), 650-668.
- Okpatrioka, (2023). Research and Development (R & D) Penelitian Yang Inovatif Dalam Pendidikan. *Jurnal Pendidikan, Bahasa dan Budaya* Vol.1, No.1.
- Pindho Anjayani, Drs. Suprpto, M. Hum(2016). Error Analysis on the Use of Prepositions in Students' Writing (A Case Study of the Eleventh Grade Students of SMA Negeri 9 Semarang in the Academic Year of 2014/2015). *Journal of English Language Teaching*.
- Riswakhayuningsih, Tri. 2022. "Pengembangan Alur Tujuan Pembelajaran (ATP) Mata Pelajaran Ilmu Pengetahuan Alam (Ipa) Kelas Vii Smp." *RISTEK: Jurnal Riset, Inovasi Dan Teknologi Kabupaten Batang* 7(1):20-30. doi: 10.55686/ristek.v7i1.123.
- Salsabila, Irmaliya Izzah; JANNAH, Erisya; JUANDA, Juanda. Analisis Modul Ajar Berbasis Kurikulum Merdeka. *Jurnal Literasi Dan Pembelajaran Indonesia*, 2023, 3.1: 33-41.
- Sugiyono. (2013a). *Metode Penelitian Kualitatif dan R and D*. In Bandung: Alfabeta (Vol. 3, Issue April).

- Suhartini, A., Kariadinata, R., & Oneng, . (2020). Mastery Learning Approach and Students' Learning Motivation: Case in Islamic Religious Learning. 105, 141–149.
- Syu'aib, K. (2017). Kurikulum Dalam Pendidikan Islam. Ittihad Jurnal Kopertais Wilayah XI Kalimantan, 15(28), 68–74.
- T. M. Hasan. (2018). Pengembangan Bahan Ajar dan Pembelajaran Program Keagamaan pada Madrasah Aliyah Kabupaten Aceh. *Journal of Islamic Education* Vol. 1, No. 1, 122-144,.
- VHALERY, Rendika; SETYASTANTO, Albertus Maria; LEKSONO, Ari Wahyu. Kurikulum merdeka belajar kampus merdeka: Sebuah kajian literatur. *Research and Development Journal of Education*, 2022, 8.1: 185.
- Wena, M. (2009). Strategi Pembelajaran Inovatif Kontemporer. *Journal of Boromarjonani College of Nursing Suphanburi*, 2(1), 40–54.
- Yassi, A. H., & Kaharuddin, A. (2015). *Syllabus Design for English Language Teaching*. TrustMedia Publishing.
- Yaumi, M. (2023). *Developing ELT Materials For Management Students*. 3 (1).

## APPENDICES

### Appendix 1. Questionnaire for students

#### Petunjuk Pengisian

Kuesioner ini diberikan untuk pengambilan data penelitian skripsi mahasiswa jurusan Pendidikan Bahasa Inggris UIN Alauddin Makassar dan bertujuan untuk mengetahui kebutuhan materi Bahasa Inggris siswa kelas VII di MTsN Gowa tahun akademik 2024-2025. Oleh karena itu, jawablah pertanyaan di bawah ini dengan memberikan tanda centang (√) pada kolom “Tidak Setuju”, “Kurang Setuju”, “Setuju” atau “Sangat Setuju” sesuai keadaan yang kalian hadapi saat belajar Bahasa Inggris di ruang kelas. Saya harap Anda menjawab setiap pertanyaan di bawah ini dengan jujur dan benar-benar sesuai fakta yang kalian alami demi membantu menyelesaikan penelitian ini. Harap anda mengisi instrument ini DENGAN JUJUR berdasarkan apa yang Anda rasakan dengan cara memberi tanda CENTANG (√) pada pilihan yang sesuai.

#### A. Identitas Siswa

Nama :

NIS :

Kelas :

## B. Questionnaire

### Part I: Linguistics Needs

| No                       | Statement   | Answer       |               |        |               |
|--------------------------|---|--------------|---------------|--------|---------------|
|                          |   | Tidak Setuju | Kurang Setuju | Setuju | Sangat Setuju |
| <b>Learning Ability</b>  |   |              |               |        |               |
| 1                        | Saya bisa mendeskripsikan makanan favorit dalam bahasa Inggris                              |              |               |        |               |
| 2                        | Saya bisa menuliskan makanan yang saya suka dan tidak suka menggunakan bahasa Inggris       |              |               |        |               |
| 3                        | Saya bisa menuliskan makanan favorit orang-orang di sekitar saya menggunakan bahasa Inggris |              |               |        |               |
| <b>Learning Priority</b> |   |              |               |        |               |
| 4                        | Saya suka belajar bahasa Inggris  |              |               |        |               |
| 5                        | Saya suka membaca buku tentang mata pelajaran bahasa Inggris                                |              |               |        |               |
| 6                        | Saya suka mendengarkan penjelasan guru tentang pelajaran bahasa Inggris                     |              |               |        |               |
| 7                        | Saya suka mengerjakan tugas bahasa Inggris  |              |               |        |               |
| 8                        | Saya suka diberikan contoh percakapan yang menggunakan bahasa Inggris                       |              |               |        |               |
| 9                        | Saya suka tugas yang bersifat tertulis  |              |               |        |               |
| 10                       | Saya suka tugas bersifat lisan  |              |               |        |               |

### Part II: Learning Needs

| No | Statement | Answer       |               |        |               |
|----|-----------|--------------|---------------|--------|---------------|
|    |           | Tidak Setuju | Kurang Setuju | Setuju | Sangat Setuju |

| <b>Learning Problem</b>  |  |  |  |  |
|--------------------------|--|--|--|--|
| 1                        | Saya tidak mengerti penjelasan yang dijelaskan ibu guru di kelas                 |  |  |  |
| 2                        | Saya tidak mengerti penjelasan yang ada di dalam materi                          |  |  |  |
| 3                        | Saya tidak mengerti makna dari penjelasan ibu guru                               |  |  |  |
| 4                        | Saya tidak mengerti makna teks yang ada di materi                                |  |  |  |
| <b>Learning Attitude</b> |  |  |  |  |
| 5                        | Saya suka materi yang menggunakan gambar untuk belajar                           |  |  |  |
| 6                        | Saya suka bertanya kepada guru ketika ada materi yang tidak saya pahami          |  |  |  |
| 7                        | Saya suka bertanya kepada teman jika ada materi yang tidak dipahami              |  |  |  |
| 8                        | Saya suka membaca kembali materi pelajaran ketika ada materi yang tidak dipahami |  |  |  |
| <b>Learning Style</b>    |  |  |  |  |
| 9                        | Saya suka mendengarkan guru menjelaskan  |  |  |  |
| 10                       | Saya suka belajar sambil bermain   |  |  |  |
| 11                       | Saya suka belajar menggunakan alat peraga  |  |  |  |
| 12                       | Saya suka mengerjakan tugas bersama teman-teman kelompok                         |  |  |  |
| 13                       | Saya suka mengerjakan tugas bersama teman sebangku                               |  |  |  |
| 14                       | Saya suka mengerjakan tugas sendiri  |  |  |  |
| 15                       | Saya suka belajar menggunakan gambar yang berwarna-warni                         |  |  |  |

Source: Adapted from Kaharuddin (2015)



## Appendix 2 The result of Questionnaire

| No                | Statement  | Answer |   |   |    |       |   |   |    |       |   |   |    |       |   |   |    |       |   |   |    |       |   |   |    | Total |    |    |    |    |   |   |
|-------------------|--|--------|---|---|----|-------|---|---|----|-------|---|---|----|-------|---|---|----|-------|---|---|----|-------|---|---|----|-------|----|----|----|----|---|---|
|                   |  | VII 1  |   |   |    | VII 2 |   |   |    | VII 3 |   |   |    | VII 4 |   |   |    | VII 5 |   |   |    | VII 6 |   |   |    | VII   |    |    |    |    |   |   |
|                   |  | SA     | A | D | SD | SA    | A | D | SD | SA    | A | D | SD | SA    | A | D | SD | SA    | A | D | SD | SA    | A | D | SD | SA    | A  | D  | SD |    |   |   |
| Learning Ability  |  |        |   |   |    |       |   |   |    |       |   |   |    |       |   |   |    |       |   |   |    |       |   |   |    |       |    |    |    |    |   |   |
| 1.                | I can describe my favorite food in English                   | 1      | 4 |   |    | 1     | 3 |   |    | 1     | 3 | 2 |    |       | 4 | 1 |    |       | 2 | 1 | 2  |       |   | 2 | 3  |       |    | 13 | 14 | 2  | 1 |   |
| 2.                | I can write down the foods I like and dislike in English     | 1      | 4 |   |    | 2     | 2 |   |    | 1     | 4 | 1 |    |       | 5 |   |    |       | 2 | 2 | 1  |       |   | 2 | 2  |       |    | 1  | 16 | 11 | 1 | 2 |
| 3.                | I can write down the favorite food of people around me       | 2      | 3 |   |    |       | 3 | 1 | 1  | 3     | 1 | 1 |    |       | 4 |   | 1  |       | 2 | 1 | 1  | 1     | 2 | 2 |    |       | 1  | 13 | 10 | 4  | 3 |   |
| Learning Priority |  |        |   |   |    |       |   |   |    |       |   |   |    |       |   |   |    |       |   |   |    |       |   |   |    |       |    |    |    |    |   |   |
| 4.                | I like learning English                                      | 2      | 3 |   |    | 3     |   | 1 | 1  | 3     | 2 |   |    | 3     |   | 2 |    | 2     | 2 | 1 |    |       | 5 |   |    |       | 18 | 7  | 4  | 1  |   |   |
| 5.                | I enjoy reading books about English subject                  | 2      | 3 |   |    | 2     |   | 2 | 1  | 3     | 2 |   |    | 3     |   | 2 |    | 1     | 3 | 1 |    |       | 1 | 2 | 1  | 1     | 12 | 10 | 6  | 2  |   |   |
| 6.                | I like listening to the teacher's explanations about English | 2      | 2 |   | 1  | 2     | 2 |   |    | 1     | 4 | 1 |    |       | 3 | 2 |    |       | 1 | 2 | 2  |       |   | 2 | 2  | 1     |    | 14 | 11 | 3  | 2 |   |
| 7.                | I enjoy doing English assignments                            | 2      | 1 | 2 |    | 3     |   | 2 |    | 3     | 2 |   |    | 3     | 1 |   | 1  | 1     | 1 | 4 |    |       | 1 | 4 |    |       | 13 | 12 | 4  | 1  |   |   |
| 8.                | I like being given example of conversations in English       | 3      | 1 | 1 |    | 2     |   | 2 | 1  | 4     | 1 |   |    | 3     | 1 |   | 1  | 1     | 1 | 2 | 2  |       | 3 | 2 |    |       | 16 | 7  | 5  | 2  |   |   |
| 9.                | I prefer written assignments                                 | 3      | 1 | 1 |    | 2     | 1 | 2 |    | 2     | 3 |   |    | 2     | 2 | 1 |    | 1     | 3 |   | 1  | 2     |   | 1 | 2  | 12    | 10 | 5  | 3  |    |   |   |
| 10.               | I enjoy oral-based assignments                               | 2      | 1 | 2 |    | 1     | 1 | 1 | 2  | 2     | 1 | 2 |    | 1     | 1 | 1 | 2  | 2     | 3 |   |    | 1     | 3 | 1 |    | 9     | 10 | 7  | 4  |    |   |   |
| Learning Problem  |  |        |   |   |    |       |   |   |    |       |   |   |    |       |   |   |    |       |   |   |    |       |   |   |    |       |    |    |    |    |   |   |

|                   |  |   |   |   |   |   |   |   |   |   |   |   |   |   |   |   |   |   |   |   |   |   |   |   |   |    |    |    |    |
|-------------------|--|---|---|---|---|---|---|---|---|---|---|---|---|---|---|---|---|---|---|---|---|---|---|---|---|----|----|----|----|
| 11.               | I do not understand the explanations given by the teacher                    |   |   | 4 | 1 |   | 1 | 1 | 3 | 1 |   | 3 | 1 |   |   | 2 | 3 |   |   | 5 |   |   | 1 | 2 | 2 | 1  | 2  | 17 | 10 |
| 12.               | I do not understand the explanation within the material                      |   |   | 3 | 2 |   |   | 2 | 3 | 1 |   | 3 | 1 |   |   | 1 | 4 |   |   | 2 | 3 |   | 1 | 2 | 2 | 1  | 1  | 13 | 15 |
| 13.               | I do not understand the meaning of the teacher's explanation                 |   | 2 | 2 | 1 |   |   | 1 | 4 | 1 |   | 4 |   |   | 1 | 2 | 2 |   |   | 3 | 2 |   | 1 | 2 | 2 | 1  | 4  | 14 | 11 |
| 14.               | I do not understand the meaning of the text within the material              | 1 | 1 | 2 | 1 |   | 1 | 2 | 2 | 1 |   | 4 |   |   | 1 | 2 | 2 |   |   | 2 | 3 |   | 1 | 2 | 2 | 2  | 4  | 14 | 10 |
| Learning Attitude |  |   |   |   |   |   |   |   |   |   |   |   |   |   |   |   |   |   |   |   |   |   |   |   |   |    |    |    |    |
| 15.               | I like material that use pictures for learning                               | 3 | 2 |   |   | 2 | 1 | 1 | 1 | 2 | 3 |   |   | 4 | 1 |   |   | 4 | 1 |   |   | 2 | 3 |   |   | 17 | 11 | 1  | 1  |
| 16.               | I enjoy asking the teacher when there's material I do not understand         | 3 | 1 | 1 |   | 3 | 2 |   |   | 2 | 3 |   |   | 2 | 2 | 1 |   | 2 | 2 |   | 1 | 1 | 2 | 1 | 1 | 13 | 12 | 3  | 2  |
| 17.               | I enjoy asking my friends if there's material I do not understand            | 3 | 2 |   |   | 4 | 1 |   |   | 2 | 1 | 2 |   | 3 | 2 |   |   | 2 | 2 | 1 |   |   | 2 | 2 | 1 | 14 | 10 | 5  | 1  |
| 18.               | I like rereading lesson materials when there's something I do not understand | 1 | 2 | 2 |   | 2 | 1 | 1 | 1 | 3 | 2 |   |   | 2 | 1 | 1 | 1 | 1 | 3 | 1 |   | 1 | 1 | 1 | 2 | 10 | 10 | 6  | 4  |
| Learning Style    |  |   |   |   |   |   |   |   |   |   |   |   |   |   |   |   |   |   |   |   |   |   |   |   |   |    |    |    |    |

|     |  |   |   |   |  |   |   |   |   |   |   |   |   |   |   |   |   |   |   |   |   |   |   |   |   |    |    |   |   |
|-----|--|---|---|---|--|---|---|---|---|---|---|---|---|---|---|---|---|---|---|---|---|---|---|---|---|----|----|---|---|
| 19. | I enjoy listening to the teacher's explanations      | 3 | 2 |   |  | 2 | 1 | 1 | 1 | 2 | 3 |   |   | 3 | 2 |   |   | 1 | 4 |   |   | 2 | 2 | 1 |   | 13 | 14 | 2 | 1 |
| 20. | I like learning while playing                        | 1 | 2 | 2 |  | 3 | 1 | 1 |   | 1 | 1 | 3 |   | 4 | 1 |   |   | 2 |   | 1 | 2 | 3 | 2 |   |   | 14 | 7  | 7 | 2 |
| 21. | I enjoy learning using visual aids                   |   |   | 5 |  | 1 | 3 |   | 1 | 1 | 4 |   |   | 1 | 3 | 1 |   | 2 | 2 | 1 |   |   | 4 | 1 |   | 3  | 16 | 9 | 2 |
| 22. | I like doing assignments with classmates in groups   | 2 | 1 | 2 |  | 3 | 2 |   |   | 2 | 1 | 1 | 1 | 3 | 2 |   |   |   | 3 | 1 | 1 | 2 | 1 |   | 2 | 12 | 10 | 4 | 4 |
| 23. | I like doing assignments with friends who sit nearby | 1 | 3 | 1 |  | 4 |   | 1 |   | 3 | 1 | 1 |   | 4 | 1 |   |   | 2 | 2 |   | 1 | 3 | 1 |   | 1 | 17 | 8  | 3 | 2 |
| 24. | I like doing assignments on my own                   | 2 | 2 | 1 |  | 1 |   | 3 | 1 | 4 |   | 1 |   | 1 | 3 | 1 |   | 1 | 3 | 1 |   | 2 | 2 | 1 |   | 11 | 10 | 8 | 1 |
| 25. | I enjoy learning using colorful images               | 3 | 1 | 1 |  | 1 | 1 | 3 |   | 2 | 3 |   |   | 4 |   |   | 1 | 2 | 2 |   | 1 | 4 |   |   | 1 | 16 | 7  | 4 | 3 |

**Appendix 3 (Alur Tujuan Pembelajaran)**

School : MTs. Negeri Gowa  
Subject : Bahasa Inggris  
Class/Phase : VII/D  
Academic Year : 2023/2024

**A. English Learning Outcomes for MTs Negeri Gowa Class VII (Phase D)**

By the end of Phase D, students are expected to be able to use spoken, written and visual texts in English to interact and communicate in more diverse contexts and in formal and informal situations, various text types such as narratives, descriptions, procedures, special texts (short messages, advertisements) and original texts are the main references in learning English in this Phase. In this book, the texts that are the focus are descriptive texts, procedures, and short messages. In addition, students are encouraged to use English to discuss and express wishes/feelings. Students are also able to better understand written text and inference skills emerge when understanding implied information. They are able to create structured written and visual texts in English with a wider range of vocabulary by understanding the purpose and audience for their creation.

**Rationale :** These *Alur Tujuan Pembelajaran* and objectives map the English ATP in phase D which is derived from the learning outcomes that have been set. This flow and goal contains six language skills namely listening - speaking, reading - viewing, and writing - presenting. Each of these language skills has certain achievements, all of which lead to the ultimate goal of being able to interact and communicate in English. Then, this phase is divided into three grade levels: 7, 8, and 9. Each level has a different depth and breadth of material context. The flow and learning objectives are based on the Revised Edition of Bloom's Taxonomy, with a genre-based approach. This approach is in line with the purpose of language learning in general, which is to communicate. The process does not merely emphasize grammatical issues. It also provides real opportunities for students to understand how language is constructed and how it is used in various social contexts.

**B. Phase D learning outcomes elements**

| Elements           | Descriptions   |
|--------------------|--|
| Listening-Speaking | By the end of Phase D, students use English to interact and exchange ideas, experiences, interests, opinions and views with teachers, peers and others in an increasing variety of familiar formal and informal contexts. With some repetition and rewording, they comprehend the main ideas and relevant details of discussions or presentations on a variety of general interest topics. They engage in discussion such as giving opinions, making comparisons and stating preferences. They explain and clarify their answers using basic sentence structure and verb tenses.   |
| Reading-Viewing    | By the end of Phase D, students independently read and respond to familiar and unfamiliar texts containing predictable structures and familiar vocabulary. They locate and evaluate main ideas and specific information in texts of different genres. These texts may be in the form of print or digital texts, including visual, multimodal or interactive texts. They identify the purpose of texts and begin to make inference to comprehend implicit information in the text.  |
| Writing-Presenting | By the end of Phase D, students communicate their ideas and experience through simple, organized paragraphs, demonstrating a developing use of specific vocabulary and simple sentence structures. Using models, they plan, create and present informative, imaginative and persuasive texts in simple and compound sentences to structure arguments and to explain or justify a position. They include basic information and detail, and also vary their sentence construction in their writing. Students express ideas in the present, future, and past tenses. They use time markers, adverbs of frequency and common conjunctions to link ideas. Their attempts to spell new words are based on known English letter-sound relationships and they use punctuation and capitalization with consistency. |

| Learning Objectives   | Elements   | Material                                     | Time Allocation | Pancasila Students Profile   | Learning Activity (Mastery Learning Model)  | Need Analysis  |
|---|--|--|-----------------|--|---|--|
| <ol style="list-style-type: none"> <li>1. Students are able to describe favorite food</li> <li>2. Students are able to write favorite and dislikes foods</li> <li>3. Students are able to write the favorite food of people around them.</li> </ol> | Listening –<br>Speaking<br>Reading –<br>Viewing<br>Writing -<br>Presenting | Culinary and Me<br>Unit 1 "My Favorite Food" | 6 JP            | <ul style="list-style-type: none"> <li>• Faith, devotion to God almighty, and noble character</li> <li>• Global diversity</li> <li>• Mutual Cooperation</li> <li>• Independent</li> <li>• Reasoning</li> <li>• Creative</li> </ul> | <p><b>Orientation</b></p> <ol style="list-style-type: none"> <li>1. Teacher reviews the previous material to reflect on students' understanding of the previous learning.</li> <li>2. The teacher conveys the learning objectives to be achieved in the "My Favorite Food" Unit</li> <li>3. The teacher conveys the scope of material and activities to be carried out as well as the process of learning outcomes to be achieved.</li> </ol> | In the early stages of Mastery Learning the orientation begins with a framework on the learning material. In this phase the teacher explains the learning objectives, the tasks to be done, and builds the learners' attitude of responsibility. |

|  |  |  |  |  |   |  |
|--|--|--|--|--|---|--|
|  |  |  |  |  | <p><b>Presentation</b></p> <p>1. Teachers deliver learning materials orally or in presentations</p>                   | <p>Based on the results of the student needs analysis, it can be seen that the majority of grade VII students prefer to listen to the teacher's explanation of English lessons and this is related to the presentation stage in the Mastery Learning model, where the teacher explains new concepts to strengthen students' understanding.</p> |
|  |  |  |  |  | <p>2. The teacher uses visual/audiovisual media (pictures) to explain the learning material.</p>                      | <p>Based on the results of the student needs analysis, they prefer the presentation of material with interesting pictures or in the form of audiovisuals.</p>  |
|  |  |  |  |  | <p>3. The teacher explains the learning material and relates it to objects commonly found around students so that</p> | <p>Based on the students' needs analysis, they prefer to explain the material in a simple way by linking the material with objects commonly encountered in everyday life.</p>  |

|  |  |  |  |  |   |   |
|--|--|--|--|--|---|---|
|  |  |  |  |  | students can more easily understand the learning material.  |   |
|  |  |  |  |  | <b>Structured Training</b>  |   |
|  |  |  |  |  | 1. The teacher explains the steps in completing the task.   | Based on the results of the students' needs analysis, they prefer to complete tasks given by the teacher. Therefore, it is important to pay attention to each step of the assignment. |
|  |  |  |  |  | 2. The teacher asks the students to conduct a forum group discussion to discuss the learning material in order to share understanding or exchange opinions together with friends around them. | Students prefer to discuss with friends around them to exchange understanding related to learning materials.  |
|  |  |  |  |  | 3. The teacher asks some questions related to the topic discussed during  | Based on the results of the needs analysis, there are a small number of students who still do not understand  |



|  |  |  |  |  |  |  |
|--|--|--|--|--|--|--|
|  |  |  |  |  | <p>the group discussion to test the extent of students' understanding of the learning material.</p>  | <p>the material presented. Therefore, teachers must often ask students to test the extent of students' understanding. For this reason, a forum group discussion was formed so that all students were directly involved in the learning process.</p>  |
|  |  |  |  |  | <p>4. The teacher gives feedback and appreciates students' responses and straightens students' answers when the answers given are not correct so that students are more motivated to think critically.</p> | <p>Feedback is one of the factors that can motivate students and increase their confidence in learning. Students will feel appreciated and given feedback on the results of their hard work in the learning process. Therefore, it is important for teachers to provide feedback as one of the supporting factors in the Mastery Learning model.</p> |
|  |  |  |  |  | <p><b>Guided Practice</b><br/>1. The teacher presents the task</p>   | <p>Giving assignments is one of the important things in the Mastery Learning model because the goal is</p>   |

|  |  |  |  |  |   |   |
|--|--|--|--|--|---|---|
|  |  |  |  |  | <p>by giving a quiz that is done using a tablet with attention to time and conducive classroom conditions.</p> <p>2. The teacher explains the procedure for doing the quiz and provides guidance while ensuring that all students understand how to do it.</p> <p>3. The teacher supervises the quiz process evenly to anticipate cheating by students.</p> <p>4. The teacher checks the answers done by the students together and straightens the wrong answers to motivate students</p> | <p>for students to understand the material thoroughly. Presented through a digital platform because it adapts to the needs of students who like learning through media and require content such as attractive images and audiovisuals. So the teacher designs the task in the form of a quiz and is done directly in the classroom, of course, it cannot be separated from the guidance by the teacher who supervises during the quiz giving.</p> |
|--|--|--|--|--|---|---|

|  |  |  |  |  |  |  |
|--|--|--|--|--|--|--|
|  |  |  |  |  | <p>to learn better so that the learning outcomes can be met.</p> <p>5. The teacher gives feedback and appreciation to all students to improve their problem-solving skills and confidence when facing the next task.</p> |  |
|--|--|--|--|--|--|--|

|  |  |  |  |  |  |  |
|--|--|--|--|--|--|--|
|  |  |  |  |  | <b>Self Practice</b> <ol style="list-style-type: none"><li>1. The teacher gives the task independently.</li><li>2. The teacher checks the answers and assesses the students' work.</li></ol> | Independent assignments are given as a measure of student success on the learning material provided and are done independently by students who are done in class or at home according to the situation and conditions. Furthermore, the teacher provides an assessment as a form of appreciation for the enthusiasm of students in doing the task. |
|--|--|--|--|--|--|--|

## Appendix 4 Module for Junior High School/MTs

### ENGLISH TEACHING MODULE FOR JUNIOR HIGH SCHOOL/MTs

#### A. General Information

|                            |  |
|----------------------------|--|
| Model Code                 | English D.VII  |
| Compiler/Year              | Baiq Nurul Aviat/2024  |
| Class/Achievement Phase    | VII/Phase D  |
| Elements/Topic             | Writing-Presenting<br>Speaking-Listening   |
| Time Allocation            | 3 x 2 Meetings (6 x 40 Minutes)  |
| Pancasila Students Profile | <ul style="list-style-type: none"> <li>• Have faith, defotion to God Almighty, and Noble character</li> <li>• Global Diversity</li> <li>• Mutual cooperation</li> <li>• Independent</li> <li>• Critical Reasoning</li> <li>• Creative</li> </ul> |
| Infrastructure             | Laptop/smartphone,LCD, Proyektor, Whiteboard, Book.  |
| Students Target            | Regular/typical: general, no difficulty in digesting and understanding the teaching material.  |
| Learning Model             | Mastery Learning   |
| Learning Mode              | Face to face   |

#### B. Core Components

##### 1. Learning Objectives

- Students are able to write their favorite and not favorite foods.
- Students are able to describe a person's favorite food, drink, snack, texture and taste.

##### 2. Sparking Questions

- Do you have a favorite food?
- Can you describe someone's favorite food?

##### 3. Learning Preparation

- Prepare teaching materials/materials
- Prepare tools and materials
- Prepare the assessment rubric
- Setting up assessment tools

#### 4. Learning Materials

Chapter 2 Culinary and Me

Unit 1 “My Favorite Food”

#### 5. Learning Activities

Initial Activities

- The teacher asks the class leader to open the class with greetings and prayers.
- The teacher checks the readiness of the students, takes attendance, tidiness of clothes, position, and seat of the students.
- The teacher gives ice breaking/welcoming sound to arouse students' enthusiasm before starting the lesson.
- The teacher introduces the title of the topic to be discussed
- The teacher asks the students to recite the integrated verse related to the learning topic that has been prepared by the teacher.
- The teacher conveys the objectives to be achieved in the "My Favorite Food" unit.
- The teacher introduces the topic to be discussed by asking questions related to the food that the learners like and dislike.

#### The First Meeting

Core Activities

- The teacher asks the students to mention the foods they like and dislike.
- The teacher asks the students to name the picture in picture 1.2.
- The teacher explains to the students the difference between main meals (breakfast, lunch, dinner), meals (heavy and light) and drinks.
- The teacher asks the students to write the types of food according to their categories in practice 1.
- The teacher asks the students to make a discussion group of 4 groups.
- The teacher asks the students to look at the conversation between Galang and Monita.
- The teacher plays the audio on the Comic Strip and asks the students to listen carefully to the conversation between Galang and Monita.
- Students are given the opportunity to discuss with their group friends regarding the conversation between Galang and Monita. After students understand the pictures and listen to the content of the conversation, the teacher asks each group to describe

what they know related to the material and answer the questions in practice 2.

- The teacher discusses the answers in practice 2 with the learners and straightens the answers that are not correct.
- The teacher explains the next material and plays the audio on the comic strip Part 1 Monita's family lunch.
- The teacher gives instructions to the loyal groups to do practice 3 according to the time given.
- The teacher discusses the answers to practice 3 with the learners and corrects any incorrect answers.

### **The Second Meeting**

- The teacher asks again about the material learned in the previous meeting to check the students' level of understanding.
- The teacher gives instructions for students to sit according to the groups in the previous meeting.
- The teacher asks the students to listen carefully to the audio on Comic strip part 2 Monita's family lunch.
- The teacher asks the students to answer the questions in practice 4 together with their groups.
- The teacher discusses the answers in practice 4 by throwing questions to each group randomly.
- The teacher asks the students to sit back to their respective places and pay attention to the teacher's direction regarding the next task.
- The teacher explains food texture and flavor in picture 1.3.
- The teacher explains the material related to asking and giving information about someone's favorite food in table 1.
- The teacher asks the students to do practice 5 in pairs to get information about their close friends' favorite and disliked foods.
- The teacher asks the students to do practice 6 (quiz) which is done individually and instructs the students on how to take the quiz.
- The teacher discusses the quiz answers together and checks incorrect answer by the students as a form of feedback.
- The teacher appreciates the students' hard work in doing the quiz by asking them to clap their hands.
- The teacher instructs the students to do practice 7 and 8 at home by asking people around them about their favorite and disliked foods.

Closing Activities

- The teacher summarizes the learning by asking students to express their opinions related to the learning material that has been implemented.
- The teacher evaluates students regarding the material that has been learned by asking several questions and providing opportunities to ask questions to students who feel they still do not understand the material or assignments given.
- The teacher and students close the activity with prayer and greetings.

#### 6. Assessment Plan

Learners do structured assignments in the book.

#### 7. Enrichment and Remedial

##### Enrichment

- Enrichment is given to broaden the learners' knowledge related to learning materials given to learners who have completed the learning objectives.
- Enrichment can be billed or not billed, according to agreement with students.
- Based on the results of the assessment analysis, learners who have achieved learning completeness are given enrichment learning activities to expand or deepen the material.

##### Remedial

- Remedial is given to learners who have not completed the learning objectives.
- Teachers provide motivation to students who have not completed.
- Teachers will provide assignments for students who have not reached the stage of completeness in the form of relearning, individual guidance, or group learning, as well as the use of peer tutors for students who have not reached learning completeness according to the results of the assessment analysis.

#### 8. Teacher's Reflection

- Are learning activities successful?
- How many percent of students achieve their goals?
- What do you think works?
- What difficulties do teachers and students experience?
- What steps need to be taken to improve the learning process?
- Do all students follow the learning process well?

#### 9. Student Reflections

- Which part of this lesson do you think is the most difficult?
- What will you do to improve your learning outcomes?
- To whom will you turn for help to understand this lesson?
- What part of this learning do you find enjoyable?



### Appendix 5 Validation result of (*Alur Tujuan Pembelajaran*)

#### INSTRUMEN VALIDASI ALUR TUJUAN PEMBELAJARAN (ATP)

Nama Peneliti : Baiq Nurul Aviat  
 Nama Sekolah : MTsN Gowa  
 Nama Guru : Jumiati, S.Pd.  
 Mata Pelajaran : Bahasa Inggris  
 Tahun Ajaran : 2023/2024

| No.  | Komponen/Indikator  | Skor |   |   |   |
|--|---|------|---|---|---|
|  |   | 1    | 2 | 3 | 4 |
| 1  | <b>Identitas</b><br>ATP memuat nama sekolah, nama mata pelajaran, kelas/fase.   |      |   |   | ✓ |
| 2  | <b>Capaian Pembelajaran</b><br>Memuat capaian pembelajaran secara lengkap sesuai dengan Keputusan Kepala BSKAP No.008/KR/2022 (rasional mata pelajaran secara singkat, tujuan mata pelajaran, karakteristik mata pelajaran dan capaian pembelajaran dalam satu fase). |      | ✓ |   |   |
| 3  | <b>Tujuan Pembelajaran</b><br>Tujuan pembelajaran memuat kompetensi sikap, pengetahuan, dan keterampilan dan memuat konten sesuai dengan capaian pembelajaran.  |      |   | ✓ |   |
| 4  | <b>Alokasi Waktu</b><br>Memuat alokasi waktu dengan jumlah sama dengan jumlah jam intrakurikuler pertahun.  |      |   |   | ✓ |
| 5  | <b>Materi Pembelajaran</b><br>Memuat materi pembelajaran yang esensial sesuai dengan capaian pembelajaran.  |      |   |   | ✓ |
| 6  | <b>Lain - Lain</b><br>a. Memuat metode/model pembelajaran<br>b. Penilaian/asesmen yang dapat menilai sikap, pengetahuan, dan keterampilan<br>c. Sumber belajar<br>d. Glosarium (opsional)   |      |   |   |   |
| Jumlah skor  |   |      |   |   |   |
| $\text{Nilai} = (\text{Total skor}/24) \times 100$ |   |      |   |   |   |
| Kriteria   |   |      |   |   |   |

**Saran:**

- Elemen keterampilan juga dimasukkan.
- Rincian Mapel Elemen cp agar disematkan dgn kepujian paraf.
- Masukkan juga 1 kolom untuk model pembelajarannya.

Diadaptasi dari Riswakyuningsih (2022)

Keterangan:

- 1 : Kurang
- 2 : Cukup
- 3 : Baik
- 4 : Amat Baik

Samata,  
Validator I

2024

Dr. Sitti Nurpahmi, S.Pd., M.Pd.

**INSTRUMEN VALIDASI**  
**ALUR TUJUAN PEMBELAJARAN (ATP)**

Nama Peneliti : Baiq Nurul Aviat  
 Nama Sekolah : MTsN Gowa  
 Nama Guru : Jumiati, S.Pd.  
 Mata Pelajaran : Bahasa Inggris  
 Tahun Ajaran : 2023/2024

| No.  | Komponen/Indikator  | Skor |   |   |   |
|--|---|------|---|---|---|
|  |   | 1    | 2 | 3 | 4 |
| 1  | <b>Identitas</b><br>ATP memuat nama sekolah, nama mata pelajaran, kelas/fase.   |      |   |   | ✓ |
| 2  | <b>Capaian Pembelajaran</b><br>Memuat capaian pembelajaran secara lengkap sesuai dengan Keputusan Kepala BSKAP No.008/KR/2022 (rasional mata pelajaran secara singkat, tujuan mata pelajaran, karakteristik mata pelajaran dan capaian pembelajaran dalam satu fase). |      |   |   | ✓ |
| 3  | <b>Tujuan Pembelajaran</b><br>Tujuan pembelajaran memuat kompetensi sikap, pengetahuan, dan keterampilan dan memuat konten sesuai dengan capaian pembelajaran.  |      |   | ✓ |   |
| 4  | <b>Alokasi Waktu</b><br>Memuat alokasi waktu dengan jumlah sama dengan jumlah jam intrakurikuler pertahun.  |      |   |   | ✓ |
| 5  | <b>Materi Pembelajaran</b><br>Memuat materi pembelajaran yang esensial sesuai dengan capaian pembelajaran.  |      |   |   | ✓ |
| 6  | <b>Lain - Lain</b><br>a. Memuat metode/model pembelajaran<br>b. Penilaian/asesmen yang dapat menilai sikap, pengetahuan, dan keterampilan<br>c. Sumber belajar<br>d. Glosarium (opsional)   |      |   |   | ✓ |
| Jumlah skor<br>Nilai = (Total skor/24) x 100 |   |      |   |   |   |
| Kriteria                                     |   |      |   |   |   |

**Saran:**

Diadaptasi dari Riswakyuningsih (2022)

Keterangan:

- 1 : Kurang
- 2 : Cukup
- 3 : Baik
- 4 : Amat Baik

Samata, 2024  
Validator II



Subhan Rahmat, S.Pd., M.Pd.

## Appendix 6 Validation result of Module

### Validation Checklist for the Module

Name : Baiq Nurul Aviat  
Id Number : 20400120061

| Statement   | Score |   |   |         |
|---|-------|---|---|---------|
|   | 1     | 2 | 3 | 4       |
| <b>1. Cover design</b>  | _____ |   |   | merge ✓ |
| 1.1 The cover is attractive to the learners   |       |   |   | ✓       |
| <b>2. Layout</b>  | _____ |   |   | merge.  |
| 2.1 The layout is clear for learners  |       |   |   | ✓       |
| 2.1 The layout is attractive to the learners  |       |   |   | ✓       |
| <b>3. Instructional objectives</b>  | _____ |   |   | merge.  |
| 3.1 The instructional objectives are clear  |       |   |   | ✓       |
| 3.2 The instructional objectives are understandable   |       |   |   | ✓       |
| 3.3 The instructional objectives ordered appropriately  |       |   |   | ✓       |
| 3.4 The instructional objectives reflect to the topic   |       |   |   | ✓       |
| <b>4. Organization of material</b>  | _____ |   |   | merge.  |
| 4.1 The materials are organized attractively  |       |   |   | ✓       |
| 4.2 The organization of material in the form of units is appropriate                                |       |   | ✓ |         |
| 4.3 The materials are organized in logically ordered tasks  |       |   |   | ✓       |
| 4.4 The themes and topics are relevant to the learning material in each basic competency.           |       |   |   | ✓       |
| 4.5 They are arranged in a logical sequence on the basis of topic or theme following the indicators |       |   |   | ✓.      |
| 4.6 The material cover a variety of topics and situation following the indicators                   |       |   |   | ✓       |

|           |   |             |   |   |   |
|-----------|---|-------------|---|---|---|
| 4.7       | The material have already represented the indicators  |             |   |   | ✓ |
| 4.8       | The materials are organized in logically ordered tasks following the blueprint  |             |   |   | ✓ |
| 4.9       | The material are appropriate with the structure of mastery learning model   |             |   |   | ✓ |
| 4.10      | The material consist of the subject matters   |             |   |   | ✓ |
| 4.11      | The material compiled based on the mastery learning model and can increase the students' motivation                           |             |   |   | ✓ |
| <b>5.</b> | <b>Systematic Content of English</b>  | _____ Merge |   |   |   |
| 5.1       | The integrated skills are appropriate to the student level and needs.   |             |   |   | ✓ |
| 5.2       | There are three subject matters (social function, structure text, and linguistics element) in each basic competency.          |             | ✓ |   |   |
| 5.3       | The structure of arranging the materials following the mastery learning model   |             |   | - | ✓ |
| <b>6.</b> | <b>Activities/ Exercises/ Tasks</b>   |             |   |   |   |
| 6.1       | The activities, exercises and tasks are interesting.  |             |   | ✓ |   |
| 6.2       | The activities, exercises and task are aimed in developing student comprehension.   |             |   |   | ✓ |
| 6.3       | They provide for a real world use of language in daily lives.   |             |   |   | ✓ |
| 6.4       | The situations of the activities, exercises and tasks in each subject matter are appropriate to the learner's level and need. |             |   |   | ✓ |
| 6.5       | The activities, exercises and tasks provide for varying learning arrangement like pairs and working in group.                 |             |   |   | ✓ |
| 6.6       | The activities, exercises and tasks focus on student's comprehension for each indicator.                                      |             |   |   | ✓ |
| 6.7       | The instruction for the activities, exercises and tasks are simple and clear.   |             |   |   | ✓ |

|               |  |  |  |  |   |
|---------------|--|--|--|--|---|
| 6.8           | The activities, exercises and tasks allow for the teacher's initiative to modify the activities. |  |  |  | ✓ |
| 6.9           | The activities, exercises and tasks instructions are clear and structured                        |  |  |  | ✓ |
| <b>Total:</b> |  |  |  |  | = |

**Suggestion:**

- Font <sup>gdb</sup> disamakan.
- Ada font yg tidak dapat terecan.  
barcode
- Adapun saran lain, silahkan dibuka do modalnya.

Source: adapted from Kaharuddin (2015)

## Scoring scale:

- 1 = Not valid
- 2 = Less valid
- 3 = Valid
- 4 = Very valid

Samata, 2024  
Validator I

Dr. Sitti Nurpahmi, S.Pd., M.Pd.

### Validation Checklist for the Module

Name : Baiq Nurul Aviat

Id Number : 20400120061

| Statement   | Score |   |   |   |
|---|-------|---|---|---|
|   | 1     | 2 | 3 | 4 |
| <b>1. Cover design</b>  |       |   |   |   |
| 1.1 The cover is attractive to the learners   |       |   |   | ✓ |
| <b>2. Layout</b>  |       |   |   |   |
| 2.1 The layout is clear for learners  |       |   |   | ✓ |
| 2.1 The layout is attractive to the learners  |       |   |   | ✓ |
| <b>3. Instructional objectives</b>  |       |   |   |   |
| 3.1 The instructional objectives are clear  |       |   | ✓ |   |
| 3.2 The instructional objectives are understandable   |       |   |   | ✓ |
| 3.3 The instructional objectives ordered appropriately  |       |   |   | ✓ |
| 3.4 The instructional objectives reflect to the topic   |       |   | ✓ |   |
| <b>4. Organization of material</b>  |       |   |   |   |
| 4.1 The materials are organized attractively  |       |   |   | ✓ |
| 4.2 The organization of material in the form of units is appropriate                                |       |   |   | ✓ |
| 4.3 The materials are organized in logically ordered tasks  |       |   |   | ✓ |
| 4.4 The themes and topics are relevant to the learning material in each basic competency.           |       |   | ✓ |   |
| 4.5 They are arranged in a logical sequence on the basis of topic or theme following the indicators |       |   |   | ✓ |
| 4.6 The material cover a variety of topics and situation following the indicators                   |       |   |   | ✓ |



|   |   |  |   |  |   |
|---|---|--|---|--|---|
| 4.7                                     | The material have already represented the indicators  |  |   |  | ✓ |
| 4.8                                     | The materials are organized in logically ordered tasks following the blueprint  |  |   |  | ✓ |
| 4.9                                     | The material are appropriate with the structure of mastery learning model   |  |   |  | ✓ |
| 4.10                                    | The material consist of the subject matters   |  | ✓ |  |   |
| 4.11                                    | The material compiled based on the mastery learning model and can increase the students' motivation                           |  |   |  | ✓ |
| <b>5. Systematic Content of English</b> |   |  |   |  |   |
| 5.1                                     | The integrated skills are appropriate to the student level and needs.   |  | ✓ |  |   |
| 5.2                                     | There are three subject matters (social function, structure text, and linguistics element) in each basic competency.          |  |   |  | ✓ |
| 5.3                                     | The structure of arranging the materials following the mastery learning model   |  | ✓ |  |   |
| <b>6. Activities/ Exercises/ Tasks</b>  |   |  |   |  |   |
| 6.1                                     | The activities, exercises and tasks are interesting.  |  |   |  | ✓ |
| 6.2                                     | The activities, exercises and task are aimed in developing student comprehension.   |  |   |  | ✓ |
| 6.3                                     | They provide for a real world use of language in daily lives.   |  |   |  | ✓ |
| 6.4                                     | The situations of the activities, exercises and tasks in each subject matter are appropriate to the learner's level and need. |  |   |  | ✓ |
| 6.5                                     | The activities, exercises and tasks provide for varying learning arrangement like pairs and working in group.                 |  |   |  | ✓ |
| 6.6                                     | The activities, exercises and tasks focus on student's comprehension for each indicator.                                      |  |   |  | ✓ |
| 6.7                                     | The instruction for the activities, exercises and tasks are simple and clear.   |  |   |  | ✓ |

|               |  |  |  |   |   |
|---------------|--|--|--|---|---|
| 6.8           | The activities, exercises and tasks allow for the teacher's initiative to modify the activities. |  |  | ✓ |   |
| 6.9           | The activities, exercises and tasks instructions are clear and structured                        |  |  |   | ✓ |
| <b>Total:</b> |  |  |  | = |   |

**Suggestion:**

Source: adapted from Kaharuddin (2015)

Scoring scale:

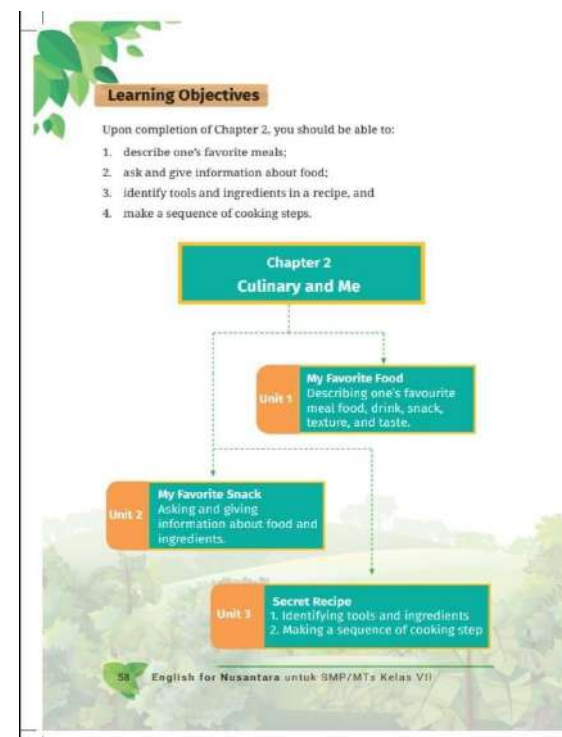
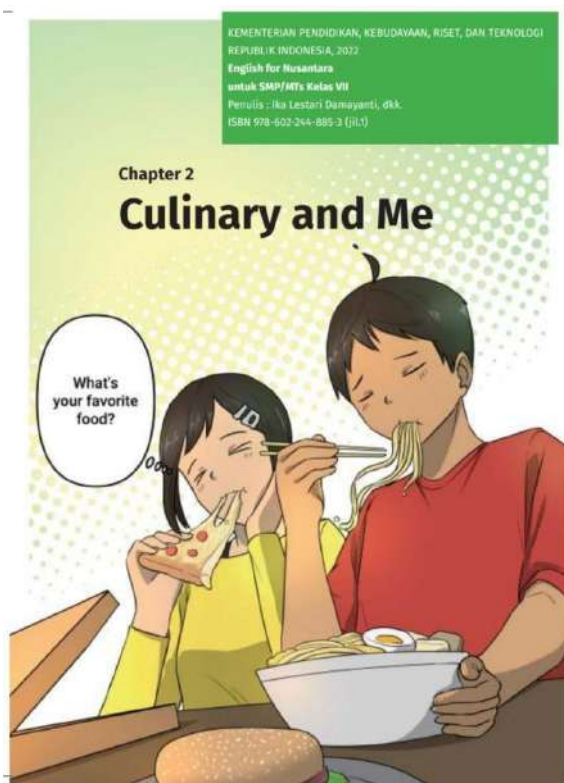
- 1 = Not valid
- 2 = Less valid
- 3 = Valid
- 4 = Very valid

Samata, 2024  
Validator II



Subhan Rahmat, S.Pd., M.Pd.

## Appendix 7 The book before development



**Unit 1. My Favorite Food**



Picture 2.1 Monita's favorite food

**Section 1 – Say What You Know**

a. Are you familiar with these kinds of food and drinks? Tick the kinds of food and drinks that you have ever eaten and drunk. See the **Wordbox**.



Worksheet 2.1

b. Write the kinds of food and drinks in Worksheet 2.1. at the appropriate categories. See the **Wordbox**.

|           |  |
|-----------|--|
| Main meal |  |
| Snack     |  |
| Drink     |  |

Worksheet 2.2

c. What are your favorite food and drink? Write your answers in **Worksheet 2.3**.

|           |  |
|-----------|--|
| Main meal |  |
| Snack     |  |
| Drink     |  |

Worksheet 2.3

**Did You Know?**

Indonesia has abundant kinds of food due to its variety of ethnic groups and cultures. This gives different flavors and tastes in different places. Some kinds of food are popular across the country such as Rendang, Satay, Nasi Goreng, Bakso, and Soto. These kinds of food are also popular around the world. Find out more in <https://www.gamania.com/best-seller/makanan-luar-negeri-yang-membawa>.

Section 2 – Reading

- a. Read and Listen to Monita and Galang are talking about their favorite food and drinks. See the **Wordbox**.



Comic strip 2.1 Part 1 Monita and Galang's favorite meals



Comic strip 2.1 Part 2 Monita and Galang's favorite meals

- b. Circle the correct words to complete the sentences. Number one has been done for you.

1. Monita loves ... for snacks.  
 a. Banana Fritters  
 b. Fried rice.

2. Galang and Monita like ...  
 a. Banana fritters  
 b. Donuts

3. Galang is having breakfast ...  
 a. At home  
 b. At school

4. Galang has ... to drink.  
 a. Water  
 b. Sweet tea

Worksheet 2.4

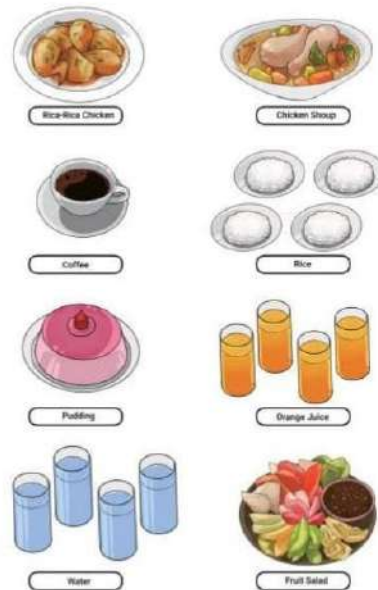
## Section 3 - Your Turn: Listening

- a. Monita is having lunch with her family. Listen to their conversation in Audio 2.2. See the Wordbox.



Comic strip 2.2 Part 1 Monita's family lunch

b. Listen again to **Audio 2.2**. Identify food and drinks that are not on Monita's dining table. Circle the words on **Worksheet 2.5**.



Worksheet 2.5

c. Listen to the rest of the conversation in **Audio 2.3**. See the **Wordbox**.



Comic strip 2.2 Part 2 Monita's family lunch

d. Draw a line from each taste to the food.

Rice-rice chicken

Rice

Fruit salad

Pudding

Orange juice

Sweet

Sour

Spicy

Plain

Savory

Worksheet 2.6

Section 4 - Speaking

a. Here are some kinds of food with their textures and tastes. Listen to Audio 2.4 and repeat the sentences. See the Wordbox.

Rice-rice chicken

Iced-sweet tea

Coffee without sugar

Rice

Dried fish

It's spicy and greasy.

It's cold and sweet.

It's bitter.

It's plain and sticky.

It's crunchy and salty.

Picture 2.2 Kinds of Food



b. Think of at least two kinds of food and two kinds of drinks that have the following textures and tastes.

**Texture**

sticky  
crunchy  
crispy

greasy  
salty  
savory

**Taste**

spicy  
salty  
sweet  
plain

sour  
bitter  
cold

c. Say the food and drinks and their descriptions of texture and taste to the class. Number one has been done for you.

1. It's tea with sugar. It's sweet.  
 2. \_\_\_\_\_  
 3. \_\_\_\_\_  
 4. \_\_\_\_\_  
 5. \_\_\_\_\_

Worksheet 2.7

**Section 5 - Speaking**

a. Here are some expressions for asking and giving information about someone's favorite food. Listen to **Audio 2.5** and repeat.

**Table 2.1**

| Questions                    | Responses  |
|------------------------------|--|
| What food/drink do you like? | I love corn soup. It's creamy.<br>I like fruit salad. It's sour and spicy from the fruits and the sauce. |
| Do you like fried fish?      | Yes, I like it very much. It's tasty.<br>No, I don't like it. It's greasy.                               |

b. Make a list of your favorite food and drinks. Ask your friend if she/he likes the same food. Write **Yes** if she/he likes it and **No** if she/he doesn't like it. Listen to the **Audio 2.5** for example.



| No | Main Meal/Snacks/Drinks | Like/Don't Like |
|----|-------------------------|-----------------|
| 1. |                         |                 |
| 2. |                         |                 |
| 3. |                         |                 |
| 4. |                         |                 |
| 5. |                         |                 |

Worksheet 2.8

Section 6 – Your Turn: Speaking

- a. Listen to Audio 2.6 to the conversation between Andre and Galang. See the Wordbox.



Comic strip 2.3 Andre and Galang favorite food.

- b. Practice the conversation with your friend.

- c. Write the food and drinks you like and you don't like in the table below.

|           | Food and Drink |            |
|-----------|----------------|------------|
|           | I like         | Don't Like |
| Main Meal |                |            |
| Snacks    |                |            |
| Drinks    |                |            |

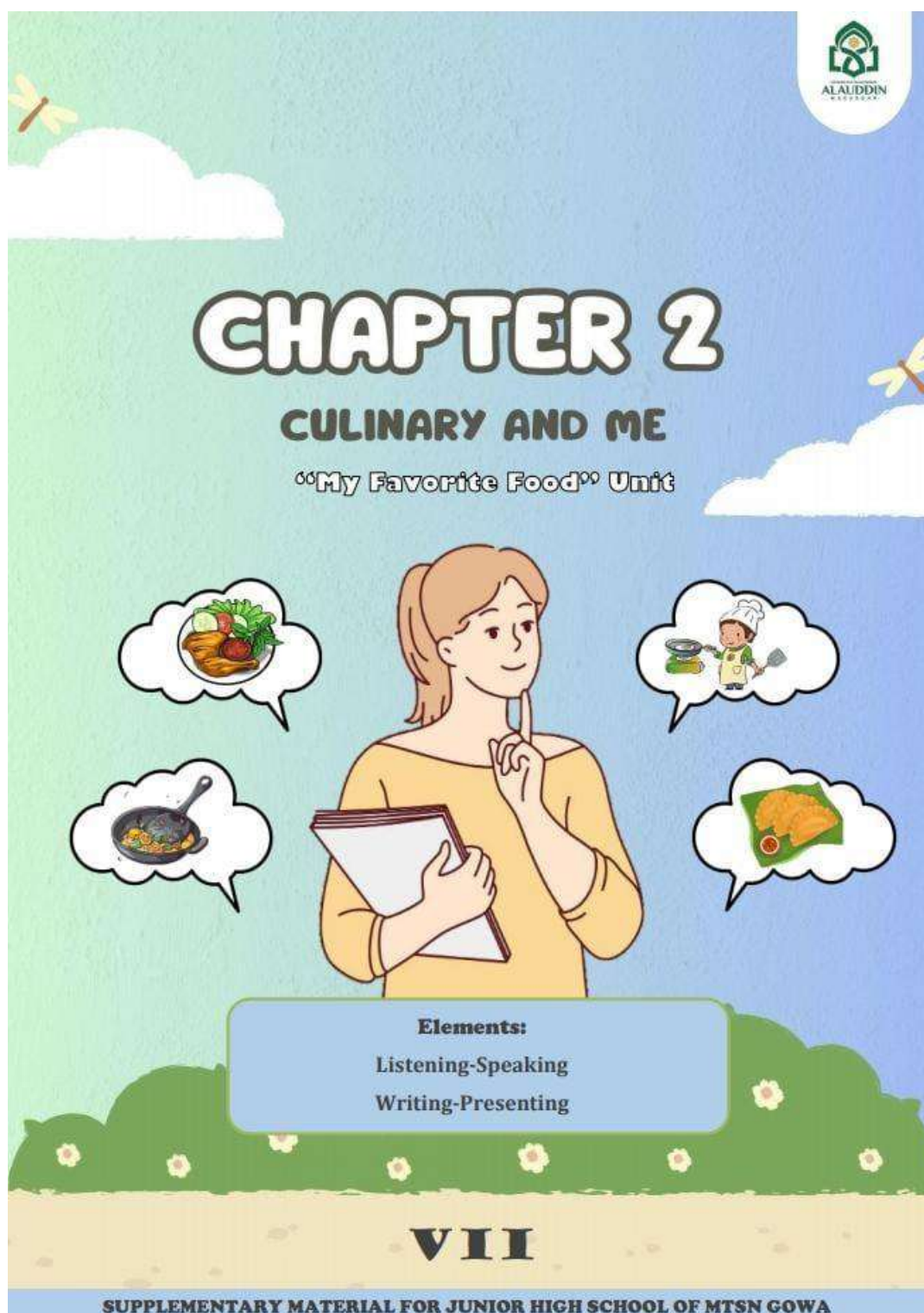
Worksheet 2.9

- d. Talk about some food and drinks you like and don't like with your friend. You can use the expressions in Section 3 and Section 4.



Picture 2.3 I like it! vs I don't like it.

## Appendix 8 The book after development





## CHAPTER 2 CULINARY AND ME

### Unit 1 My Favorite Food

#### Learning Achievements

By the end of Phase D, students are expected to be able to use spoken, written, and visual texts in English to interact and communicate in more diverse contexts in formal and informal situations, various texts types such as narratives, descriptions, procedures, special texts (short messages, advertisements) and original texts are the main references in learning English in this Phase. In this book, the texts that are the focus are descriptive texts, procedures, and short messages. In addition, students are encouraged to use English to discuss and express wishes/feelings. Students are also able to better understand written text and inference skills emerge when understanding implied information. They are able to create structured written and visual texts in English with a wider range of vocabulary by understanding the purpose and audience for their creation.

#### Language Features

- Verbs : be affirmative, negative, interrogative, short answer.
- Use pronoun: singular and plural.
- Vocabulary: foods, meals, speeds, eating activities, tastes, and textures.

#### Elements

- Listening and Speaking
- Writing and Presenting



## Orientation

### Learning Objectives

In this unit, students will learn how to describe their favorite food, write down their likes and dislikes, describe the texture and taste of food, and learn vocabulary for asking and giving information about one's favorite foods.



### Sparking Questioning

- Do you have a favorite food ?
- Can you describe someone's favorite food ?



### Presentation

This is my favorite food. There's chocolate pudding and rica-rica chicken. Do you have a favorite food? Tell me what your favorite food?



Picture 1.1

Are you familiar with these kinds of food and drinks? Tell the foods you have eaten and drunk according to the picture below!



Picture 1.2



Please write down the name of food you usually eat according to its category !

| Main meal | Snack | Drink |
|-----------|-------|-------|
|           |       |       |

Practice 1

Did you know ? Indonesia has abundant kinds of food due to its variety of ethnic groups and cultures. This gives different flavors and tastes in different places. Some kinds of food are popular across the country such as Rendang, Satay, Nasi Goreng, Bakso, and Soto. These kinds of food are also popular around the world.





### Structured Training

Look at the picture of the conversation between Galang and Monita, listen carefully to the audio. Please scan QR code to listen the audio ! After that, discuss what they discussed with your group friends.







After discussing with your group, please answer the questions below !

### Practice 2

1. Monita loves..... for snack
  - a. Banana fritters
  - b. Fried Rice
  - c. Meatball
  - d. Chocolate Pudding
2. Galang and Monita like.....
  - a. Donuts
  - b. Banana fritters
  - c. Cake
  - d. Fruit Salad
3. Galang is having breakfast at.....
  - a. Home
  - b. School
  - c. Hospital
  - d. Market
4. Galang has.....to drink
  - a. Water
  - b. Sweet tea
  - c. Orange juice
  - d. Milk





To answer practice 3 please discuss with your group Monita's family conversation. Pay attention to what Monita and her family discuss. Please scan the QR code to listen the audio !





Work on the question below with your group. Please identify the food and drinks that are not on Monita's dining table.



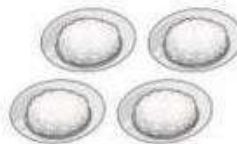
Rica-Rica Chicken



Chicken Soup



Coffee



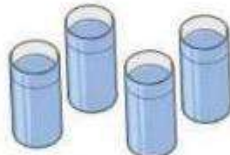
Rice



Pudding



Orange Juice



Water



Fruit Salad

Practice 3




### Guided Practice

Please scan QR code to listen part 2 of Monita's family lunch conversation !



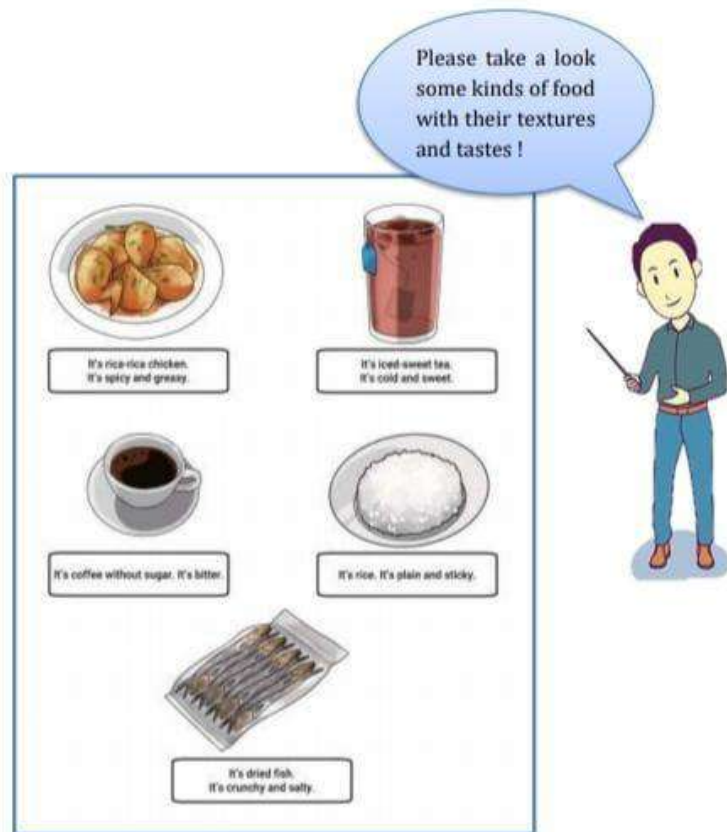


After listening to the audio in picture 1.6. Please answer the question below with your group mates. If you don't understand, please ask the teacher to repeat the instructions !



#### Practice 4





Picture 1.3



### Texture and taste of food

#### Texture

sticky  
crunchy  
crispy

greasy  
salty  
savory

#### Taste

spicy  
salty  
sweet  
plain

sour  
bitter  
cold

Here are some expressions for asking and giving information about someone's favorite food



| Question  | Responses   |
|---|---|
| <ul style="list-style-type: none"> <li>What food/drink do you like ?</li> </ul> | <ul style="list-style-type: none"> <li>I love corn soup. It's creamy</li> <li>I like fruit salad. It's sour and spicy from the fruits and the souce.</li> </ul> |
| <ul style="list-style-type: none"> <li>Do you like fried fish ?</li> </ul>      | <ul style="list-style-type: none"> <li>Yes. I like it very much. It's tasty</li> <li>No, I don't like it. It's greasy</li> </ul>                                |

Table 1



Make a list your favorite food and drink. Ask your friend if she/he likes the same food. Write "Yes" if she likes it and "No" if she/he doesn't like it.



| No | Main Meal/Snacks/Drinks | Like/Don't Like |
|----|-------------------------|-----------------|
| 1. |                         |                 |
| 2. |                         |                 |
| 3. |                         |                 |
| 4. |                         |                 |
| 5. |                         |                 |

Practice 5





Please scan the QR code to access the quiz !



Practice 6




### Self-Practice

Please ask your family members about their favorite food and drinks. Ask them about the food and drinks texture and tastes !

| No. | Family Member | Favorite       |                |
|-----|---------------|----------------|----------------|
|     |               | Food:          | Drink:         |
| 1.  |               | Texture/Taste: | Texture/Taste: |
|     |               | Food:          | Drink:         |
| 2.  |               | Texture/Taste: | Texture/Taste: |
|     |               | Food:          | Drink:         |
| 3.  |               | Texture/Taste: | Texture/Taste: |
|     |               | Food:          | Drink:         |
|     |               | Texture/Taste: | Texture/Taste: |

Practice 7

Please describing here the foods that your family likes and dislikes. Make it some form of the sentence !



1. My father likes \_\_\_\_\_
2. My mother likes \_\_\_\_\_
3. My sister doesn't like \_\_\_\_\_
4. My sister likes \_\_\_\_\_
5. \_\_\_\_\_

Practice 8



## Learning Journal

Name :

Unit :



Rate yourself by drawing an emoji next to each statement !



Very well



Ok



Not so well

- I can describe people's favorite meal
- I can describe the texture and taste of food
- I can ask and give information about people's favourite meal.

I learned this new words

Ex :

- snack
- .....
- .....
- .....





## Glossary



|  |
|--|
| Fried Rice = Nasi goreng                             |
| Fried Fish = Ikan goreng                             |
| Sweet Tea = Teh manis                                |
| Main meal = Makanan utama                            |
| Breakfast = Sarapan                                  |
| Lunch = Makan siang                                  |
| Dinner = Makan malam                                 |
| Banana fritters = Pisang goreng                      |
| What are you having ? = Apa yang kamu punya ?        |
| I woke up late = Aku bangun kesiangan                |
| Chew your food slowly = Kunyah makananmu pelan-pelan |
| Promotion = Promosi                                  |
| Delicious = Enak                                     |
| What are celebrating = Apa yang kita rayakan         |
| Taste = Rasa   |
| Plain = Hambar                                       |
| Spicy = Pedas  |
| Savory = Gurih                                       |
| Sour = Kecut   |
| Soft = Lembut  |
| Crunchy = Garing                                     |
| Sticky = Lengket                                     |
| Greasy = Berminyak                                   |
| Bitter = Pahit                                       |
| Salty = Asin   |

### Appendix 9 Documentation





## CURRICULUM VITAE



Baiq Nurul Aviat was born in Mamuju on April 1, 2002 as the first child of Lalu Bahri and Baiq Nurhasanah. She has two younger sisters named Baiq Avdilla Shopiyana and Baiq Liana Nazeta. Baiq Nurul Aviat's education began in 2007 when she entered Melati Bunde Kindergarten. In 2008, she continued to Inpres Bunde Elementary School and completed her primary education in 2014. After graduating from elementary school, Baiq Nurul Aviat continued her education at SMPN 1 SAMPAGA until 2017, then continued to SMAN 1 SAMPAGA and graduated in 2020. After completing high school education, Baiq Nurul Aviat continued her studies at UIN Alauddin Makassar at the Faculty of Tarbiyah and Keguruan with the English Education study program and completed her education in 2024.