

**DEVELOPING ELT MATERIAL BASED MASTERY LEARNING MODEL
OF “MY HOUSE CHORES” UNIT FOR THE SEVENTH GRADE
STUDENTS AT MTSN GOWA**



A Thesis

Submitted in Partial Fulfillment of the Requirements for the Degree of
Sarjana Pendidikan (S.Pd) of English Education Department
The Faculty of Tarbiyah and Teacher Training
Universitas Islam Negeri Alauddin Makassar

By

Marhaeni

Reg. Number: 20400120042

**ENGLISH EDUCATION DEPARTMENT
TARBIYAH AND TEACHER TRAINING FACULTY
UNIVERSITAS ISLAM NEGERI ALAUDDIN MAKASSAR
2024**

PERNYATAAN KEASLIAN SKRIPSI

Nama : Marhaeni
Nim : 20400120042
Tempat/Tgl Lahir : Anabanua, 26 Maret 2001
Jurusan/Prodi : Pendidikan Bahasa Inggris
Fakultas/Program : Tarbiyah dan Keguruan
Alamat : Jalan Anugrah I, RT.5/RW.9, Sudiang Raya, Biring
Kanaya, Kota Makassar.
Judul Skripsi : Developing ELT Material Based Mastery Learning
Model of “*My House Chores*” Unit for The Seventh Grade Student at MTsN
Gowa

Menyatakan dengan sesungguhnya dan penuh kesadaran bahwa skripsi ini adalah hasil karya sendiri. Jika kemudian hari terbukti bahwa ini merupakan duplikat, tiruan, plagiat, atau dibuat oleh orang lain, sebagian atau seluruhnya, maka skripsi dan gelar yang diperoleh karenanya batal demi hukum.

Samata-Gowa, 13 Agustus 2024

Penyusun



Marhaeni

NIM:20400120042

PERSETUJUAN UJIAN SKRIPSI (MUNAQASYAH)

Dewan penguji skripsi Saudari Marhaeni, NIM: 20400120042, mahasiswi Prodi Pendidikan Bahasa Inggris (PBI) Fakultas Tarbiyah dan Keguruan UIN Alauddin Makassar, setelah dengan seksama meneliti dan mengoreksi naskah skripsi yang bersangkutan dengan judul: **"Developing ELT Material Based Mastery Learning Model of 'My House Chores' Unit for The Seventh Grade Students at MTsN Gowa"** memandang bahwa naskah skripsi tersebut telah memenuhi syarat-syarat ilmiah dan dapat disetujui untuk diajukan dalam sidang **Ujian Skripsi (Munaqasyah)**.

Demikian persetujuan ini diberikan untuk proses selanjutnya.

Gowa, 23 Juli 2024

PEMBIMBING:

1. Sophia Azhar, S.Ag., M.Pd.
2. Nur Aliyah Nur, M.Pd.

(.....)

(.....)

PENGUJI:

1. Dr. Sitti Nurpahmi, M.Pd.
2. Andi Asmawati, S.Pd., M.Pd.
3. Sophia Azhar, S.Ag., M.Pd.
4. Nur Aliyah Nur, M.Pd.

(.....)


(.....)

(.....)

(.....)

Diketahui oleh:

Ketua Prodi Pendidikan Bahasa Inggris,



Dr. Sitti Nurpahmi, M.Pd.

NIP. 19740308 200901 2 003

PENGESAHAN SKRIPSI

Skripsi berjudul "Developing ELT Material Based Mastery Learning Model of "My House Chores" Unit for The Seventh Grade Students at MTsN Gowa", yang disusun oleh Saudari Marhaeni, NIM: 20400120042, mahasiswi Program Studi PBI Fakultas Tarbiyah dan Keguruan UIN Alauddin Makassar, telah diuji dan dipertahankan dalam sidang Ujian Skripsi (Munaqasyah) yang diselenggarakan pada hari Kamis, tanggal 13 Agustus 2024 M. bertepatan dengan tanggal 8 Safar 1446 H, dinyatakan telah dapat diterima sebagai salah satu syarat untuk memperoleh gelar Sarjana Pendidikan pada Jurusan Pendidikan Bahasa Inggris dengan beberapa perbaikan.

Gowa, 19 Agustus 2024


DEWAN PENGUJI:

Nomor SK 3312 Tahun 2024

Ketua Sidang : Dr. Rappe, S.Ag., M.Pd.I.
Sekretaris Sidang : Dr. Azizul Hakim, M.Pd.I.
Penguji I : Dr. Sitti Nurpahmi, S.Pd., M.Pd.
Penguji II : Andi Asmawati, S.Pd., M.Pd.
Pembimbing I : Sophia Azhar, S.Ag., M.Pd.
Pembimbing II : Nur Aliyah Nur, M.Pd.



Disahkan Oleh:
Dekan FTK UIN Alauddin Makassar,



Dr. H. Andi Achruh, M.Pd.I.
NIP. 19660908 199403 1 002

ACKNOWLEDGEMENTS

بِسْمِ اللَّهِ الرَّحْمَنِ الرَّحِيمِ

Alhamdulillah rabbilalamin, the researcher would like to express her deepest gratitude to the almighty Allah *Subhanahu wa ta'ala.*, The most beneficent and The most merciful, who has given the blessing, guidance, opportunity, good health and equanimity to conduct the writing of this thesis. Shalawat and salaam are always delivered to our great Prophet Muhammad *Sallallahu alaihi wasallam.*, who has brought us from the darkness to the light, from poor morals to good morals, and from the Jahiliyah era to the Islamiyah era.

During the writing of the thesis, the researcher received much assistance from a number of people, for their valuable guidance, correction, suggestion, advice and golden support. Without them, the writing of this thesis would never be possibly completed. Therefore, the researcher would like to express the greatest thanks and appreciation for to:

1. The researcher's beloved parents, Abdullah and Aisyah, for their endless support, love, and prayers for the researcher in achieving her dreams.
2. The Rector of UIN Alauddin Makassar, Prof. H. Hamdan Juhani, M.A., Ph.D., for providing institutional support with all facilities during the study process of the researcher, and all his vices.
3. The Dean of the Tarbiyah and Teacher Training Faculty, Drs. H. Andi Achruh, M.Pd.I., for his generous support and assistance throughout the researcher study, and all his vice deans.

4. The Head of the English Education Department as well as the researcher's examiner, Dr. Sitti. Nurpahmi, S.Pd., M.Pd., along with all lecturers and administrative staff, for their kindness, guidance, and cooperation.
5. The Secretary of the English Education Department as well as the researcher's supervisor, Nur Aliyah Nur, M.Pd., who has become an incredible and significant inspiration for the researcher.
6. The supervisor of the researcher, Shopia Azhar S.Ag for her unwavering support and patient guidance from beginning to end.
7. The examiner of the researcher, Andi Asmawati S.Pd., M.pd., for her insightful feedback in improving the final result of this thesis.
8. The siblings of the researcher, Bisryil Haafi, Sri Padillah Fausiah, Inna Safa'ah, and Alfala'ah for their support in every way and every condition.
9. The headmaster, teachers, and students of MTsN Gowa, for allowing the researcher to conduct research.
10. The researcher's best friends, Ariqha Yulizha Yamin and St. Nurfadilah for all their sincerity, kindness, support and effort in every condition.
11. The researcher's partners of RnD Team (Andi Besse Wilen Rani, Baiq Nurul Aviat, Nurul Jahira, Lala Amelia Putri, Almi Aliifkha, and Fitri Aulia Ramadhani), for their love and companionship during this study.
12. The researcher's squad, (Zahra, Rijal, Fajrin, Afat, Subhan and Ian) who always provide support and joy during her studies.

Remaining errors are the writer's own. Therefore, constructive criticisms and suggestions will be highly appreciated. May all the efforts be blessed by Allah *Subhanahu wa ta'ala, aamiin.*

Samata-Gowa, 13 August 2024

Researcher,

A handwritten signature in black ink, appearing to be 'Marhaeni', with a stylized flourish at the end.

Marhaeni

NIM: 20400120042

TABLE OF CONTENT

PERNYATAAN KEASLIAN SKRIPSI.....	i
PERSETUJUAN MUNAQASYAH.....	ii
PENGESAHAN SKRIPSI.....	iii
ACKNOWLEDGMENTS.....	iv
TABLE OF CONTENTS.....	vii
LIST OF TABLE.....	ix
LIST OF FIGURES.....	xi
LIST OF APPENDICES.....	xii
ABSTRACT.....	xiii
CHAPTER I INTRODUCTION.....	1
A. Research Background.....	1
B. Research Focus and Descriptions.....	6
C. Research Question.....	9
D. Previous Studies.....	9
E. Research Objective and Significances.....	14
F. Product Specifications.....	15
CHAPTER II LITERATURE REVIEW.....	17
A. Research and Developing.....	17
B. ELT Material.....	17
C. Learning Model.....	18
D. Mastery Learning.....	20
E. Conceptual Framework.....	24
CHAPTER III RESEARCH METHODOLOGY.....	27
A. Types and Location of Research.....	27
B. Research Approach.....	28
C. Research and Development Design.....	30
D. Data Source.....	31
E. Procedures of Collecting Data.....	33
F. Research Instrument.....	34
G. Data Processing and Analysis Techniques.....	37
CHAPTER IV RESEARCH RESULT AND DISCUSSION.....	42
A. Student Needs of ELT Material Based Mastery Learning of “My House Chores” Unit.....	42
B. The Design of ELT Material Based Mastery Learning of “My House Chores” Unit.....	61
C. The Development of ELT Material Based Mastery Learning of “My House Chores” Unit.....	69

D. The Evaluation of ELT Material Based Mastery Learning of “My House Chores” Unit.....	78
CHAPTER V_CLOSING	86
A. Conclusion.....	86
B. Implications of Research.....	88
CURRICULUM VITAE.....	160

LIST OF TABLES

Table 3.1	Category Scores	40
Table 3.2	Criteria of Validity	41
Table 4.1	Student Learning Ability in explain household activities.....	43
Table 4.2	Student Learning Ability in Explain The Tools Used to Clean House	43
Table 4.3	Student Learning Ability in Explain The Cleaning House They Do at Home.....	44
Table 4.4	Student Learning Priority in Learning English	44
Table 4.5	Student Learning Priority in Reading Books About English	45
Table 4.6	Student Learning Priority in Listening to The Teacher Explanation.....	45
Table 4.7	Student Learning Priority in Doing English Assignments	46
Table 4.8	Student Learning Priority in Being Given Examples of Materials..	47
Table 4.9	Student Learning Priority in Written Assignments.....	47
Table 4.10	Student Learning Priority in Oral Assignments	48
Table 4.11	Student Learning Problem in Understand What The Teacher Explaining in Class.....	48
Table 4.12	Student Learning Problem in Understand The Explanation in The Material.....	49
Table 4.13	Student Learning Problem in Understand The Meaning of The Teacher's Explanation	50
Table 4.14	Student Learning Problem in Understand The Meaning of The Text in The Material.....	50
Table 4.15	Student Learning Attitude in Materials That Use Picture to .Learn	51
Table 4.16	Student Learning Attitude When Asking The Teacher	51
Table 4.17	Student Learning Attitude When Asking Friends.....	52
Table 4.18	Student Learning Attitude in Rereading Lessons	53
Table 4.19	Student Learning Style of Listening to The Teacher Explanation...	53
Table 4.20	Student Learning Style When Learning While Playing	54
Table 4.21	Student Learning Style Using Teaching Aids	54
Table 4.22	Student Learning Style Do Assignment With Group	55
Table 4.23	Student Learning Style Do Assignments in Pairs.....	56
Table 4.24	Student Learning Style Do Their Own Work.....	56
Table 4.25	Student Learning Style Use Colorful Pictures.....	57
Table 4.26	The overall needs inventory from linguistics needs	57
Table 4.27	The overall needs inventory from learning needs	59
Table 4.28	The Blueprint	61
Table 4.29	Suggestion and Revision of Module by Validators.....	78
Table 4.30	Module validation result.....	79

Table 4.31 ATP Validation Result..... 81

LIST OF FIGURES

Figure 2.1 Conceptual Framework.....	26
Figure 4.1 Conceptual Map	70
Figure 4.2 Before Development Cover	71
Figure 4.3 After Development Cover.....	73
Figure 4.4 After Development Learning Outcomes.....	73
Figure 4 .5 Before Development in Section 3 Language Focus	74
Figure 4 6. After Development Presentation 2 Stage	74
Figure 4.7 Before Development in Section 1-Say What You Know.....	75
Figure 4.8 After Development in Presentation 1 Stage	75
Figure 4.9 Before Development in Section 2-Reading.....	76
Figure 4.10 After Development in Self Practice 1 Stage.....	76
Figure 4.11 Before Development in Section Wordbox	76
Figure 4.12 After Development Word List	76

LIST OF APPENDICES

APPENDIX 1. Questionnaire for Students	93
APPENDIX 2. The Result of Questionnaire Data Processing	100
APPENDIX 3. Alur Tujuan Pembelajaran	106
APPENDIX 4. Teaching Module.....	120
APPENDIX 5. Validation Checklist for The Module	126
APPENDIX 6. Validation Instrumen Alur Tujuan Pembelajaran (ATP)	132
APPENDIX 7. Module “English for Nusantara” Before Development	136
APPENDIX 8. The Development Module.....	142
APPENDIX 9. Documentation.....	158

ABSTRACT

Title : *Developing ELT Material Based Mastery Learning Model Of "My House Chores" Unit for The Seventh Grade Students at MTsN Gowa*

Year : 2024

Researcher : Marhaeni

Consultant I : Sophia Azhar, S.Ag., M.Pd.

Consultant II : Nur Aliyah Nur, M.Pd.

This study aims to develop ELT material for the seventh grade students, especially in chapter 3 "Home Sweet Home" in unit 2 "My House Chores" at MTsN Gowa based on the *Merdeka* Curriculum which is supported by the Mastery Learning model..

The researcher employed the Research and Development (R&D) method using the ADDIE model as the instructional design framework. In the analysis phase, the researcher identified the target and learning needs of the students by distributing questionnaires to analyze the needs of seventh-grade students at MTsN Gowa. During the design phase, the researcher created the *Alur Tujuan Pembelajaran* (ATP), which included learning indicators from the mastery learning model. The development of ELT materials followed the stages of mastery learning: orientation, presentation, structured training, guided practice, and self-practice.

Results from the need analysis indicated that students were generally able to mention the tools used to clean the house but struggled with using simple present tense. The designed materials effectively addressed these gaps, enhancing students' understanding and ability to use simple present tense. The development phase saw the creation of these tailored ELT materials, which were then tested and refined through iterative feedback and revisions. Validation results indicated a high level of validity with a score of 3.8, classifying the materials as very valid. Students also exhibited increased engagement and enjoyment in learning English through the use of diverse multimedia resources and collaborative tasks.

In conclusion, the study demonstrated that incorporating Mastery Learning principles into ELT materials significantly improves learning outcomes by addressing specific student needs and preferences. The systematic approach of need analysis, design, development, and evaluation ensures that the materials are not only educationally effective but also engaging and enjoyable for students. Future researchers can build on this work by conducting the implementation phase, which was skipped in this study, to further validate and refine the effectiveness of these materials in broader educational contexts.

CHAPTER I

INTRODUCTION

A. Research Background

Merdeka Curriculum is an education initiative launched by the Indonesian government to provide a more flexible and dynamic learning experience for students. Under the new curriculum, students have more opportunities for independent learning, interdisciplinary studies, and 21st century skills development. The *Merdeka* Curriculum comes as an effort to recover learning from the Covid-19 pandemic which has caused different learning losses in students' competency achievement. The *Merdeka* Curriculum refers to the national standards of education. The implementation of the *Merdeka* Curriculum has the aim of preparing humans to have productive, creative and innovative personalities (Lince, 2022).

Merdeka Curriculum emphasizes diverse learning within subjects, ensuring learners have ample time to delve into concepts and enhance their skills. Teachers are empowered to select a range of instructional tools to customize learning according to students' needs and interests.. Teaching tools in the *Merdeka* Curriculum are various teaching materials used by educators in an effort to achieve the Pancasila Learner Profile and Learning Outcomes. Teaching tools include teaching modules, textbooks, learning videos and other forms. Thus, teacher need to have

competence in developing teaching materials. Creating educational resources is crucial for educators to enhance the effectiveness and efficiency of learning while ensuring alignment with the intended competencies Pardo and Telléz (2009), provide a definition for material development that they believe is most suitable due to its comprehensive scope. According to them, it encompasses modifying, designing learning and teaching materials, tasks, activities, lessons, units, or modules consisting of multiple units.

Teaching materials refer to resources or content organized in a structured manner according to educational principles, utilized by both teachers and students during the learning process. These materials are organized systematically to facilitate effective learning. They play a crucial role in various learning contexts—such as individual, classical, and group learning—as outlined by Belawati (2003), benefiting both teachers and students alike.

Ideally, teachers should be highly skilled in creating teaching materials, but in practice, many teachers still struggle with this. As a result, traditional methods are often employed during the teaching process. This traditional approach often leads to the teacher being the main focus of classroom activities, with students remaining passive listeners. . Furthermore, the learning experience becomes less engaging due to the lack of variety in instructional methods.

From the explanation provided, it is evident that teaching materials play a crucial role in influencing learning outcomes. According to Silberman (2006), effective teaching materials enhance the learning process, significantly improving students' memory retention and extending its duration. This is related to the addition of learner experiences that not only rely on the power of hearing, but also reading and reasoning. One example of teaching materials that are commonly used in learning is modules. In the field of education, a module is characterized as a self-contained unit that includes a series of learning activities aimed at achieving specific, clearly defined objectives. Other sources describe a module as a learning resource that systematically integrates content, methods, constraints, and evaluation techniques in a way that is both engaging and designed to meet curriculum standards and predetermined goals (Sidiq & Najuah, 2020).

Although teaching materials have been provided by the Government, in this case, textbooks as a reference for teacher when giving lessons, where textbooks are one of the teaching materials in order to achieve learning objectives, it turns out that this is not enough to achieve learning objectives, this can be seen from the fact that there are still students who do not understand the learning material in the textbook, as stated by Nasution in Lestari (2012) learning outcomes are a person's mastery of certain knowledge or skills in a subject, which is usually obtained from test scores or numbers given by the teacher.

Learning outcomes can measure how far the learning objectives are achieved after students have completed the learning process.

Researcher conducted preliminary research on January 11, 2024 with the seventh grade English teacher at MTsN Gowa and researcher found several problems, one of which has been mentioned above that there are still students who do not understand the learning material in the "English for Nusantara" textbook. Students said in terms of content, the book was too dense and the language selection was not appropriate while the teacher said the lack of vocabulary owned by students. In this regard, Febraningrum and Suroso (2023) mentioned in their article entitled "A Content Analysis of English Textbook "English for Nusantara" for 7th Grade Junior High School in Kurikulum Merdeka" that, there is weakness in the "English for Nusantara" book, that is the low average score of 66.67% in the language skills section. Therefore, it is necessary to develop teaching materials, namely modules that are good, valid, able to increase vocabulary with simple concepts so that it can be easily understood by students and its effective in improving student learning outcomes in accordance with the expected competencies that have been proclaimed in the learning objectives.

In designing a teaching module, of course, what plays a very important role besides material and learning flow is the learning model or approach used in the learning process. This part is no less important than the parts mentioned earlier, because students tend to be more

active and interested in the learning process depending on the teaching methods used by the teacher. Learning is considered good if students can be actively involved and understand the entire series of learning, especially the material, students are able to master the material before moving on to the next material. Thus, indirectly the learning objectives have been achieved or can be said to be successful. This is mentioned in the Qur'an surah An-Nahl verse 125 about good learning.

أَدْعُ إِلَى سَبِيلِ رَبِّكَ بِالْحِكْمَةِ وَالْمَوْعِظَةِ الْحَسَنَةِ وَجَادِلْهُمْ بِالَّتِي هِيَ أَحْسَنُ إِنَّ رَبَّكَ هُوَ أَعْلَمُ بِمَنْ ضَلَّ عَنْ سَبِيلِهِ وَهُوَ أَعْلَمُ بِالْمُهْتَدِينَ

Translation:

“Invite all to the way of your Lord with wisdom and good lessons, and only argue with them in the best manner”.

As for the Indonesian Ministry of Religious Affairs interpreting this verse briefly, in this verse Allah asks the Prophet Muhammad to call people to the way of Allah in a good way, "O Prophet Muhammad, call and invite people to the path that your Lord guides, namely Islam, with wisdom, which is firm, correct, and wise, and with good teaching. And argue with them, that is, whoever rejects, opposes, or doubts your call, in a good way. Based on the above verses and interpretations, researcher can conclude that the verse explains the need to do good learning by using methods or models that suit them in this case are students, so that students can maximize their ability to mastering learning material.

Talking about material mastery, there is one learning model or learning approach that is very suitable if the learning objectives carried

out by the teacher are to measure the extent of the students' understanding. The model or approach is called mastery learning. As described by Bergman (2023), mastery learning is a teaching method where all students, regardless of their current level, are supported to advance confidently. In this approach, teachers adapt the learning pace to guide students through a systematic sequence of preparation, demonstrating comprehension, and receiving feedback. This cycle is repeated until both the teacher and the student feel confident that the student is ready to progress to the next phase. With a complete learning system, it is expected to enable the teaching and learning process to achieve instructional goals more effectively and efficiently, ensuring optimal outcomes (Sukmadinata and Syaodih, 2005).

From the review above, it can be concluded that there is a need to develop teaching materials in the textbook "English for Nusantara" by directing researcher to conduct research on developing the Mastery Learning model with the research title "Developing ELT Material Based Mastery Learning of (My House Chores) Unit for the Seventh Grade Students at MTsN Gowa".

B. Research Focus and Descriptions

1. Research Focus

This research focused on designing ELT materials in the form of modules that focus on digital books (e-book). In this research, the research subject is the development of mastery of the ELT material "My

House Chores" unit in class VII students at MTsN Gowa. Researcher used the ADDIE model to develop ELT Materials. There are five stages in the ADDIE that is: Analysis, Design, Development, Implementation and Evaluation. However, due to time constraints and other reasons, the researcher did not carry out the implementation stage.

2. Research Description

a. Development

Development is the process of making something new, more advanced with the aim of perfecting previous shortcomings and creating something better. Development according to the Big Indonesian Dictionary (KBBI) is the way, process and act of developing. On the other hand, Law Number 18 of 2002 from the Republic of Indonesia defines development as activities in science and technology that apply scientific principles and theories to enhance the functionality, benefits, and applications of existing technologies or to create new ones.

In this case, the development that researcher mean is researcher design or make updates to products or teaching materials with the aim that these products can be better and can cover previous deficiencies. Therefore, the development research here uses a mastery learning model based on ELT material in the 2022 "English for Nusantara" textbook.
textbook.

b. ELT Material

ELT material is material that is generally used in the classroom as teaching materials in the learning process, it was built gradually from various sources and equipped as needed to meet the expectations of teacher and the needs of students. English Language Teaching (ELT) material refers to resources designed for teaching English, which encompass a variety of content formats such as e-books, textbooks, worksheets, and more, providing ideas, explanations, and information to support language learning.

c. Mastery Learning

Mastery learning is an instructional model centered on ensuring that each student achieves a predetermined minimum level of proficiency for each learning unit, thereby enabling them to advance with confidence. This model considers the individual characteristics of each learner, including their pace of learning, comprehension levels, and the time required for acquiring knowledge. Recognizing that students may need varying amounts of time to master the same material, mastery learning asserts that students must attain a certain level of competence in foundational knowledge before progressing to subsequent learning materials.

C. Research Question

Based on the background, here are several questions that are formulated:

1. What are the needs of the seventh grade students of MTsN Gowa on ELT material based mastery learning model of the unit "My House Chores"?
2. How is the design of ELT material based mastery learning model of the unit "My House Chores" for the seventh grade students at MTsN Gowa ?
3. How is the development of ELT material based mastery learning model of the unit "My House Chores" for the seventh grade students at MTsN Gowa ?
4. How is the evaluation result of ELT material based mastery learning model of the unit "My House Chores" for the seventh grade students at MTsN Gowa ?

D. Previous Studies

In this research, there are few previews of related research findings, here they are :

The first research was conducted by Ulandari, et al (2023) who researched the Development of Mastery Learning Modules in Al-Qur'an Hadith Subjects at MAN 2 Solok stating that the modules developed met very valid criteria, with a percentage of 86%. The mastery learning module that has been developed has also met the criteria for practicality,

which can be used and implemented in learning media with a percentage of 86%.

The second is Agusman's research (2023) on the Implementation of Mastery Learning (Learning Through) to Achieve Student Competency Standards in PAI Learning at SMKN 1 Siak Kecil Bengkalis Regency, it was concluded that SMKN 1 Siak Kecil Bengkalis Regency has implemented a mastery learning strategy as an effort to achieve SK in PAI learning since the enactment of KBK 2004 and KTSP 2006 but its implementation has not been maximized and needs further improvement, while the supporting factors include; 1) Aptitude, 2) Perseverance, 3) Quality of instruction, 4) Ability to learn, and 5) Time allowed for learning.

The third is from Afrita (2021) on the Application of the Mastery Learning Model in Improving Science Learning Outcomes in Class IX.3 Students of SMP Negeri 32 Palembang, It can be inferred that teaching Integrated Science using the Mastery Learning Model led to improved academic performance among students in class IX.3 at SMP Negeri 32 Palembang during the 2019-2020 academic year. Initially, students appeared passive in their engagement during the first cycle of Integrated Science instruction using the Mastery Learning model. However, by the second cycle, students exhibited increased participation in learning activities, attributed to the teacher's gradual explanation of the Mastery

Learning model in science education, which aided students in understanding the assigned tasks.

The fourth is from Laily (2021) examining how mastery learning activities have an impact on improving the learning outcomes of English language students in class XII IPS.1 SMA Negeri 10 Batanghari. The findings indicated that utilizing the Mastery Learning Model for teaching English led to improved learning outcomes for the XII IPS.1 students at SMA Negeri 10 Batanghari during the 2018-2019 academic year. Initially, in the first English language learning session, students appeared passive in their participation. However, by the second cycle, student engagement increased noticeably. This improvement was attributed to the teacher's gradual explanation of the Mastery Learning Model, which helped students become more accustomed to the assignments provided.

The fifth is research conducted by Wahyuni and Sulhadi (2020) entitled Development of Mastery Learning-based Motion Learning Devices for High School Students. The results of the development of Mastery Learning-based motion material learning devices were obtained in the form of: validation of the feasibility of lesson plans is considered very feasible with a percentage of 92%; validation of the feasibility of practicum videos by experts is considered very feasible with a percentage of 88.5%, teacher response to practicum videos is 82% with a good category; student

response to practicum videos is 79% with a good category; validation of the feasibility of Mastery Learning-based LKS by experts is 86.5% with a very good category; teacher response to Mastery Learning-based LKS is 94% with a very good category, the level of readability of Mastery Learning-based LKS is 94% and validation of learning assessment instruments is 86% with a very feasible category.

The sixth is research conducted by Nurpahmi, et al (2023) entitled Developing ELT Materials for Management Students at STIE YPUP Makassar. The development of English materials includes conceptual map, goals, materials sequence, English material and worksheet, and additional task. The product was tried out to the first semester of students of management department at STIE YPUP. Therefore, the result indicated that based on the experts' judgment as well as try-out design result, the developed ELT materials were applicable to be taught at the first semester of students of management department as topics in English for them.

The seventh is from Yaumi, et al (2019) on The Development of Indonesian Language Teaching Materials Based On Knowledge Integration In Islamic Higher Education. The results indicate that the existing materials lack integrated knowledge. To address this, the newly developed materials included pertinent verses or hadith and introduced Islamic themes in the reading materials and examples. Expert validators evaluated the content and design, assigning average

scores of 3.91 and 3.93, respectively, indicating a very good quality level. Moreover, the gain indices for small and large groups were 0.71 and 0.72, respectively, both considered high.

The eight research was conducted by Nurpahmi, et al (2020) who researched Developing Elt Reading Skills Material For Pharmacy At Uin Alauddin Makassar stating that the Data from the students' need becomes the basic of the syllabus design. Subsequently, the unit of the materials was developed as an output of this study. For further research, this research can be applied for both teachers and the next researcher. This research can be helpful to be the guideline in further research especially for the developing material. Also the result of this study can be the primary materials for pharmacy.

Based on the results of previous studies above, researcher can describe the similarities and differences with this research. Regarding similarities, this research and previous research discuss the same problem, namely the development of a mastery learning based model. Related to the difference or novelty of this research, it includes the focus of the subjects, where in the previous research the subject was the Alqur'an and Hadith but in this research it was an English subject, apart from that the difference is also in the development model used, in previous studies using the 4D model and in this study using the ADDIE model, the last difference is that previous research was conducted at the high school level. Meanwhile, this research was

conducted at the junior high school level, especially in grade seventh at MTsN Gowa.

E. *Research Objective and Significances*

1. Research Objective

Related to the problem statement before, this research aims to develop teaching materials in the form of modules that are more interactive and detail using a mastery learning model or approach. The specific objectives of this research are:

1. To analyze the needs of students in class VII MTsN Gowa based on the Mastery Learning model on ELT material “My House Chores” unit.
2. To design ELT material based mastery learning of “My House Chores” unit for the seventh grade students at MTsN Gowa.
3. To develop ELT material based mastery learning of “My House Chores” unit for the seventh grade students at MTsN Gowa.
4. To find out the evaluation result of ELT material based mastery learning of “My House Chores” unit for the seventh grade students at MTsN Gowa.

2. Research Significances

a. Theoretical Significance

The results of the development of ELT learning materials based on mastery learning can be a valuable reference for future research focusing on the development of adaptive learning models. This information can be used to develop a broader framework that can be

used in different language learning contexts. Information about the needs of Grade VII students at MTs Gowa and the specific learning situation in this study will provide valuable insights for research that seeks to adopt or adapt similar learning strategies in other institutions with similar characteristics. By using ELT developmental outcomes as a foundation, future research can be more focused and the insights and guidance gained can be used to enhance our understanding of innovative and effective language learning practices.

b. Practical Significance

This analysis holds value for high school students, teachers, and educational institutions. For students, the analysis provides insights that can simplify their understanding of the material, particularly in digital textbooks. For teachers, the findings offer a creative and innovative approach to teaching English using a mastery learning model. For MTsN Gowa, the analysis is expected to be effectively utilized by teachers and serve as a reference for others in designing more creative and innovative teaching materials.

F. *Product Specifications*

The product to be developed by the researcher is a module based on mastery learning model which is adjusted to each unit in the book "English for Nusantara". In this case, the researcher was develop a module in chapter III in unit "My House Chores". The module is made in

the form of softfile and printed materials which acts as a supplementary module or additional module in the learning process.

CHAPTER II

LITERATURE REVIEW

A. Research and Development

The Research and Development is a research method used to produce certain products, and test the effectiveness of these products (Sugiyono: 2010). According to Budiyono (2016) the Research and Development (R&D) method is a research method that produces a product in a particular field of expertise, followed by certain by-products and has the effectiveness of a product. In the context of education, Research and Development can be used to develop more effective teaching methods, curriculum, teaching materials, or learning resources. Furthermore, Borg and Gall (2003) describe in their book "Educational Research" that in education, research and development follow a model where research findings are used to create learning materials. These materials are tested in real situations, evaluated, and improved until they meet standards such as being effective, efficient, and of high quality.

B. ELT Material

Lam (2009) as cited by Anjayani and Drs. Suprpto (2016), stated that the learners cannot depend on prepositional knowledge from their first language. They need another way to support their language learning. The field of English Language Teaching (ELT) involves the development and use of various materials to support language learning. these materials can include textbooks, worksheets, lesson plans, audio-visual aids, and digital

resources. ELT materials development courses aim to foster an understanding of key concepts and practical skills for creating effective teaching materials that align with current issues in the field. "Materials and Methods in ELT" is a valuable resource for teacher and professionals engaged in English language teaching, providing insights into materials development and best practices.

Teaching materials encompass all resources utilized by teachers and students during educational activities. These materials can include written resources like books, as well as unwritten resources. According to Sungkono et al. (2003), teaching materials are a collection of resources that present learning content or information, specifically "designed" to meet educational objectives.

Harjanto (2008), outlines that when developing teaching materials, several aspects serve as benchmarks: (1) Concept, which refers to an idea or notion. (2) Principle, defined as a fundamental truth used as a basis for thought or action. (3) Fact, representing something that has occurred, been accomplished, or experienced. (4) Process, indicating a sequence of changes or developmental movements. (5) Value, describing a standard, measure, type, or model. (6) Skill, referring to the proficiency in performing tasks effectively.

C. Learning Model

The learning model is an important thing in the learning process. According to Joyce and Weil, as cited in Rusman (2012: 133), a learning

model is a strategy or framework used to develop curricula (long-term learning plans), design educational materials, and direct classroom instruction. Similarly, Trianto (2013) defines a learning model as an organized framework that directs the arrangement of classroom learning. This includes the approach to teaching, the objectives of learning, the sequence of activities, the learning environment, and classroom management. Furthermore, Trianto (2017), elaborated that a learning model serves as a conceptual structure outlining systematic approaches to arrange learning experiences effectively towards achieving defined learning objectives. It serves as a practical guide for educators and instructional designers in designing and executing teaching and learning activities.

Sani (2019) defines a learning model as a conceptual framework consisting of a systematic series of procedures, grounded in theory, that is used to structure the teaching and learning process to meet educational goals. Additionally, Octavia (2020), expands on this by describing a learning model as a conceptual framework that outlines systematic procedures for organizing learning activities and experiences to attain specific learning objectives and competencies.

Based on the opinions of the experts above, it can be concluded that the learning model is a series of procedures for presenting material that is systematically arranged to achieve certain learning objectives. The

characteristics of a good learning model to be applied according to Fathurrohman (2015: 31) are as follows:

- 1) There is intellectual-emotional involvement of students through experiencing, analyzing, doing, and forming attitudes.
- 2) There is active and creative student participation during the implementation of the learning model.
- 3) The teacher only acts as an affliator, coordinator, mediator, and motivator of student learning activities.
- 4) Use of various learning methods, tools and media.

D. Mastery Learning

Mastery learning can be broadly defined as an instructional approach designed to ensure that students achieve mastery of specific learning objectives, with corrective instruction provided as needed to reach this goal (Levin, 1985). Introduced by Benjamin Bloom in 1968, Mastery Learning asserts that all students can succeed if given adequate time and high-quality instruction. Key features of mastery learning include dividing content into smaller sub-units, setting clear objectives, providing initial instruction, offering remedial lessons, conducting formative and summative assessments, and delivering immediate feedback.

Mastery learning recognizes that each learner progresses at their own pace and has varying levels of mastery and time needed to grasp the same material. It emphasizes that students should attain a certain level of proficiency in prerequisite knowledge before advancing to the next stage

of learning. If a student does not achieve the required level of mastery, they will be given remediation lessons that offer review and additional support, followed by subsequent retesting. This process will be repeated until the student attains a mastery level of 80% or higher (Anderson, 2000). Once this level is achieved, the student may progress to the next stage of learning. This cycle will continue until all learning objectives have been successfully met. According to Wena (2011) there are several steps in the mastery learning model, as follows:

1. Orientation

At this initial phase, the teacher introduces the learning content, articulating learning objectives, outlining tasks, and fostering student accountability.

2. Presentation During this stage, the teacher elucidates new concepts or skills, providing examples for clarity. Utilizing various learning aids such as images and audio-visuials is encouraged to enhance comprehension. Additionally, it's essential to assess students' grasp of the newly introduced material.training.

3. Structured Training

During this phase, the teacher demonstrates problem-solving through a step-by-step approach, presenting key stages in tackling a problem or task. Students receive multiple statements, with the teacher offering feedback on their responses.

4. Guided Practice

Here, the teacher offers supervised opportunities for students to apply problem-solving skills. While students tackle tasks independently, the teacher provides guidance and monitors their progress, offering corrective feedback when necessary.

5. Self Practice

This stage forms the crux of the strategy, occurring once students have achieved a performance score of 85% to 90% in guided practice. Its aim is to reinforce learning, enhance retention, and improve problem-solving abilities. The teacher evaluates students' independent work and, if needed, provides feedback through assignments to address any remaining mistakes.

Research conducted by Davis and Sorrel (1995), shows that mastery learning has shown positive effects, particularly in enhancing student achievement, fostering positive attitudes toward learning, and improving retention of subject matter content. Mastery learning can be advantageous for students across different levels of ability. It is particularly beneficial for those with lower aptitude, whose previous struggles with the subject may have reduced their motivation (Ironsmith & Eppler, 2007).

Mastery learning is a beneficial new teaching approach that aims to improve student learning. Studies have found that using mastery learning techniques in classrooms can lead to much higher

success rates for all students compared to before. This report adds more evidence to show that mastery learning works well, just like earlier studies by Whiting et al. (1979) and Whiting & Render (1982).

According to Bergmann in "The Handbook of Mastery Learning" (2023) states that mastery learning is an approach to classroom instruction that empowers every student at every level to progress with confidence. The teacher uses flexible pacing to guide students through a cyclic process of preparation, demonstration of knowledge, and feedback until there is a mutual agreement between the teacher and individual student that the student is ready for the next cycle to begin.

Bergmann is a pioneer in the implementation of Mastery Learning in the classroom. He advocates for a semi-synchronous system where students work at a flexible pace and do not move on until mastery is achieved. This approach allows teacher more time to interact with students, addressing both their cognitive and affective needs. Bergmann's work emphasizes the importance of leveraging technology to transform face-to-face class time into a space where students actively take ownership of their learning and engage with course material. His book, "The Mastery Learning Handbook: A Competency-Based Approach to Student Achievement," provides a comprehensive guide to implementing Mastery Learning in the classroom, offering practical templates, models, and rubrics to support educators in

adopting this approach. Bergmann's work is a valuable resource for educators looking to understand and implement Mastery Learning effectively.

E. Conceptual Framework

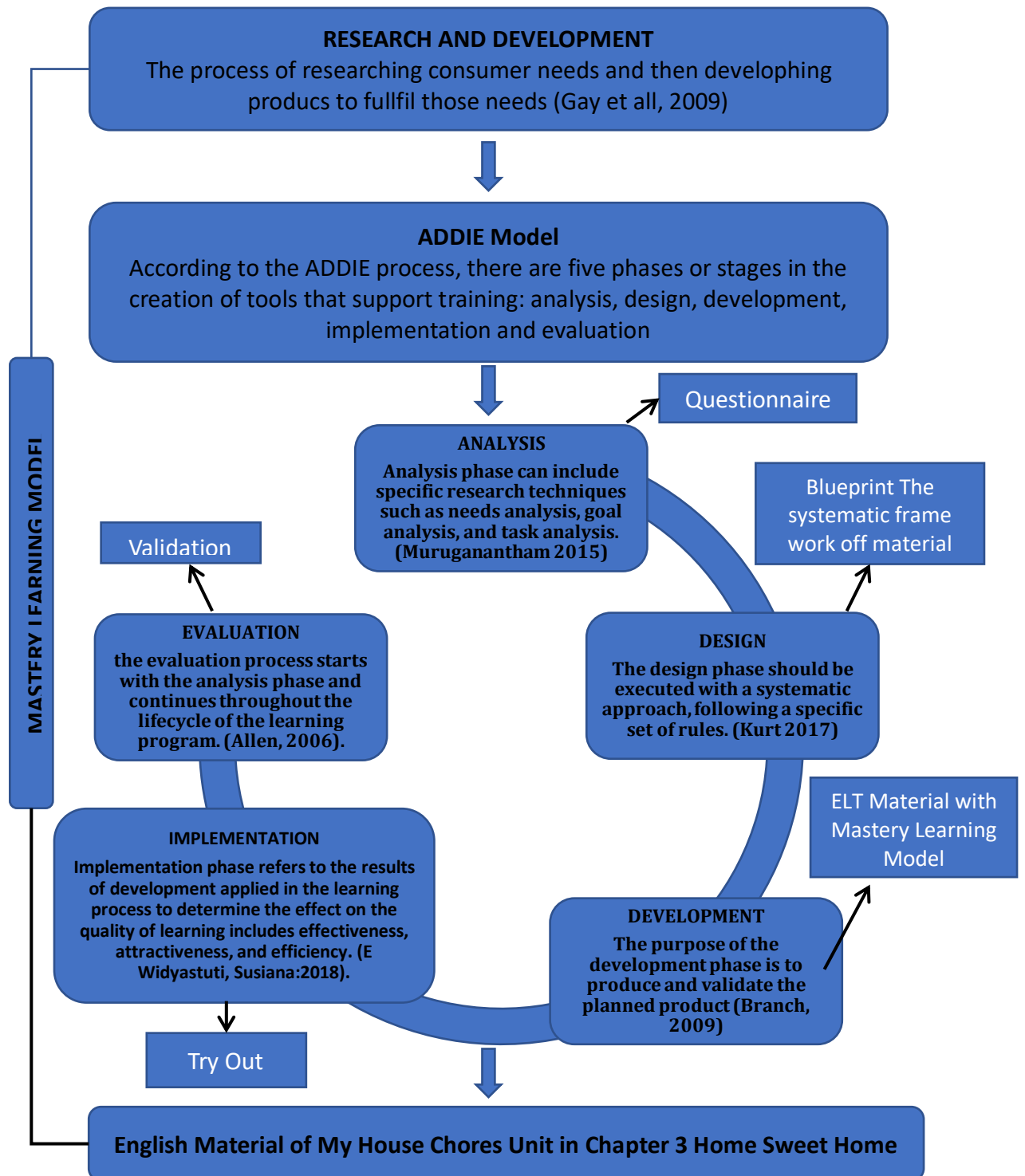


Figure 2.1 Conceptual Framework

The conceptual framework describes the systematic procedures for developing an ELT material-based mastery learning model in English teaching and learning materials. This research applied the R&D method with the ADDIE model as a development design. According to the ADDIE process, there are five phase or stage in creating tools that support training : analysis, design, development, implementation, and evaluation.

The initial stage is analysis, which involves determining what learners need to learn. This includes performing a needs assessment, identifying issues or needs, and analyzing tasks. The result of this phase is a profile of the potential learners, identification of gaps, a clear understanding of their needs, and a thorough task analysis based on those needs.

In the design phase of the ADDIE model aims to develop a learning plan based on the result of the analysis. This stage involves developing a learning plan that involves selecting teaching methods and learning strategies, designing the curriculum structure and sequence of materials, determining evaluation methods and succes criteria, and designing learning and teaching materials.

The development phase of the ADDIE model contains activities to create learning materials and teaching aids or materials that have been planned. At the design stage, a design has been made to implement a new learning model or method. Then at the development stage, the design is implemented in the form of a product that is ready to use. At the design stage,

the application of a new learning model or method has been designed in concept. Furthermore, at the development stage, the preparation and creation of concrete learning tools are carried out, involving the creation of *Rancangan Perangkat Pembelajaran* (RPP), the development of learning media, and the preparation of subject matter in accordance with the model or method.

The implementation phase involves applying newly developed learning materials or strategies in real educational settings to evaluate their impact on learning quality. This phase assesses the effectiveness of the materials in helping students achieve learning goals, their attractiveness in engaging students, and their efficiency in terms of time, effort, and cost. Initially, these materials are tested with small groups of students and instructors to gather detailed feedback. This input is used to make necessary revisions and improvements, ensuring that the final version meets the needs of all users effectively before a broader rollout. However, the implementation stage in this research could not be carried out due to time constraints.

The evaluation stage assesses how well the developed products work and how efficient they are. This phase determines whether the learning system meets the initial expectations and is successful. The results from this evaluation provide feedback to the users of the learning model or method. Based on this feedback, revisions are made to address any unmet needs identified during the evaluation.

CHAPTER III

RESEARCH METHODOLOGY

A. Types and Location of Research

1. Research Type

The researcher employed the Research and Development (R&D) method, which involves a systematic process for creating new products or improve existing ones. The researcher chooses the research and development method to develop a learning product in the form of an English module. This decision is based on the consideration that this method was effectively support researchers in designing an English module with a mastery learning approach, particularly for grade VII students. The aim is to improve students' understanding of English learning materials. Additionally, research and development used provide a solid foundation to produce products that suit the needs and characteristics of grade VII students. Therefore, the research and development method was the right tool to achieve the objectives of developing an English module with a mastery learning approach in the context of grade VII education.

2. Research Location

This research was conducted at MTsn Gowa which is located at Jl. Malino No.7, Balang-Balang, Kec. Bontomarannu, Gowa Regency, South Sulawesi 92171. Madrasah Tsanawiyah Negeri Gowa (MTsN Gowa) is a secondary school with A accreditation that has good learning quality and

is ready to compete in the modern industrial world. The learning time at MTsN Gowa is from morning until noon.

The researcher is interested in conducting research at this school because although it has met the requirements and is accredited A, this school is also a school that has implemented digital learning which certainly provides its own benefits and challenges when applied in the learning system. The facilities at the school can be utilized by researchers to be used as research material whose focus is on the development of module teaching materials, namely printed materials or e-books.

B. Research Approach

This research used the research and development (R&D) method. Research and development is an activity carried out to create and develop products to obtain better results (Kinanti and Nuzula, 2017). Gay (1990), defined Research and Development (R&D) as an effort aimed at creating an effective product for educational settings, rather than testing theoretical concepts. In contrast, Born and Gall (2003) described R&D as a process focused on developing and validating educational products. This process generally follows a series of stages, referred to as the "R&D cycle." These stages encompass researching relevant information related to the product, developing the product in accordance with these insights, conducting field tests within the intended environment, and making necessary revisions to resolve any issues discovered during the testing phase. Based on this explanation, it can be

inferred that Research and Development (R&D) is a research methodology focused on creating specific products. There exist diverse Research and Development models like the Born and Gall model, 4D model, ADDIE model, Kemp model, Dick and Carey model, Assure model, among others. In this study, the researcher employed the ADDIE model. ADDIE, which stands for Analyze, Design, Develop, Implement, and Evaluate. The model begins with analyzing needs and setting objectives, followed by designing a detailed instructional plan. The development phase involves creating the actual materials and resources, which are then implemented in a real educational setting. Finally, the evaluation phase assesses the effectiveness of the entire process, allowing for feedback and revisions.

The ADDIE Model is created to ensure that students achieve learning goals and objectives. It also allows student needs evaluation and provides simple designing and development procedures. The research and development used because the researcher wanted to develop a learning product in the form of an English module. This type of research and development is considered suitable to help researcher in developing English modules with mastery learning model for the seventh grade students.

C. *Research and Development Design*

In this research, the researcher applied the ADDIE (Analyze, Design, Develop, Implement, Evaluate) approach, which is prescriptive and can be adapted to various development contexts.

The ADDIE model stands for Analysis, Design, Development, Implementation, and Evaluation. It is a life-cycle structure used in developing instruction, designing curriculum, and managing the learning process. Every stage in the ADDIE model plays a crucial role in shaping an effective learning program:

1. Analysis

The focus of this stage is on understanding the learning needs, including identification of learning objectives, recognition of the target audience, evaluation of available resources, and a deep understanding of the problems that need to be addressed.

2. Design

For design stage, lesson planning takes place where the identified learning objectives are translated into a structured teaching plan. This process includes the creation of learning tools, selection of learning strategies, and development of detailed lesson plans.

3. Development

At this stage, the production or development of teaching materials occurs in accordance with the previously designed plan. The development team is responsible for creating or compiling the course

materials, as well as customizing them to the relevant technology or platform.

4. Implementation

In the implementation stage, the developed learning materials are introduced into the real learning environment. This process involves the implementation or use of the learning materials in real situations. The implementation stage in this research could not be carried out due to time constraints. Therefore, if desired, the implementation stage can be carried out by next researchers.

5. Evaluation

Evaluation is a crucial step in determining the effectiveness of learning. It includes assessing whether learning objectives have been met, evaluating the program's performance, and collecting feedback from participants to identify areas for improvement or enhancement/

D. Data Source

This research was conducted at MTsN Gowa and involved several research participants. The selection of participants was carried out objectively through sampling to ensure the data generated is representative. Therefore, this research utilized several data sources by involving the participation of students, teacher at MTsN Gowa, and validators. For further information, the research are described as follows:

1. Students

This research was conducted a needs analysis with a focus on data obtained from students as research subjects. The main research subjects are seventh grade students at MTsN Gowa. To determine the number of samples, researcher used the Random Sampling technique. In this study, the researcher take a sample of 5 students from each class VII as the main target. Thus, a total of 30 students sample in this study.

2. Teacher

This research will help teacher identify difficulties and challenges that students may face in learning. In the evaluation phase of the material development results, teacher can provide feedback on the effectiveness and relevance of the materials, as well as suggestions for improvement and further development. It also helps teachers identify aspects that need improvement so that the materials can more effectively meet students' learning objectives.

3. Validators

The researcher also invite two validators who are linguists and development experts from the English Education Department of UIN Alauddin Makassar. The validator team evaluated the results of the material development that has been carried out by researcher. The validators be the ones who provide validation of the Mastery Learning-based teaching material development model in the "My

House" unit. This process was part of the evaluation stage of this research. In the context of this research, the validators validate the blueprint design, and they evaluated the feasibility of the textbook.

E. *Procedures of Collecting Data*

The ADDIE model stands for Analysis, Design, Development, Implementation, and Evaluation. It is a life-cycle structure used in developing instruction, designing curriculum, and managing the learning process. The researcher decided to apply the ADDIE development model because it has systematic stages and is easy to learn. The ADDIE model is a development model that has systematic and simple stages. Branch (2009) in (Sugiyono, 2020) describes the research stages of the ADDIE model as follows :

1. Analysis

The focus of this stage is on understanding the learning needs, including identification of learning objectives, recognition of the target audience, evaluation of available resources, and a deep understanding of the problems that need to be addressed.

2. Design

In design stage, lesson planning takes place where the identified learning objectives are translated into a structured teaching plan. This process includes the creation of learning tools, selection of learning strategies, and development of detailed lesson plans.

3. Development

At this stage, the production or development of teaching materials occurs in accordance with the previously designed plan. The development team is responsible for creating or compiling the course materials, as well as customizing them to the relevant technology or platform.

4. Implementation

In the implementation stage, the developed learning materials are introduced into the real learning environment. This process involves the implementation or use of the learning materials in real situations. The implementation stage in this research could not be carried out due to time constraints. Therefore, if desired, the implementation stage can be carried out by next researchers.

5. Evaluation

The evaluation stage is an important step to assess the effectiveness of learning, it includes evaluation of the set learning objectives, assessment of program performance, and collection of feedback from participants to refine or improve the program.

F. *Research Instrument*

Research instruments are tools or devices used by researcher to collect data in order to answer research questions or test hypotheses. This instrument can be a questionnaire, interview, test, observation, or other measuring device that is in accordance with the research method used. According to Purwanto (2018), research instruments are tools employed

for data collection in research. These instruments are developed in alignment with the measurement objectives and the theory used. There are four instruments used to obtain the data needed in this study, namely:

1. Documents

Documents in research refer to various types of written records or materials related to the entire series of research activities. Researcher analyzed documents such as the *Capaian Pembelajaran (CA)* and the *Alur Tujuan Pembelajaran (ATP)*. The documents include teachers' workbooks and teachers' and students' guides. The evaluation of these documents is important to gain a thorough understanding of the learning outcomes and learning objective pathways in the context of the research.

2. Interview

An interview represents a type of spoken exchange involving two or more individuals, where one individual, known as the interviewer, poses a series of inquiries or subjects to another individual, referred to as the respondent. Interviews are employed as a method of data collection when researchers aim to conduct an initial investigation to identify research-worthy issues or delve deeper into insights from respondents. In this study, the researcher utilizes a semi-structured interview format.

3. Questionnaire

A questionnaire consists of a set of questions that respondents answer either in writing, typically in a self-administered format, or verbally during an interview. It serves as a data collection instrument designed to

gather information from specific individuals or groups through a series of written questions.

Respondents are required to fill in or answer questions in a questionnaire which used as a report. Questionnaires allow researcher to obtain information with high validity and reliability.

The questionnaire that the researcher used consist of several of questions which are divided into two parts. Part one discusses linguistic needs which are divided into two, namely learning ability and learning priority. Meanwhile, part two is divided into 3 parts, namely learning problems, learning attitudes, and learning style. The total number of questions in the questionnaire used by researcher is 24 questions. The questionnaire format that used by researcher was adapted from Kaharuddin (2015).

4. Validation Checklist

A validation checklist is a tool used by to asses and evaluate product created and developed by researcher. As stated by Bandalos (2018). This tool helps validators in checking and assessing the quality and validity of the research products produced. Through the validation checklist, validators can systematically assess various aspects and characteristics that are relevant to the standards or criteria that have been set.

A Validation Checklist serves as a simple form where respondents mark checkboxes provided on the sheet. It is a tool employed by experts to evaluate the outcomes of researcher-developed products. Validation

checklist adapted from Kaharuddin (2015) and filled out by the validators. The validation checklist that used by researcher contains a series of assessment aspects of the product that has been made later. Starting from the assessment of cover, layout, instructional objectives, material organization, systematic content of English and activities/exercise/tasks. These assessment aspects are assessed and validated directly by predetermined validators. The final results of the assessment can later determine the level of validity of the product made by the researcher.

G. Data Processing and Analysis Techniques

In this study, researcher used mixed methods in analyzing data. According to Creswell (2018), mixed research is an approach that merges qualitative and quantitative research methods. Sugiyono (2012) adds that mixed methods research combines both quantitative and qualitative techniques within a single study. This combined approach aims to provide more comprehensive, valid, reliable, and objective data.

1. Qualitative Analysis

Qualitative analysis, according to Miles and Huberman (2014), has a comprehensive and structured approach in exploring qualitative data. They propose several steps or strategies that help in deep understanding of qualitative data:

a. Data Reduction

Data reduction in qualitative analysis involves selecting, focusing, simplifying and abstracting data to sharpen relevant information. This process is carried out throughout the research, starting with the selection of the case to be studied. During data collection, data reduction involves concise note-taking, coding, focusing on themes, and defining problem boundaries. The goal is to produce a narrative of data that is organized, understandable, and focused on justifiable conclusions. Data reduction also helps to find valid data and ensure the truth of the research results with the possibility of rechecking from other sources.

b. Presentation of Data

The second component in qualitative analysis is the presentation of data which is the information resulting from data reduction. Organized logically, systematically, and well organized, data presentation helps understand the interaction between parts. In qualitative research, data presentation is conveyed in the form of narratives, matrices, images, graphs, tables, etc., facilitating analysis and formulation of findings and final conclusions of the research.

c. Inference Drawing/Verification

Drawing conclusions in qualitative research requires the interpretation and analysis of data. These conclusions must be consistently validated throughout the research to confirm their accuracy and relevance. The validity of the insights derived from the data must be

continuously assessed. This verification process includes revisiting the research steps, such as reviewing field data, analyzing reductions based on field notes, and refining preliminary conclusions.

The approach initiated by Miles and Huberman aims to accommodate the complexity of qualitative data, facilitate the analysis process, and enable conclusions based on a deep understanding of the data collected. Through these steps, researcher can systematically explore the meaning and construction hidden in qualitative data.

2. Quantitative Analysis

Quantitative analysis is the process of collecting, compiling, analyzing, and interpreting numerical or number-based data to identify patterns, relationships, or trends present in a study. This approach focuses on using statistical, mathematical, and computational methods to process quantitatively measured data.

a. Need analysis Questionnaire

Needs assessment in R&D is the process of identifying and understanding the needs that must be met or overcome in order to develop a new product, service, or solution. In the context of R&D, needs analysis is conducted to ensure that the innovation or development being undertaken can adequately answer or solve existing problems. Needs analysis questions are designed to determine students' attitudes, opinions, and perceptions of

the materials to be developed. The response to each item in the instrument is on a Likert scale, ranging from very positive to very negative.

Formula:

$$\bar{x} = \frac{\sum fx}{\sum f}$$

Where: \bar{x} = Validity of the expert

$\sum fx$ = Total Empirical Score (result of the validation of the validators)

$\sum f$ = Total Maximum Score

Table 3.1: Category Scores by Kaharuddin (2015)

Score	Proficiency Level	Importance Level	Frequency Level
1	Poor	Not important	Hardly ever
2	Fair	Less Important	Seldom
3	Good	Important	Often
4	Excellent	Very Important	Always

b. Validation Checklist

The validation analysis contains data collected from the results of the validation of learning devices conducted by validators. Data analysis technique used to find the result of the validity level of the product developed displayed below:

$$\bar{x} = \frac{y1+y2}{n}$$

Where: \bar{x} = the average of rating scale

y = the expert

n = total number of expert

The scale of validity level of the product developed displayed below:

Table 3.2: Criteria of Validity adapted by Kaharuddin (2015)

NO	Criteria of Validity	Descriptive rating
1	Not Valid	1.00-1.50
2	Less Valid	1.51-2.50
3	Valid	2.51-3.50
4	Very Valid	3.51-4.00

The table above showed the criteria of validity rate of the product developed. There were four criterias of the validity rate based on the table from not valid until very valid and with the descriptive rating from 1.00 until 4.00.

CHAPTER IV

RESEARCH RESULT AND DISCUSSION

a. *Student Needs of ELT Material Based Mastery Learning of “My House Chores” Unit*

This chapter presented the result of the findings. It was intended to answer the research questions, collected research data is systematically and theoretically presented and analyzed throughout its stages. These analyzed findings play a crucial role in all phases in developing ELT materials for seventh-grade students at MtsN Gowa.

The research findings and discussions are organized according to the stages defined in the ADDIE model. This section details the result of the needs analysis, the structured process of designing and creating the syllabus, the development of the materials, and the validation results of the developed module.

a. Linguistic Needs

Analysis of students' learning abilities and learning priorities was used to identify linguistic needs. The results of this analysis were used to determine the components of English materials in each basic competency and to select the most appropriate learning materials to create a syllabus of English materials in each basic competency.

1) Learning Ability

Table 4.1 Student Learning Ability in explain household activities

Statement	I can explain household activities using English								
Class	VII.1	VII.2	VII.3	VII.4	VII.5	VII.6	Total	Percentage (%)	
Strongly Agree	1	-	2	2	2	2	9	30 %	
Agree	3	1	2	1	1	1	9	30 %	
Disagree	1	3	1	1	2	2	10	33,3 %	
Strongly Disagree	-	1	-	1	-	-	2	6,7 %	

The table of the results for first statement shows that respondents disagree (33.3%) followed by respondents who agree and strongly agree by obtaining the same results, namely (30%) and the rest chose to strongly disagree (6.7%). From the data above, it can be concluded that the majority of respondent less able to explain household activities using English. Therefore, the developed learning materials are organized by increasing the number of tasks related to explaining or speaking.

Table 4.2 Student Learning Ability in Explain The Tools Used to Clean The House

Statement	I can explain the tools used to clean the house using English								
Class	VII.1	VII.2	VII.3	VII.4	VII.5	VII.6	Total	Percentage (%)	
Strongly Agree	1	-	2	4	-	1	8	26,6 %	
Agree	3	1	2	1	3	3	13	43,3 %	
Disagree	1	3	1	-	2	1	8	26,6 %	
Strongly Disagree	-	1	-	-	-	-	1	3,3 %	

The table shows that the majority of respondents agree (43.3%), followed by respondents who strongly agree and chose to disagree with the same results (26.6%) and the rest chose to strongly disagree (3.3%). From the data above it can be concluded that, the number of respondents who can explain the tools used in cleaning the house using English is more. Therefore,

learning materials were organized by including pictures of tools according to the material.

Table 4.3 Student Learning Ability in Explain The Cleaning House They Do at Home

Statement	I can explain the cleaning activities I do at home using English							
Class	VII.1	VII.2	VII.3	VII.4	VII.5	VII.6	Total	Percentage (%)
Strongly Agree	2	-	2	3	1	2	10	33,3 %
Agree	2	2	1		2	1	8	26,6 %
Disagree	1	1	2	2	2	2	10	33,3 %
Strongly Disagree	-	2	-	-	-	-	2	6,7 %

The table of results of the third statement shows that respondents strongly agree (33.3%) followed by respondents who agree (26.6%) and disagree (33.3%) and the rest chose to strongly disagree (6.7%). From the data above, it can be concluded that the majority of respondents agree with the statement above. Therefore, the learning materials developed were organized by increasing the number of tasks related to explaining or oral.

2) Learning Priority

Table 4.4 Student Learning Priority in Learning English

Statement	I like learning English							
Class	VII.1	VII.2	VII.3	VII.4	VII.5	VII.6	Total	Percentage (%)
Strongly Agree	2	3	3	3	2	5	18	60%
Agree	3	-	2	-	2	-	7	23.3%
Disagree	-	1	-	2	1	-	4	13.3%
Strongly Disagree	-	1	-	-	-	-	1	3.3%

Table 4.4 reveals that most respondents strongly agree (60%) with the given statement, while 23.3% agree. A smaller proportion of respondents disagree (13.3%), and an even smaller percentage strongly disagree (3.3%). This indicates that among the 30 students surveyed for this study, those who

enjoy learning English outnumber those who do not. Consequently, the materials are designed to be more engaging to increase students' interest and preference for learning English.

Table 4.5 Student Learning Priority in Reading Books About English

Statement	I like reading books about English subjects							Total	Percentage (%)
	VII.1	VII.2	VII.3	VII.4	VII.5	VII.6			
Strongly Agree	2	2	3	3	1	1	12	40%	
Agree	3	-	2		3	2	10	33.3%	
Disagree	-	2	-	2	1	1	6	20%	
Strongly Disagree	-	1	-	-	-	1	2	6.7%	

Table 4.5 shows that the majority of respondents strongly agree (40%) with the statement given, followed by respondents who agree (33.3%). A small number of respondents disagree (20%) and an even smaller number strongly disagree (6.7%). This means that out of the 30 students chosen as the subject of this study, the number of students who like reading books about English subjects is more than those who do not like. Therefore, the learning materials developed are made more interesting by creating interesting reading content that can encourage students' literacy activities.

Table 4.6 Student Learning Priority in Listening to The Teacher Explanation

Statement	I like listening to the teacher's explanation using English							Total	Percentage (%)
	VII.1	VII.2	VII.3	VII.4	VII.5	VII.6			
Strongly Agree	2	2	4	3	1	2	14	46.7%	
Agree	2	2	1	2	2	2	11	36.6%	

Disagree	-	-	-	-	2	1	3	10%
Strongly Disagree	1	1	-	-	-	-	2	6.7%

Table 4.6 indicates that most respondents strongly agree (46.7%) with the statement, followed by those who agree (36.6%). A smaller percentage somewhat agree (10%), and an even fewer number disagree (6.7%). This suggests that, out of the 30 students surveyed for the study, most students genuinely enjoy listening to the teacher's explanations about English. Consequently, the material includes additional text to incorporate both reading and listening activities for students.

Table 4.7 Student Learning Priority in Doing English Assignments

Statement	I like doing English assignments						Total	Percentage (%)
	VII.1	VII.2	VII.3	VII.4	VII.5	VII.6		
Strongly Agree	2	3	3	3	1	1	13	43.3%
Agree	1	-	2	1	4	4	12	40%
Disagree	2	2	-	-	-	-	4	13.3%
Strongly Disagree	-	-	-	1	-	-	1	3.3%

Table 4.7 shows that the majority of respondents strongly agree (43.3%) with the statement given, followed by respondents who agree (40%). Some respondents disagree (13.3) and an even smaller number strongly disagree (3.3). From this it can be concluded that the majority of students really like doing English assignments. Therefore, materials supplemented with assignments still be presented to improve students' understanding.

Table 4.8 Student Learning Priority in Being Given Examples of Materials

Statement	I like being given examples of materials that use English							Total	Percentage (%)
	VII.1	VII.2	VII.3	VII.4	VII.5	VII.6			
Class									
Strongly Agree	3	2	4	3	1	3	16	53.3%	
Agree	1	-	1	1	2	2	7	23.3%	
Disagree	1	2	-	-	2	-	5	16.7%	
Strongly Disagree	-	1	-	1	-	-	2	6.7%	

Table 4.8 indicates that the majority of respondents strongly agree (53.3%) with the statement I like written being given examples of materials that use English, followed by respondents who agree (23.3%). A small number of respondents disagree (16.7%) and an even smaller number strongly disagree (6.7%). It can be concluded that most students like to be given examples of materials that use English. Therefore, the material is presented again, but presented with a simpler sentence presentation so that students who do not understand the material can master the material.

Table 4.9 Student Learning Priority in Written Assignments

Statement	I like written assignments						Total	Percentage (%)
	VII.1	VII.2	VII.3	VII.4	VII.5	VII.6		
Class								
Strongly Agree	3	2	2	2	1	2	12	40%
Agree	1	1	3	2	3	-	10	33.3%
Disagree	1	2	-	1	-	1	5	16.7%
Strongly Disagree	-	-	-	-	1	2	3	10%

Table 4.9 indicates that the majority of respondents strongly agree (40%) with the statement I like written assignments, followed by respondents who agree (33.3%). A small number of respondents disagree

(16.7%) and an even smaller number strongly disagree (10%). So, it can be concluded that most students like to be given writing assignments and there are also students who still do not like writing assignments. Therefore, the material is presented with more picture tasks than text tasks.

Table 4.10 Student Learning Priority in Oral Assignments

Statement	I like oral assignments							Total	Percentage (%)
	VII.1	VII.2	VII.3	VII.4	VII.5	VII.6			
Class									
Strongly Agree	2	1	2	1	2	1	9	30%	
Agree	1	1	1	1	3	3	10	33.3%	
Disagree	2	1	2	1	-	1	7	23.3%	
Strongly Disagree	-	2	-	2	-	-	4	13.3%	

Table 4.10 indicates that the majority of respondents agree (33.3%) with the statement I like oral assignments, followed by respondents who strongly agree (30%). A small number of respondents disagree (23.3%) and an even smaller number strongly disagree (13.3%). From the data, it can be concluded that students like oral assignments. Therefore, to deliver the material, teaching materials are prepared by considering the use of materials related to oral assignments.

b. Learning Needs

1) Learning Problem

Table 4.11 Student Learning Problem in Understand What The Teacher Explaining in Class

Statement	I don't understand what the teacher is explaining in class						Total	Percentage (%)
	VII.1	VII.2	VII.3	VII.4	VII.5	VII.6		
Class								
Strongly Agree	-	-	1	-	-	-	1	3.3%

Agree	-	1	-	-	-	1	2	6.7%
Disagree	4	1	3	2	5	2	17	56.7%
Strongly Disagree	1	3	1	3	-	2	10	33.3%

Table 4.11 indicates that the majority of respondents disagree (56.7%) with the statement I don't understand what the teacher is explaining in class, followed by respondents who strongly disagree (33.3%). A small number of respondents agree (6.7%) and an even smaller number strongly agree (3.3%). From this data, it can be concluded that students disagree with the teacher's explanation in class, therefore, to deliver the material, teaching materials are prepared by paying attention to the need to understand the material more effectively.

Table 4.12 Student Learning Problem in Understand The Explanation in The Material

Statement	I don't understand the explanations in the material						Total	Percentage (%)
	VII.1	VII.2	VII.3	VII.4	VII.5	VII.6		
Class								
Strongly Agree	-	-	1	-	-	-	1	3.3%
Agree	-	-	-	-	-	1	1	3.3%
Disagree	3	2	3	1	2	2	13	43.3%
Strongly Disagree	2	3	1	4	3	2	15	50%

Table 4.12 shows that the majority of respondents strongly disagree (50%), followed by respondents who disagree (43.3%) with the statement. A small proportion of respondents agree (3.3%) and strongly agree (3.3%). In conclusion, almost all respondents can understand the explanation in the material. Therefore, the material is still presented to strengthen students' understanding.

Table 4.13 Student Learning Problem in Understand The Meaning of The Teacher's Explanation

Statement	I don't understand the meaning of the teacher's explanation								
Class	VII.1	VII.2	VII.3	VII.4	VII.5	VII.6	Total	Percentage (%)	
Strongly Agree	-	-	1	-	-	-	1	3.3%	
Agree	2	-	-	1	-	1	4	13.3%	
Disagree	2	1	4	2	3	2	14	46.7%	
Strongly Disagree	1	4	-	2	2	2	11	36.7%	

Table 4.13 shows that the majority of respondents disagree (46.7%), followed by respondents who strongly disagree (36.7%) with the statement. A small number of respondents agree (13.3%) and an even smaller number strongly agree (3.3%). In conclusion, there were more respondents who could understand the teacher's explanation than those who could not. Therefore, the teacher continues to teach with the usual method.

Table 4.14 Student Learning Problem in Understand The Meaning of The Text in The Material

Statement	I don't understand the meaning of the text in the material								
Class	VII.1	VII.2	VII.3	VII.4	VII.5	VII.6	Total	Percentage (%)	
Strongly Agree	1	-	1	-	-	-	2	6.7%	
Agree	1	1	-	1	-	1	4	13.3%	
Disagree	2	2	4	2	2	2	14	46.7%	
Strongly Disagree	1	2	-	2	3	2	10	33.3%	

Table 4.14 shows that most respondents disagree (46.7%), with a significant number strongly disagreeing (33.3%) with the statement. A smaller portion of respondents agree (13.3%), and an even fewer number strongly agree (6.7%). This suggests that among the 30 students who

								(%)
Strongly Agree	3	3	2	2	2	1	13	43.3%
Agree	1	2	3	2	2	2	12	40%
Disagree	1	-	-	1	-	1	3	10%
Strongly Disagree	-	-	-	-	1	1	2	6.7%

Table 4.16 shows that the majority of respondents strongly agree with the statement (43.3%), and are followed by responses that agree (40%), while respondents who disagree (10%), are followed by respondents who strongly disagree (6.7%). From the data above, it can be concluded that the majority of students prefer to ask the teacher when there is material that they do not understand, so the teacher must be extra to explain or review again if there are students who do not understand the material.

Table 4.17 Student Learning Attitude When Asking Friends

Statement	I like to ask my friends if there is material that I do not understand						Total	Percentage (%)
	VII.1	VII.2	VII.3	VII.4	VII.5	VII.6		
Strongly Agree	3	4	2	3	2	-	14	46.7%
Agree	2	1	1	2	2	2	10	33.3%
Disagree	-	-	2	-	1	2	5	16.7%
Strongly Disagree	-	-	-	-	-	1	1	3.3%

Table 4.17 shows that the majority of respondents strongly agree (46.7%) with this statement. Then followed by respondents who agree (33.3%), respondents who disagree less (16%), and then respondents who strongly disagree with the statement as much as (3.3%). So it can be concluded that the majority of respondents prefer to ask friends if there is material that is not understood

Table 4.18 Student Learning Attitude in Rereading Lessons

Statement	I like to reread the lesson material when there is material that I do not understand							Total	Percentage (%)
	VII.1	VII.2	VII.3	VII.4	VII.5	VII.6			
Class									
Strongly Agree	1	2	3	2	1	1	10	33.3%	
Agree	2	1	2	1	3	1	10	33.3%	
Disagree	2	1	-	1	1	1	6	20%	
Strongly Disagree	-	1	-	1	-	2	4	13.3%	

Table 4.18 indicates that respondents strongly agree (33.3%) with the statement I like to reread the lesson material when there is material that I do not understand, as well as respondents who agree (33%) followed by respondents who disagree (20%) and a smaller number choose to strongly disagree (13.3%). From this data it can be concluded that students like to reread material that they do not understand, therefore in the learning process, the teacher would maximize the opportunity to guide and help answer if there is material that they do not understand.

3) Learning Style

Table 4.19 Student Learning Style of Listening to The Teacher Explanation

Statement	I like listening to the teacher explain						Total	Percentage (%)
	VII.1	VII.2	VII.3	VII.4	VII.5	VII.6		
Class								
Strongly Agree	3	2	2	3	1	2	13	43.3%
Agree	2	1	3	2	4	2	14	46.7%
Disagree	-	1	-	-	-	1	2	6.7%
Strongly Disagree	-	1	-	-	-	-	1	3.3%

Table 4.19 indicates that the majority of respondents agree (46.7%) and even strongly agree (43.3%) with the statement I like listening to the teacher explain, followed by respondents who disagree (6.7%). A small number of respondents agree (6.7%) and an even smaller number strongly disagree (3.3%). From this data, it can be concluded that students like explanations from teachers, therefore, teachers will increase explanations when providing and delivering learning materials.

Table 4.20 Student Learning Style When Learning While Playing

Statement	I like to learn while playing							Total	Percentage (%)
Class	VII.1	VII.2	VII.3	VII.4	VII.5	VII.6			
Strongly Agree	1	3	1	4	2	3	14	46.7%	
Agree	2	1	1	1	-	2	7	23.3%	
Disagree	2	1	3	-	1	-	7	23.3%	
Strongly Disagree	-	-	-	-	2	-	2	6.7%	

Table 4.20 shows that the majority of respondents strongly agree (46.7%), followed by respondents who agree and chose to disagree with the same results (23.3%) and the rest chose to strongly disagree (6.7%). In conclusion, there are more respondents who like learning while playing. Therefore, teachers need to provide ice breaking or games during the learning process.

Table 4.21 Student Learning Style Using Teaching Aids

Statement	I like learning using teaching aids							Total	Percentage (%)
Class	VII.1	VII.2	VII.3	VII.4	VII.5	VII.6			
Strongly Agree	-	1	1	1	-	-	3	10%	

Agree	-	3	4	3	2	4	16	53.3%
Disagree	5	-	-	1	2	1	9	30%
Strongly Disagree	-	1	-	-	1	-	2	6.7%

Table 4.21 indicates that the majority of respondents agree as much as (53.3%) with the statement I like learning using teaching aids, followed by respondents who agree to disagree (30%). A small number of respondents strongly agree (10%) and an even smaller number strongly disagree (6.7%). This means that of the 30 students selected as the subject of this study, the number of students who like to learn using teaching aids is more than those who do not like. Therefore, the learning materials were developed should use teaching aids.

Table 4.22 Student Learning Style Do Assignment With Group

Statement	I like doing assignments with my group of friends						Total	Percentage (%)
	VII.1	VII.2	VII.3	VII.4	VII.5	VII.6		
Strongly Agree	2	3	2	3	-	2	12	40%
Agree	1	2	1	2	3	1	10	33.3%
Disagree	2	-	1	-	1	-	4	13.3%
Strongly Disagree	-	-	1	-	1	2	4	13.3%

Table 4.22 shows that the majority of respondents strongly agree (40%) with the above statement, then (33.3%) of respondents agree with the statement, followed by respondents who disagree (13.3%), and respondents who strongly disagree (13.3%). So it can be concluded from the data above that the majority of respondents strongly agree when doing assignments in groups.

Table 4.23 Student Learning Style Do Assignments in Pairs

Statement	I like doing assignments with my peers							Total	Percentage (%)
	VII.1	VII.2	VII.3	VII.4	VII.5	VII.6			
Strongly Agree	1	4	3	4	2	3	17	56.7%	
Agree	3	-	1	1	2	1	8	26.6%	
Disagree	1	1	1	-	-	-	3	10%	
Strongly Disagree	-	-	-	-	1	1	2	6.7%	

Table 4.23 shows that the majority of respondents strongly agree (56.7%) with the above statement, and (26.6%) of respondents agree, and respondents who disagree less (10%) followed by respondents who strongly disagree (6.7%). So from the above data it can be concluded that respondents prefer to do assignments with their friends, so the teacher must give more assignments that contribute to their fellow friends.

Table 4.24 Student Learning Style Do Their Own Work

Statement	I like to do my own work							Total	Percentage (%)
	VII.1	VII.2	VII.3	VII.4	VII.5	VII.6			
Strongly Agree	2	1	4	1	1	2	11	36.7%	
Agree	2	-	-	3	3	2	10	33.3%	
Disagree	1	3	1	1	1	1	8	26.7%	
Strongly Disagree	-	-	-	-	-	-	1	3.3%	

Table 4.24 indicates that the majority of respondents strongly agree (36.7%) with the statement I like to do my own work, followed by respondents who agree (33.3%). A small number of respondents disagree (26.7%) and an even smaller number strongly disagree (3.3%). From the data, it can be concluded that students like to do their own work. Therefore,

in developing learning materials, it contain some individual tasks or students can work on their own.

Table 4.25 Student Learning Style Use Colorful Pictures

Statement	I like learning using colorful pictures							Total	Percentage (%)
	VII.1	VII.2	VII.3	VII.4	VII.5	VII.6			
Strongly Agree	3	1	2	4	2	4	16	53.3%	
Agree	1	1	3	-	2	-	7	23.3%	
Disagree	1	3	-	-	-	-	4	13.3%	
Strongly Disagree	-	-	-	1	1	1	3	10%	

Table 4.25 shows that the majority of respondents strongly agree (53.3%) followed by respondents who agree (23.3%). A small number of respondents disagree (13.3%) and an even smaller number strongly disagree (10%). This means that of the 30 students selected to be the subject of this study, the number of students who prefer to learn with materials that use colorful pictures is more than those who do not like. Therefore, the learning materials developed were made by presenting some colorful pictures.

More detailed information regarding students' linguistic needs can be found in the following table

Table 4.26 The overall needs inventory from linguistics needs

Linguistic Needs	
Learning Ability	Learning Priority
- Students are less able to explain household activities.	- Students like learning English
- Students are able to mention the	- Students like reading books

<p>tools used to clean the house.</p> <ul style="list-style-type: none"> - Students are less able to explain the cleaning activities they do at home. 	<p>about English subject.</p> <ul style="list-style-type: none"> - Students enjoy doing assignments. - Students like examples of material using text/description. - Students like doing both written and oral assignments. - Students like material with colorful pictures.
--	---

Many students like English lessons such as reading, writing, listening and speaking, according to the results of the needs inventory. To support this, the researcher provided material on household activities so that in the future all students could maximize their abilities.

Along with detailing English home activities that enhance speaking skills, the researcher aimed to boost students' writing and reading skills as well. To achieve this, the researcher introduced a variety of engaging writing and reading activities related to everyday life to keep students interested. Additionally, numerous tasks focused on writing and reading have been provided. More detailed information regarding students' learning needs can be found in the following table.

Table 4.27 The overall needs inventory from learning needs

Learning Needs		
Learning Problem	Learning Attitude	Learning Style
<ul style="list-style-type: none"> • According to the questionnaire result, It can be seen that average student understood the material and the teacher's explanation. 	<ul style="list-style-type: none"> • Students like materials that use pictures to learn. • Students ask the teacher about material they do not understand. • Students ask their peers if there is material they do not understand. • Students review the material they do not understand. 	<ul style="list-style-type: none"> • Students listening to the teacher's explanation. • Students learning through play. • Students learning using visual aids. • Students like working on assignments in groups. • Students like working on assignments in pairs. • Students like working on assignments independently.

The data results showed that the students showed great interest in learning English and were able to name the tools used to clean the house in English. They also showed a tendency to read materials, listen to instructions from the teacher, and do tasks accompanied by explanations and examples, and preferred materials accompanied by colorful pictures. However, students still face difficulties in explaining cleaning activities using English which is related to the simple present tense. According to Muruganatham (2015), Analysis phase can include specific research techniques such as

needs analysis, goal analysis, and task analysis. Need analysis became the first phase to develop a English language teaching material, this is in line with the findings of Nurpahmi, et al (2022). In the needs analysis phase of seventh grade students at MTs Negeri Gowa, the researcher adapted Kaharuddin's theory (2015) which divided students' needs into two parts: learning needs and linguistic needs. Linguistic needs consist of learning abilities and learning priorities, while learning needs consist of learning problems, learning attitudes, and learning styles.

Visual-based media, such as images or illustrations in the study reveals that this type of media are included in the material. Almost each section of the material include colorful images. If students experience difficulties in the learning process, such as not understanding the lesson or material, students can do three things to overcome this, namely: asking the teacher, asking friends, and re-reading the information. The material displayed at each step of mastery learning shows the suitability of the three things above; The material directs students to carry out individual activities, work in pairs, and group discussions. Individual activities give students opportunities for independent learning, while pair work and group discussions help them solve problems. Students can ask the teacher, friends, or read the material repeatedly.

Learning needs show that students' learning style include listening to explanations from the teacher, using teaching aids and learning media, working in groups, pairs and independently. However, despite their efforts,

students still face difficulties in understanding the use of simple present tense to explain household activities. This implies that a more precise and directed teaching approach is required to address this particular difficulty, aligning with the needs analysis approach recommended by Maruganantham (2015).

b. *The Design of ELT Material Based Mastery Learning of “My House Chores” Unit*

After collecting the data above, the researcher began to create a blueprint, namely a material framework that explains the components that are made in the form of a complete material.

a. The Blueprint Content

Table 4 .28 The Blueprint

Need Analysis	ELT Material	Mastery Learning
<p>Learning Ability</p> <ul style="list-style-type: none"> • Students are less able to explain household activities • Students are able to mention the tools used to clean the house. • Students are less able to explain the cleaning activities they do at home. 	<p>To enhance students' comprehension of household activities, a mastery learning-based module was developed. It includes demonstration videos with detailed narratives for visual examples of activities. Additionally, a comprehensive list of household tools with</p>	<p><i>Stage 1: Orientation</i></p> <ul style="list-style-type: none"> • Introduce the topic of household activities. • Introduce the tools used to clean the house.

	<p>pictures and explanations helps students recognize and understand their use. Students engage in group exercises and discussions to practice relevant vocabulary and deepen their understanding.</p>	
<p><i>Learning priority</i></p> <ul style="list-style-type: none"> • Students enjoy learning English. • Students like reading books about English subjects. • Students enjoy doing assignments. • Students are happy with assignments in the form of conversations. • Students like doing both written and oral assignments. 	<p>Engaging modules and relevant online media are used to make learning English more enjoyable. Interactive exercises support students to work on tasks, both written and oral, including conversation tasks.</p>	<p><i>Stage 2: Presentation</i></p> <p>Present the material about simple present tense.</p> <p><i>Stage 3: Structured Training</i></p> <p>Structured exercise on simple present tense.</p>

<p>Learning Problem</p> <ul style="list-style-type: none"> • The questionnaire results show that, on average, students are able to understand the teacher's explanations and the material in the textbooks used. 	<p>The addition of videos explaining the material helps students understand the teacher's explanation and the material in the textbook. Interactive simulations and animations are used to reinforce students' understanding.</p>	<p>Stage 4: Guided Practice</p> <ul style="list-style-type: none"> • Guided practice with teacher support on using simple present tense. • Guided practice on making sticker signs
<p>Learning Attitude</p> <ul style="list-style-type: none"> • Learning media are supplemented with images. • Students ask the teacher about material they do not understand. • Students ask their peers if there is material they do not understand. • Students review the material they do not understand. 	<p>Comprehensive list of household tools with pictures and explanations helps students recognize and understand their use. Students engage in group exercises and discussions to practice relevant vocabulary and deepen their understanding.</p>	<p>Stage 5: Self Practice</p> <ul style="list-style-type: none"> • Self practice on simple present tense and making sticker signs. • Evaluate and reflect on students' independent understanding.
<p>Learning Style</p> <ul style="list-style-type: none"> • Students listening to the teacher's 	<p>Videos about household activity and recordings of the teacher's</p>	<p>Stage 5: Self Practice</p> <p>Use independent materials and exercises</p>

<p>explanation.</p> <ul style="list-style-type: none"> • Students learning through play. • Students learning using visual aids. • Students like working on assignments in groups. • Students like working on assignments in pairs. • Students like working on assignments independently. 	<p>explanations are used to support learning by listening. Educational games and videos are used for learning through play and visual aids. Assignments are used for group and pair work, while independent materials and exercises are used for individual tasks.</p>	<p>for self practice</p>
---	--	--------------------------

The Explanation of The Blueprint:

➤ Orientation First Meeting

At this stage, the teacher has the opportunity to provide students with a basic overview of the material to be learned and its relation to previous learning. The teacher asks sparking questions that can connect the material with students' experiences so that students can be intellectually and emotionally engaged, this can reinforce previous learning and certainly prepare students to actively participate and receive new material.

➤ Presentation First Meeting

At this stage the teacher begins to present material related to home activities, the teacher shows several pictures related to cleaning activities and then asks students what activities they do at home, after that the teacher explains about simple present tense, where this tense is related to the topic discussed, namely doing activities regularly such as household activities.

➤ Structured Training First Meeting

In this section which is called structured training because students begin to work on exercises related to the material discussed previously, students do individual exercises by circling the correct word in a sentence and of course involving language features, namely the use of pronouns.

➤ Guided Practice First Meeting

At this stage, students work on exercises in groups by arranging random words into correct sentences, in addition to discussing with their groupmates, students can also ask the teacher and the teacher still provides direction and guidance as this stage is called guided practice.

➤ Self Practice First Meeting

At this stage of independent practice, students practice by matching cleaning activities in the form of pictures with descriptions or names of activities that match the pictures. Students also make three simple present tense sentences in positive, negative and interrogative forms, this task strengthens and reinforces the material that has been learned. This activity is structured with the aim of providing independent opportunities for students to develop their language skills, especially in expanding relevant vocabulary related to the topics studied. Through this approach, students can dig deeper and more extensively in exploring and internalizing important terms in their learning context.

➤ Orientation Second Meeting

At this stage is not much different from the first orientation stage, the teacher reviews important points about the previous lesson to help students remember what they have learned, followed by asking questions and showing pictures related to the material to be learned.

➤ Presentation Second Meeting

In this part, the teacher presents a video about cleaning activities and directs students to make groups of five to watch and tweet the video together.

➤ Structured Training Second Meeting

Next is the structured training stage. At this stage, students do the task of writing down what activities they get from watching and listening to the video, then they present it in front of the class.

➤ Guided Practice Second Meeting

In this part, the teacher conducts activities that focus on providing exercises to students in the form of texts about sticker marks, students will answer questions by choosing the correct answer according to the reading text.

➤ Self Practice Second Meeting

In this final stage, not much different from the first independent task, students do an exercise by matching the sticker with the corresponding picture, followed by filling in the blank statements related to the topic of sticker signs.

According to the Kurt (2017), the design phase should be executed with a systematic approach, following a specific set of rules. By the same hand, Cheung (2016) states that in design phase, the blueprint (syllabus design) for the teaching and learning materials is designed. The syllabus provides the important components that the researcher needs in developing the materials. Moreover, this phase corresponds with the research conducted by Ulandari, et al (2023). Within this design phase, researcher designed a prototype or blueprint based on students' needs. The blueprint uses the

ADDIE model because this model is relevant to the researcher's steps in developing learning devices. The blueprint also contains the learning steps of the mastery learning model and ELT materials that are clearly explained one by one. The design of ELT materials for the unit "My House Chores" in class VII MTsN Gowa adopts the principle of Mastery Learning to ensure that every student can understand and mastering the material. The mastery learning process begins with the first step of orientation, where learning objectives are stated and questions are discussed as an introduction to the material to be learned. The second step is presentation, which involves ELT material on house cleaning activities and the use of present simple tense. The third step is structured practice, focusing on ELT material that includes questions on simple present tense and pronoun usage as language features in this unit. The fourth step is guided practice, which includes guided tasks and a text titled "Making Sticker Sign". The fifth step is self practice where students are given the task of completing tables related to household activities and work individually to strengthen their understanding of the material that has been learned. At this step, the teacher provides assessment and feedback to students to correct errors in their work.

Following the creation of the blueprint, the material was structured according to the mastery learning model. Designing using the Mastery Learning model involves several main stages to ensure that students achieve a deep understanding before moving on to the next concept. Orientation is the first phase in mastery learning model, where the learning objectives and

outcomes are clearly introduced to set expectations for students. This is followed by the presentation phase, where new materials, concepts and skills are introduced and material delivered using visual teaching materials to maximize learning process. Next comes structured training, where students do teacher-led exercises to reinforce their understanding of the language skills. In the guided practice phase, students apply the knowledge they have learned with support and feedback from the teacher, allowing for the correction of misconceptions. The final stage is called guided practice, this phase encourages students to work independently, reinforcing the material and their ability to apply what they have learned.

c. The Development of ELT Material Based Mastery Learning of “My House Chores” Unit

a. Conceptual Map

This conceptual map was designed to establish a solid foundation for developing English teaching materials using the mastery learning model. By implementing this framework, researcher aim to ensure that every stage of the materials development process adheres to established pedagogical principles. The framework assists in creating a structured and targeted module that corresponds closely with the needs and learning goals of the students.

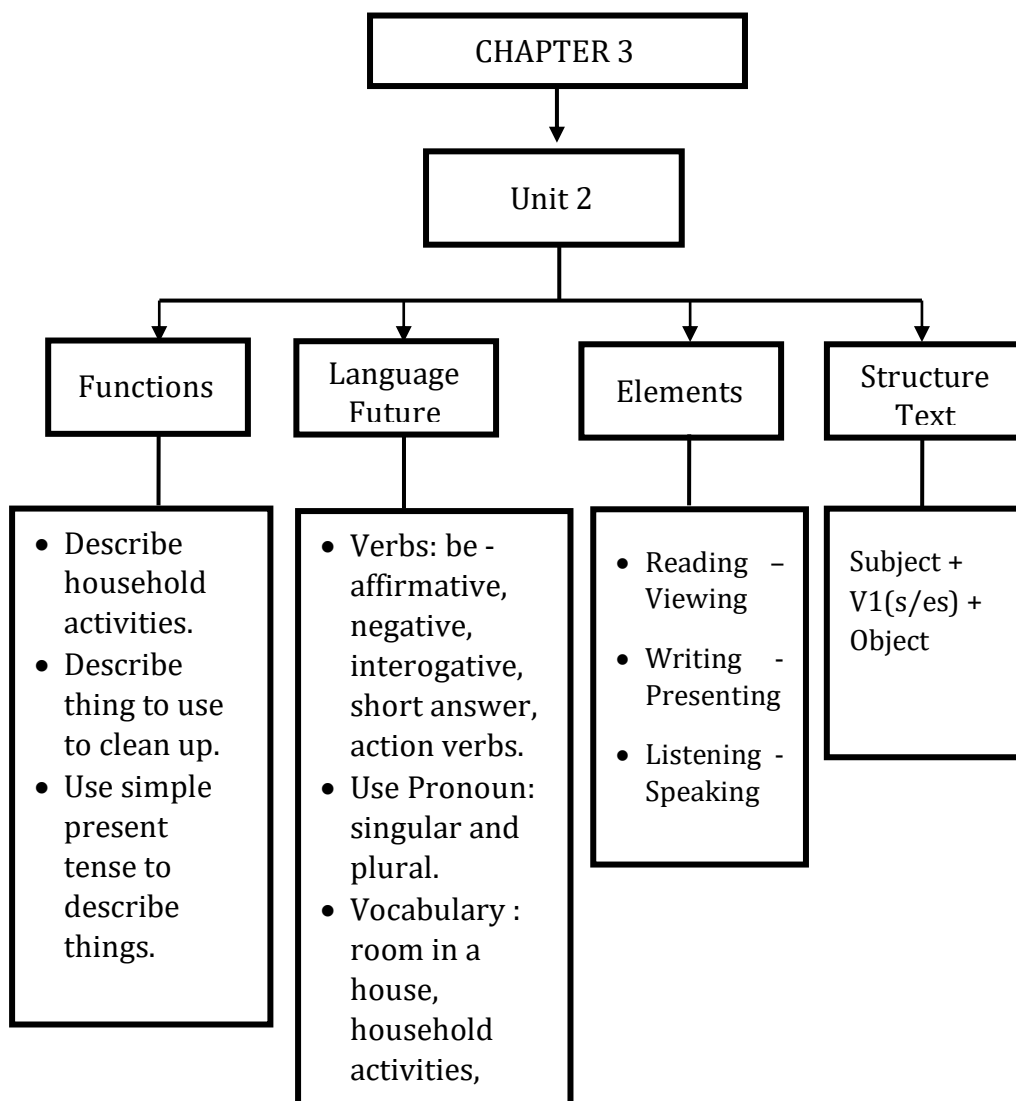


Figure 4.1 Conceptual Map

b. Stating Goal

This material is designed to help students understand and master the subject matter using a mastery learning model. With this model, students are expected to achieve a deep level of understanding and use English confidently after studying this English teaching material.

c. Material Sequence

Speaking, writing, reading, and listening are the four English language abilities that are applied in the research materials. The researcher employed a single kind of learning technique for every skill, in improving students speaking skills they can practice speaking with their friends and doing presentations in front of the class. By helping students comprehend the reading and provide responses to questions regarding the reading, the researcher employs readings with vocabulary and paragraph texts in the reading materials to help students become better readers. The researcher employs word organization to assist students in writing more effectively by arranging the provided words into appropriate sentences and producing descriptive writing..

d. The Organization of the Materials

1) Cover

The cover is a unit page consisting of the chapter title, material unit title, animated image, and elements. The module title "Learning Module" was created as complementary material in the learning process. Second, "Home Sweet Home" shows the name of the unit accompanied by a book illustration. This component informs students that they are entering a new chapter with a new topic. Third, the title of the unit describes "My House Chores", to show about household activities. Introducing students to the topic on the front cover is crucial as it helps them recall prior knowledge and set expectations, thereby motivating them to engage further in their learning. Additionally, the

book features blue as its primary color, selected because blue is commonly associated with junior high schools in Indonesia.

2) Learning Achievement Page

This page contains the learning outcomes, language features, and elements. These components are included to help students identify and locate specific sections of the book more easily. The learning outcomes are provided to give students a clear understanding of the goals they are expected to achieve. The language features and elements are included to clarify the focus of the unit for the students

3) Main Page

The main purpose of this module is to provide orientation, presentation, structured training, guided practice, and self practice. Then there's learning journal and glossary.

4) The Cover of Module Before and After Development Process

In this part, the researcher demonstrates the visual presentation of the English module both before and after its development. The primary aim is to emphasize the distinctions between the module and a conventional textbook, with a specific focus on the development of chapter 3.



Figure 4.2 Before Development Cover



Figure 4.3 After Development Cover

There are differences between the current book and the enhanced module, especially on the cover page. The current textbook features a picture of three children on the cover, while the module cover features a background of a house as the chapter title “Home Sweet Home” followed by elements of a trash can and a people cleaning, which refers to the each unit in the chapter.

Unit 2 My House Chores	Orientation 1
<p>Learning Achievement</p> <p>At the end of Phase D, learners are expected to be able to use written and visual texts in English to interact and communicate in more diverse contexts and in formal and informal situations from simple present tense which is the main reference in learning English in this phase, precisely in Chapter 3 unit 2. In this book, the focus is on simple present tense where the elements in this learning outcome are listening - speaking. In addition, students are encouraged to use English to discuss and convey wishes/feelings. Students are also able to better understand the material and inference skills emerge when understanding (implicit) information. They are able to create structured written and visual texts in English with more diverse vocabulary.</p>	<p>Learning Objective</p> <ul style="list-style-type: none"> • Explaining household activities. • Mentioning the tools used to clean the house. • Explains the cleaning activities you do at home.
<p>Language Features</p> <p>Verbs: be - affirmative, negative, interrogative, short answers.</p> <p>The Pronoun: singular and plural.</p> <p>Vocabulary: room in a house, household activities, things to use to clean up, and things in a house.</p>	<p>Sparking Question</p> <ul style="list-style-type: none"> • Is your room clean? • Do you know the tools used for cleaning?
<p>Elements</p> <p>Listening - Speaking</p> <p>Reading - Viewing</p> <p>Writing - Presenting</p>	

Figure 4.4 After Development Learning Outcomes

Further, the difference lies on the second page of the module, which displays important elements such as learning achievement, language features, and learning elements. The purpose of placement of this component is to give students a clear expectation of what they will be doing during their studies so that they can prepare themselves well.

Once developed, the learning process mastery learning there are additional such as orientation. The "Orientation" level serves as a basis for understanding the context and relevance of the learning material. On this page, the modules are equipped with introductory questions and general information to help learners understand the topics to be studied as well as their relationship to the broader context and everyday life.



Figure 4.6. Before Development in Section 3 Language Focus



Figure 4.5 After Development Presentation 2 stage

Figure 4.6 shows before development which contains written explanations of the material and Figure 4.7 shows After development,

some parts of the textbook are examined as examples. Various formats such as images, activities/tasks and learning videos, have been used to expand student activities.



Figure 4.8 Before Development in Section 1-Say What You Know



Figure 4.7 After Development in Presentation 1 stage

In this section there is not too much difference, the difference only lies in the people, colors and images that perform cleaning activities. even so, this image is still included because it is considered important especially to introduce cleaning activities. in figure 4.8 shows the dominant brown color and in figure 4.9 is blue which is in accordance with the color of the module theme that has been developed.

Figure 4.13 before development shows a wordbox containing vocabulary, this vocabulary is incorporated from all units and is only at the end of the chapter, while Figure 4.12 shows a list of vocabulary that is focused on this unit and is arranged alphabetically and at the end of each unit, so that students can maximize their vocabulary addition.

Conforming to Cahyadi (2019) in development phase, the designer produces and revises the teaching materials as well as deciding the appropriate materials for the students to achieve the learning goals. In this phase, the researcher created the actual teaching and learning materials by objectifying the all components of syllabus design as well as designing the appearance of the material. The purpose of the development phase is to produce and validate the planned product (Branch, 2009). This phase is in line with the research of Nurpahmi, et al (2023) with development of English materials includes conceptual map, goals, materials sequence, English material and worksheet, and additional task. Development phase deals with the stages of developing a learning module for unit 2 "My House Chores". This module is designed based on the blueprint from the design phase using mastery learning approach to improve students' ability to explain household activities using simple present tense. The material about household activities is delivered through video tutorials and some picture tasks, which aims to ensure students' good understanding of this material. Explanations on simple present tense, text structure, example sentences, and pronoun usage as

language features in this unit are also included. Thus, it is hoped that this learning module can help students improve their understanding of simple present tense as well as their ability to explain household activities using English.

e. *The Evaluation of ELT Material Based Mastery Learning of “My House Chores” Unit*

1) Suggestion

After the material has been successfully developed, the new learning module is presented to the consultant and the validator. They have a strong desire to complete this book. Aside from that, the researcher conducts a thorough evaluation of himself, which aids in the improvement of many components of the learning module. The current process of revision and improvement improves the quality and effectiveness of text books as a learning tool for students.

Table 4.29 Suggestion and Revision of Module by Validators

Observer	Suggestion
Consultant	module structure should be uniformed with the team.
Validator 1	<ul style="list-style-type: none"> • Uniform cover layout with the team • Learning outcomes adjust to kemendikbud decree. • Language feature should be included in the module. • Adding paired tasks into this

	module
Validator 2	No revision.

2) The result of Validation Module

Table 4.30 Module validation result

Statement	Score from Validator 1	Score from Validator 2	Mean Score	Result
Cover Design				
1. The cover is attractive to learners	4	4	4	Very valid
Layout				
2. The layout is dear for learners	4	3	3.5	Valid
3. The layout is attractive to the learners	4	4	4	Very valid
Instractional Obejectives				
4. The instractional objectives are clear	3	4	3.5	Valid
5. The instractional objectives are understandable	3	4	3.5	Valid
6. The instractional objectives ordered appropriately	4	3	3.5	Valid
7. The instractional objectives reflect to the topic	4	4	4	Very valid
Organization of Materials				
8. The materials are organized attractively	4	4	4	Very valid
9. The organization of materials in the form of units is appropriate	4	3	3.5	Valid
10. The materials are organized in logically ordered tasks	4	4	4	Very Valid
11. The themes and topics are relevant to the learning materials in each	4	4	4	Very valid

basic competency				
12. They are arranged in a logical sequence on the basic of topic or theme following the indicators	4	4	4	Very valid
13. The materials cover a variety of topics and situation following the indicators	4	4	4	Very valid
14. The materials have already represented the indicators	4	4	4	Very valid
15. The materials are organized in logically ordered tasks following the blueprint	4	4	4	Very valid
16. The materials are appropriate with the stucture of mastery learning	4	4	4	Very valid
17. The materials consist of the subject matters	4	3	3.5	Valid
18. The materials compiled based on the mastery learning model and can increase the students' motivation.	3	4	3.5	Valid
Systematic Content of English				
19. The integrated skills are appropriate to students' level and needs.	4	4	4	Very Valid
20. The are three subject matters (social function, structure text, and linguistics element) in each basic competency.	3	3	3	Valid
21. The structure of arranging the materials following the mastery learning model.	4	4	4	Very valid
Activities / Exercises / Tasks				
22. The activities, exercise, and tasks are interesting.	3	4	3.5	Valid
23. The activities, exercise, and tasks are aimed in	4	4	4	Very valid

developing students' comprehension.				
24. They provide for a real world use of language in daily lives.	4	4	4	Very valid
25. The situation of activities, exercise, and tasks in each subject matter are appropriate to the learners's level and needs.	4	4	4	Very valid
26. The activities, exercise, and tasks provide for varyng learning arreamgement like pairs and working in group.	3	4	3.5	Valid
27. The situation of activities, exercise, and tasks focus on students' comprehension for each indicator.	4	4	4	Very Valid
28. The instruction for the activities, exercise, and tasks are simple andclear.	3	4	3.5	Valid
29. The activities, exercise, and tasks allow for teachers' initiative to modify the activities.	3	4	3.5	Valid
30. The activities, exercise, and tasks' instructions are clear and structured.	3	4	3.5	Valid
Total	3.8= Very valid			

Table 4.31 ATP Validation Result

No.	Components/Indicators	Score from Validator 1	Score from Validator 2	Mean Score	Result
1	Identity ATP contains school name, subject name, class/phase.	3	4	3.5	Valid

2	<p>Learning Outcomes</p> <p>Contains complete learning outcomes in accordance with BSKAP Head Decree No.008/KR/2022 (brief subject rationale, subject objectives, subject characteristics and learning outcomes in one phase).</p>	3	3	3	Valid
3	<p>Learning Objectives</p> <p>Learning objectives contain competencies in attitudes, knowledge, and skills and contain content in accordance with learning outcomes.</p>	3	4	3.5	Valid
4	<p>Time Allocation</p> <p>Allocate the same amount of time as the number of intracurricular hours in a year</p>	4	4	4	Very valid
5	<p>Learning Materials</p> <p>Contains essential learning materials in accordance with learning outcomes.</p>	4	4	4	Very valid
6	<p>Other</p> <p>a. Contains learning methods/models</p> <p>b. Assessment/assessment that can assess attitudes, knowledge, and skills</p> <p>c. Learning resources</p> <p>d. Glossary (optional)</p>	4	4	4	Very valid
<p>Total score</p> <p>Score = (Total score/24) x 100</p>		91.65			
Criteria		Very Good			

Suggestion
Validator 1: <ul style="list-style-type: none"> • Provide the learning rationale • No need to include parts that do not correspond to those shown in the <i>Alur Tujuan Pembelajaran (ATP)</i>
Validator 2: No revision needed.

The evaluation results show that overall, this teaching module received high ratings from the validators. Aspects such as cover design, layout, learning objectives, material organization, systematic English content, and activities/exercises/tasks received an average score of 3.8, indicating that the module is very much up to standard in these respects. With these results, the module was ready for use with minor adjustments based on feedback from the validators. After going through the evaluation of all trials and getting good results, the learning materials are considered valid, in accordance with the recommendations of the experts. The teaching materials have been designed very well for the following reasons: The first validator said that the module is clear because the aims and objectives are stated, it is in accordance with the development framework, while the second validator said that the presentation of materials and content as a whole is in accordance with the mastery learning model.

3) The Strength of The Material

After the English learning materials are designed, there are several advantages that complement the previous materials. The advantages of these materials compared to the previous materials are that the materials have been designed using the mastery learning model which can facilitate teacher in carrying out the learning process systematically according to the stages in the mastery learning model. In addition, the material design presented has more varied learning activities, so that the learning process is not too monotonous for students. The material is also packaged in simple concepts so that it can make it easier for students to understand. Researcher use a variety of interesting images and add videos that are easily accessible to maximize students in understanding the material.

4) The Weakness of The Material

After the learning materials were designed and assessed by experts, this material had some shortcomings, particularly in the instructional objectives and exercises sections, but all of that has been corrected by researcher and also completing the required improvements especially making interactional objectives clearly also adding tasks in pairs in this module.

In the ADDIE model, evaluation was used to determine whether the learning resources' quality satisfied the standard that established during the design stage. The objectives chosen based on weighted assessments of

learning and performance goals. The entire research and product development process was evaluated in this phase, especially for syllabus and module. According to Cahyadi (2019), evaluation is a process of measuring the worth of the developed materials. In compliance with Allen (2006), the evaluation process starts with the analysis phase and continues throughout the lifecycle of the learning program. In addition, this phase is in line with the findings of Nur Aliyah Nur, et al (2022). Following the design of a module tailored to student needs using the mastery learning model, the researcher proceeded to the subsequent stage, which involved validating it with experts to ascertain its alignment with student requirements.

The validation process engaged two experts, both of whom endorsed the findings derived from the research. They concluded that overall, the module adequately met student needs and various other crucial criteria. Therefore, it can be inferred that the module is deemed valid and holds potential to be implemented as a feasible alternative learning resource for students, thereby enhancing their motivation to learn.

CHAPTER V

CLOSING

A. Conclusion

The following conclusions can be taken from the study systematics based on the research questions that have been formulated:

1. The research shows that seventh grade students of MTsN Gowa actually like and are interested in learning English and can mention the tools used to clean the house using English. The data results show that students prefer activities such as reading, listening to instructions from the teacher, doing tasks with examples and colored pictures, and generally understanding the material well. However, despite this interest, they have difficulty in explaining household activities related to simple present tense material. Students tend to use pictures as aids in learning and often ask questions to the teacher, discuss with peers or repeat the material when facing difficulties. The most preferred learning methods include listening to explanations from the teacher, learning through play, using various tools and media, working in groups, pairs, or individually. although they have tried various learning methods, they still have difficulties in understanding simple present tense material and explaining household activities using English.
2. The ELT material for the "My House Chores" unit is designed based on the mastery learning model, following the ADDIE approach (Analysis,

Design, Development, Implementation, and Evaluation). The design adopts the principle of Mastery Learning. The mastery learning process begins with the first step of orientation, where learning objectives are stated and questions are discussed as an introduction to the material to be learned. The second step is presentation, which involves ELT material on house cleaning activities and the use of present simple tense. The third step is structured practice, focusing on ELT material that includes questions on simple present tense and pronoun usage as language features in this unit. The fourth step is guided practice, which includes guided tasks and a text titled "Making Sticker Sign". The fifth step is self practice where students are given the task of completing tables related to household activities and work individually to strengthen their understanding of the material that has been learned. At this step, the teacher provides assessment and feedback to students to correct errors in their work.

3. ELT material developed for seventh-grade students at MTsN Gowa in the "My House Chores" unit follows the Mastery Learning Model. This module, designed from the blueprint phase, uses mastery learning to enhance students' skills in describing household activities using simple present tense. It includes video tutorials and picture tasks to ensure thorough comprehension of household activities. The module covers explanations of simple present tense, text structure, example sentences, and pronoun usage. Its goal is to improve students'

understanding of simple present tense and their ability to describe household activities in English.

4. Evaluation of ELT Material in the "My House Chores" Unit for Seventh Grade Students at MTsN Gowa, based on the Mastery Learning Model, involved validating a module tailored to student needs. After designing the module, the researcher validated it with experts to ensure alignment with student requirements. Two experts endorsed the findings, concluding that the module adequately met student needs and other crucial criteria. Thus, the module is considered valid and has the potential to serve as an effective alternative learning resource, enhancing student motivation.

B. Implications of Research

The study's findings suggest several recommendations. Firstly, it is advised to pursue further research to evaluate the effectiveness of the developed learning module. Additional studies can examine how the mastery learning model-based module influences students' comprehension and proficiency in explaining household activities using simple present tense. Moreover, there is a need to create a teacher's guidebook or manual that aligns with the mastery learning approach. Such a guidebook would support educators in effectively implementing this approach in their classrooms.

Secondly, future research should consider integrating technological advancements to ensure inclusivity across all secondary schools. This adaptation would facilitate widespread implementation of these modules,

enhancing education quality and broadening the positive impact of the research findings.

BIBLIOGRAPHY

- Abdullah Sani, Ridwan. 2019. Strategi Belajar Mengajar. Depok: Rajawali Pers.
- Agusman, A. (2023). Implementasi Mastery Learning (Belajar Tuntas) untuk Mencapai Standar Kompetensi Siswa dalam Pembelajaran PAI di SMKN 1 Siak Kecil Kabupaten Bengkalis. *Jurnal Pendidikan Tambusai*, 7(1), 1308-1317
- Al-Tabany, Trianto, I.B. (2017). Mendesain Model Pembelajaran Inovatif, Progresif, dan Kontekstial. Jakarta: PT. Kharisma Putra Utama
- Anjayani, Suprpto. (2016). Error Analysis on the Use of Prepositions in Students' Writing. *Journal of English Language Teaching*.
- Arsyad, A., Yaumi, M., Asik, N., Nur, M., & Rasyid, A. (2019). The Development Of Indonesian Language Teaching Materials Based On Knowledge Integration In Islamic Higher Education.
- Aulia. (2021). Penerapan Model Pembelajaran Mastery Learning Dalam Meningkatkan Hasil Belajar Ipa Pada Peserta Didik Kelas Ix.3 Smp Negeri 32 Palembang. *Jurnal Edukasi: Kajian Ilmu Pendidikan*, 7(2), 60–72. <https://doi.org/10.51836/je.v7i2.250>
- Bandalos, D. L. (2018). Measurement theory and applications for the social sciences. Guilford Publications.
- Belawati, T. (2003). Pengembangan Bahan Ajar. Jakarta. Pusat Penerbitan UT.
- Depdiknas, P. B. (2002). Kamus besar bahasa Indonesia. Jakarta: Balai Pustaka, 244
- Fatmawati, A., Nurpahmi, S., & Nur, M. J. A. (2020). Developing Elt Reading Skills Material for Pharmacy At Uin Alauddin Makassar. *Proceedings of the 2nd International Conference on English Language Education (ICONELE) 2020*, 481–498.
- Fathurrohman, M. (2015). Model-model pembelajaran Inovatif. Jogjakarta: Ar-Ruzz Media.
- Febraningrum, M. I. N., & Suroso, B. (2023). A Content Analysis of English Textbook "English For Nusantara" for 7 Grade Junior High School in Kurikulum Merdeka. *Proceedings Series on Social Sciences & Humanities*, 13, 145–152. <https://doi.org/10.30595/pssh.v13i.897>

- Guskey, T.R., 2010. *Lessons of mastery learning*
- Harjanto. (2008). *Perencanaan Pengajaran*. Jakarta: Rineka Cipta.
- Ironsmith, M., & Eppler, M. A. (2007). Mastery learning benefits low-aptitude students. *Teaching of Psychology*, 34(1), 28–31
- Joyce, B. R., Weil, M., & Calhoun, E. (1986). *Models of teaching* (Vol. 499). Prentice-Hall Englewood Cliffs, NJ.
- Jumadi. (2017). *Model-Model Pembelajaran Kelompok Sistem Perilaku*. Yogyakarta: Universitas Negeri Yogyakarta.
- Laily, R. (2021). Penerapan Model Pembelajaran Mastery Learning Pada Peserta Didik Kelas Xii Ips.I Sma Negeri 10 Batanghari Dalam Meningkatkan Hasil Belajar Bahasa Inggris. *Wahana Didaktika*, 19(2), 190.
- Lestari, Ika. (2013). *Pengembangan Bahan Ajar Berbasis Kompetensi: Sesuai dengan Kurikulum Tingkat Satuan Pendidikan*. Padang: Akademia.
- Levin, D.U. and Associates (Ed) (1985). *Improving student achievement through mastery learning program*. San Francisco: Jossey-bass Publishers
- Lince, L. (2022). Implementasi Kurikulum Merdeka untuk Meningkatkan Motivasi Belajar pada Sekolah Menengah Kejuruan Pusat Keunggulan. *Prosiding Seminar Nasional Fakultas Tarbiyah Dan Ilmu Keguruan IAIM Sinjai*, 1(1), 38-49. <https://doi.org/10.47435/sentikjar.v1i0.829>
- Melvin L. Silberman, *Active learning 101 Cara Belajar siswa aktif*, (Bandung: Nuansa, 2006), hal.238-239
- Mesra, R. (2023). *Research & Development Dalam Pendidikan*. In <https://doi.org/10.31219/Osf.Io/D6Wck>.
- Nazona. (2022). Implementasi Mastery Learning (Belajar Tuntas) untuk Mencapai Standar Kompetensi Siswa dalam Pembelajaran PAI di SMAN 1 Pekanbaru. *Jurnal Pendidikan Tambusai*, 6(1), 3862–3870. <https://www.jptam.org/index.php/jptam/article/view/3463%0Ahttps://www.jptam.org/index.php/jptam/article/download/3463/2953>
- Nur, Nur Aliyah, Nur Syamsi, Sitti Nurpahmi, Aas Handayani, Nurayinun Fauzil Fitri, Indah Fadhilah Rahman, and Shopia Azhar. 2022. "Designing English Language Teaching Material for Phisics Edecation Department Students at UIN Alauddin Makassar." *ICSIS (International*

Conference on Social and Islamic Studies 2(2011):1022–40.

- Octavia, Silphy. (2020). Model Model Pembelajaran. Yogyakarta: Deepublish.
- Pardo N, & Téllez, M. F. (2009). ELT materials: The key to fostering effective teaching and learning settings. *Profile Issues in Teachers Professional Development*, 11(2), 171–186.
- Riswakhayuningsih, Tri. 2022. “Pengembangan Alur Tujuan Pembelajaran (Atp) Mata Pelajaran Ilmu Pengetahuan Alam (Ipa) Kelas Vii Smp.” *RISTEK: Jurnal Riset, Inovasi Dan Teknologi Kabupaten Batang* 7(1):20–30. doi: 10.55686/ristek.v7i1.123
- Saputro, Budiyo. 2016. Manajemen Penelitian Pengembangan (Research & Development) Bagi Penyusun Tesis Dan Disertasi. Salatiga: Aswaja Pressindo
- Setyosari, H. P. (2019). Metode penelitian pendidikan dan pengembangan.
- Sidiq, R. (2020). Pengembangan e-modul interaktif berbasis android pada mata kuliah strategi belajar mengajar. *Jurnal Pendidikan Sejarah*, 9(1), 1–14.
- Sugiyono. 2010. Metode Penelitian Pendidikan Pendekatan Kuantitatif, kualitatif, dan R&D. Bandung: Alfabeta
- Trianto. (2013). Mendesain Model Pembelajaran Inovatif, Progresif, Konsep, Landasan, dan Implementasinya Pada Kurikulum Tingkat Satuan Pendidikan (KTSP). Jakarta: Kencana Prenada Media Group
- Wahyuni, S., & Sulhadi, S. (2020). Pengembangan Perangkat Pembelajaran Materi Gerak Berbasis Mastery Learning Untuk Siswa SMA. *UPEJ: Unnes Physics Education Journal*, 9(1), 60–72.
- Wena, Made. 2011. Strategi Pembelajaran Inovatif Kontemporer. Jakarta: Bumi Aksara.
- Whiting, B., & Render, G.F., (1982). Nine semester review of cognitive and affective outcomes of a mastery learning approach in distributive education classes.
- Yaumi, M. (2023). *Developing Elt Materials For Management Students*. 3(1).
- Yassi, A. H., & Kaharuddin, A. (2015). Syllabus Design for English Language Teaching. TrustMedia Publishing.

APPENDICES

APPENDIX 1. Questionnaire for Students

Instructions

This questionnaire was given for the collection of thesis research data for students majoring in English Language Education UIN Alauddin Makassar and aimed to find out the needs of English material for grade VII students at MTsN Gowa for the 2024-2025 academic year. Therefore, answer the questions below by placing a checkmark (√) in the "Disagree", "Disagree", "Agree" or "Strongly agree" columns according to the situation you are facing when learning English in the classroom. I hope you answer each of the questions below honestly and truthfully according to the facts you have experienced to help make this research a success. Please fill this instrument HONESTLY based on what you feel by putting a CHECK mark (√) on the appropriate selection.

A. Student Identity

Name :

Nis :

Class :

B. Questionnaire

Part 1 : Linguistic Needs

No	Question	Answer			
		Disagree	Disagree	Agree	Strongly Agree
Learning Ability					
1	Can I describe myself in English?				
2	Can I describe my friends in English?				
3	Can I write the physical characteristics of your classmates in English?				
4	Can I describe your favorite food in English?				
5	Can I write down my likes and dislikes in English?				
6	Can I write down the favorite food of people around me in English?				
7	I can mention some of my favorite snacks using English				

8	I can describe the characteristics of my favorite snacks in English				
9	I can explain some typical Indonesian snacks from various regions using English				
10	I can identify the tools and ingredients I usually use when cooking in English				
11	I can write down the sequence of steps in making something in English				
12	I can identify the structure of the procedural text of a recipe and write down examples using English				
13	I can describe the things in the house using English				
14	I can write down the characteristics of objects in the house using				

	English				
15	I can identify the position of objects in the house using English				
16	I can explain the home activities in English				
17	I can explain the tools used to clean the house in English				
18	I can explain the cleaning activities I do at home in English				
19	I can describe the garbage in the house based on its category in English				
20	I can write down the garbage in the house by category using English				
21	I can use imperative sentences using English				
Learning Priority					
22	I love learning English.				
23	I love reading books about English subjects.				

24	I love listening to your teacher's explanation of English lessons.	
25	I like to do English assignments.	
26	I like to be given examples of conversations that use English.	
27	I like to be given examples of descriptive text.	
28	I like to learn to use colorful pictures?	

Part II : Learning Needs

No	Question	Answer			
		Disagree	Disagree	Agree	Strongly Agree
Learning Problem					
1	I didn't understand the explanation that the teacher explained in class				
2	I don't understand the explanation in the material.				

3	I didn't understand the meaning of the teacher's explanation.				
4	I don't understand the meaning of the text in the material				
Learning Attitude					
5	I like materials that use images to learn				
6	I like to ask the teacher when there is material that I don't understand.				
7	I like to ask my friends if there is any material that I don't understand.				
8	I like to re-read the subject matter when there is material that I don't understand.				
Lerning Style					
9	I love listening to my teacher explain				
10	I like to learn while playing				
11	I love learning to use props				

12	I like to do assignments with my group mates	
13	I like to do assignments with my bench mates	
14	I like to do my own assignments	

Source: Adapted from Andi Kaharuddin (2015)

APPENDIX 2. The Result of Questionnaire Data Processing

No	Statement	Answer																								Total			
		VII 1				VII 2				VII 3				VII 4				VII 5				VII 6				VII			
		SA	A	D	SD	SA	A	D	SD	SA	A	D	SD	SA	A	D	SD	SA	A	D	SD	SA	A	D	SD	SA	A	D	SD
Learning Ability																													
1.	I can explain household activities using English	1	3	1			1	3	1	2	2	1		2	1	1	1	2	1	2		2	1	2		9	9	10	2
2.	I can explain the tools used to clean the house using English	1	3	1			1	3	1	2	2	1		4	1				3	2		1	3	1		8	13	8	1
3.	I can explain the cleaning activities I do at home using English	2	2	1		2	1	2		2	1	2	1	2	3		2	1	2	2		2	1	2		10	8	10	2

Learning Priority																													
4.	I like learning English	2	3			3		1	1	3	2			3		2		2	2	1		5				18	7	4	1
5.	I enjoy reading books about English subject	2	3			2		2	1	3	2			3		2		1	3	1		1	2	1	1	12	10	6	2
6.	I like listening to the teacher's explanations about English	2	2		1	2	2		1	4	1			3	2			1	2	2		2	2	1		14	11	3	2
7.	I enjoy doing English assignments	2	1	2		3		2		3	2			3	1		1	1	4			1	4			13	12	4	1
8.	I like being given example of conversations in English	3	1	1		2		2	1	4	1			3	1		1	1	2	2		3	2			16	7	5	2

9.	I prefer written assignments	3	1	1		2	1	2		2	3			2	2	1		1	3		1	2		1	2	12	10	5	3	
10.	I enjoy oral-based assignments	2	1	2		1	1	1	2	2	1	2		1	1	1	2	2	3			1	3	1		9	10	7	4	
Learning Problem																														
11.	I don't understand the explanations given by the teacher			4	1		1	1	3	1		3	1			2	3			5				1	2	2	1	2	17	10
12.	I don't understand the explanation within the material			3	2			2	3	1		3	1			1	4			2	3			1	2	2	1	1	13	15
13.	I don't understand the meaning		2	2	1			1	4	1		4			1	2	2			3	2			1	2	2	1	4	14	11

APPENDIX 3. Alur Tujuan Pembelajaran

Flow and Learning Objectives

School : MTs. Negeri Gowa
Subject : English
Class/Phase : VII/1
Academic Year : 2023/2024

A. Learning Outcomes of English Subjects for Junior High School Grade VII (Phase D)

At the end of Phase D, students are expected to be able to use oral, written and visual texts in English to interact and communicate in more diverse contexts and in formal and informal situations, various types of texts such as narratives, descriptions, procedures, special texts (short messages, advertisements) and original texts become the main reference in learning English in this Phase. In this book, the texts that are the focus are descriptive texts, simple present tenses, and short messages. In addition, students are encouraged to use English to discuss and convey their desires/feelings. Students are also able to better understand written texts and emerge inference skills when understanding implicit information. They are able to create written and visual texts in English that are structured with a more diverse vocabulary by understanding the purpose and audience in their creation.

B. Subject Rationale

The flow and objectives of this learning contain a map of the English learning path in phase D which is a derivative of the learning outcomes that have been set. This plot and goal contains six language skills, namely listening - speaking, reading - watching, and writing - presenting. Each of these language skills has certain achievements, all of which boil down to the ultimate goal, namely the ability to interact and communicate in English. Then, in this phase, it is divided into three grade levels, namely 7, 8, and 9. Each of these levels has a different depth and breadth of material context. The flow and objectives of this learning are based on the Revised Edition of Bloom's Taxonomy, with a genre-based approach. This approach is in line with the goal of language learning in general, namely to communicate. The process does not just emphasize grammatical problems. But it also provides students with a real opportunity to understand about how the language is built and how it is used in a variety of social contexts.

C. Learning Outcomes Elements Phase D Elements

Element	Description
Reading – Viewing	students independently read and respond to familiar and unfamiliar texts containing predictable structures and familiar vocabulary. They locate and evaluate main ideas and specific information in texts of different genres. These texts may be in the form of print or digital texts, including visual, multimodal or interactive texts. They identify the purpose of texts and begin to make inference to comprehend implicit information in the text.
Listening – Speaking	Students use English to interact and exchange ideas, experiences, interests, opinions and

	<p>views with teachers, peers and others in an increasing variety of familiar formal and informal contexts. With some repetition and rewording, they comprehend the main ideas and relevant details of discussions or presentations on a variety of general interest topics. They engage in discussion such as giving opinions, making comparisons and stating preferences. They explain and clarify their answers using basic sentence structure and verb tenses.</p>
Writing – Presenting	<p>Students communicate their ideas and experience through simple, organized paragraphs, demonstrating a developing use of specific vocabulary and simple sentence structures. Using models, they plan, create and present informative, imaginative and persuasive texts in simple and compound sentences to structure arguments and to explain or justify a position. They include basic information and detail, and also vary their sentence construction in their writing. Students express ideas in the present, future, and past tenses. They use time markers, adverbs of frequency and common conjunctions to link ideas. Their attempts to spell new words are based on known English letter-sound relationships and they use punctuation and capitalization with consistency.</p>

Learning Achievement	Material	Elements	Time Allocation	Pancasila Student Profile	Learning Activity	Need Analysis
<ul style="list-style-type: none"> Students are able to explain home activities. Students were able to mention the tools used to clean the house. Students are able to explain the cleaning activities carried out at home. 	Home Sweet Home <ul style="list-style-type: none"> Unit 2 (My House Chores) 	<ul style="list-style-type: none"> Listening – Speaking 	6 JP	<ul style="list-style-type: none"> Faith, devotion to God Almighty, and noble character. Global diversity Gotong Royong Self-sufficient Critical reasoning 	Orientation <ol style="list-style-type: none"> The teacher conveys the learning objectives and graduation requirements. The teacher conveys an outline of the scope of the material and its relation to the student's previous learning and daily experience. Teachers convey 	The orientation activity is carried out as an initial stage in the mastery learning model to meet the needs analysis in the linguistic needs section, namely students like to listen to the teacher's explanation of English lessons.

				<ul style="list-style-type: none"> • Creative 	<p>learning steps such as various components of learning content and student responsibilities that are expected during the learning process.</p>	
					<p>Presentation</p> <p>1. The teacher explains the new concept or skill with examples.</p>	<p>Presentation activities are carried out as the second stage in the mastery learning model also to meet the needs analysis, especially the learning needs section,</p>

						namely students like to listen to the teacher explain.
					2. Teachers use visual, video or audio visual teaching materials to train new concepts and skills of students.	Based on the results of the analysis of students' needs, it was found that the majority of them liked materials that used pictures, especially colorful pictures for learning.
					3. Teachers conduct questions and answers or discussions related to new concepts or skills	Furthermore, based on the results of the analysis of student needs, the majority of respondents liked to ask teachers and friends if

					<p>that have been learned to find out how far students have understood so that students will not experience difficulties in the next stage, namely practice.</p>	<p>there was material that they did not understand, that way, conducting questions and answers and discussions could help students in understanding the material.</p>
					<p><i>Structured Training</i></p> <p>1. The teacher gave examples of exercises to students in the form of important steps in completing</p>	<p>Structured exercises are the third stage in the mastery model, at this stage the teacher gives students examples of practice explaining problems/tasks, this is in</p>

					<p>assignments.</p> <p>2. The teacher opens a discussion forum in class by giving several questions related to the material to students to test the extent of their understanding.</p> <p>3. Teachers provide feedback on students' responses and motivate them to understand more about the material they are learning and be able to</p>	<p>line with the results of the analysis of students who like to listen to the teacher explain, besides that the teacher needs to give some questions to students and provide feedback on the answers.</p>
--	--	--	--	--	--	--

					answer questions correctly.	
					<p><i>Guided Practice</i></p> <p>1. The teacher gives assignments to students to do but still explains how to solve them first. The concept of assignment given by the teacher combines games in it so that students are more interested and learning is also more fun.</p> <p>2. Teachers</p>	<p>Guided practice activities are the fourth stage in the mastery learning model, at this stage the teacher provides opportunities for students to practice solving a problem, but is still under guidance in solving it. Through this guided activity, teachers can assess students' ability to complete a number of assigned tasks and provide</p>

					<p>supervise and review student performance and provide feedback on student performance results.</p>	<p>corrective feedback if needed. In addition, the assignment can certainly increase the understanding that students have because it contains exercises about the material learned, especially when combining games in the assignment. Based on the results of the needs analysis, it also shows that most students like to do assignments, be it in groups, independently, or even in pairs with their peers.</p>
--	--	--	--	--	--	--

					<p><i>Self-practice</i></p> <p>1. Teachers provide independent exercises and assignments to students that aim to strengthen or strengthen the material studied.</p> <p>2. Teachers assess the results of</p>	<p>Independent practice activities are the last and core stage in mastery learning, the purpose of independent practice in addition to strengthening the material that has been learned is to ensure students' memory and</p>

					<p>students' work after completing the task completely and teachers give feedback if students still have mistakes in their work.</p>	<p>improve students' fluency in solving a problem/task so that students are able to master the material before moving on to the next material, in this stage students complete assignments without teacher guidance or in the form of homework (homework). This is also related to the results of the analysis of the needs of students, the majority of whom like to do their own assignments. The role of the teacher in this stage is to provide</p>
--	--	--	--	--	--	---

						assessments, assessments are carried out to measure the level of knowledge and understanding that students have after going through a series of learning.
					<i>Closing Activities</i> <ol style="list-style-type: none">1. Teachers and students convey conclusions and reflections on the activities that have just been carried out.2. Teachers provide feedback and moral	

					<p>messages from learning.</p> <p>3. The teacher conveys the lesson plan for the upcoming meeting, then closes the learning activity by saying greetings and prayers.</p>	
--	--	--	--	--	---	--

APPENDIX 4. Teaching Module
JUNIOR HIGH SCHOOL LANGUAGE TEACHING MODULE
UNIT 2 MY HOUSE CHORES

A. General Information

Model Code	English Bhs D.VII
Compiler/Year	Marhaeni/2024
Achievement Class/Phase	VII/Phase D
Elements/Topics	Listening – Speaking Reading – Viewing Writing – Presenting
Time Allocation	3 x 2 Meetings (6 x 40 Minutes)
Pancasila Student Profile	<ul style="list-style-type: none"> • Faith, devotion to God Almighty, and noble character. • Global diversity • Gotong Royong • Self-sufficient • Critical reasoning • Creative
Infrastructure	Laptop/smartphone, LCD, Projector, Whiteboard, Book/Module,
Target Students	Regular/typical: general, no difficulty in digesting and understanding the teaching material
Learning Model	Mastery Learning
Learning Mode	Face-to-face

B. Core Components

1. Learning Objectives

- Students are able to explain home activities.

- Students were able to mention the tools used to clean the house.
- Students are able to explain the cleaning activities carried out at home.

2. Sparking Questions

- Is your room clean or dirty?
- Do you know the tools that are commonly used in cleaning?

3. Learning Preparation

- Preparing teaching materials/materials

4. Learning Materials

Chapter 3 Home Sweet Home

Unit 2 My Secret House

Talking about what people do and use to clean up a house.

5. Learning Activities

Initial Activities

- Teachers open learning with greetings and prayers, pay attention to the readiness of students, check the attendance, neatness of clothes, positions, and seats of students.
- Arrange student seating and condition the classroom so that the learning process is fun.
- Teachers motivate students to remain enthusiastic in the learning process.
- Teachers convey the goals they want to achieve in the learning process.
- The teacher prepares all the equipment that will be used in the learning process.
- Teachers do Grip attention to students to attract students' attention and focus.

First Meeting

Core activities

- The teacher introduces an overview of the material to be taught through giving examples related to daily life.
- The teacher displays pictures of activities that are usually done when cleaning, then instructs students to remember the activity because it will be asked again later by the teacher to test the extent of understanding that students have.
- The teacher shows the text about cleaning activities, then reads and asks the students about what cleaning activities they usually do at home.
- The teacher gave an explanation of the simple present tense, starting from the definition, structure and simple examples.
- The teacher gives students a simple exercise to complete a sentence by choosing the right word following the structure of the simple present tense and having a discussion afterwards to discuss further related to the examples given.
- The teacher divides students into 6 groups where each group consists of 5 people. The group task given is to compose several words into the right sentences, and each student must contribute and be active because the discussion time is limited.
- The teacher writes the answers on the board and then discusses the answers with the students and straightens out the answers that are not appropriate.

Second Meeting

Core Activities

- Before starting learning to new material, the teacher first reflects on the material that was previously taught.
- The teacher instructs students to sit according to the group in the previous meeting.

- The teacher shows a learning video through Smart-Tv to students about cleaning activities and instructs students to observe and identify what cleaning activities are contained in the video.
- The teacher asks students to write down what activities they know from the results of observing the learning videos and conducting questions and answers or discussions afterwards to find out the extent of their understanding.
- The teacher asked the students to observe the pictures and discuss the function of making sticker signs.
- The teacher asked students to read the text entitled "Making Sticker Signs".
- The teacher asked students to answer questions related to the text "Making Sticker Signs". Then discuss the answers together and straighten out the inappropriate answers as a form of feedback
- Teachers provide independent exercises and assignments to students related to the material that has been given previously.

Closing Activities

- Teachers and students convey conclusions and reflections on learning.
- Teachers evaluate learning outcomes on the material that has been delivered to students.
- The teacher closes the learning activity by saying greetings and prayers.

6. Assessment Plan

Students work on structured assignments in books.

7. Enrichment and Remedial

Enrichment

- Enrichment is provided to increase students' insight into learning materials that can be given to students who have completely achieved learning goals.
- Enrichment can be billed or unbilled, as agree with the learner
- Based on the results of the assessment analysis, students who have achieved learning completeness are given enrichment learning activities to expand or deepen the material.

Remedial

- Remedial can be given to students whose learning objectives have not been completed.
- Teachers give encouragement to students who have not completed it.
- Teachers will provide assignments for students who have not completed in the form of re-learning, individual guidance, group learning, and the use of peer tutors for students who have not achieved learning completeness according to the results of the assessment analysis.

8. Reflection

Teacher's Reflection

- Are learning activities successful?
- What percentage of students achieve their goals?
- What do you think works? What difficulties do teachers and students experience?
- What steps need to be taken to improve the learning process? Do all students follow the lessons well?

Student Reflections

- Which part of this lesson do you think is the most difficult?
- What will you do to improve your learning outcomes?
- Who would you turn to for help understanding this lesson?

- If you were asked to give 1 to 5 stars, how many stars would you give to the effort you have put in?
- What part of this learning do you find enjoyable?

APPENDIX 5. Validation Checklist for The Module

Validation Checklist for the Module

Name : Marhaeni
 Id Number : 20400120042

Statement	Score				
	1	2	3	4	
1. Cover design	_____				Merge
1.1 The cover is attractive to the learners				✓	
2. Layout	_____				Merge
2.1 The layout is clear for learners				✓	
2.1 The layout is attractive to the learners				✓	
3. Instructional objectives	_____				Merge
3.1 The instructional objectives are clear			✓		
3.2 The instructional objectives are understandable			✓		
3.3 The instructional objectives ordered appropriately				✓	
3.4 The instructional objectives reflect to the topic				✓	
4. Organization of material	_____				Merge
4.1 The materials are organized attractively				✓	
4.2 The organization of material in the form of units is appropriate				✓	
4.3 The materials are organized in logically ordered tasks				✓	
4.4 The themes and topics are relevant to the learning material in each basic competency.				✓	
4.5 They are arranged in a logical sequence on the basis of topic or theme following the indicators				✓	
4.6 The material cover a variety of topics and situation following the indicators				✓	

4.7	The material have already represented the indicators				✓
4.8	The materials are organized in logically ordered tasks following the blueprint				✓
4.9	The material are appropriate with the structure of mastery learning model				✓
4.10	The material consist of the subject matters				✓
4.11	The material compiled based on the mastery learning model and can increase the students' motivation			✓	
5. Systematic Content of English					
5.1	The integrated skills are appropriate to the student level and needs.				✓
5.2	There are three subject matters (social function, structure text, and linguistics element) in each basic competency.			✓	
5.3	The structure of arranging the materials following the mastery learning model				✓
6. Activities/ Exercises/ Tasks					
6.1	The activities, exercises and tasks are interesting.			✓	
6.2	The activities, exercises and task are aimed in developing student comprehension.				✓
6.3	They provide for a real world use of language in daily lives.				✓
6.4	The situations of the activities, exercises and tasks in each subject matter are appropriate to the learner's level and need.				✓
6.5	The activities, exercises and tasks provide for varying learning arrangement like pairs and working in group.			✓	
6.6	The activities, exercises and tasks focus on student's comprehension for each indicator.				✓
6.7	The instruction for the activities, exercises and tasks are simple and clear.			✓	

6.8	The activities, exercises and tasks allow for the teacher's initiative to modify the activities.			✓	
6.9	The activities, exercises and tasks instructions are clear and structured			✓	
Total:					= 3,7

Suggestion:

Activitiesnya banyak, tapi agak monoton karena kebanyakan self practice, bisa ditambahkan pair activity. Perhalakan instruksi setiap activity. Buatlah juga games (group game) sesuai dengan level analitis kebutuhan PD. Untuk basic competency, maka ditambahkan language feature.

Source: adapted from Kaharuddin (2015)

Scoring scale:

1 = Not valid

2 = Less valid

3 = Valid

4 = Very valid

Samata, 2024

Validator I

Dr. Sitti Nurpahmi, S.Pd., M.Pd.

Validation Checklist for the Module

Name : Marhaeni
 Id Number : 20400120042

Statement	Score			
	1	2	3	4
1. Cover design				
1.1 The cover is attractive to the learners				✓
2. Layout				
2.1 The layout is clear for learners			✓	
2.1 The layout is attractive to the learners				✓
3. Instructional objectives				
3.1 The instructional objectives are clear				✓
3.2 The instructional objectives are understandable				✓
3.3 The instructional objectives ordered appropriately			✓	
3.4 The instructional objectives reflect to the topic				✓
4. Organization of material				
4.1 The materials are organized attractively				✓
4.2 The organization of material in the form of units is appropriate			✓	
4.3 The materials are organized in logically ordered tasks				✓
4.4 The themes and topics are relevant to the learning material in each basic competency.				✓
4.5 They are arranged in a logical sequence on the basis of topic or theme following the indicators				✓
4.6 The material cover a variety of topics and situation following the indicators				✓

4.7	The material have already represented the indicators				✓
4.8	The materials are organized in logically ordered tasks following the blueprint				✓
4.9	The material are appropriate with the structure of mastery learning model				✓
4.10	The material consist of the subject matters			✓	
4.11	The material compiled based on the mastery learning model and can increase the students' motivation				✓
5. Systematic Content of English					
5.1	The integrated skills are appropriate to the student level and needs.				✓
5.2	There are three subject matters (social function, structure text, and linguistics element) in each basic competency.			✓	
5.3	The structure of arranging the materials following the mastery learning model				✓
6. Activities/ Exercises/ Tasks					
6.1	The activities, exercises and tasks are interesting.				✓
6.2	The activities, exercises and task are aimed in developing student comprehension.				✓
6.3	They provide for a real world use of language in daily lives.				✓
6.4	The situations of the activities, exercises and tasks in each subject matter are appropriate to the learner's level and need.				✓
6.5	The activities, exercises and tasks provide for varying learning arrangement like pairs and working in group.				✓
6.6	The activities, exercises and tasks focus on student's comprehension for each indicator.				✓
6.7	The instruction for the activities, exercises and tasks are simple and clear.				✓

6.8	The activities, exercises and tasks allow for the teacher's initiative to modify the activities.				✓
6.9	The activities, exercises and tasks instructions are clear and structured				✓
Total:					= 3,0

Suggestion:

Source: adapted from Kaharuddin (2015)

Scoring scale:

- 1 = Not valid
- 2 = Less valid
- 3 = Valid
- 4 = Very valid

Samata, 2024

Validator II



Subhan Rahmat, S.Pd., M.Pd.

APPENDIX 6. Validation Instrumen Alur Tujuan Pembelajaran (ATP)

INSTRUMEN VALIDASI

ALUR TUJUAN PEMBELAJARAN (ATP)

Nama Sekolah : Mts. Negeri Gowa
 Nama Guru : Jumiaty S.Pd
 Mata Pelajaran : Bahasa Inggris
 Tahun Ajaran : 2023-2024

No.	Komponen/Indikator	Skor			
		1	2	3	4
1	Identitas ATP memuat nama sekolah, nama mata pelajaran, kelas/fase.			✓	
2	Capaian Pembelajaran Memuat capaian pembelajaran secara lengkap sesuai dengan Keputusan Kepala BSKAP No.008/KR/2022 (rasional mata pelajaran secara singkat, tujuan mata pelajaran, karakteristik mata pelajaran dan capaian pembelajaran dalam satu fase).		✓	✓	
3	Tujuan Pembelajaran Tujuan pembelajaran memuat kompetensi sikap, pengetahuan, dan keterampilan dan memuat konten sesuai dengan capaian pembelajaran.			✓	
4	Alokasi Waktu Memuat alokasi waktu dengan jumlah sama dengan jumlah jam intrakurikuler pertahun.				✓
5	Materi Pembelajaran Memuat materi pembelajaran yang esensial sesuai dengan capaian pembelajaran.				✓
6	Lain - Lain a. Memuat metode/model pembelajaran b. Penilaian/asesmen yang dapat menilai sikap, pengetahuan, dan keterampilan c. Sumber belajar d. Glosarium (opsional)				✓
Jumlah skor $\text{Nilai} = (\text{Total skor}/24) \times 100$		87,5			
Kriteria					

Saran:

Identitas ATPnya mohon diperbaiki. TP sudah bagus, tapi ada beberapa elemen yang kurang juga di revisi. Rasio materi dan dimensi di agar disesuaikan dgn putusan kemendikbud. Poin 6 adalah bagian dari modul ajar, jadi tidak perlu ada dalam ATP.

Diadaptasi dari Riswakyuningsih (2022)

Keterangan:

- 1 : Kurang
- 2 : Cukup
- 3 : Baik
- 4 : Amat Baik

Samata, 2024
Validator I

Dr. Sitti Nurpahmi, S.Pd., M.Pd.

INSTRUMEN VALIDASI
ALUR TUJUAN PEMBELAJARAN (ATP)

Nama Sekolah : Mts. Negeri Gowa
 Nama Guru : Jumiaty S.Pd
 Mata Pelajaran : Bahasa Inggris
 Tahun Ajaran : 2023-2024

No.	Komponen/Indikator	Skor			
		1	2	3	4
1	Identitas ATP memuat nama sekolah, nama mata pelajaran, kelas/fase.			✓	
2	Capaian Pembelajaran Memuat capaian pembelajaran secara lengkap sesuai dengan Keputusan Kepala BSKAP No.008/KR/2022 (rasional mata pelajaran secara singkat, tujuan mata pelajaran, karakteristik mata pelajaran dan capaian pembelajaran dalam satu fase).		✓	✓	
3	Tujuan Pembelajaran Tujuan pembelajaran memuat kompetensi sikap, pengetahuan, dan keterampilan dan memuat konten sesuai dengan capaian pembelajaran.			✓	
4	Alokasi Waktu Memuat alokasi waktu dengan jumlah sama dengan jumlah jam intrakurikuler pertahun.				✓
5	Materi Pembelajaran Memuat materi pembelajaran yang esensial sesuai dengan capaian pembelajaran.				✓
6	Lain - Lain a. Memuat metode/model pembelajaran b. Penilaian/asesmen yang dapat menilai sikap, pengetahuan, dan keterampilan c. Sumber belajar d. Glosarium (opsional)				✓
Jumlah skor $\text{Nilai} = (\text{Total skor}/24) \times 100$		87,5			
Kriteria					

Saran:

Diadaptasi dari Riswakyuningsih (2022)

Keterangan:

- 1 : Kurang
- 2 : Cukup
- 3 : Baik
- 4 : Amat Baik


Samata, 2024
Validator II



Subhan Rahmat, S.Pd., M.Pd.

APPENDIX 7. Module “English for Nusantara” Before Development






Unit 2. My House Chores

Section 1 – Say What You Know

a. Look at the picture. What do you think about this room? Give a check to the sentence that describe the room. See the **Wordbox**.



Picture 3.6 Living room

Give a check

<input type="checkbox"/> It is tidy	<input type="checkbox"/> It is messy
<input type="checkbox"/> It is clean	<input type="checkbox"/> It is dirty
<input type="checkbox"/> It is neat	

b. Is your house tidy and clean?

Chapter 3 - Home Sweet Home 117

Unit 2. My House Chores

Section 1 – Say What You Know

a. Look at the picture. What do you think about this room? Give a check to the sentence that describe the room. See the **Wordbox**.



Picture 3.6 Living room

Give a check

It is tidy

It is clean

It is neat

It is messy

It is dirty

b. Is your house tidy and clean?

c. Look at **Worksheet 3.12**. Choose cleaning activities you do at home.

Wipe the dirt

Mop the floor

Tidy up

Scrub the stains

Wash the dishes

Clean the windows

Do the laundry

Make the bed

Iron the clothes

Section 3 – Language Focus

Describing household activities

When we talk about activities we do regularly, we use the **present simple**.

- I **clean** my house **everyday**.
- You **make** the bed **every morning**.
- We **do** the laundry **twice a day**.
- They **tidy up** the room **every afternoon**.

Add **-s** or **-es** after the verb for **he, she, and it**.

- **She cleans** the windows.
- **He irons** the clothes.
- **Sinta mops** the floor.
- **Galang washes** the dishes every other day.

For the **negative**, use **don't** for **I, you, we, and they**. Use **doesn't** for **he, she, and it**.

- **I make** the bed every morning. **I don't** dust the furniture on Wednesday.
- **Galang takes out** the trash every afternoon. **He doesn't** water the plants every day.

For the **present simple** questions, use **do** for **I, you, we, and they** and **does** for **he, she, and it**.

- When **do you do** the laundry?
- **Does he make** the bed every day?
- **Does Ara put** away her toys after playing with them?
- **Does Pak Rahmansyah do** the laundry everyday?

a. Arrange the words to make sentences.

1. they – the – clean – windows

2. plants – waters – the – she

3. We – do – every – the – laundry – day

4. dust – twice – furniture – the – I – a – day

5. iron – the – you – don't – clothes – morning – every

Worksheet 3.15

b. Circle the correct word to complete the sentences.

1. I **iron/irons** the clothes every Saturday.
2. She **clean/cleans** the windows every weekend.
3. We **wash/washes** the dishes every afternoon.
4. He **sweep/sweeps** the floor every day.
5. My sister **do/does** the laundry twice a week.
6. My father **make/makes** the bed every morning.
7. They **don't/doesn't** water the plants every day.
8. My brother **don't/doesn't** take out the trash on Monday.
9. You **don't/doesn't** tidy up the room every day.
10. When **do/does** you clean your house?

Worksheet 3.16

Section 4 – Your Turn: Reading

a. Read the text. See the **Wordbox**.



Picture 3.8 Sticker sign

Making Sticker Signs

Sinta wants her family house to look neat and clean every day. She then has an idea. She thinks that it is a good idea to put a label or a sticker sign on every part of her house. Those sticker signs will remind her family about what to do to keep the house clean. She asks Galang and Ara to help her out.

They decided to write eight signs for the sticker. For example, Sinta made 'Please do not leave dirty dishes in the sink' sticker sign. Galang made 'Please flush the toilet after using' sticker sign. Ara made 'Please take off your shoes' sticker sign. Galang drew pictures for the stickers. Finally, they finished all the sticker signs. They put them anywhere in the house, such as on the toilet door or on the bedroom wall.

b. Choose the correct answer by giving a check mark (✓).

- Why does Sinta want to make sticker signs?
 - to make her family house look big
 - to make her family house look tidy
- Who does not help Sinta to make sticker signs?
 - Ara
 - Ibu Posma
- How many sticker signs did they make?
 - three
 - eight
- Who made 'Please do not leave dirty dishes in the sink' sticker sign?
 - Sinta
 - Galang
- Who drew the pictures for the sticker signs?
 - Ara
 - Galang

Worksheet 3.17

Did You Know?

"No Shoes in the House"

Culture In most Asian countries, people remove their shoes as a sign of respect and for cleanliness. On the other hand, people in Britain, the United States, or in Mexico do wear shoes inside the house. If we ask a British person to take off their shoes at our front door, it may be a bit strange and a bit rude for him or her. In countries especially with cold temperatures, it is a good idea for people to wear slippers or house shoes indoors.



c. Here are the sticker signs that Sinta, Galang, and Ara make. Can you help them match the signs and the pictures? Write the number under each picture.


PLEASE CLEAN UP AFTER YOURSELF ①	PLEASE DO NOT LITTER ②	PLEASE DO NOT THROW ANY TRASH IN TOILET ③	PLEASE TAKE OFF YOUR SHOES AT THE FRONT DOOR ④
PLEASE DO NOT LEAVE DIRTY DISH IN THE SINK ⑤	PLEASE PUT DIRTY CLOTHING IN A BASKET ⑥	PLEASE FLUSH TOILET AFTER USING ⑦	PLEASE NO FOOD OR DRINK IN THE BEDROOM ⑧
 8	 ...	 ...	 ...
 ...	 ...	 ...	 ...

Worksheet 3.18

Section 5 – Fun Time: The Opposite



Look at the sticker signs in **Worksheet 3.18** to complete the table below. You can also use your own words to fill in the table. Number one has been done for you

No		
1	Put dirty clothing in a basket	Do not put dirty clothing on the bed
2		Do not leave the toilet unflushed
3	Use the trash can	
4	Throw trash in the toilet container	
5		Do not let your mother clean up after meals
6		Do not wear your shoes indoors
7	Wash your dishes after use	
8	Eat food or snacks in the dining room or in the kitchen	

Worksheet 3.20

Learning Reflection

Name _____ Chapter _____ Date _____

How well did I do in Chapter 3?

A

Rate yourself by drawing an emoji next to each statement

	Not So Well	OK	Very Well
I can describe rooms in a house.			
I can describe things in the room.			
I can describe household activities.			
I can describe things to use to clean up.			
I can separate rubbish based on categories.			
I can give advice using do not.			
I can write a procedural text that involves protocol.			

B I learned these new words: _____

C I liked the Let's Do a DIY project.

I liked the crossword puzzle.

D I share with my friends. I tell them my favorite room.

My Parent's signature _____

Wordbox

Unit 2 - Section 2.a

welcome = selamat datang
 planting flowers = menanam bunga
 let's go = mari
 be careful = hati-hati
 the weather = cuaca
 beautiful = indah/cantik
 very hot = sangat panas
 wobbly = goyang/tidak kokoh
 cool = sejuk
 firm = kuat/kokoh

Section 3

come in = masuklah
 sit down = duduklah
 made of wood = terbuat dari kayu
 belongs to = milik/kepunyaan
 a house tour = tur rumah
 nice = bagus/indah
 cool = sejuk
 firm = kuat/kokoh
 old = tua

Unit 2 - Section 1

tidy = rapi, teratur
 messy = berantakan
 clean = bersih
 dirty = kotor
 neat = rapi

APPENDIX 8. The Development Module



Unit 2 My House Chores

Learning Achievements

At the end of Phase D, learners are expected to be able to use written and visual texts in English to interact and communicate in more diverse contexts and in formal and informal situations from simple present tense which is the main reference in learning English in this phase, precisely in Chapter 3 unit 2. In this book, the focus is on simple present tense where the elements in this learning outcome are listening - speaking. In addition, students are encouraged to use English to discuss and convey wishes/feelings. Students are also able to better understand the material and inference skills emerge when understanding implied information. They are able to create structured written and visual texts in English with more diverse vocabulary.

Language Features

Verbs : be – affirmative, negative, interrogative, short answers.

Use Pronoun : singular and plural

Vocabulary : room in a house, household activities, things to use to clean up, and things in a house.

Elements

Listening – Speaking

Reading – Viewing

Writing - Presenting




Orientation 1

Learning Objectives

- Explaining household activities.
- Mentioning the tools used to clean the house.
- Explain the cleaning activities you do at home.

Sparking Questioning

- Is your room clean?
- Do you know the tools used for cleaning?





Presentation 1

Look at the picture below. Choose cleaning activities you do at home!

 <p>Sweep the floor</p>	 <p>Take out the trash</p>	 <p>Pick up toys</p>	 <p>Do the vacuuming</p>
 <p>Iron</p>	 <p>Water the plants</p>	 <p>Mop the floor</p>	 <p>Clean the bathroom</p>
 <p>Do the dishes</p>	 <p>Do the laundry</p>	 <p>Hang out laundry</p>	 <p>Wash the window</p>
 <p>Put away clothes</p>	 <p>Wipe the mirror</p>	 <p>Scrub the rug</p>	 <p>Dust the closet</p>



Presentation 1

Describing Household Activities

When we talk about activities we do regularly, we use the present simple tense.

Simple Present is tense that are use to express the idea that an action is repeated or usual. The action can be a habit, a hobby, a daily event or something that often happens.

Positive Form

Structure : S + Verb(V1) + s/es + O

Example : I clean my house every day.

Pronoun	Singular	Plural
First Person	I	We
Second Person	You	You
Third Person	He, She, It	They

Negative Form

Structure : S + do(es) + not + verb (V1) + O

Example : I do not clean my house every day.

Interrogative Form

Structure : Do(es) + S + (V1) + O + ?

Example : Do I clean my house every day?

Note !

- Add -s or -es after the verb for he, she, and it.
- For the negative, use don't for (I, you, we, and they). Use doesn't for (he, she, it).
- For the present simple question, use do for (I, you, we, and they) and use does for (she, he, it).

**Structured Training 1**

Circle the correct word to complete the sentences!

1. I **iron/irons** the clothes every Saturday.
2. She **clean/cleans** the windows every weekend.
3. We **wash/washes** the dishes every afternoon.
4. He **sweep/sweeps** the floor every day.
5. My sister **do/does** the laundry twice a week.
6. My father **make/makes** the bed every morning.
7. They **don't/doesn't** water the plants every day.
8. My brother **don't/doesn't** take out the trash on Monday.
9. You **don't/doesn't** tidy up the room every day.
10. When **do/does** you clean your house?



Guided Practice 1



Work in groups to arrange these words into correct sentence!

They - the - clean - windows

Plants - waters - the - she

We - do - every - the - laundry - day

dust - twice - furniture - the - I - a - day

Iron - the - You - don't - clothes - morning - every

Afternoon - We - up - room - the - tidy - every

Take - dishes - the - Neni - turns - Dila - to - and - wash



Self Practice 1

HOUSEHOLD CHORES



Look at the pictures and write the numbers in front of the correct answer!



- | | |
|--|--|
| <input type="radio"/> wash the clothes | <input type="radio"/> vacuum the floor |
| <input type="radio"/> hang the clothes | <input type="radio"/> iron the clothes |
| <input type="radio"/> cook the food | <input type="radio"/> wash the dishes |
| <input type="radio"/> mop the floor | <input type="radio"/> fold the clothes |
| <input type="radio"/> water the plants | <input type="radio"/> sweep the floor |



Self Practice 1



Make 3 sentences of simple present tense with positive, negative and interrogative forms!





Orientation 2

STICKER SIGN



- What do you see on?
- What is this thing for?





Presentation 2



Make a group of 5 people, then watch and listen carefully to this video regarding household activities!



SCAN THE BARCODE TO WATCH !!!





Presentation 2

Structured Training 2



After watching the videos regarding household activities, write down what activities you've got and presenting in front of the class!



Guided Practice 2

Making Sticker Signs

Sinta wants her family house to look neat and clean every day. Then, she has an idea. She thinks that it is a good idea to put a label or a sticker sign on every part of her house. Those sticker signs will remind her family about what to do to keep the house clean. She asks Galang and Ara to help her out.

They decided to write eight signs for the sticker. For example, Sinta made 'Please do not leave dirty dishes in the sink' sticker sign. Galang made 'Please lush the toilet after using' sticker sign. Ara made 'Please take off your shoes' sticker sign. Galang drew pictures for the stickers. Finally, they inished all the sticker signs. They put them anywhere in the house, such as on the toilet door or on the bedroom wall.

Choose the correct answer by giving check mark (✓) based on text above.

1. Why does Sinta want to make sticker signs?
 - to make her family house look big
 - to make her family house look tidy
2. Who does not help Sinta to make sticker signs?
 - Ara
 - Ibu Posma
3. How many sticker signs did they make?
 - three
 - eight
4. Who made 'Please do not leave dirty dishes in the sink' sticker sign?
 - Sinta
 - Galang
5. Who drew the pictures for the sticker signs?
 - Ara
 - Galang



Self Practice 2



Work in pairs to match the signs and the picture below with write the number under the picture!



①



②



③



④



⑤



⑥



⑦



⑧



8



...



...



...



...



...



...



...





Self Practice 2



The Opposite!

Complete the table below. You can also use your own words to fill in the table. Number one has been done for you.

No		
1	Put dirty clothing in a basket	Do not put dirty clothing on the bed
2		Do not leave the toilet unflushed
3	Use the trash can	
4	Throw trash in the toilet container	
5		Do not let your mother clean up after meals
6		Do not wear your shoes indoors
7	Wash your dishes after use	
8	Eat food or snacks in the dining room or in the kitchen	



Learning Journal

Name :

Chapter : Unit :

How well did I do in Chapter 3 unit 2

Rate yourself by drawing an emoji
next to each statement



- I can explain household activities
- I can mention the tools used to clean the house
- I can explain the cleaning activities that I do at home

I learned this new words



Word List

Improve your vocabulary!

A

Arrange - Menyusun, Menata, Mengatur

B

Basket - Keranjang

Broom - Sapu

C

Chore - Pekerjaan Rumah

Clean - Bersih

Closet - Lemari Dinding

D

Dirty - Kotor

Dishes - Cucian Piring

Dust - Debu

Dust The Closet - Mengelap Lemari

F

Finish - Selesai

Fold - Melipat

Floor - Lantai

I

Iron - Setrika

L

Laundry - Penatu, Pakaian Kotor

Littering - Buang Sampah Sembarangan

M

Mop - Pengepel, Mengepel

P

Put Away - Menyingkirkan

R

Rug - Permadani, Karpet

S

Sweep - Menyapu

Sink - Westafel

Sticker Sign - Stiker Peringatan/Penanda

T

Take Off - Melepas

Take Turn - Bergantian

Tidy - Rapi

Trash Can - Tempat Sampah

To Help Out - Membantu

To Remind About - Mengingat

S

Wash - Mencuci

APPENDIX 9. Documentation





CURRICULUM VITAE



Marhaeni was born in Anabanua on 26 March 2001 as the fourth child of Abdullah Laussa and Aisyah Nongki. She has two brothers named Bisryil Haafi and Alfala'ah, she also has two sisters named Sri Padillah Fausiah and Inna Safa'ah. Marhaeni's education began in 2006 when she entered Marga Kaya Kindergarten. 2007 she continued to SD Negeri Pajjaiang and completed her primary education in 2013. After graduating from primary school, Marhaeni continued her studies at SMPN 34 Makassar until 2016, then continued to SMK SMTI Makassar and graduated in 2019. After completing high school education, Marhaeni continued her studies at UIN Alauddin Makassar at the Faculty of Tarbiyah and Teacher Training with the English Education study program and completed her education in 2024.