

**DEVELOPING ELT MATERIAL BASED MASTERY LEARNING MODEL OF
“A SECRET RECIPE” UNIT FOR THE SEVENTH GRADE
STUDENTS AT MTSN GOWA**



A Thesis

Submitted in Partial Fulfillment of the Requirements for the Degree of
Sarjana Pendidikan in English Education Department of Tarbiyah and
Teacher Training Faculty of UIN Alauddin Makassar

By

FITRI AULIA RAMADHANI
Reg. Number: 20400120067

**ENGLISH EDUCATION DEPARTMENT
TARBIYAH AND TEACHER TRAINING FACULTY
UNIVERSITAS ISLAM NEGERI ALAUDDIN MAKASSAR
2024**

PERNYATAAN KEASLIAN SKRIPSI

Mahasiswa yang bertanda tangan di bawah ini:

Nama : Fitri Aulia Ramadhani
NIM : 20400120067
Tempat/Tgl Lahir : Pangkajene, 21 November 2002
Jur/Prodi/Konsentrasi : Pendidikan Bahasa Inggris
Fakultas/Program : Tarbiyah dan Keguruan
Alamat : Jl. Keadilan, Kec. Pangkajene, Kab. Pangkep
Judul Skripsi : *Developing ELT Material Based Mastery Learning Model of "A Secret Recipe" Unit for The Seventh Grade Students at MTsN Gowa*

Menyatakan dengan sesungguhnya dan penuh kesadaran bahwa skripsi ini benar adalah hasil karya sendiri. Jika di kemudian hari terbukti bahwa ia merupakan duplikat, tiruan, plagiat, atau dibuat oleh orang lain, sebagian atau seluruhnya, maka skripsi dan gelar yang diperoleh karenanya batal demi hukum.

Samata-Gowa, 13 Agustus 2024
Penyusun



Fitri Aulia Ramadhani
NIM: 20400120067

PERSETUJUAN UJIAN SKRIPSI (MUNAQASYAH)

Dewan penguji skripsi Saudari Fitri Aulia Ramadhani, NIM: 20400120067, mahasiswi Prodi Pendidikan Bahasa Inggris (PBI) Fakultas Tarbiyah dan Keguruan UIN Alauddin Makassar, setelah dengan seksama meneliti dan mengoreksi naskah skripsi yang bersangkutan dengan judul: **"Developing ELT Material Based Mastery Learning Model of 'A Secret Recipe' Unit for The Seventh Grade Students at MTsN Gowa"** memandang bahwa naskah skripsi tersebut telah memenuhi syarat-syarat ilmiah dan dapat disetujui untuk diajukan dalam sidang **Ujian Skripsi (Munaqasyah)**.

Demikian persetujuan ini diberikan untuk proses selanjutnya.

Gowa, 23 Juli 2024

PEMBIMBING:

1. Sophia Azhar, S.Ag., M.Pd.
2. Nur Aliyah Nur, M.Pd.

(.....)

(.....)

PENGUJI:

1. Dr. Sitti Nurpahmi, M.Pd.
2. Andi Asmawati, S.Pd., M.Pd.
3. Sophia Azhar, S.Ag., M.Pd.
4. Nur Aliyah Nur, M.Pd.

(.....)

(.....)

(.....)

(.....)

Diketahui oleh:

Ketua Prodi Pendidikan Bahasa Inggris,

Dr. Sitti Nurpahmi, M.Pd.

NIP. 19740308 200901 2 003

PENGESAHAN SKRIPSI

Skripsi berjudul "**Developing ELT Material Based Mastery Learning Model of "A Secret Recipe" Unit for The Seventh Grade Students at MTsN Gowa**", yang disusun oleh Saudari Fitri Aulia Ramadhani, NIM: 20400120067, mahasiswi Program Studi PBI Fakultas Tarbiyah dan Keguruan UIN Alauddin Makassar, telah diuji dan dipertahankan dalam sidang Ujian Skripsi (Munaqasyah) yang diselenggarakan pada hari Kamis, tanggal 13 Agustus 2024 M. bertepatan dengan tanggal 8 Safar 1446 H, dinyatakan telah dapat diterima sebagai salah satu syarat untuk memperoleh gelar Sarjana Pendidikan pada Jurusan Pendidikan Bahasa Inggris dengan beberapa perbaikan.

Gowa, 19 Agustus 2024


DEWAN PENGUJI:

Nomor SK 3311 Tahun 2024

Ketua Sidang : Dr. Rappe, S.Ag., M.Pd.I.
Sekretaris Sidang : Dr. Azizul Hakim, M.Pd.I.
Penguji I : Dr. Sitti Nurpahmi, S.Pd., M.Pd.
Penguji II : Andi Asmawati, S.Pd., M.Pd.
Pembimbing I : Sophia Azhar, S.Ag., M.Pd.
Pembimbing II : Nur Aliyah Nur, M.Pd.



Disahkan Oleh:
Dekan FTK UIN Alauddin Makassar,



Dr. H. Andi Achruh, M.Pd. I.
NIP. 19660908 199403 1 002

ACKNOWLEDGEMENTS



Assalamualaikum Warahmatullahi Wabarakatuh

Alhamdulillah Robbil alamin, all praise and thanks are endlessly given to Allah *Subhanahu wa ta'ala*. Who is the giver of guidance, grace, and favors given by Him so that the author can complete this thesis with the title "Developing ELT Material Based Mastery Learning Model of "A Secret Recipe" Unit for The Seventh Grade Students at MTsN Gowa". *Shalawat* and *salaam* remain poured out to our lord the Messenger of Allah *Subhanahu wa ta'ala*. The prophet Muhammad *Sallallahu alaihi wasallam.*, who has rolled up the mat of misguidance and has spread the tapestries of salvation for all of us Muslims. This thesis is prepared as the author's final assignment in completing the undergraduate education (S1) at the Department of English Education, Faculty of Tarbiyah and Keguruan, UIN Alauddin Makassar.

This thesis is realized thanks to the helping hand of the people who have been moved by the author to provide support, assistance, and guidance for the author. Their contributions made the completion of this thesis possible. Therefore, the researcher wishes to extend her utmost gratitude and appreciation to:

1. The researcher's parents, Sudirman and Nurmi, for the overwhelming support, love, and prayers in helping researcher achieve her dreams.
2. The Rector of UIN Alauddin Makassar, Prof. H. Hamdan Juhanis, M.A., Ph.D., for providing and institutional home with all facilities during the study process of the researcher, and all the Vice Rectors.

3. The Dean of Tarbiyah and Teacher Training Faculty, Drs. H. Andi Achruh, M.Pd.I., for the generous support and assistance throughout the research study, and all the Vice Deans.
4. The Head of the English Education Department and the researcher's first examiner, Dr. Sitti. Nurpahmi, S.Pd., M.Pd., for the kindness, guidance, and cooperation all these times.
5. The Secretary and the researcher's second supervisor of the English Education Department, Nur Aliyah Nur, M.Pd., who has been an incredible and significant inspiration.
6. The first supervisor of the researcher, Shopia Azhar S.Ag., M.Pd., who gave the researcher unwavering support and gave the researcher patiently from the beginning to the end.
7. The second examiner of the researcher, Andi Asmawati, S.Pd., M.Pd., who gave the researcher much thought in improving the final result of this thesis.
8. Principal, Teachers and Students of MTsN Gowa who have allowed to carry out research and are willing to be the researcher's respondents and have helped the smooth running of the research conducted by the researcher.
9. The siblings of the researcher, Eka Ardiansyah and Yulfiasida who also motivated the author to complete this thesis.
10. The researcher's extended family who constantly provide prayers and support to the author, so that this thesis can be completed properly.
11. PBI B friends who have been with the researcher since the beginning and have continuously provided support and assistance during the preparation of this thesis.

12. The researcher's R&D team (Nurul Jahirah, Almi Alifkha, Lala Amelia Putri, Andi Besse Wilenrani, Baiq Nurul Aviat, Marhaeni, and St. Nurfadilah) thank you very much for your love and togetherness during this research.
13. Researcher friends, Nurhidayatul Islam, Adira Fakhrana Filza, Husnul Khatimah, Nikita Danial, Reztu Purnamasari, Khaerunnisa, Mujtahidah Shabir, and Sriwahyuningsih for all their kindness, support and efforts in every condition.
14. The researcher's favorite idol Renjun NCT who always entertains and relieves the researcher's fatigue.

The author fully realizes that this thesis is far from perfection. Therefore, with humility, the author accepts suggestions and constructive criticism from various parties for the sake of the perfection of this thesis. Finally, only to Allah *Subhanahu wa ta'ala*. the author asks for His blessings and maghfirah.

Wassalamualaikum Warahmatullahi Wabarakatuh

Samata-Gowa, 13 August 2024
The Researcher



Fitri Aulia Ramadhani
NIM. 20400120067

TABLE OF CONTENTS

PERNYATAAN KEASLIAN SKRIPSI	i
PERSETUJUAN MUNAQASYAH.....	ii
PENGESAHAN SKRIPSI.....	vii
ACKNOWLEDGEMENTS.....	ix
TABLE OF CONTENTS.....	viii
LIST OF TABLES	ixx
LIST OF FIGURES	x
LIST OF APPENDICES.....	xi
ABSTRAK	xiii
CHAPTER I.....	1
INTRODUCTION	1
A. Research Background.....	1
B. Research Focus and Description	6
C. Research Questions	8
D. Previous Studies.....	9
E. Research Objectives and Significances	12
F. Produk Spesification.....	13
CHAPTER II	15
LITERATURE REVIEW	15
A. Research and Development (R&D)	15
B. ELT Materials.....	18
C. Learning Model.....	20
D. Mastery Learning Model	21
E. Conceptual Framework	24
CHAPTER III.....	29
RESEARCH METHODOLOGY.....	29
A. Types and Location of Research.....	29
B. Research Approach	31
C. Research and Development Design.....	33
D. Data Sources	35
E. Procedures of Collecting Data	37
F. Research Instruments	39
G. Data Processing and Analysis Technique.....	42
CHAPTER IV.....	46
RESEARCH RESULT AND DISCUSSION.....	46
A. Research Result and Discussion	46
1. The Needs of The Seventh Grade Students on ELT Material of A Secret Recipe Unit.....	47

2. The Design of ELT Material of A Secret Recipe Unit	66
3. The Development of ELT Material of A Secret Recipe.....	73
4. The Evaluation Result of ELT Material of A Secret Recipe Unit.....	81
CHAPTER V	91
CLOSING	92
A. Conclusion	91
B. Implications	92
BIBLIOGRAPHIES	94
APPENDICES.....	94
CURRICULUM VITAE	161

LIST OF TABLES

Table 3.1	Category Scores.....	45
Table 3.2	Criteria of Validity.....	45
Table 4.1	Student Learning Ability in identify the tools and ingredients	48
Table 4.2	Student Learning Ability in Write Down The Sequence of Steps in Making Something	48
Table 4.3	Student Learning Ability in Identify The Procedural Text Structure of a Recipe.....	49
Table 4.4	Student Learning Priority in Learning English.....	50
Table 4.5	Student Learning Priority in Reding Books About English.....	50
Table 4.6	Student Learning Priority in Litening to The Teacher Explanation ..	51
Table 4.7	Student Learning Priority in Doing English Assignment.....	51
Table 4.8	Student Learning Priority in Being Given Example of Materials	52
Table 4.9	Student Learning Priority in Written Assignment.	53
Table 4.10	Student Learning Priority in Oral Assignments	53
Table 4.11	Student Learning Problem in Understand What The Teacher Explaining in Class.....	54
Table 4.12	Student Learning Problem in Understand The Explanation in The Material	54
Table 4.13	Student Learning Problem in Understand The Meaning of The Teacher's Explanation	55
Table 4.14	Student Learning Problem in Understand The Meaning of The Text in The Material.....	56
Table 4.15	Student Learning Attitude in Materials That Use Picture to Learn ..	56
Table 4.16	Student Learning Attitude When Asking The Teacher	57
Table 4.17	Student Learning Attitude When Asking Friends.....	57
Table 4.18	Student Learning Attitude in Rereading Lessons	58
Table 4.19	Student Learning Style of Listening to The Teacher Explanation	59
Table 4.20	Student Learning Style When Learning While Playing.....	59
Table 4.21	Student Learning Style Using Teaching Aids.....	60
Table 4.22	Student Learning Style Doing Assignments With Group	60
Table 4.23	Student Learning Style Do Assignments in Pairs.....	61
Table 4.24	Student Learning Style Do Their Own Work	61
Table 4.25	Student Learning Style Use Colourful Pictures.....	62
Table 4.26	The Overall Needs Inventory from Linguistic Needs	63
Table 4.27	The Overall Needs Inventory from Learning Needs	64
Table 4.28	Blueprint Content.....	66
Table 4.29	Validators' Suggestions for the developed ATP	81
Table 4.30	Validators' Suggestions on the developed textbook.....	82
Table 4.31	ATP Design Result.....	82
Table 4.32	Module Design Result.....	84

LIST OF FIGURES

Figure 2. 1	The Conceptual Framework	25
Figure 4. 1	Conceptual Map.....	73
Figure 4. 2	Before development Cover	77
Figure 4. 3	After development Cover	77
Figure 4. 4	After development Learning Outcomes.....	78
Figure 4. 5	Before development in Section 1- Say What You Know	78
Figure 4. 6	After development in Presentation 1 Stage	78
Figure 4. 7	Before development inSection 2- Language Focus	79
Figure 4. 8	After development in Structured Training 2 Stage	79
Figure 4. 9	Before development in Section 4 - Reading	80
Figure 4. 10	After development in Presentation 2 Stage	80
Figure 4. 11	After development in Word List Page	80

LIST OF APPENDICES

APPENDIX I	Questionnaires for Students	98
APPENDIX II	Questionnaires Data Processing Result	101
APPENDIX III	ATP	106
APPENDIX IV	English Teaching Module	119
APPENDIX V	ATP Validation Checklist	124
APPENDIX VI	Module Validation Checklist	128
APPENDIX VII	Book “A Secret Recipe” Unit.....	134
APPENDIX VIII	Developed Module.....	142
APPENDIX IX	Documentations.....	159

ABSTRACT

Title : *Developing ELT Material Based Mastery Learning Model of “A Secret Recipe” Unit for The Seventh Grade Students of MTsN Gowa*
Year : 2024
Researcher : Fitri Aulia Ramadhani
Consultant I : Sophia Azhar, S.Ag., M.Pd
Consultant II : Nur Aliyah Nur, M.Pd

The research aims to develop English teaching materials for grade VII students at MTsN Gowa, especially on the material in chapter 2 “Culinary and Me” based on the *Merdeka* curriculum supported by using the Mastery Learning model.

Researcher used the R&D method and the ADDIE model for the learning design framework. At the analysis stage, researcher determined target learning and students needs by distributing questionnaires to analyse the needs of students in class VII MTsN Gowa. The blue print and *Alur Tujuan Pembelajaran* made at the design stage includes indicators and Mastery Learning models. The development of English materials follows the stages of Mastery Learning: orientation, presentation, structured training, guided practice, and self-practice.

The results of the needs analysis showed that students were generally able to identify the tools and ingredients used when cooking but had difficulty in writing the sequence of steps to make something and identify the structure of procedure text from a recipe. The designed materials effectively adressed these gaps, improving students’ comprehension and ability to understand procedure text. The development phase saw the development of these customised ELT materials, which were then validated and refined through iterative feedback and revision. After going through various stages of reflection and revision, the final results showed that the *Alur Tujuan Pembelajaran* created by the researcher receive a validity score of 91.67% (Very Good) and the learning module received a validity score of 3.86% (Very Valid). Therefore, the English materials developed in this study have been thoroughly tested and declared suitable for use in the educational process.

This research may be useful to other researcher in the field of literature. The Mastery Learning model is the first learning model used in English, therefore it is recommended to future researcher to carry out the implementation stage to test the products that have been developed. The English development materials in this research can enhance students’ learning according to their needs. In order for the learning resources to be implemented as an alternative learning tools that can be used by students, the materials have gone through a careful validation process.

CHAPTER I

INTRODUCTION

A. Research Background

Education plays an important role in life. Education is an everyday activity in human life and an area that truly determines the quality of a nation. The expected goal of education is to ensure quality learning outcomes and meet the expectations of various parties. The government views this matter as crucial, as outlined in Law number 20 of 2003 concerning Indonesia's National Education System. This law is aimed at skill development and molding the character and civilization of the nation, which are vital components of education. Civic life that benefits the nation and aims to develop students' potential into people who believe in and obey Almighty God and are democratic and responsible citizens.

Educational goals can be achieved by implementing good learning. Good learning means learning that covers all aspects. To achieve educational goals, one of the government's initiatives is to enhance the curriculum. Sudjana (2005), defines a curriculum encompasses goals and expectations articulated through educational plans and programs executed by educators in schools. The curriculum represents the intention and blueprint, while implementation involves the teaching and learning procedures in which teachers and students are actively engaged. The introduction of independent study programs is a step towards enhancing the overall quality of education in the nation. The independent study program (Previously called the Prototype Program) was developed as more flexible educational framework that focuses on essential materials and develops students' character and abilities. In this curriculum enhancement aimed at restoring learning, the

curriculum not only sets the content to be taught in the classroom but also impacts the speed and teaching approaches that teachers employ to cater to the learning requirements of students. In its broadest sense, learning is defined as the process by which individuals acquire knowledge, skills, or understanding through experience, teaching, or learning. Inspiring learning starts with creative and interesting learning materials. One essential skill that teachers need to have to fulfill their responsibilities is the ability to create teaching materials. It's crucial for teachers to develop instructional materials that enhance the effectiveness and efficiency of learning, aligning closely with the skills students are meant to acquire.

In connection with the Qur'anic teachings on the significance of educational materials, we can refer to Surah Al-'Alaq, verses 1-5.

اقْرَأْ بِاسْمِ رَبِّكَ الَّذِي خَلَقَ (1) خَلَقَ الْإِنْسَانَ مِنْ عَلَقٍ (2) اقْرَأْ وَرَبُّكَ الْأَكْرَمُ (3) الَّذِي عَلَّمَ بِالْقَلَمِ (4)
عَلَّمَ الْإِنْسَانَ مَا لَمْ يَعْلَمْ (5)

"Recite by (mentioning) the name of your Lord Who created. He has created man from a clot of blood. Read, and your Lord is the Most Gracious, Who teaches (man) by means of the qalam. He teaches man what he does not know."

This verse gives the order of study and learning. Rasulullah *Sallallahu alaihi wasallam.*, He also instructed his followers to acquire literacy. The content of what is read consists of various topics, including written verses and the essence of unwritten verses. The word *iqra* or the order to be read in the above series of verses is repeated twice, particularly in verses 1 and 3. According to Quraish Shihab, the first commandment must be a commandment to discover something that is not yet known. Meanwhile, the second commandment is about passing on knowledge to others. This shows that the learning and learning process requires maximum efforts for all elements to function in the form of potential tools present in a person.

The next task through learning is to transfer this knowledge and further exploit this potential (Wakka, 2020).

Pardo & Téllez (2009), propose a definition (material development) that they consider more appropriate due to its inclusive nature. It's about adapting and creating exercises, tasks, activities, learning units, learning and teaching modules or multi-part modules. This is supported by a statement from Low (1989) which mentions: "Designing suitable materials is not a science; it is a unique blend of creativity, intuition, and analytical reasoning."

Teaching materials refer to resources that are thorough and methodically developed according to the learning principles applied by teachers and students during the educational process. These materials are structured, arranged in a logical sequence to facilitate student learning. Moreover, teaching materials are distinctive and precise. Uniqueness implies that the educational material is solely intended for a particular objective within a specific learning context, while specificity denotes that the material's content is tailored to acquire particular skills for a defined purpose. The incorporation of teaching materials into the learning process holds significant importance. According to Belawati (2003), it covers the roles of teachers and students in individual, traditional and group lessons.

Ideally, teachers should have a good understanding of the skills required to create instructional materials. However, in reality, many teachers do not have a good understanding of it and therefore often implement the learning process in a conventional way. One of the effects of conventional learning is that teaching becomes more dominant, causing students to become less active and listen more. Furthermore, the science they engage in is also less interesting because it is less diverse. As explained above, the role

of teaching materials significantly influences the learning outcomes that are attained. Silberman & Biech (2015), it underscores the efficacy of teaching materials in the learning journey. Teaching materials play a vital role in enhancing students' memory retention and ensuring long-lasting learning outcomes. The aim is to enhance students' experiences by developing not only listening skills, but also reading and thinking skills. The modules are examples of teaching materials commonly used in science. In the world of education, a module is defined as a complete and independent unit consisting of a series of learning activities aimed at achieving specific and clearly defined objectives. According to another source, a module is an educational tool that encompasses materials, methods, limitations, and evaluation criteria, all structured in a systematic and engaging manner to fulfill the predetermined curriculum and objectives (Sidiq & Najuah, 2020).

When creating a teaching module, the chosen learning model or approach utilized in the educational process is crucial, impacting both the content and the progression of learning. This section is no less important than the above sections because depending on the teaching methods used by the teacher, students generally display greater engagement and interest in the learning process. The teacher's teaching is considered successful when students actively participate and understand and master the material taught to them. When it comes to mastering a subject, there is a learning model or approach called mastery learning, which is particularly suitable when the teacher's aim is to assess the students' comprehension level. According to Bergmann (2022), Mastery Learning is a teaching approach that enables every student, regardless of their starting point, to advance confidently. The teacher employs adaptable pacing to lead students through a repetitive cycle

of preparation, knowledge demonstration, and feedback until there is mutual agreement between the teacher and the student that the student is prepared to move on to the next phase. The objective of a comprehensive learning system is to facilitate the teaching and learning process in a manner that optimally achieves the desired educational objectives, making the learning process more effective and efficient (Sukmadinata & Syaodih, 2006).

To address challenges in the learning process, encompassing teaching materials, student engagement, and resource management, teachers must develop suitable lesson plans to enhance the quality of education. A key concept utilized is the learning approach known as mastery learning, founded on the belief that students can excel given the appropriate support and conducive environment.

This study stems from initial research conducted through observations and interviews with English teachers at MTsN Gowa on January 11, 2024. The findings reveal that teachers typically utilize school-provided textbooks while also integrating additional resources containing similar content. For example, books that still use the 2013 curriculum (K-13). The book used is the English for *Nusantara* digital book which already uses the *Merdeka* curriculum. The shortcomings found in this book lie in the content and language which are too difficult for students to understand so it needs to be developed using simple language and easily understood by students. The statement regarding the shortcomings of the English for *Nusantara* books is supported by statements and data from the article entitled "A Content Analysis of English for *Nusantara* for 7th Grade Junior High School in *Kurikulum Merdeka*", that there was weakness in the English for *Nusantara* book, namely the absence of pronunciation material and activity in chapters

1 to 5, causing the low average score of 66,67% in the language skills section. In light of this, developing teaching materials should be customized to meet students' requirements by employing a simpler and more comprehensible language structure. By creating engaging teaching materials grounded in mastery learning principles, the goal is for students to grasp the content effectively, enhancing their learning mastery and vocabulary, because the difficulty of students mentioned by the teacher is the mastery of vocabulary which is still minimal and relatively low.

The researcher selected the title as she aimed to create teaching materials that would enhance students' motivation and enthusiasm for learning while improving their mastery of the subject in the classroom. This study took place at MTsN Gowa, an A-accredited school. Building on this, the researcher is interested in developing English Language Teaching (ELT) materials rooted in mastery learning. The goal is for the teaching and learning experiences at MTsN Gowa to yield positive outcomes and be beneficial for both teachers and students.

B. Research Focus and Description

1. Research Focus

This study centers on crafting English Language Teaching (ELT) materials for the seventh-grade students at MTsN Gowa, focusing on the unit "A Secret Recipe." The materials are in the form of modules, emphasizing either printed materials or an electronic book (e-book). The research employed the Research and Development (R&D) method, using the ADDIE model for development. The ADDIE model comprises five stages: Analysis, Design, Development, Implementation, and Evaluation. However, the implementation phase was not executed in this study due to time and

financial constraints. The data types in this research encompass qualitative and quantitative data.

The textbook "English: English for *Nusantara*" consists of 5 chapters with each chapter consisting of 3 units, so the total number of units in this book is 15 units. This study consists of 9 people and the material to be developed is material in chapters 1, 2, and 3. So each researcher developed one unit from the specified chapter. The research focus on developing teaching materials about A Secret Recipe in chapter 2, "Culinary and Me". Chapter 2 discusses three materials namely My Favorite Food, My Favorite Snack, and A Secret Recipe.

The learning model used by researcher is Mastery Learning. This model is an instructional approach that aims to enhance students' learning outcomes by connecting educational materials to real-life scenarios, encouraging students to inquire, and providing guidance on completing practice exercises. Through the implementation of the Mastery Learning model, students can effectively grasp the content and achieve optimal results. Therefore, it is essential for students to receive guidance that aligns with their learning objectives throughout the educational process. So, each learner will be able to master all learning materials with their understanding abilities (Surjadi, 2012).

2. Research Description

a. Development

Development is the process of improving something that already exists to improve or create something new. In addition, development can also be defined as a process or series of activities that aim to improve, expand, or make something better or more advanced. The term can be

applied in various contexts, such as human resource development, software development, or product development. Development in research can be interpreted as an effort to develop an effective product for use in schools and in various other contexts.

b. ELT Materials

English Language Teaching (ELT) materials encompass concepts taught to language learners and consist of content in English. These materials play a crucial role in the teaching and learning journey. Teachers must exercise careful discernment in selecting ELT materials, keeping in mind that these resources aid students in mastering the language while also ensuring they are engaging and captivating for the learners.

c. Mastery Learning

Mastery Learning is a learning approach that necessitates students to attain proficiency in nearly all subjects covered in school. When executed effectively, this model is anticipated to enhance student academic achievements. This is due to the incorporation of various student-led activities that foster an interactive learning environment, along with supplementary tasks that further enrich the learning experience. This model can understand the material and improve learning outcomes

C. Research Questions

Developing ELT materials based on Mastery Learning is the main problem raised based on the background. Four research questions were formulated as follows:

1. What are the needs of the seventh grade students of MTsN Gowa on ELT material based Mastery Learning model of “A Secret Recipe” unit?

2. How is the design of ELT material based Mastery Learning model of “A Secret Recipe” unit for the seventh grade students at MTsN Gowa?
3. How is the development of ELT material based Mastery Learning model of “A Secret Recipe” unit for the seventh grade students at MTsN Gowa?
4. How is the evaluation result of ELT material based Mastery Learning model of “A Secret Recipe” unit for the seventh grade students at MTsN Gowa?

D. Previous Studies

In this research, there are a few previews of related research findings, here they are: First from April et al. (2023), examined the Development of Mastery Learning Modules in Al-Qur'an Hadith Subjects at MAN 2 Solok stating that the modules developed met very valid criteria, with a percentage of 86%. The Mastery Learning module that was created has successfully met the practicality criteria, as it can be utilized and integrated into educational resources with an acceptance rate of 86%.

The second is research conducted by Wahyuni & Sulhadi (2020), entitled Development of Mastery Learning-based Motion Learning Devices for High School Students. The outcomes of developing Mastery Learning-based instructional material for motion learning include: the validation of lesson plan feasibility rated as very feasible at 92%; expert validation of practicum videos as very feasible at 88.5%; teacher response to practicum videos at 82% in the good category; student response to practicum videos at 79% in the good category; expert validation of Mastery Learning-based Student Worksheets (LKS) at 86.5% in the very good category; teacher response to Mastery Learning-based LKS at 94% in the very good category;

readability level of Mastery Learning-based LKS at 94%; and validation of learning assessment tools at 86% in the very feasible category.

The third is from Aulia (2021), regarding the Application of the Mastery Learning Model in Improving Science Learning Outcomes in Class IX.3 Students of SMP Negeri 32 Palembang, it can be deduced that teaching Integrated Science via this model has led to an enhancement in the academic achievements of students in Class IX.3 at SMP Negeri 32 Palembang during the 2019-2020 academic year. Through the Mastery Learning model in the first Integrated Science learning, students still look inactive in participating in learning. However, in the second cycle students' learning activities seemed to be more active, this was because the teacher explained the Mastery Learning learning model in science learning slowly so that students understood the tasks given.

The fourth is Nazona (2022), which is about the Implementation of Mastery Learning to Achieve Student Competency Standards in PAI Learning at SMKN 1 Siak Kecil Bengkalis Regency, it is concluded that SMKN 1 Siak Kecil Bengkalis Regency has implemented a Mastery Learning strategy as an effort to achieve SK in PAI learning since the enactment of KBK 2004 and KTSP 2006 but its implementation has not been maximized and needs further improvement, as for the supporting factors include; 1) Aptitude, 2) Perseverance, 3) Quality of instruction, 4) Ability to learn, and 5) Time allowed for learning.

The fifth is from Laily (2021), examining how mastery learning activities on enhancing the academic performance of English language students in Class XII IPS.1 at SMA Negeri 10 Batanghari, it was observed that utilizing the Mastery Learning Model for English instruction led to an

enhancement in the learning outcomes of students in XII IPS.1 at SMA Negeri 10 Batanghari during the 2018-2019 academic year. Through the Mastery Learning model in the first English learning, students still look inactive in participating in learning. However, in the second cycle students' learning activities seemed to be more active this was because the teacher explained the Mastery Learning model in English learning slowly so that students understood the assignments given.

The sixth is from Amir & Ahmad (2019), titled "Developing an Inquiry Learning Model-Based ELT Materials for The Seventh Grade of Junior High School." The findings suggest that, according to experts' evaluation and the product development outcome, the developed basic competencies 3.7 & 4.7, and basic competencies 3.8 & 4.8 are deemed suitable for teaching seventh-grade students at Junior High School as English topics.

The seventh reference is a study by Yaumi (2023), which is about the Developing ELT Materials for Management Students at STIE YPUP Makassar. The findings suggest that, according to experts' evaluations and the try-out design results, the developed ELT materials are suitable for teaching first-semester students in the Management department as English topics.

The eighth is from Arsyad et al. (2019), entitled "The Development of Indonesian Language Teaching Materials Based on Knowledge Integration in Islamic Higher Education." The results indicate that the current materials used are not founded on knowledge integration. The integration was implemented in the developed materials by incorporating relevant verses or hadith, introducing Islamic themes as reading materials and examples. Expert validators evaluated the content and design of the developed

materials, with an average score of 3.91 and 3.93 respectively, categorizing them as very good. The gain index for small and large groups was 0.71 and 0.72 respectively, indicating a high level of improvement.

Based on the results of previous studies, researcher can describe the similarities and differences with this study. Related to the similarities, this research and previous research discuss the same issues, namely developing and applying mastery learning, especially in learning materials. Related to the difference or novelty of this research includes the development of Mastery Learning teaching materials in Al-Qur'an Hadith subjects to find out whether the Mastery Learning model that has been developed has met the practicalization criteria, namely that it can be used and implemented in learning media. The other three previous studies were carried out at the whims of secondary schools and used in different subjects. Meanwhile, this research was conducted at the whims of junior high schools, especially for seventh grade students of MTsN Gowa. In addition, related to this research focuses on developing a Mastery Learning model based on ELT material.

E. Research Objectives and Significances

1. Research Objectives

Based on the research question, this study aims to develop ELT materials for the seventh grade students of MTsN Gowa based on mastery learning model. The research objectives of this study are:

1. To analyze the needs of the seventh grade students of MTsN Gowa based on Mastery Learning model based on ELT material of "A Secret Recipe" unit.
2. To design ELT material based Mastery Learning model of "A Secret Recipe" unit for the seventh grade students at MTsN Gowa.

3. To develop ELT material based Mastery Learning model of “A Secret Recipe” unit for the seventh grade students at MTsN Gowa.
4. To find out the evaluation result of ELT material based Mastery Learning model of “A Secret Recipe” unit for the seventh grade students at MTsN Gowa.

2. Research Significances

a. Theoretical Significance

The theoretical significance of this research lies in offering insights into the creation of ELT materials presented in module format, utilizing printed materials or e-books, integrating Mastery Learning models tailored to the students' proficiency levels in the subject matter. Furthermore, the outcomes of this study can serve as a point of reference for further research.

b. Practical Significance

This research can prove beneficial for students, teachers, and other researchers. Firstly, for students, the findings enable a deeper comprehension of the content, particularly the material presented in digital books. Secondly, for teachers, the outcomes of this research offer creative and innovative approaches to teaching English through the utilization of a Mastery Learning model. Third, for other researcher; This research provides additional information for other researcher who want to examine related fields.

F. Product Spesification

The product specifications to be developed in this research are:

1. This module developed based on the units found in the seventh grade English subject.

2. This module developed using a mastery learning model that focuses on students' mastery of the subject matter in the classroom.
3. The module also equipped with material, examples and simple exercises relevant to the learning unit.
4. The module supported with interesting and relevant illustrations based on the units found in the seventh grade English subject.
5. This module designed specifically for the seventh grade students.

CHAPTER II

LITERATURE REVIEW

A. Research and Development (R&D)

The research and development method is a research approach employed to create specific products and evaluate the efficacy of these products (Sugiyono, 2013). Furthermore, Gall et al. (2003) noted that basic research methods are often used in needs assessment studies to produce hypothetical products. In addition, experiments or action research are used to test products that are still hypothetical. After the product has undergone testing, it can be put into practice. The procedure of testing products through experiments is referred to as applied research. The primary objective of research and development is the exploration, advancement, and authentication of a product. Sukmadinata (2006), research and development is a research method geared towards generating new products or enhancing existing ones. These products can range from computer software or hardware to educational resources like books, modules, software packages, educational programs, or course materials.

1. Development Model

Research and Development is a research methodology employed to create and evaluate products within the realm of education. There exist various research models that serve as valuable references in Research and Development endeavors. The following are some of the models utilized in research and development (Amali et al., 2019).

a. Borg and Gall Development Model

According to Borg & Gall (2003), this development model follows a waterfall approach during the development phase. The Borg and Gall

development model consists of relatively lengthy stages encompassing 10 implementation steps: (1) research and information gathering, (2) planning, (3) developing a preliminary version of the product, (4) conducting preliminary field testing, (5) refining the initial product (major product revision), (6) conducting main field testing, (7) refining the field test product (operational product revision), (8) conducting operational field testing, (9) final product revision, and (10) dissemination and implementation (Hamdani, 2011).

b. 4D Development Model

According to Thiagarajan (1974), the development process comprises four stages. The initial stage is Define, often known as the needs analysis phase. The second stage is Design, involving the compilation of a conceptual framework for learning models and materials. The third stage is Develop, which includes the development phase encompassing validation testing to assess the feasibility of the educational media. The final stage is Disseminate, which involves the implementation of the developed materials on the designated research subjects.

c. ADDIE Development Model

The ADDIE model is widely utilized in instructional design to facilitate the creation of effective designs. This model has been instrumental in developing curricula for various fields like library instruction and online continuing education. The steps within the ADDIE model consist of analysis, design, development, implementation, and evaluation. It adopts a systems approach, which involves breaking down the learning planning process into steps, arranging these steps into logical sequences, and utilizing the output of

each step as the input for the subsequent step (Januszewski & Molenda, 2008).

Supriatna & Mulyadi (2009), explain that the ADDIE development model is divided into five stages in developing learning media, including:

a. Analysis

The analysis stage includes the implementation of needs analysis and problem identification. During the analysis stage, the process involves defining what will be learned and assessing the availability and relevance of the textbooks used in these learning activities. This phase includes conducting a needs analysis where the developer examines the students' requirements, particularly in terms of suitable learning materials, and assesses the sufficiency or quantity of available textbooks. Regarding learning issues, developers pinpoint various problems, particularly those related to learning strategies and the conditions of the learning activities.

b. Design

During the design stage, various activities take place, such as formulating learning objectives and defining the material or subject matter to be studied. Furthermore, the textbook is prepared with a systematic system that has been adapted to the needs of students, and then writing the contents of the textbook based on the criteria for preparing a good textbook.

c. Development

In the development stage, the process involves preparing and composing materials in textbooks that are customized to meet the students' needs during their learning activities.

d. Implementation

The implementation stage entails utilizing the developed products, such as teaching materials, in the learning activities conducted by lecturers and students.

e. Evaluation

Evaluation serves as a process to determine the success or alignment of the prepared textbook with the initial expectations. Evaluation can be conducted formatively or summatively. Formative evaluation occurs after each step in the ADDIE model development process, whereas summative evaluation takes place at the conclusion of all steps. Additionally, revisions can be implemented if deemed necessary.

Among the three Research and Development models discussed earlier, the researcher opted to utilize the ADDIE development model due to its simplicity in procedures yet systematic implementation, resulting in a valid and reliable product. Furthermore, development using the ADDIE model is known to be effective in creating learning media, particularly teaching materials.

B. ELT Materials

English teaching materials refer to the materials used to teach and learn English. These can include textbooks, audio visual materials, software, games and a range of other resources designed to help students understand and practice English. Lorincz & Gordon (2012), state that students cannot rely on prepositional knowledge from their native language. Indeed, the field of English Language Teaching (ELT) encompasses the development and utilization of a diverse range of materials to facilitate language learning. The ELT materials development program is designed to support understanding

of key concepts and practical skills in creating effective teaching materials aligned with current issues in the industry. *Materials and Methods in ELT* is a valuable resource for English language teachers and lecturers, providing information on materials development and best practice.

According to Harwood (2010), English Language Teaching (ELT) materials are resources utilized in the teaching and learning of English. These materials are specifically crafted to aid both students and teachers in facilitating an efficient learning process. Some aspects related to ELT materials include:

- a. Evaluation and Design of Teaching Materials: How we evaluate and design teaching materials that suit the needs of students.
- b. Perspectives on Teaching Materials: Various views on the use of teaching materials, including the influence of research on second language acquisition on the design of grammar materials and communicative tasks.
- c. Teaching Materials for Language Syllabus: Materials used to teach reading, writing, listening and speaking skills in a language learning context.
- d. Teaching Materials for Academic and Special Purposes: Materials developed for academic or specific purposes, such as writing essays or understanding spoken language in academic seminars.

It is important to understand that teaching materials in ELT should consider aspects of authenticity, diversity, and student needs. Selecting and crafting suitable teaching materials is crucial in the process of English language learning.

Ibrahim & Syaodih (2003), when creating ELT materials, different elements can serve as a guide, such as: (1) a concept comprising one or

multiple ideas, (2) a principle as a foundational truth for thinking or implementing something, (3) a fact representing past, present, or ongoing occurrences, (4) a process involving a sequence of developmental changes, (5) the value encompassing model, size, and type, and (6) competence denoting the proficiency in performing a task effectively.

C. Learning Model

The learning model is essentially a structured form of education that is demonstrated step by step, typically by the teacher. According to Trianto (2009), a learning model is defined as a theoretical structure outlining systematic methods for arranging learning encounters to fulfill specific learning goals. It acts as a roadmap for educators and instructional designers when preparing teaching and learning tasks.

As per Joyce et al. (1986) cited in Warsono & Hariyanto (2013), a learning model is an outline of the educational setting, incorporating the strategies employed by the teacher throughout the learning process. These models have diverse uses, spanning from lesson and program planning to the creation of teaching resources, including multimedia materials.

As outlined by Trianto in Gunarto (2010), a learning model is a framework or blueprint that acts as a reference for organizing classroom learning or direct instruction. It encompasses the learning approach employed, comprising learning objectives, stages of learning activities, the learning environment, and classroom management. In essence, a learning model is a structured method or framework that provides guidance in attaining learning goals, encompassing strategies, techniques, methods, materials, media, and tools.

From the insights shared by the experts mentioned, it can be inferred that a learning model entails a series of methodologies for delivering educational content effectively, which is systematically arranged to achieve certain learning objectives. In general, a good learning model has characteristics that can be generally recognized:

1. It has a systematic procedure. A learning model is a systematic approach that aims to change student behaviour based on certain assumptions.
2. Learning outcomes are specifically defined. Each learning model specifies specific learning outcomes that students are expected to achieve in detail in the form of observable performance. What students must demonstrate after completing the teaching sequence is set out in detail and specifically.
3. Specific definition of the environment. Determination of specific environmental conditions in learning methods.
4. Measures of success. Describe and explain learning outcomes in terms of the behaviour expected of students after they pursue and complete a series of activities.
5. Interaction with the environment. All learning models determine how students can engage and interact with their environment.

D. Mastery Learning Model

Mastery Learning can be interpreted as the student's complete mastery of all the material learned. This hypothesis is based on the assumption that most students can master what they learn in school if education is delivered systematically (Muhammad Ali, 2002:95). Meanwhile, Sardiman (2020) stated that Mastery Learning is a teaching system that

requires most students to be able to achieve general learning objectives (master learning objectives) consisting of lessons or units.

According to Bergmann (2022), states that Mastery Learning is a teaching method that empowers every student, regardless of their current level, to advance with assurance. In this approach, the teacher adjusts the pace to lead students through a repeated cycle of preparation, demonstrating knowledge, and receiving feedback, until both the teacher and the student agree that the student is prepared to move on to the next phase.

Sturgis et al. (2011) from the Aurora Institute, previously known as iNACOL, outlined five fundamental principles of this method:

1. Students attain mastery.
2. Competencies consist of clear, measurable, and transferable learning goals that ensure student accountability.
3. Assessment plays a crucial role in students' learning journey, providing them with timely and personalized support tailored to their specific learning requirements.

According to Wena (2009), cited by Hardidni and Puspitasari, this model consists of five phases.

1. Orientation

In this phase, the framework for the training content is determined. In this phase, the teacher explains the learning objective, the tasks to be performed and develops the student's responsibility.

2. Presentation

At this phase the teacher explains the new concept or skill using examples. The use of both video and audio visual teaching materials is highly recommended to practice new concepts and skills. At this point, it is

important to evaluate how well students have understood the concept or skill taught.

3. Structured Training

In this phase, the teacher presents students with examples of problem-solving exercises in the form of key steps to solve problems/tasks step by step. In this phase, students are presented with several statements and then the teacher provides feedback on the students' responses.

4. Guided Practice

In this phase, the teacher gives students the opportunity to practice problem solving, but is subject to guidance. In this phase, the teacher gives students various tasks/problems to work on but still receives instructions on how to solve them. The teacher's job at this stage is to monitor student performance and provide corrective feedback when necessary.

5. Self-practice

The self-practice stage is the core of this strategy. Self-practice practice is carried out when students have achieved a performance score of 85%-90% in the guided practice stage. The purpose of self-practice is to strengthen or reinforce the teaching materials learned, ensure increased memory/retention, and to improve students' fluency in solving problems. The teacher's role in this stage is to assess the students' work after completing the task completely. If necessary or there are still mistakes, the teacher needs to provide feedback, in the form of assignments.

Mastery Learning has been shown to result in benefits in the subjects taught to students, including achievement, attitudes toward learning, and content retention. Mastery Learning can potentially benefit students of varying ability levels. Mastery Learning is particularly beneficial

for low-ability students whose previous experiences of failure in a particular subject have reduced their motivation in that subject (Ironsmith & Eppler, 2007).

E. Conceptual Framework

The Mastery Learning concept essentially underpins the teaching and learning strategy with a personalized approach. The objective of the Mastery Learning model is to ensure that students comprehensively grasp the educational content delivered by the teacher. Moreover, students are expected to retain, comprehend, and apply the material presented by the teacher throughout the assessment and learning phases. Consequently, the researcher opted for the Mastery Learning model due to its capacity to offer insights into students' performance and mastery of the material. The researcher try to find new ways of creating English content for seventh grade students at MTsN Gowa. The researcher employed the Mastery Learning method and the ADDIE model to attain the desired learning objectives.

The researcher utilized the ADDIE model, a research and development framework that originated in 1967 and was formulated by Reiser and Mollanda. One of the primary objectives of the ADDIE model is to provide guidance on establishing training program facilities and infrastructure that are effective, dynamic, and conducive to supporting the training process itself. This model was selected because it is commonly employed to delineate a methodical approach to learning development. In learning applications, the process is sequential yet interactive, with the assessment outcomes at each stage informing the advancement of learning in the preceding stage. The outcome of a step is the product of the preceding step. The ADDIE model comprises systematic stages including analysis,

design, development, implementation, and evaluation. The conceptual framework of this study is illustrated in the following figure:

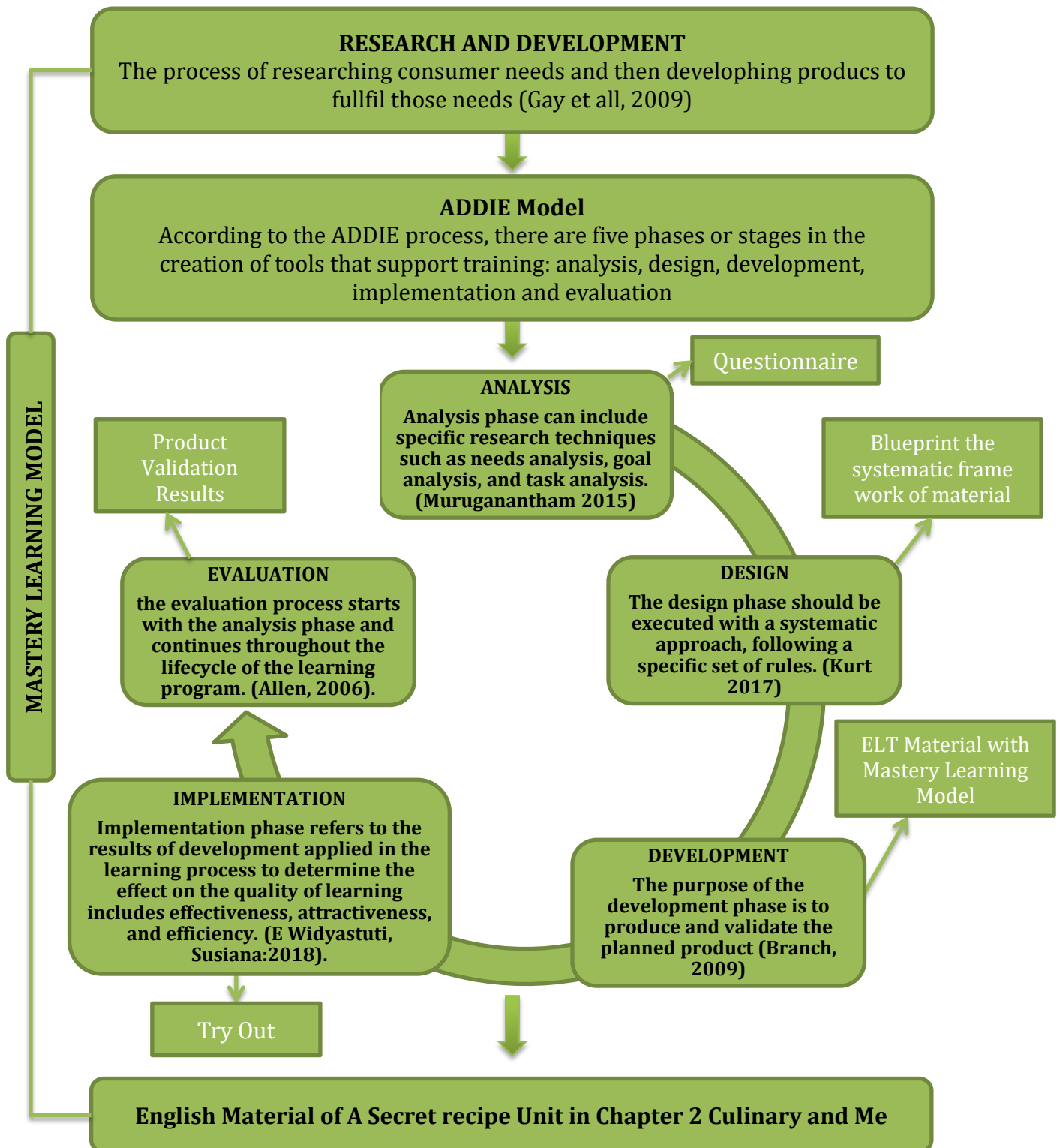


Figure 2.1 Conceptual Framework

During the analysis phase, specific research techniques such as needs analysis, goal analysis, and task analysis can be incorporated (Muruganantham, 2015). This phase of analysis aims to identify possible causes of gaps in learning outcomes. To complete the analysis phase, teachers must be able to identify gaps in teaching, thereby uncovering achievement gaps based on empirical evidence of the potential for effective learning. This stage involves outlining what learners will acquire, which includes conducting a needs assessment, identifying problems (needs), and performing task analysis. Consequently, the outcomes will manifest as profiles or attributes of potential learners, the revelation of gaps, the identification of needs, and comprehensive task analysis rooted in these requirements.

In the design phase of the ADDIE model, learning designers strategize on how students will reach the intended learning objectives. As outlined by Kurt (2017), the design phase should be methodical and adhere to specific guidelines. Moreover, potential teaching strategies are evaluated during this stage (Allen, 2006). This phase is often referred to as the blueprint stage. The key steps in this design process typically encompass developing the syllabus and lesson plan. These documents serve as the foundation for preparing the suitable teaching materials.

The development phase of the ADDIE model entails a sequence of practical product design tasks. Its objective is to create and authenticate the envisioned product (Branch & Stefaniak, 2019). Development involves the transformation of the blueprint or design into tangible learning activities. The outcome of this stage is a complete set of learning resources or materials, such as all content, learning strategies and other lesson plans, as

well as learning materials needed to support the learning module. In the development phase, learning designers generate the resources and materials outlined in the prior design phase. This content encompasses learning frameworks, activities, lectures, simulations, and other instructional materials (Mayfield, 2011). Furthermore, system testers conduct diverse procedures to pinpoint errors in the intended teaching strategies and rectify any issues as needed.

The implementation phase involves applying the outcomes of the development to the learning process to assess its influence on the quality of learning, encompassing effectiveness, engagement, and efficiency. Implementation represents the concrete step of putting the developed learning system into action. This implies that all components crafted in this phase are set up and organized based on the roles and responsibilities to be fulfilled. The implementation phase typically involves evaluating the media through the learning process. However, in this study, the scope did not permit the implementation stage due to limited time and funds.

The evaluation phase assesses the program's effectiveness and efficiency. Evaluation is a pivotal component in the revised ADDIE model (Allen, 2006). The evaluation process commences in the analysis phase and extends throughout the learning program. In this study, the evaluation phase persists until the objectives of the evaluation are met. Following expert evaluation and the results of the trial executed during the implementation phase, two stages of data analysis were carried out, namely qualitative data analysis and quantitative data analysis. Qualitative data analysis was employed to analyze feedback in the form of suggestions, recommendations, and critiques from experts, as well as to gauge the extent of continuous

refinement to enhance media development. In quantitative analysis, the data obtained from the questionnaire evaluation results are given in the form of statistics on the questions given.

CHAPTER III

RESEARCH METHODOLOGY

A. Types and Location of Research

1. Research Type

This study adopts the research and development (R&D) method. Research and development (R&D) encompasses the procedures or stages involved in creating new products or enhancing existing ones. According to Sugiyono (2013), in his book "Research and Education Methods," research and development methods incorporate research techniques utilized to generate particular products and evaluate their effectiveness.

On the other hand, according to Gall et al. (2003), development research is characterized as the procedure of creating and authenticating educational products. The phases of this process are commonly known as the research and development cycle. This cycle encompasses analyzing research findings associated with the product to be created, formulating products grounded on these findings, conducting field tests for eventual deployment, and making revisions to rectify deficiencies identified during the testing phase.

The research and development used because the researcher want to develop a learning product in the form of an English module that focus on printed materials or electronic book (e-book). This type of research and development is considered suitable to help researcher in developing English modules with Mastery Learning approach for seventh grade students.

The researcher's research design incorporates a combination of qualitative and quantitative methods. In this scenario, the research and

development method was selected as it aligns with the objectives of the study. Specifically, to generate specific products, a needs analysis research approach was employed (such as surveys or qualitative methods), and to assess the functionality of these products in the broader community, research was conducted to test their effectiveness (using experimental/quantitative methods). Furthermore, data collection in the field, particularly during the initial research phase, leaned towards qualitative methods. During the phase of testing the product's effectiveness, an experimental/quantitative approach was implemented (Haryati, 2012).

In addition, researcher used the Mastery Learning model as a material development model. Mastery Learning is a learning model that can improve students' learning outcomes by linking learning materials with everyday life, motivating students to ask questions, and guiding them in doing practice problems. By applying the Mastery Learning model, students are able to learn well and obtain maximum results, so that in the learning process students need to receive guidance to accompany learning goals. So, each learner will be able to master all learning materials with their understanding abilities (Surjadi, 2012).

Teaching materials that are to be compiled or created should follow a teaching material development model. The utilization of a teaching material development model serves as a roadmap in crafting teaching resources due to its structured framework guidelines. One of these models is the ADDIE model, which stands for Analysis, Design, Develop, Implement, and Evaluate, developed by Reiser and Mollanda. As mentioned by Branch (2009), the ADDIE model is a fundamental process for crafting effective learning materials. It was designed to guarantee that students attain their

learning objectives and goals. Additionally, it enables the assessment of student requirements and offers straightforward design and development procedures.

2. Research Location

This research was conducted at MTsN Gowa which is located at Jl. Poros Malino, Balang Balang, Village. Bontomanai KM.7, District. Bontomarannu, Gowa Regency, South Sulawesi. MTsN Gowa is an A accredited secondary school which has also become a reference school whose learning process is digital based. Learning time at MTsN Gowa starts at 07.00 WITA until 14.00 WITA.

Researcher are interested in conducting research at this school because even though it has met the requirements for A accreditation, this school is also one of the schools that has implemented a digital learning system which certainly provides its own benefits and challenges when applied in the learning system. The existing facilities at school can be utilized by researcher to be used as research material whose focus is on the development of module teaching materials, namely printed materials or electronic book (e-book).

B. Research Approach

This study employs the research and development (R&D) methodology, which encompasses the steps involved in developing new products or enhancing existing ones. According to Sugiyono (2013), in his book "Research and Education Methods," research and development methods incorporate research techniques utilized to create specific products and assess their effectiveness.

Meanwhile, Gall et al. (2003), development research is described as the process of formulating and validating educational products. The phases of this process are commonly known as the research and development cycle. This cycle involves analyzing the outcomes of research linked to the product under development, creating products based on these findings, conducting field tests for eventual deployment, and making revisions to address any shortcomings identified during the testing phase.

The utilization of research and development was chosen because the researcher aims to create a learning product in the form of an English module. This type of research and development is considered suitable to help researcher in developing English modules with Mastery Learning approach for seventh grade students.

The researcher's research design incorporates a combination of qualitative and quantitative methods. In this instance, the research and development method was chosen as it aligns with the objectives of the study. Specifically, to create specific products, needs analysis research was employed (utilizing surveys or qualitative methods), and to assess the effectiveness of these products for broader functionality, research was conducted to evaluate their efficacy (using experimental/quantitative methods). Moreover, during data collection in the field, particularly in the initial research phase, a more qualitative approach was adopted. Conversely, during the phase of testing the product's effectiveness, an experimental/quantitative method was implemented (Haryati, 2012).

In addition, researcher used the Mastery Learning model as a material development model. Mastery Learning is a learning model that can improve students' learning outcomes by linking learning materials with

everyday life, motivating students to ask questions, and guiding them in doing practice problems. By applying the Mastery Learning model, students are able to learn well and obtain maximum results, so that in the learning process students need to receive guidance to accompany learning goals. So, each learner will be able to master all learning materials with their understanding abilities (Surjadi, 2012).

Teaching materials that are to be compiled or developed should adhere to a teaching material development model. These models serve as guiding frameworks in the preparation of teaching materials due to their systematic guidelines. One prominent teaching material development model is the ADDIE model, which stands for Analysis, Design, Develop, Implement, and Evaluate, developed by Reiser and Mollanda. According to Branch (2009), the ADDIE model is a fundamental process for crafting effective learning resources. It was specifically designed to ensure that students attain their learning goals and objectives. Additionally, the ADDIE model facilitates the assessment of student needs and offers straightforward design and development procedures.

C. Research and Development Design

The ADDIE model is widely recognized in the instructional design field as a foundational framework for creating effective designs. This model has been instrumental in developing curricula for various domains, including library instruction and online continuing education. The sequential steps of the ADDIE model consist of analysis, design, development, implementation, and evaluation. By employing a systems approach, the ADDIE model aims to break down the learning planning process into distinct steps, arrange these

steps in coherent sequences, and utilize the outcomes of each step as inputs for the subsequent step (Januszewski & Molenda, 2008).

Supriatna & Mulyadi (2009), explain that the ADDIE development model is divided into five stages in developing learning media, including:

1. Analysis

The analysis stage includes the implementation of needs analysis and problem identification. This phase is dedicated to discerning what students are learning and assessing the availability and suitability of textbooks utilized in these learning endeavors. The primary activities undertaken during this analysis stage revolve around needs analysis. Here, the developer scrutinizes the requirements of students, particularly concerning pertinent learning materials, and evaluates the sufficiency or availability of textbooks. In terms of learning challenges, developers pinpoint a range of issues, especially those linked to learning strategies and the learning activity environment.

2. Design

During the design stage, various activities are conducted, such as crafting learning objectives and selecting the material or subject matter to be studied. Furthermore, the textbook is prepared with a systematic system that has been adapted to the needs of students, and then writing the contents of the textbook based on the criteria for preparing a good textbook.

3. Development

In the development stage, the tasks involve creating and composing materials in textbooks that cater to the requirements of students during their learning activities.

4. Implementation

The implementation stage involves utilizing the developed products in the form of teaching materials during the learning activities conducted by instructors and students.

5. Evaluation

Evaluation is a critical process to assess whether the prepared textbook has been effective and aligned with the initial expectations. Evaluation can be conducted in a formative or summative manner. Formative evaluation occurs after each stage in the ADDIE model development process, while summative evaluation takes place at the conclusion of all stages. Additionally, revisions can be implemented if deemed necessary.

In this research, the researcher opted for the ADDIE development model because of its simplicity in procedures, coupled with a systematic implementation that ensures the resulting product is valid and reliable. Moreover, utilizing the ADDIE model in development is known to be effective in creating learning media, particularly teaching materials.

D. Data Sources

This research was conducted at MTsN Gowa and involved a number of research participants. The participants were selected objectively through sampling to obtain representative data. Therefore, this research utilize various data sources by inviting students, teacher of MTsN Gowa, and validators to participate. For more details, the research topics are described below:

1. Students

As part of this research, a needs analysis conducted by taking student data as research subjects. The research subjects in this study consist

of seventh grade students of MTsN Gowa. To determine the number of research targets, the researcher used random sampling as a sampling technique. The main objective of this study was to collect 5 samples from each seventh grade representative who was the main target in this study. Therefore, the researcher take 30 students as the sample of this study.

2. Teacher

Through this research, teacher can help identify difficulties and challenges that students may face in learning. At the stage of evaluating the results of developing teaching materials, teacher can provide feedback on the effectiveness and usefulness of teaching materials and contribute to further improvement and development. Teacher can also help identify aspects that need improvement so that teaching materials can more effectively help students achieve their learning objectives.

3. Validators

The researcher also introduce two validators, a linguist and a development expert from the English Language Education Department of UIN Alauddin Makassar. The validation team evaluate the results of the material development work carried out by the researcher. The validator is the entity that validates the development of the learning material model based on the learning material in the "A Secret Recipe" unit. This included in the evaluation stage of this research. In this research, the validator validate the blueprint design, and then the validator evaluate the feasibility assessment of the book.

E. Procedures of Collecting Data

The data collection procedures in this research used the ADDIE model which includes 4 stages, namely analysis, design, development and evaluation.

1. Analysis

The first stage of this research is analysis. The analysis aims to ensure that the material developed meets students' needs and standards. This analysis process is based on information from interviews with teacher who teach in the class. Meanwhile, documents are analysed to determine the characteristics of students material. Questionnaires distributed to students to obtain information regarding material deficiencies and previous learning needs consisting of six task elements: objectives, input, procedures, teacher role, and mastery. The result of questionnaires distributed by students are analysed in percentage from and results are translated into learning needs and used in designing ELT materials.

2. Design

During the design stage, the researcher creates the initial design of teaching materials, also known as the blueprint. The key steps in this design process include developing the syllabus and lesson plan. These guidelines serve as a foundation for the preparation of suitable teaching materials. This design stage includes several activities, such as developing objectives, developing curriculum, organizing and creating units, developing unit structures, and sequencing units. In the first stage, researcher examine the core skills and curriculum used by English teacher. The researcher then organizes each material and combines them into one unit. After the stage of arranging the materials into units, the researcher develops the structure of

these units. Finally, the researcher categorized the units based on the previous semester's material.

3. Development

In the development stage, after the material is prepared, the researcher develops it into a learning module, specifically printed materials or electronic book (e-book). At the development stage of this research, researcher focus on incorporating the mastery learning model into English teaching materials. After developing the learning module, the researcher carried out a validity evaluation which included assessing content, language and presentation.

4. Implementation

The aim of the implementation stage is for teachers to set up the learning environment and involve students effectively in the learning process. This phase typically involves the standard procedure of preparing both teachers and students for the learning activities. Teachers must adapt to the real-world learning environment so that students can begin to acquire the new knowledge and skills they need to close the gap in their academic achievement. The implementation stage in this study was not held due to limited time and funds.

5. Evaluation

The evaluation stage of this research consists of the researcher carrying out a formative evaluation which aims to perfect the ELT material prototype that has been created. This evaluation is conducted at each stage of analysis, design, development, and review. This evaluation is conducted to help researcher achieve goals and design materials to meet student needs. After the development stage is complete, the researcher provides the

material, validation checklist, and passing checklist to the expert (instructor) to check the quality of the product and whether the material developed meets the students' needs. If the evaluation results are not appropriate and the development of the ELT material has not been completed, the validators will make corrections. In the end, if it does not meet the standards, the researcher will make corrections and improvements.

F. Research Instruments

A research instrument is a methodically designed tool utilized to collect, measure, and analyze data relevant to the research focus and alignment. Researchers typically need to decide on the instruments to be employed based on the type of research they are conducting: quantitative, qualitative, or mixed methods. Instruments can range from surveys, tests, questionnaires, achievement/talent assessments, interviews, and more. Each instrument comes with its own advantages and requirements. According to Arikunto (2000), data collection tools refer to the instruments selected and utilized by researchers in their data collection endeavors to facilitate these activities in a more systematic and efficient manner. In this study, four instruments were used to gather the necessary data, namely:

1. Document

Research documents are various types of written documents or documents related to various research activities. In this study, researcher analyzed documents such as *Capaian Pembelajaran* (CP) and *Alur Tujuan Pembelajaran* (ATP). This material includes teacher's manuals and guides for teachers and students.

2. Interview

Interviews are one-on-one conversations and group interviews. The conversation is conducted by both parties, namely the researcher as the interviewer and the research subject as the informant (Ulfatin, 2022). Interviews used by researcher to evaluate a person's condition, for example to obtain data on variables related to student background, parents, education, or attitudes towards something. Interviews are employed as a data collection method when researchers aim to conduct a preliminary study to identify topics that need further exploration and when they seek in-depth insights from respondents.

In this research, the interview technique was implemented using a semi-structured approach. A semi-structured interview involves utilizing an interview guide derived from predefined topics and questions, offering more flexibility compared to a structured interview. The interviews were carried out by directly asking informants to delve into and gather information pertinent to the required data. By employing interviews with an interview guide, the researcher could shape research questions in alignment with the desired information needs.

3. Questionnaire

A questionnaire is a set of written questions that inquire about respondents' personal experiences or knowledge. It serves as a data collection tool comprising a series of written inquiries designed to gather information from specific individuals or groups. Respondents must fill out a questionnaire or answer questions, which are then used as a report. Questionnaire allow researcher to obtain information with high validity and reliability.

The questionnaire that the researcher used consist of several of questions which are divided into two parts. Part one discusses linguistic needs which are divided into two, namely learning ability and learning priority. Meanwhile, part two is divided into 3 parts, namely learning problems, learning attitudes, and learning style. The total number of questions in the questionnaire that used by researcher is 24 questions. The questionnaire format that used by researcher is adapted from (Kaharuddin, 2015).

4. Validation Checklist

A validation checklist is a tool used by validators to evaluate products produced/developed by researcher (Bandalos, 2018). The validation checklist is a tool that validators use to evaluate the product developed by the researcher. This tool helps validators check and evaluate the quality and validity of the research products made. By using a validation checklist, validators can systematically evaluate various aspects and characteristics that are relevant to the standards or criteria to be determined.

The validation checklist used by researcher contains a series of assessment aspects of the product that has been made later. Starting from the assessment of cover, layout, instructional objectives, material organization, systematic content of English and activities/exercise/tasks. These assessment aspects are assessed and validated directly by predetermined validators. The final results of the assessment can determine the level of validity of the product made by the researcher. Validation checklist adapted from Kaharuddin (2015) and filled out by the validators.

G. Data Processing and Analysis Technique

Data analysis is a research process conducted once all the necessary data required to address the research problem is gathered. In general, data analysis techniques are divided into two parts, namely quantitative and qualitative analysis. The only difference between these two techniques is the type of data. In this study, researcher used mixed methods to analyze the data. Mixed method is a combination of qualitative and quantitative analysis methods.

1. Qualitative Analysis

Qualitative data analysis is the process of interpreting, classifying and combining data with the researcher's ideas. First, the topic needs to be able to interpret the data; therefore, a conceptual framework must be developed and the data must be categorized. Then, concepts can be created and integrated (Dey, 2003) .

According to Miles & Huberman (2014), qualitative analysis is characterized by a comprehensive and structured approach to reviewing qualitative data. They offer several steps or strategies to help understand qualitative data in depth:

a. Data Condensation

Data condensation involves the selection, focus, simplification, extraction, and transformation of data from various sources such as written information, field interviews, documents, and physical materials. This method of data synthesis typically occurs after the researcher conducts interviews and collects written information, followed by the transcription of interviews to meet the research requirements.

b. Data Display

The presentation of data involves organizing, consolidating, and presenting information in a structured manner. This presentation aids in comprehending the research nature as it facilitates deeper analysis.

c. Verification and Conclusion

Here, the researcher carries out the following operations: drawing conclusions, trying to understand without pattern from the beginning of data collection, searching for consistent explanations and reasons, and completing the general information obtained by the researcher in the final stages.

This approach introduced by Miles & Huberman (2014), aims to address the complexity of qualitative data, facilitate the analysis process and enable conclusions based on a deep understanding of the data collected. By following these steps, researcher can systematically explore the hidden meanings and constructs of qualitative data.

2. Quantitative Analysis

Quantitative analysis is the process of collecting, compiling, analyzing, and interpreting numerical or numerical data to identify patterns, relationships, or trends present in a study. This approach focuses on using statistical, mathematical, and computational methods to process quantitatively measured data. Quantitative researcher determine at the beginning of the project which hypotheses to test and which research methodology to use to conduct the research (Council & Pillars, 2012). They collected information from students and expert researcher using a needs analysis questionnaire and validation checklist.

a. Need Analysis Questionnaire

Research and development needs analysis involves identifying and understanding the needs that must be met or addressed to develop a new product, service or solution. As part of research and development, a needs analysis is conducted to ensure that the innovation or development undertaken is able to adequately answer or solve existing problems. The questions included in the needs analysis aim to determine students' attitudes, opinions and observations of the teaching materials to be developed. Responses to each item on the instrument are evaluated using a Likert scale, spanning from "strongly agree" to "strongly disagree." Participants are required to choose the response that aligns best with their perspective or opinion on the statement or question provided. Frequency is determined by multiplying the number of respondents by their score and then dividing by the total number of respondents across all categories. Meanwhile, the average is calculated as follows:

- 1) Multiplying the score category with frequency
- 2) Adding up all the scores
- 3) Dividing by the population

Hence, the formula for calculating the mean from a frequency table is:

$$\bar{x} = \frac{\sum fx}{\sum f}$$

Symbols: $\sum fx$ = Summation of the product of values of items with their
Corresponding frequencies

$\sum f$ = Summation of all the frequencies

\bar{x} = The average of rating scale

Table 3.1 Category Scores by Kaharuddin (2015)

Score	Proficiency Level	Importance Level	Frequency Level
1	Poor	Not important	Hardly ever
2	Fair	Less Important	Seldom
3	Good	Important	Often
4	Excellent	Very Important	Always

b. Validation Checklist

The validation analysis entails data gathered from the outcomes of the validation of learning materials conducted by validators. The data analysis technique employed is utilized to determine the level of validity of the developed product, as outlined below:

$$\bar{x} = \frac{y_1+y_2}{n}$$

Where: \bar{x} = The average of rating scale

y = The expert

n = Total number of expert

The scale of validity level of the product developed displayed below:

Table 3.2 Criteria of Validity adapted by Kaharuddin (2015)

NO	Criteria of Validity	Descriptive Rating
1	Not Valid	1.00-1.50
2	Less Valid	1.51-2.50
3	Valid	2.51-3.50
4	Very Valid	3.51-4.00

CHAPTER IV

RESEARCH RESULT AND DISCUSSION

This chapter showcases the research outcomes with the objective of addressing the research questions. The systematically and theoretically analyzed data collected during the research are utilized in the comprehensive process of developing English Language Teaching (ELT) materials for the seventh grade students at MTsN Gowa.

Results and discussions are presented systematically according to the ADDIE model categories. In other words, this section explains the outcomes of the needs assessment, the systematic planning and design of the *Alur Tujuan Pembelajaran (ATP)*, the material development process, and the validation results of the created textbooks. However, the implementation phase was not included. These aspects are elaborated upon below:

A. Research Results and Discussion

The researcher conducted the study by collecting data from all research instruments including questionnaires. The researcher analysed the data systematically and in detail to achieve the research objectives. The results and discussion are discussed in four sections in this chapter. The four sections are defined as follows:

The first section is a summary of data collection and analysis of previous studies on improving the academic performance of Grade VII students of MTsN Gowa. The second section describes the design of learning devices to improve the learning achievement of grade VII students of MTsN Gowa. The third section shows the process of making the results of developing learning devices to improve student learning outcomes in class

VII MTsN Gowa. The fourth section present the results of expert evaluations of the ELT material that has been developed.

1. The Needs of The Seventh Grade Students on ELT Material Based Mastery Learning Model of “A Secret Recipe” Unit

a. Preparation in Getting the Need Analysis

At this point, the researcher must determine the type of data required, identify the participants involved in the research, and select the tools to be used. At the needs analysis stage, the data needed is to understand students' learning characteristics, English learning experiences in seventh grade, and learning materials needed by students. The parties involved were thirty MTsN Gowa students in seventh grade for the 2023-2024 school year. At the conclusion of this phase, a questionnaire consisting of inquiries pertaining to the aforementioned information is utilized. This questionnaire serves as a criterion to guarantee that the learning materials are meticulously designed.

b. Linguistic Needs

An evaluation of students' learning capabilities and essential learning goals is conducted to pinpoint language requirements. The outcomes of this assessment are leveraged to recognize the elements of English language materials for each educational objective and to choose suitable teaching resources for formulating a curriculum of English language materials aligned with each learning outcome.

Part 1: Linguistic Needs

1) Learning Ability

Table 4.1 Student learning ability in identify the tools and ingredients

Statement	I can identify the tools and ingredients that I usually use when cooking using English							Total	Percentage (%)
Class	VII.1	VII.2	VII.3	VII.4	VII.5	VII.6	Total	Percentage (%)	
Strongly Agree	1	-	2	2	1	1	7	23.3%	
Agree	3	2	2	1	2	1	11	36.7%	
Disagree	-	1	1	1	2	3	8	26.7%	
Strongly Disagree	1	2	-	1	-	-	4	13.3%	

Table 4.1 shows that the majority of respondents strongly agree (23.3%) with the statement given, followed by respondents who agree (36.7%). A small number of respondents disagree (26.7%) and an even smaller number strongly disagree (13.3%). This indicates that among the 30 students chosen as the study subjects, a greater number of students can recognize tools and ingredients commonly utilized in cooking using English compared to those who cannot. Consequently, the material is further presented to enhance the students' proficiency in this area.

Table 4.2 Student learning ability in write down the sequence of steps in making something

Statement	I can write down the sequence of steps in making something							Total	Percentage (%)
Class	VII.1	VII.2	VII.3	VII.4	VII.5	VII.6	Total	Percentage (%)	
Strongly Agree	-	1	2	3	1	1	8	26.7%	
Agree	3	1	1	-	-	3	8	26.7%	
Disagree	1	2	2	1	3	1	10	33.3%	
Strongly Disagree	1	1	-	1	1	-	4	13.3%	

Table 4.2 shows that the majority of respondents strongly agree (26.7%) with the statement given, followed by respondents who agree (26.7%). A small number of respondents disagree (33.3%) and an even smaller number strongly disagree (13.3%). This suggests that among the 30 students chosen as the study subjects, fewer students can articulate the sequence of steps in creating something using English compared to those who can. Hence, the material is further presented to enhance the students' skills, albeit with a simpler presentation and employing language that is readily comprehensible for the students.

Table 4.3 Student learning ability in identify the procedural text structure of a recipe

Statement	I can identify the procedural text structure of a recipe and write examples in English						Total	Percentage (%)
	VII.1	VII.2	VII.3	VII.4	VII.5	VII.6		
Strongly Agree	-	-	1	1	-	-	2	6.7%
Agree	4	1	1	1	1	1	9	30%
Disagree	-	3	3	1	3	2	12	40%
Strongly Disagree	1	1	-	2	1	2	7	23.3%

Table 4.3 shows that the majority of respondents strongly agree (6.7%) with the statement given, followed by respondents who agree (30%). A small number of respondents disagree (40%) and an even smaller number strongly disagree (23.3%). This implies that among the 30 students chosen as the study subjects, fewer students can recognize the structure of a procedural text from a recipe and write an example in English compared to those who can. Consequently, the material is still presented, but with

simplified concepts using easily understandable language and the inclusion of materials and exercise examples from everyday life.

2) Learning Priority

Table 4.4 Student learning priority in learning English

Statement	I like learning English							Total	Percentage (%)
	VII.1	VII.2	VII.3	VII.4	VII.5	VII.6			
Strongly Agree	2	3	3	3	2	5	18	60%	
Agree	3	-	2	-	2	-	7	23.3%	
Disagree	-	1	-	2	1	-	4	13.3%	
Strongly Disagree	-	1	-	-	-	-	1	3.3%	

Table 4.4 shows that the majority of respondents strongly agree (60%) with the stated statement, followed by respondents who agree (23.3%). A minority of respondents disagree (13.3%) and even less strongly disagree (3.3%). In fact, out of the 30 students selected as the subject of this research, there are more students who like learning English than those who do not like it. Therefore, the presented information motivate students to learn English better.

Table 4.5 Student learning priority in reading books about English

Statement	I like reading books about English subjects							Total	Percentage (%)
	VII.1	VII.2	VII.3	VII.4	VII.5	VII.6			
Strongly Agree	2	2	3	3	1	1	12	40%	
Agree	3	-	2	-	3	2	10	33.3%	
Disagree	-	2	-	2	1	1	6	20%	
Strongly Disagree	-	1	-	-	-	1	2	6.7%	

Table 4.5 shows that the majority of respondents definitely agree (40%) with the given statement, followed by respondents who agree (33.3%). A minority of respondents disagree (20%) and strongly disagree (6.7%). In fact, out of the 30 students who were selected as subjects for this study, the number of students who like to read books on English subjects is more than the number of those who do not. The learning materials developed be more motivating by creating an interesting reading program to support students' literacy activities.

Table 4.6 Student learning priority in listening to the teacher explanation

Statement	I like listening to the teacher's explanation using English							Total	Percentage (%)
	VII.1	VII.2	VII.3	VII.4	VII.5	VII.6			
Strongly Agree	2	2	4	3	1	2	14	46.7%	
Agree	2	2	1	2	2	2	11	36.6%	
Disagree	-	-	-	-	2	1	3	10%	
Strongly Disagree	1	1	-	-	-	-	2	6.7%	

Table 4.6 shows that the majority of respondents strongly agree (46.7%) with the stated statement, followed by respondents who agree (36.6%). Some respondents disagree (10%) and less strongly disagree (6.7%). It can be concluded that among the 30 students interviewed, most of the students liked to listen to the teacher explaining English. Therefore, information and other documents are provided to provide students with reading and listening activities.

Table 4.7 Student learning priority in doing English assignment

Statement	I like doing English assignments						Total	Percentage (%)
	VII.1	VII.2	VII.3	VII.4	VII.5	VII.6		
Strongly	2	3	3	3	1	1	13	43.3%

Agree								
Agree	1	-	2	1	4	4	12	40%
Disagree	2	2	-	-	-	-	4	13.3%
Strongly Disagree	-	-	-	1	-	-	1	3.3%

Table 4.7 shows that the majority of respondents strongly agree (43.3%) with the statement, followed by respondents who agree (40%). Some respondents disagree (13.3%) and strongly disagree (3.3%). It can be inferred that the majority of students genuinely enjoy completing their English assignments. Therefore, the materials that accompany these assignments are always presented to improve students' understanding.

Table 4.8 Student learning priority in being given example of materials

Statement	I like being given examples of materials that use English						Total	Percentage (%)
	VII.1	VII.2	VII.3	VII.4	VII.5	VII.6		
Strongly Agree	3	2	4	3	1	3	16	53.3%
Agree	1	-	1	1	2	2	7	23.3%
Disagree	1	2	-	-	2	-	5	16.7%
Strongly Disagree	-	1	-	1	-	-	2	6.7%

Table 4.8 shows that the majority of respondents strongly agree (53.3%) with the statement "I like being given examples of materials that use English", followed by respondents who agree (23.3%). A small proportion of respondents disagree (16.7%) and even strongly disagree (6.7%). So it can be concluded that most students like to be given examples of material that uses English. Therefore, the material is presented again, but with simpler sentences, so that students who do not understand the material can understand it.

Table 4.9 Student learning priority in written assignment

Statement	I like written assignments						Total	Percentage (%)
	VII.1	VII.2	VII.3	VII.4	VII.5	VII.6		
Strongly Agree	3	2	2	2	1	2	12	40%
Agree	1	1	3	2	3	-	10	33.3%
Disagree	1	2	-	1	-	1	5	16.7%
Strongly Disagree	-	-	-	-	1	2	3	10%

Table 4.9 shows that the majority of respondents strongly agree (40%) with the statement that “I like written assignments”, followed by respondents who agree (33.3%). A small proportion of respondents disagree (16.7%) and even strongly disagree (10%). So it can be concluded that most students like to be given writing assignments, there are also students who do not like writing assignments. Therefore, there are more image segments than text segments.

Table 4.10 Student learning priority in oral assignments

Statement	I like oral assignments						Total	Percentage (%)
	VII.1	VII.2	VII.3	VII.4	VII.5	VII.6		
Strongly Agree	2	1	2	1	2	1	9	30%
Agree	1	1	1	1	3	3	10	33.3%
Disagree	2	1	2	1	-	1	7	23.3%
Strongly Disagree	-	2	-	2	-	-	4	13.3%

Table 4.10 shows that the majority of respondents agree (33.3%) with the statement that “I like oral assignments”, followed by respondents who strongly agree (30%). A small proportion of respondents disagree (23.3%) and a small percentage of respondents strongly disagree (13.3%).

From this information, it can be concluded that students like oral activities. Therefore, teaching materials are prepared to provide information with the aim of using materials related to oral activities.

Part 2: Learning Needs

1) Learning Problem

Table 4.11 Student learning problem in understand what the teacher explaining in class

Statement	I do not understand what the teacher is explaining in class						Total	Percentage (%)
	VII.1	VII.2	VII.3	VII.4	VII.5	VII.6		
Strongly Agree	-	-	1	-	-	-	1	3.3%
Agree	-	1	-	-	-	1	2	6.7%
Disagree	4	1	3	2	5	2	17	56.7%
Strongly Disagree	1	3	1	3	-	2	10	33.3%

Table 4.11 shows that the majority of respondents disagree (56.7%) with the statement that “I do not understand what the teacher is explaining in class”, followed by respondents who strongly disagree (33.3%). Only a few respondents agree (6.7%) and even fewer strongly agree (3.3%). Based on this data, it can be deduced that students do not agree with the teacher's explanations in class. To address this, teaching materials should be prepared with a focus on meeting the requirement for enhanced comprehension of the subject matter.

Table 4.12 Student learning problem in understand the explanation in the material

Statement	I do not understand the explanations in the material						Total	Percentage (%)
	VII.1	VII.2	VII.3	VII.4	VII.5	VII.6		
Strongly	-	-	1	-	-	-	1	3.3%

Agree								
Agree	-	-	-	-	-	1	1	3.3%
Disagree	3	2	3	1	2	2	13	43.3%
Strongly Disagree	2	3	1	4	3	2	15	50%

Table 4.12 shows that the majority of respondents strongly disagree (50%), followed by respondents who disagree (43.3%) with this statement. A small part of respondents agree (3.3%) and strongly agree (3.3%). In conclusion, it can be said that almost all respondents understood the explanations contained in the information. Therefore, materials are presented that confirm students' understanding.

Table 4.13 Student learning problem in understand the meaning of the teacher's explanation

Statement	I do not understand the meaning of the teacher's explanation						Total	Percentage (%)
	VII.1	VII.2	VII.3	VII.4	VII.5	VII.6		
Strongly Agree	-	-	1	-	-	-	1	3.3%
Agree	2	-	-	1	-	1	4	13.3%
Disagree	2	1	4	2	3	2	14	46.7%
Strongly Disagree	1	4	-	2	2	2	11	36.7%

Table 4.13 shows that the majority of respondents disagree (46.7%), followed by respondents who strongly disagree (36.7%) with this statement. Few respondents agree (13.3%) and even fewer strongly agree (3.3%). In conclusion, it can be said that the number of respondents who understood the teacher's explanation was greater than those who did not. Therefore, teachers continue to teach with their own methods.

Table 4.14 Student learning problem in understand the meaning of the text in the material

Statement	I do not understand the meaning of the text in the material							Total	Percentage (%)
Class	VII.1	VII.2	VII.3	VII.4	VII.5	VII.6			
Strongly Agree	1	-	1	-	-	-	2	6.7%	
Agree	1	1	-	1	-	1	4	13.3%	
Disagree	2	2	4	2	2	2	14	46.7%	
Strongly Disagree	1	2	-	2	3	2	10	33.3%	

Table 4.14 shows that the majority of respondents disagree (33.3%), followed by respondents who strongly disagree (46.7%) with this statement. A minority of respondents agree (13.3%) and even fewer strongly agree (6.7%). Indeed, among the 30 students chosen for this study, a significant number comprehensively grasp the meaning of the text in the learning material. As a result, the educational materials are consistently designed to ensure that students have a clearer understanding of the text content.

2) Learning Attitude

Table 4.15 Student learning attitude in materials that use picture to learn

Statement	I like materials that use pictures to learn							Total	Percentage (%)
Class	VII.1	VII.2	VII.3	VII.4	VII.5	VII.6			
Strongly Agree	3	2	2	4	4	2	17	56.7%	
Agree	2	1	3	1	1	3	11	36.7%	
Disagree	-	1	-	-	-	-	1	3.3%	
Strongly Disagree	-	1	-	-	-	-	1	3.3%	

Table 4.15 shows that the majority of respondents strongly agree (56.7%), followed by respondents who agree (36.7%). A small number of

respondents disagree (3.3%) and even fewer strongly disagree (3.3%). In fact, among the 30 students selected as the subjects of this study, more students preferred to learn with teaching materials that used pictures than those that did not. Therefore, the teaching materials are also crafted to incorporate visually appealing images that captivate the students' interest.

Table 4.16 Student learning attitude when asking the teacher

Statement	I like to ask the teacher when there is material that I do not understand						Total	Percentage (%)
Class	VII.1	VII.2	VII.3	VII.4	VII.5	VII.6		
Strongly Agree	3	3	2	2	2	1	13	43.3%
Agree	1	2	3	2	2	2	12	40%
Disagree	1	-	-	1	-	1	3	10%
Strongly Disagree	-	-	-	-	1	1	2	6.7%

Table 4.16 shows that the majority of respondents strongly agree with the statement (43.3%) and agree (40%), while respondents who less agree (10%) strongly disagree (6.7%). From the above information, It can be inferred that the majority of students prefer to approach the teacher for clarification when they encounter something they do not understand, so the teacher should pay attention to the explanation and repeat again if there is any pattern that is not clear resources.

Table 4.17 Student learning attitude when asking friends

Statement	I like to ask my friends if there is material that I do not understand						Total	Percentage (%)
Class	VII.1	VII.2	VII.3	VII.4	VII.5	VII.6		
Strongly Agree	3	4	2	3	2	-	14	46.7%
Agree	2	1	1	2	2	2	10	33.3%

Disagree	-	-	2	-	1	2	5	16.7%
Strongly Disagree	-	-	-	-	-	1	1	3.3%

Table 4.17 shows that the majority of respondents strongly agree with this statement (46.7%). Next, there are respondents who agree (33.3%), respondents who disagree (16%), and then respondents who strongly disagree with the statement (3.3%). It can be concluded that most of the respondents like to ask their friends if they do not understand something.

Table 4.18 Student learning attitude in rereading lessons

Statement	I like to reread the lesson material when there is material that I do not understand							Total	Percentage (%)
Class	VII.1	VII.2	VII.3	VII.4	VII.5	VII.6			
Strongly Agree	1	2	3	2	1	1	10	33.3%	
Agree	2	1	2	1	3	1	10	33.3%	
Disagree	2	1	-	1	1	1	6	20%	
Strongly Disagree	-	1	-	1	-	2	4	13.3%	

Table 4.18 shows that respondents strongly agree (33.3%) to the statement that “I like to reread the lesson material when there is material that I do not understand”, and respondents agree (33%), followed by respondents who disagree (20%) and even fewer who strongly disagree (13.3%). From this data, it can be concluded that students like to re-read material that they do not understand, therefore in the learning process the teacher increases guidance and helps answer if there is material that is not clear.

3) Learning Style

Table 4.19 Student learning style of listening to the teacher explanation

Statement	I like listening to the teacher explain						Total	Percentage (%)
	VII.1	VII.2	VII.3	VII.4	VII.5	VII.6		
Strongly Agree	3	2	2	3	1	2	13	43.3%
Agree	2	1	3	2	4	2	14	46.7%
Disagree	-	1	-	-	-	1	2	6.7%
Strongly Disagree	-	1	-	-	-	-	1	3.3%

Table 4.19 shows that the majority of respondents agree (46.7%), even strongly agree (43.3%) to the statement “I like listening to the teacher explain”, followed by respondents who disagree (6.7%) and even fewer strongly disagree (3.3%). This data allows us to conclude that students like teachers' explanations, so teachers provide more explanations when delivering and disseminating educational materials.

Table 4.20 Student learning style when learning while playing

Statement	I like to learn while playing						Total	Percentage (%)
	VII.1	VII.2	VII.3	VII.4	VII.5	VII.6		
Strongly Agree	1	3	1	4	2	3	14	46.7%
Agree	2	1	1	1	-	2	7	23.3%
Disagree	2	1	3	-	1	-	7	23.3%
Strongly Disagree	-	-	-	-	2	-	2	6.7%

Table 4.20 shows that the majority of respondents strongly agree (46.7%), followed by those who agree with some responses and chose to disagree (23.3%), and those who chose to strongly disagree (6.7%). As a

result, there are many participants who love learning through play. Therefore, teachers should offer ice breaking or games during learning.

Table 4.21 Student learning style using teaching aids

Statement	I like learning using teaching aids						Total	Percentage (%)
	VII.1	VII.2	VII.3	VII.4	VII.5	VII.6		
Strongly Agree	-	1	1	1	-	-	3	10%
Agree	-	3	4	3	2	4	16	53.3%
Disagree	5	-	-	1	2	1	9	30%
Strongly Disagree	-	1	-	-	1	-	2	6.7%

Table 4.21 shows that most of the respondents (53.3%) agree with the statement "I like learning using teaching aids", followed by respondents who disagree (30%). A small number of respondents strongly agree (10%), and a small number strongly disagree (6.7%). This means that among the 30 students selected as the subjects of the research, the number of students who like to learn using learning tools is more than the number of students who do not like it. Therefore, guides should be used in learning materials that need to be developed.

Table 4.22 Student learning style doing assignments with group

Statement	I like doing assignments with my group of friends						Total	Percentage (%)
	VII.1	VII.2	VII.3	VII.4	VII.5	VII.6		
Strongly Agree	2	3	2	3	-	2	12	40%
Agree	1	2	1	2	3	1	10	33.3%
Disagree	2	-	1	-	1	-	4	13.3%
Strongly Disagree	-	-	1	-	1	2	4	13.3%

Table 4.22 shows that the majority of respondents strongly agree (40%) with the stated statement, then (33.3%) respondents agree with the statement, followed by respondents who disagree (13.3%) and respondents who strongly disagree (13.3 %). So, from the above information, it can be concluded that most of the respondents are very good at group work.

Table 4.23 Student learning style do assignments in pairs

Statement	I like doing assignments with my peers						Total	Percentage (%)
	VII.1	VII.2	VII.3	VII.4	VII.5	VII.6		
Strongly Agree	1	4	3	4	2	3	17	56.7%
Agree	3	-	1	1	2	1	8	26.6%
Disagree	1	1	1	-	-	-	3	10%
Strongly Disagree	-	-	-	-	1	1	2	6.7%

Table 4.23 shows that most respondents strongly agree (56.7%) with the above statement and (26.6%) respondents agree and respondents disagree (10%), then followed by respondents who strongly disagree (67%). So, from the information above it can be concluded that respondents prefer to do assignments with their friends, so teachers should give more assignments that contribute to their friends.

Table 4.24 Student learning style do their own work

Statement	I like to do my own work						Total	Percentage (%)
	VII.1	VII.2	VII.3	VII.4	VII.5	VII.6		
Strongly Agree	2	1	4	1	1	2	11	36.7%
Agree	2	-	-	3	3	2	10	33.3%
Disagree	1	3	1	1	1	1	8	26.7%
Strongly Disagree	-	1	-	-	-	-	1	3.3%

Table 4.24 shows that most respondents strongly agree (36.7%) with the statement that “I like to do my own work”, followed by (33.3%) respondents who agree. A small proportion of respondents disagree with this statement (26.7%) and a small proportion (3.3%) strongly disagree with this statement. From the data, it can be confirmed that the students enjoy their learning. Therefore, when developing learning materials, a number of tasks that students can do independently included.

Table 4.25 Student learning style use colourful pictures

Statement	I like learning using colourful pictures						Total	Percentage (%)
	VII.1	VII.2	VII.3	VII.4	VII.5	VII.6		
Strongly Agree	3	1	2	4	2	4	16	53.3%
Agree	1	1	3	-	2	-	7	23.3%
Disagree	1	3	-	-	-	-	4	13.3%
Strongly Disagree	-	-	-	1	1	1	3	10%

Table 4.25 shows that the majority of respondents strongly agree (53.3%) with the above statement and (23.3%) respondents agree and respondents disagree (13.3%), followed by respondents who strongly disagree (10%). So from the above information it can be concluded that the respondents prefer to learn with the help of colourful pictures. Therefore, the developed material is more attractive by displaying colourful images related to the material.

The initial aspect of needs discussed pertains to the requirements of seventh-grade students. Maruganantham (2015), suggests that the analysis stage may encompass specific research techniques like needs analysis, goal analysis, and task analysis, along with the outcomes of the needs established by the researcher. As per the findings of Amir & Ahmad (2019), the

identification of language needs is conducted through an assessment of students' learning abilities and priorities. The outcomes of this analysis are instrumental in determining the primary components of each learning objective and in selecting the necessary teaching materials to develop the ATP (*Alur Tujuan Pembelajaran*). More detailed information regarding students' language needs is presented in the table below:

Tabel 4.26 The overall needs inventory from linguistic needs

Linguistic needs	
The learning ability	The learning Priorities
<ul style="list-style-type: none"> - Students can identify tools and ingredients commonly used when cooking using English - Students less able to write the sequence of steps in making something using English - Students less able to identify the structure of a procedure text from a recipe and write an example in English 	<ul style="list-style-type: none"> - Students love learning English - Students like reading subject books - Students like doing assignments - Students like to be given examples in the form of conversation - Students like to be given examples of material using description text - Students like to be given material using colourful pictures

According to the outcomes of the linguistic needs inventory, it is evident that the majority of students have a preference for English lessons encompassing reading, listening, writing, and speaking. Linguistic needs are

further divided into two, namely learning ability and learning priority. From the data presented on learning ability, students can identify the tools and ingredients used when cooking but it is different in writing the sequence or steps and identifying the structure of the procedure text because students are less able in both matters. Furthermore, in the learning priority section, the analyzed data shows a positive response because students like to learn English, like to read textbooks, like to listen to the teacher's explanation of the lesson, like to do assignments, like to be given examples of conversations, like to be given examples of text, and the last is like learning using colorful pictures.

More complete information about student learning needs can be seen in the following table:

Table 4.27 The overall needs inventory from learning needs

Learning needs		
Learning problem	Learning attitude	Learning style
- Based on the results of the questionnaire, there were no problems in the learning process because the average student understood the teacher's explanation and understood the explanation in the	- Students like using pictures as media in the learning process - Students like to ask the teacher if there is material that is not understood - Students like to ask a friend if there is material	- Students like listening to the teacher's explanation in the learning process - Students like to learn while playing - Students like to learn by using teaching aids - Students like doing group work - Students like doing tasks in pairs or with

material.	that is not understood - Students like to reread the lesson material if there is material that is not understood	peers - Students like doing tasks independently
-----------	---	--

In the learning needs section, it is further divided into several parts, namely, learning problems, learning attitude, and learning style according to Kaharuddin's (2015) theory. In the learning problem section, the student needs analysis data reveals positive results indicating that students comprehend the teacher's explanations, grasp the content explanations, understand the meaning of the teacher's instructions, and ultimately comprehend the text's meaning in the material. The second part of learning needs is learning attitude, there are four things that become points in this section and all analysis results show good results because students like material that uses pictures to learn, like to ask the teacher when there is material they do not understand, like to ask friends if there is material that is not understood, and like to re-read the lesson material when there is material that is not understood. Learning style is the last part of the learning needs analysis. The results of learning style are that students like to listen to the teacher explain, like to learn while playing, like to learn using props, like to do assignments with group friends, their classmates, and alone.

From the data obtained by researcher in the research described in the previous explanation, it shows that students actually like learning English and only need to increase their interest. The problem is quite complex in the learning priority section because students have difficulty

writing the sequence or steps of making dishes, and students also have difficulty identifying the structure of procedure text and writing examples. Based on these problems, the researcher developed a module-based learning tool by presenting material with simpler concepts and easy for students to understand. The researcher displayed a simple example of a recipe accompanied by exercises that were in accordance with the material.

Following the results and discussion of the needs analysis and identified issues, the researcher devised learning tools aimed at aiding students in English learning through the implementation of a Mastery Learning model comprising 5 distinct steps or stages. Each step is tailored to accommodate students' requirements, ensuring the efficacy of these learning tools in enhancing student comprehension and fostering a positive classroom environment. This suggested that more focused and targeted teaching strategies are needed to address this particular difficulty, in line with the needs analysis approach recommended by Maruganatham (2015).

2. The Design of ELT Material Based Mastery Learning Model of “A Secret Recipe” Unit

After collecting the data above, researcher began to create a material blueprint, a material framework that explains the components that made in complete materials. The aspects described in the blueprint are:

a. Blueprint Content

Table 4.28 Blueprint content

Need Analysis	ELT Material	Mastery Learning
Learning Ability - Students can identify tools and ingredients	The material is made with a simpler concept by providing	Orientation - Introduce the topic of tools and

<p>commonly used when cooking using English.</p> <ul style="list-style-type: none"> - Students less able to write the sequence of steps in making something using English. - Students less able to identify the structure of a procedure text from a recipe and write an example in English. 	<p>explanations, examples and showing pictures that are commonly found in everyday life. Apart from that, the material developed also displays many form of simple exercises that can increase students' knowledge of the material being studied.</p>	<p>ingredients commonly used when cooking.</p> <ul style="list-style-type: none"> - Introduce how to write the correct steps in making something. - Introduce how to identify the structure of procedure text in the form of a recipe.
<p>Learning Priority</p> <ul style="list-style-type: none"> - Students love learning English. - Students like reading subject books. - Students like doing assignments. - Students like to be given examples of material using description text. - Students like to be given material using 	<p>The material developed is equipped with explanations and general knowledge about the material, specifically in the material in chapter 2 unit 3, namely "A Secret Recipe" unit. The material is also equipped with examples and interesting assignments that can be</p>	<p>Presentation</p> <ul style="list-style-type: none"> - Displays a general explanation of the material accompanied by examples related to the material. - Present the material by showing colourful pictures and text in the form of simple exercise.

<p>colourful pictures.</p>	<p>discussed together. Providing colored pictures is also included to make students more interested in the material and not make learning monotonous,</p>	
<p>Learning Problem</p> <ul style="list-style-type: none"> - Based on the results of the questionnaire, there were no problems in the learning process because the average student understood the teacher's explanation and understood the explanation in the material. 	<p>Present the material in the form of exercise to improve students' understanding of the material. The exercises given are advanced material on procedure text, namely the kinds of verbs commonly used in procedure text presented with coloured pictures.</p>	<p>Structured training</p> <ul style="list-style-type: none"> - Present structured exercise on procedure text material. After doing the structured exercise, the teacher and students have a discussion about the material and exercises that have been done.
<p>Learning Attitude</p> <ul style="list-style-type: none"> - Students like using pictures as media in the learning process. - Students like to ask the teacher if there is 	<p>Many exercise are given to improve students' understanding and mastery of the material. The exercise created still use coloured pictures</p>	<p>Guided Practice</p> <ul style="list-style-type: none"> - Guided practice is given with the concept of matching the picture with the

<p>material that is not understood.</p> <ul style="list-style-type: none"> - Students like to ask a friend if there is material that is not understood. - Students like to reread the lesson material if there is material that is not understood. 	<p>with correct statements and actions. In addition, group assignments are also given so that students can work together and discuss well with their group friends, and if there is material that students do not understand, they can ask the teacher or other friends.</p>	<p>correct statement and action.</p> <ul style="list-style-type: none"> - Group work is given so that students can discuss with their friends about the material.
<p>Learning Style</p> <ul style="list-style-type: none"> - Students like listening to the teacher's explanation in the learning process. - Students like to learn while playing. - Students like to learn by using teaching aids. - Students like doing group work. - Students like doing 	<p>The teacher explains the summary of the material. Self-practice is given by summarising the whole material that has been learned in the form of a picture that must be labelled according to the correct image. Another independent exercise is also given by instructing students to sequence a recipe and write down</p>	<p>Self-practice</p> <ul style="list-style-type: none"> - Display individual task and exercises that summarise all the material previously learnt.

tasks in pairs or with peers.	the correct steps of the recipe which is only presented with a picture.	
- Students like doing tasks independently.		

b. Results and Discussions of Product Design through Mastery Learning Model

After designing the blueprint, the material framework was established utilizing the Mastery Learning model. The delineation of the materials for each phase of the Mastery Learning model serves as a learning strategy employed to craft the material structure for Phase D learning outcomes. Supported by Kurt (2017,) states that the design phase should be carried out according to a fixed plan, according to certain rules, and the design is a fixed material plan.

1) Orientation (First Meeting)

In this part, called the orientation process, the teacher has opportunities to present the abilities and interests that need to be achieved in daily life. The teacher also provides an overview of the sample materials and activities to be carried out. The students are required to attentively listen to the teacher's explanations and ensure they are prepared to comprehend the lesson content before the class commences.

2) Presentation (First Meeting)

This part is called presentation because the teacher introduces an overview of the material to be taught through giving examples related to everyday life and providing triggering questions related to the material. The teacher displays pictures of kitchen utensils and cooking ingredients which then also become a form of structured exercise for students because the

pictures displayed are pictures that must be completed. Before students answer the exercise, the teacher first explains how to do it so that students understand the instructions given.

3) Structured Training (First Meeting)

This section is called structured training because the material concepts are displayed directly in the form of structured exercises to improve students' understanding of the material taught. The teacher displays advanced material about procedure texts, namely about verbs commonly used in procedure texts. The exercise on page 71 instructs students to match the word at the bottom of the column with the picture displayed.

4) Guided Practice (First Meeting)

This part is called Guided Practice. In this section, the teacher provides guided practice by instructing students to do the exercises with their friends and then discussing the exercises given. The form of the exercise given is in the form of a task to match the picture with the correct statement and the correct action. Before instructing students to work on the exercise, the teacher first explains the completion mechanism so that students are not confused.

5) Self Practice (First Meeting)

This section is called Self Practice. In this section to determine the level of student understanding, the teacher provides independent practice by summarizing the entire material that has been taught previously in the form of visuals/images which must then be labeled according to the correct image.

6) Presentation (Second Meeting)

In this second presentation stage, the teacher provides an explanation of the procedure text, starting from the definition, purpose and

structure of the text as an initial understanding of the core material in this unit. In addition, the teacher instructs students to record important parts related to the material on this second meeting. In addition, the teacher displays an example of a simple recipe text equipped with a procedure text structure so that students better understand the parts of the recipe and can arrange it according to the text structure consisting of aims/goals, materials, and steps. Giving this example is also a reference for students so that later they can complete the task properly and correctly.

7) Structured Training (Second Meeting)

This part is called structured training and the teacher immediately provides structured exercises by giving 1 procedure text that is no longer equipped with a structure. On the next page, there is a table that will be completed by students where the table is adjusted to the procedure text on the previous page.

8) Guided Practice (Second Meeting)

Providing guided exercises, the teacher divides students into several groups and later works on exercises with their respective members. There are two types of exercises given but they are still connected to each other. On page 79, students must select and sort out the ingredients and tools used in making fruit salad by putting a check mark on the picture that has been selected. Furthermore, on page 80, students are asked to complete the recipe for making fruit salad starting from the title (aims/goals), tools, ingredients, and steps.

9) Self Practice (Second Meeting)

As the last step in learning, the teacher gives independent assignments to students to ascertain the extent of their understanding of the

material. In this independent exercise, students are instructed to sequence a recipe that is only shown through pictures of the steps of the recipe. After sequencing, students must then write down the correct steps of the recipe in sentence form. This exercise aims to improve and test the extent of students' ability and understanding of the material provided.

At the design stage, what is produced is a blue print, which is a material framework that explains the components that are made into the material as a whole. This is based on the opinion of Amir & Ahmad (2023) that states "In design phase, the researcher designed the blue print of the material which consist of the indicators, material sequence and learning activities".

3. The Development of ELT Material Based Mastery Learning Model of "A Secret Recipe" Unit

a. Conceptual Map

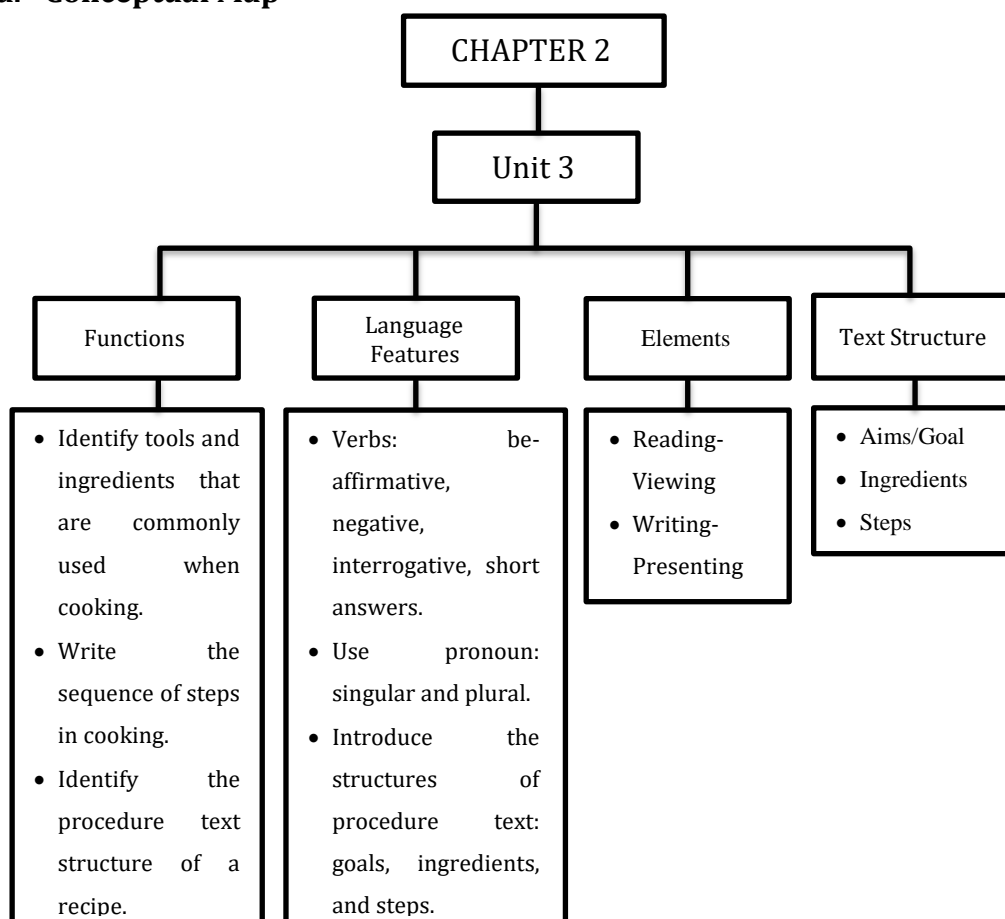


Figure 4.1 Conceptual Map

The design of the conceptual framework for English proficiency based on the ATP (Alur Tujuan Pembelajaran) facilitates the execution of all English competency procedures. The conceptual map comprises crucial elements that form the basis of the ATP (Alur Tujuan Pembelajaran) content. The ATP (Alur Tujuan Pembelajaran) should encompass three primary pedagogical approaches to deliver customized learning experiences tailored to students' needs, namely:

1) Providing Language Skills

Throughout this process, the researcher equips students with an integrated English lesson encompassing language content or components, text structure, social function, and designated topics as study materials and worksheets. Moreover, a sequence of activities is devised to furnish students with the essential knowledge and skills needed to successfully navigate the lesson.

2) Providing Opportunities to Use Integrated Skills

At this stage, the researcher integrates the requirements of the study according to the needs of students. Therefore, both activities and interactive activities can be offered to the students. Functional activities give them the opportunity to use combined skills such as observation, sentence formation, and creating a text.

3) Reviewing Learning Outcomes

This approach aims to evaluate students' English proficiency by introducing topics in each unit. During this phase, students are provided with the chance to showcase their language abilities in particular areas based on the provided material.

b. Stating the Objective

This material created to assist students in grasping the topics related to social function, text structure, and language elements. Additionally, they should feel confident in using English proficiently following their study of the English teaching materials.

c. Material Sequence

The material developed by researcher involves combining social functions, text structure, and language elements into English reading and writing skills. According to Branch (2009), the development stage aims to create and verify the product in question by compiling ELT material using the Mastery Learning model. Researcher apply this model in learning tasks for each skill. In reading, the researcher improved students' reading and listening skills by conducting questions and answers among students, listening to students' oral reports on learning outcomes in class, and using readings consisting of vocabulary and comprehension to help students understand and answer questions related to the material. For writing, word organizing is used to improve students' writing skills by arranging certain words into accurate sentences.

d. The Organization of The Materials**1) Cover**

The cover is the first page that consists of chapter titles, material titles, animated images, school names, and class names. First, "Chapter 2" is the chapter guide of the developed material, Second, the module title "Culinary and Me" is included in accordance with the developed unit as a material guide and complementary material in the learning process. Third, animated images are given in accordance with the material developed, this is

certainly the main reference for students to know what material they will learn. Fourth, “Unit 3 and A Secret Recipe” shows the sequence of units as well as the unit name of the developed chapter. This part inform students that they are moving into a new section with different subject. Fifth, the name of the school and the name of the class, these two things are one of the things that must be on the cover because it is a clue or marker that the module is specifically made for what level and what grade. Sixth, the base color of the book is light blue. The choice of blue as the main color on the front cover is based on the recognition that blue is synonymous with the junior high school level in Indonesia.

2) Learning Outcomes Page

This page includes the learning outcomes, and a detailed explanation of the learning achievements follows. The incorporation of learning outcomes offers a transparent overview of the anticipated learning achievements for students. By highlighting these learning outcomes, both students and teachers can develop a shared understanding of the learning objectives and the expected student accomplishments upon completing the module. This framework aligns with the *merdeka* curriculum, the highlighted learning achievements provide a summary of what students will gain post the learning journey, encompassing skills and the primary focus that students are expected to attain. In this learning outcomes, there are several elements of phase D which include listening-speaking, reading-viewing, and writing-presenting.

3) Main Part of the Book

The core section of this module comprises various subsections, including establishing orientation, delivering presentation, structured

training, guided practice, and self-practice additionally, there are sections for learning journal page and the word list page.

e. English Module Before and After Development

In this section, the researcher showcases the visual representation of the English module both pre and post-development. The main aim is to highlight the differences between the module and a traditional textbook, with particular attention on the progression of chapter 2, unit 3.





Figure 4.2 Before development cover **Figure 4.3** After development cover

There are differences between the current module and the developed module, especially on the unit cover page as shown in figure 4.2 and figure 4.3. The developed module features a picture of a woman in the centre with several pictures of food, someone cooking, and kitchen tools. In addition, the module cover is also equipped with some supporting information such as chapter name, unit name, elements and class description.



Figure 4.4 After development learning outcomes

One important component in the book is learning achievement, language features and elements. Learning achievement in figure 4.4 provides a detailed description of the anticipated learning outcomes for students. By integrating these learning accomplishments, language features, and elements, both students and teachers can establish a shared comprehension of the learning objectives and the anticipated student achievements upon completing the module. The researcher considered students' interest and motivation in the learning process when incorporating these components into the book. The incorporation of these learning achievements is guided by the analysis results that indicate students' agreement to be included in the module.



Figure 4.5 Before development in Section 1- Say What You Know

Figure 4.6 After development in Presentation 1 Stage

Figure 4.5 and figure 4.6 are examples of the application of mastery learning models in learning that are included in the module design that has been developed. After the material is developed, there are steps of mastery learning model such as presentation. The presentation stage acts as the primary reference point to comprehend the context and significance of the learning material. Learners will receive an overview of the topic to be studied and understand how it connects to everyday life or a broader context by incorporating some thought-provoking questions.



Figure 4.7 Before development
in Section 2- Language Focus



Figure 4.8 After development in
Structured Training 2 Stage

Various sections of the textbook were reviewed as examples both before and after the development process. In figure 4.7 before the development, the use of images is not to much, while in figure 4.8 after the development, researcher used many colourful images that were adjuted to the material and also based on the result of the analysis of students needs. Student activities were expanded through various formats, including images.

displayed is adjusted based on the page and new words that students may have just encountered.

The result of the development stage is a module that has been developing using the Mastery Learning model. Before developing the module, researcher first designed a conceptual map based on *Alur Tujuan Pembelajaran* (ATP). The conceptual map based on ATP. The conceptual map contains important elements that should contain three main pedagogical methods, namely providing language skills, and reviewing learning outcomes. This phase is in line with Yaumi (2023) and Amir & Ahmad (2019).

4. The Evaluation Results and Discussion of ELT Material Based Mastery Learning Model of “A Secret Recipe” Unit

Before applying the developed teaching materials in the classroom, it is crucial for the materials to undergo review by experts. This evaluation is carried out to ensure that the teaching materials have been well-crafted and are ready for utilization in accordance with the experts' evaluations. The feedback from the experts is gathered from:

a. Experts' suggestions on the developed ATP (*Alur Tujuan Pembelajaran*)

Following the material development, the researcher presented the freshly designed ATP (*Alur Tujuan Pembelajaran*) to consultants and validators who provided valuable feedback for improving the ATP (*Alur Tujuan Pembelajaran*). Moreover, the researcher conducted a self-assessment that prompted adjustments to several elements of the ATP.

Table 4.29 Validators' suggestions for the developed ATP

No	Reviewers	Suggestions
1	Consultant	Pay attention to grammatical errors
2.	Expert 1	<ul style="list-style-type: none"> • <i>Capaian Pembelajaran</i> (CP) elements

		adjust to the Ministry of Education and Culture's decision. <ul style="list-style-type: none"> • Learning Objectives drafting remembers skill competencies.
3.	Expert 2	No need for revision

b. Experts' suggestions on the developed textbooks

After creating the materials, the researcher submitted the newly developed teaching modules to consultants and validators, who offered invaluable feedback for further enhancing the textbook. Furthermore, the researcher conducted a self-assessment that led to adjustments in various components of the textbook.

Table 4.30 Validators' suggestions on the developed textbook

No	Reviewers	Suggestions
1.	Consultant	Pay attention to grammatical errors and the layout template is homogenized by all team members.
2.	Expert 1	<ul style="list-style-type: none"> • The cover layout is uniformed with the team. • Do not forget to include <i>Capaian Pembelajaran</i> (CP) elements and learning objectives. • Discussion of basic competencies should be at the beginning of the lesson.
3.	Expert 2	No need for revision

c. General Content Experts Validation

Table 4.31 ATP Design Result

Component/Indicator	Score from validator 1	Score from validator 2	Mean Score	Result
Identity ATP contains school name, subject name, class/phase.	3	3	3	Valid

Learning Outcomes Contains complete learning outcomes in accordance with BSKAP Head Decree No.008/KR/2022 (brief subject rationale, subject objectives, subject characteristics and learning outcomes in one phase).	3	4	3.5	Valid
Learning Objectives Learning objectives contain attitude, knowledge, and skill competencies and contain content in accordance with learning outcomes.	3	4	3.5	Valid
Time Allocation Contains time allocation with an amount equal to the number of intracurricular hours per year.	4	4	4	Very Valid
Learning Materials Contains essential learning materials in accordance with the learning outcomes.	4	4	4	Very Valid
Other a. Contains learning methods/models b. Assessment/assessment that can assess attitudes, knowledge, and skills c. Learning resources d. Glossary (optional)	4	4	4	Very Valid
Total Score: 91.67				
Criteria: Very Good				

After the quoted validation of the observation sheet has been given to the expert. The observation sheet consisting of several items such as

identity, learning outcomes, learning objectives, time allocation, and learning materials has received good scores. After all items were assessed and the results were good, the learning materials were then declared valid as reflected in the experts' suggestions: ATP (*Alur Tujuan Pembelajaran*) has been designed very well.

Table 4.32 Module Design Result

Statement	Score from Validator 1	Score from Validator 2	Mean Score	Result
1. Cover design				
1.1 The cover is attractive to the learner	4	4	4	Very Valid
2. Layout				
2.1 The layout is clear to students	4	4	4	Very Valid
2.2 The layout is attractive to the learner	4	4	4	Very Valid
3. Instructional objectives				
3.1 The instructional objectives are clear	4	4	4	Very Valid
3.2 The instructional objectives are understandable	4	4	4	Very Valid
3.3 The instructional objectives are ordered appropriately	4	4	4	Very Valid
3.4 The instructional objectives reflect the topic	4	4	4	Very Valid
4. Organization of the materials				

4.1 The materials are attractively organized	4	4	4	Very Valid
4.2 The organization of the material within the unit forms is appropriate	4	4	4	Very Valid
4.3 The material is organized into logically sequenced tasks	4	4	4	Very Valid
4.4 Themes and topics are relevant to the learning material in each basic competency	4	3	3.5	Valid
4.5 Arranged sequentially by topic or theme in accordance with the indicators	3	3	3	Valid
4.6 Materials cover a variety of topics and situations according to indicators	3	4	3.5	Valid
4.7 The material already represents the indicators	4	4	4	Very Valid
4.8 Materials are organized into logically sequenced tasks following a blueprint	4	4	4	Very Valid
4.9 The material conforms to the structure of the inquiry learning model	4	4	4	Very Valid
4.10 Materials consist of subject matter	4	3	3.5	Valid
4.11 The materials are based on the mastery learning model and can increase student motivation	4	4	4	Very Valid
5. Systematic English Content				
5.1 Integrated skills are appropriate to the level and needs of students	4	4	4	Very Valid
5.2 There are three subject matters (social function, text	4	4	4	Very Valid

structure, and linguistic elements) in each basic competency				
5.3 The structure of the material follows the inquiry learning model	4	4	4	Very Valid
6. Activities/Exercises/Tasks				
6.1 Activities, exercises and tasks are interesting	4	3	3.5	Valid
6.2 Activities, exercises and tasks are aimed at developing students' understanding	4	4	4	Very Valid
6.3 They provide real-world language use in everyday life	4	4	4	Very Valid
6.4 The situation of activities, exercises and tasks in each subject is appropriate to the level and needs of learners	4	4	4	Very Valid
6.5 Activities, exercises and tasks provide varied learning settings such as pairing and working in groups	4	4	4	Very Valid
6.6 Activities, exercises and tasks focus on learner understanding for each indicator	4	4	4	Very Valid
6.7 Instructions for activities, exercises and tasks are simple and clear	4	4	4	Very Valid
6.8 Activities, exercises and tasks allow for teacher initiative to modify activities	3	3	3	Valid
6.9 Activities, exercises and tasks, instructions are clear and structured	4	4	4	Very Valid
Total 3.86 = Very Valid				

The validation outcomes, as documented in the observation sheet, have been shared with the expert. According to Allen (2006), framework, the evaluation process initiates with the analysis phase and continues throughout the learning program's lifecycle, culminating in the validation results as the ultimate outcome during the evaluation phase to determine the validity level of the developed product. Mastery Learning module based on the ELT material of "A Secret Recipe" unit was validated by 2 experts. The result of the validation analysis was 3.86%. As supported by Trianto (2009), this very valid category assessment already contains the right material in the developed teaching materials. The observation sheet, which includes various items such as cover design, layout, learning objectives, material organization, systematic content, and activities/exercises, has received high score.

The validation results of the material coverage in the mastery learning module on the English language teaching material of "A Secret Recipe" unit, it has met the *merdeka* curriculum standards. In other words, that the mastery learning model can support students in mastering concepts, constructing their knowledge, and being able to increase the completeness of individual students so that students can master and understand the learning objectives completely. So, this mastery learning module can be used as teaching material in English learning. The validation of the learning module was conducted by experts, consisting of two lecturers. Therefore, the results of this validation can be accounted for.

The findings that support researchers in conducting development research. First, the findings of April et al. (2023) on the Development of Mastery Learning Modules in Al-Qur'an and Hadith Subjects in Class XI MAN 2 Solok. While researcher are more focused on Developing ELT Material

Based Mastery Learning Model of "A Secret Recipe" Unit for The Seventh Grade Students at MTsN Gowa. Second, the findings of Wahyuni & Sulhadi (2020) on the Development of Learning Devices for Motion Materials Based on Mastery Learning for Students of SMAN 14 Semarang. This research focuses on developing Mastery Learning-based learning tools while researcher are more focused on developing ELT materials based on Mastery Learning models.

Based on some of these findings, it can be concluded that the results of the validation of the developed module have met the valid criteria with a presentation of 3.86% where the English language materials produced in this study have been tested for quality and are considered suitable for use in the educational process, in line with the findings of April et al. (2023) stating that the modules developed met very valid criteria with a percentage of 86% which can be used and implemented in learning media. Furthermore, the findings of Wahyuni & Sulhadi (2020) showed that the results of validation of the feasibility of Mastery Learning-based LKS by experts were 86.5% with a very good category.

d. The Strength of the Material

Some of the advantages of the English learning materials that have been designed lie in the learning model used, namely the mastery learning model. The mastery learning model can make it easier for teachers to carry out the learning process systematically, besides that this learning model also focuses on the level of student understanding of the material being taught. The design of the material presented in the module that has been developed is made more interesting and varied so that students are more interested and the learning presented is not monotonous and makes students easily bored.

The developed module is equipped with various visual images related to the material and commonly encountered in everyday life. The use of visual image media allows students to imagine and can easily understand and remember the material studied. In addition, the Mastery Learning model is the first learning model used in English and there has been no research using Mastery Learning before. For this reason, it is recommended for future researcher to carry out the implementation stage to test the developed product and to complete the stages of the ADDIE model because the implementation stage was not carried out by researcher due to limited time and funds.

e. The Weaknesses of The Material

After the English learning materials were designed, there were some shortcomings after the validation process by the validators. The first shortcoming of the developed module is the cover design that is not uniform with other R&D team members. Validators gave notes for the cover to be improved and the layout was uniformed for all R&D team members. Researchers made improvements related to the cover of the module that had been developed by homogenizing what content was displayed on the cover.

The second shortcoming of the developed module is that there are no learning achievement elements and learning objectives in the learning achievement section, the next sheet after the cover. After the validation of the shortcomings of the developed module, the researcher added learning achievement, language features, and elements in accordance with the material developed by the researcher, namely the material "A Secret Recipe" unit in chapter 2. Furthermore, the addition of learning objectives and sparking questions is located in the orientation section 1 on page 68 to complete the shortcomings mentioned by the validator.

The last deficiency is in the discussion of basic competencies about procedure text material included by the researcher. The validator suggested that the basic competency discussion should be placed at the beginning of the lesson. The improvement made by the researcher for the last module deficiency is that the researcher places the discussion of basic competencies regarding definition, social function, structure, and examples of procedure text at the beginning of the module as an introduction to the material before entering further discussion related to the material studied. Efforts made by researchers to reduce the weaknesses of the modules that have been developed and validated by validators are by re-improving and adjusting what is suggested by validators into the modules developed.

CHAPTER V

CLOSING

A. Conclusions

The research systematics allow for the following conclusions to be drawn based on the formulated research questions.

1. Students Need Analysis

The initial phase of the preliminary research, data on students' needs was gathered through interviews. The results of the preliminary research highlighted a substantial requirement for English language teaching materials. Additionally, the preliminary research assessed the specific needs of students, considering their requirements, areas of improvement, and preferences. Following the preliminary investigation, information on students' learning needs was also collected, encompassing their preferences for learning materials, learning preferences, and types of activities.

2. Design of ELT Materials

The researcher created an ATP (*Alur Tujuan Pembelajaran*) design at the design stage. The ATP design includes learning objectives, elements, materials, time allocation, pancasila student profile, learning activities, and need analysis. At this stage, the researcher integrated Mastery Learning into the curriculum and included exercises in the assignments. The choice to implement the Mastery Learning model was determined after considering the importance of the subject and ensuring the overall balance of the module. Each section of the ATP (*Alur Tujuan Pembelajaran*) design was identified by the researcher before compiling the components into the module.

3. Development of Materials

Following the blueprint design, the researcher proceed to develop ELT materials utilizing the Mastery Learning model in the development phase. Mastery learning encompasses stages from orientation, presentation, structured training, guided practice, to the self-practice phase. The decision to use Mastery Learning model was based on its potential to aid students in mastering the material effectively. The researcher carefully assessed the materials used throughout the development process, involving selection, elimination, and opting for the most suitable options. Furthermore, decisions were made concerning the aesthetic aspects of the module, including color schemes, design elements, font styles, and other intricate details.

4. Evaluation and Validation

The outcomes of the data analysis are presented to the supervisor for evaluation during the analysis stage before progressing to the subsequent phase. In the design phase, the ATP (*Alur Tujuan Pembelajaran*) and Module design results were validated by the validator, attaining a high level of validity with a score of 91.67 for the ATP (*Alur Tujuan Pembelajaran*) and 3.86 for the developed module after implementing some enhancements. Finally, after going through a systematic process of development and revision, the English Module using the Mastery Learning model reached the level of feasibility approved by the validators.

B. Implications

The study's findings present several recommendations. Firstly, it is recommended to conduct further research to investigate how the introduction of modules based on the Mastery Learning model can influence student engagement in the learning process, considering that the Mastery

Learning model is the initial learning model utilized in English language learning. Secondly, it is advised to explore additional research that aligns with evolving technology to keep students up-to-date and facilitate the implementation of this module not only in one school but across all junior high schools.

BIBLIOGRAPHIES

- Ahmadi, A. (n.d.). Prastya, Joko T.(2005). *Strategi Belajar Mengajar. Bandung: CV Pustaka Setia.*
- Allen, W. C. (2006). Overview and evolution of the ADDIE training system. *Advances in Developing Human Resources, 8(4)*, 430–441.
- Amali, K., Kurniawati, Y., & Zulhiddah, Z. (2019). Pengembangan Lembar Kerja Peserta Didik Berbasis Sains Teknologi Masyarakat pada Mata Pelajaran IPA di Sekolah Dasar. *Journal of Natural Science and Integration, 2(2)*, 191–202.
- Amir, A., & Ahmad, D. (n.d.). *Developing Inquiry Learning Model-Based Elt Materials For The Seventh Grade Of. 20*, 106–120.
- Arikunto, S. (2000). *Prosedur Penelitian Suatu Pendekatan Praktek*, Jakarta: PT Rineka Cipta, 1998. *Suharsimi. Manajemen Penelitian. Jakarta: PT Rineka Cipta.*
- Arsyad, A., Yaumi, M., Asik, N., Nur, M., & Rasyid, A. (2019). *The Development Of Indonesian Language Teaching Materials Based On Knowledge Integration In Islamic Higher Education.* 165–176. <https://doi.org/10.26858/retorika.v12i2.9099>
- Aulia. (2021). Penerapan Model Pembelajaran Mastery Learning Dalam Meningkatkan Hasil Belajar Ipa Pada Peserta Didik Kelas Ix.3 Smp Negeri 32 Palembang. *Jurnal Edukasi: Kajian Ilmu Pendidikan, 7(2)*, 60–72. <https://doi.org/10.51836/je.v7i2.250>
- Bandalos, D. L. (2018). *Measurement theory and applications for the social sciences.* Guilford Publications.
- Belawati, T. (2003). *Pengembangan Bahan Ajar. Jakarta. Pusat Penerbitan UT.*
- Bergmann, J. (2022). *The Mastery Learning Handbook: A Competency-based Approach to Student Achievement.* ASCD.
- Borg, W. R., & Gall, M. D. (1984). Educational research: An introduction. *British Journal of Educational Studies, 32(3)*.
- Branch, R. M. (2009). *Instructional design: The ADDIE approach (Vol. 722).* Springer.
- Branch, R. M., & Stefaniak, J. E. (2019). Instructional design theory. *Open and Distance Education Theory Revisited: Implications for the Digital Era*, 85–

94.

Council, N. R. (n.d.). NRC.(2012). A framework for K-12 science education: practices, crosscutting concepts, and core ideas. *The National Academies Press, 10*, 13165.

Dey, I. (2003). *Qualitative data analysis: A user friendly guide for social scientists*. Routledge.

Gall, M. D., Borg, W. R., & Gall, J. P. (1996). *Educational research: An introduction*. Longman Publishing.

Hamdani, S. B. M. (2011). Bandung: Cv. *Pustaka Setia*.

Harwood, N. (2010). *English language teaching materials: Theory and practice*. Cambridge University Press.

Haryati, S. (2012). Research and Development (R&D) sebagai salah satu model penelitian dalam bidang pendidikan. *Majalah Ilmiah Dinamika, 37*(1), 15.

Ibrahim, R., & Syaodih, N. (2003). Perencanaan pengajaran. *Jakarta: Rineka Cipta*.

Ironsmith, M., & Eppler, M. A. (2007). Mastery learning benefits low-aptitude students. *Teaching of Psychology, 34*(1), 28–31.

Januszewski, A., & Molenda, M. (2008). *Technology: A definition with commentary*. New York: Lawrence Erlbaum Associates.

Joyce, B. R., Weil, M., & Calhoun, E. (1986). *Models of teaching* (Vol. 499). Prentice-Hall Englewood Cliffs, NJ.

Kurt, S. (2017). Definitions of the Addie Model. *Educational Technology*.

Laily, R. (2021). Penerapan Model Pembelajaran Mastery Learning Pada Peserta Didik Kelas Xii Ips.I Sma Negeri 10 Batanghari Dalam Meningkatkan Hasil Belajar Bahasa Inggris. *Wahana Didaktika, 19*(2), 190.

Lorincz, K., & Gordon, R. (2012). Difficulties in learning prepositions and possible solutions. *Linguistic Portfolios, 1*(1), 14.

Low, G. (1989). Appropriate design: the internal organisation of course units. *The Second Language Curriculum, 136–154*.

Mayfield, M. (2011). Creating training and development programs: using the

- ADDIE method. *Development and Learning in Organizations: An International Journal*, 25(3), 19–22.
- Miles, M. B., & Huberman, A. M. (2014). *Qualitative Data Analysis: A Methods Source Book*, Edition. 3 Sage Publications. *Tousand Oaks, Carlifornia*, 6.
- Muruganantham, G. (2015). Developing of E-content package by using ADDIE model. *International Journal of Applied Research*, 1(3), 52–54.
- Nazona. (2022). Implementasi Mastery Learning (Belajar Tuntas) untuk Mencapai Standar Kompetensi Siswa dalam Pembelajaran PAI di SMAN 1 Pekanbaru. *Jurnal Pendidikan Tambusai*, 6(1), 3862–3870. <https://www.jptam.org/index.php/jptam/article/view/3463%0Ahttps://www.jptam.org/index.php/jptam/article/download/3463/2953>
- Núñez Pardo, A., & Téllez Téllez, M. F. (2009). ELT materials: The key to fostering effective teaching and learning settings. *Profile Issues in TeachersProfessional Development*, 11(2), 171–186.
- Sidiq, R. (2020). Pengembangan e-modul interaktif berbasis android pada mata kuliah strategi belajar mengajar. *Jurnal Pendidikan Sejarah*, 9(1), 1–14.
- Silberman, M. L., & Biech, E. (2015). *Active training: A handbook of techniques, designs, case examples, and tips*. John Wiley & Sons.
- Sturgis, C., Patrick, S., & Pittenger, L. (2011). It's Not a Matter of Time: Highlights from the 2011 Competency-Based Summit. *International Association for K-12 Online Learning*.
- Sudjana, N. (1989). *Pembinaan dan pengembangan kurikulum di sekolah. (No Title)*.
- Sugiyono, D. (2013). *Metode penelitian pendidikan pendekatan kuantitatif, kualitatif dan R&D*.
- Sukmadinata, N. S. (2006). *Metode penelitian pendidikan*.
- Supriatna, D., & Mulyadi, M. (2009). *Konsep dasar desain pembelajaran. Online Http://Docs. Google. Com/Gview*.
- Surjadi, A. (1989). *Membuat siswa aktif belajar:(65 cara belajar dalam kelompok)*. Mandar Maju.
- Thiagarajan, S. (1974). *Instructional development for training teachers of exceptional children: A sourcebook*.

- Trianto, M. P. (2009). Mendesain model pembelajaran inovatif-progresif. *Jakarta: Kencana.*
- Ulandari, A., Fitriani, W., & Zaini, H. (2023). *Edukatif: Jurnal Ilmu Pendidikan Pengembangan Modul Mastery Learning dalam Mata Pelajaran Al- Qur ' an Hadits.* 5(1), 286–293
- Ulfatin, N. (2022). *Metode penelitian kualitatif di bidang pendidikan: Teori dan Aplikasinya.* Media Nusa Creative (MNC Publishing).
- Wahyuni, S., & Sulhadi, S. (2020). Pengembangan Perangkat Pembelajaran Materi Gerak Berbasis Mastery Learning Untuk Siswa SMA. *UPEJ: Unnes Physics Education Journal*, 9(1), 60–72.
- Wakka, A. (2020). Petunjuk Al-Qur'an Tentang Belajar Dan Pembelajaran (Pembahasan Materi, Metode, Media dan Teknologi Pembelajaran). *Education and Learning Journal*, 1(1), 82–92.
- Warsono, H., & Hariyanto, M. S. (2013). Pembelajaran aktif dan assesmen. *Bandung, Indonesia: PT Remaja Rosdakarya (Indones).*
- Wena, M. (2009). Strategi pembelajaran inovatif kontemporer. *Jakarta: Bumi Aksara, 2.*
- Yaumi, M. (2023). *Developing Elt Materials For Management Students.* 3(1).
- Yassi, A. H., & Kaharuddin, A. (2015). Syllabus Design for English Language Teaching. TrustMedia Publishing.

APPENDICES

APPENDIX 1 QUESTIONAIRES FOR STUDENTS

Petunjuk Pengisian

Kuesioner ini diberikan untuk pengambilan data penelitian skripsi mahasiswa jurusan Pendidikan Bahasa Inggris UIN Alauddin Makassar dan bertujuan untuk mengetahui kebutuhan materi Bahasa Inggris siswa kelas VII di MTsN Gowa tahun akademik 2024-2025. Oleh karena itu, jawablah pertanyaan di bawah ini dengan memberikan tanda centang (√) pada kolom “Tidak Setuju”, “Kurang Setuju”, “Setuju” atau “Sangat Setuju” sesuai keadaan yang kalian hadapi saat belajar Bahasa Inggris di ruang kelas. Saya harap Anda menjawab setiap pertanyaan di bawah ini dengan jujur dan benar-benar sesuai fakta yang kalian alami demi membantu menyukkseskan penelitian ini. Harap anda mengisi instrument ini DENGAN JUJUR berdasarkan apa yang Anda rasakan dengan cara memberI tanda CENTANG (√) pada pilihan yang sesuai.

A. Identitas Siswa

Nama :

Nis :

Kelas :

B. Questionnaire

Part I: Linguistics Needs

No	Statement	Answer			
		Tidak Setuju	Kurang Setuju	Setuju	Sangat Setuju
Learning Ability					
1	Saya bisa mengidentifikasi alat dan bahan yang biasa saya gunakan ketika				

	memasak menggunakan bahasa Inggris				
2	Saya bisa menuliskan urutan langkah-langkah dalam membuat sesuatu menggunakan bahasa Inggris				
3	Saya bisa mengidentifikasi struktur teks prosedur dari sebuah resep serta menuliskan contohnya dalam bahasa Inggris				
Learning Priority					
4	Saya suka belajar bahasa Inggris				
5	Saya suka membaca buku tentang mata pelajaran bahasa Inggris				
6	Saya suka mendengarkan penjelasan guru tentang pelajaran bahasa Inggris				
7	Saya suka mengerjakan tugas bahasa Inggris				
8	Saya suka diberikan contoh percakapan yang menggunakan bahasa Inggris				
9	Saya suka diberikan contoh teks deskripsi				
10	Saya suka belajar menggunakan gambar yang berwarna-warni				

Part II: Learning Needs

No	Statement	Answer			
		Tidak Setuju	Kurang Setuju	Setuju	Sangat Setuju
Learning Problem					
1	Saya tidak mengerti penjelasan yang dijelaskan				

	ibu guru di kelas				
2	Saya tidak mengerti penjelasan yang ada di dalam materi				
3	Saya tidak mengerti makna dari penjelasan ibu guru				
4	Saya tidak mengerti makna teks yang ada di materi				
Learning Attitude					
5	Saya suka materi yang menggunakan gambar untuk belajar				
6	Saya suka bertanya kepada guru ketika ada materi yang tidak saya pahami				
7	Saya suka bertanya kepada teman jika ada materi yang tidak dipahami				
8	Saya suka membaca kembali materi pelajaran ketika ada materi yang tidak dipahami				
Learning Style					
9	Saya suka mendengarkan guru menjelaskan				
10	Saya suka belajar sambil bermain				
11	Saya suka belajar menggunakan alat peraga				
12	Saya suka mengerjakan tugas bersama teman-teman kelompok				
13	Saya suka mengerjakan tugas bersama teman sebangku				
14	Saya suka mengerjakan tugas sendiri				

Source: Adapted from Kaharuddin (2015)

APPENDIX II QUESTIONNAIRE DATA PROCESSING RESULTS

No.	Statement	Answer																								Total			
		VII 1				VII 2				VII 3				VII 4				VII 5				VII 6				VII			
		SA	A	D	SD	SA	A	D	SD	SA	A	D	SD	SA	A	D	SD	SA	A	D	SD	SA	A	D	SD	SA	A	D	SD
Learning Ability																													
1.	I can identify the tools and ingredients that I usually use when cooking using English	1	3	0	1	0	2	1	2	2	2	1	0	2	1	1	1	1	2	2	0	1	1	3	0	7	11	8	4
2.	I can write down the sequence of steps in making something	0	3	1	1	1	1	2	1	2	1	2	0	3	0	1	1	1	0	3	1	1	3	1	0	8	8	10	4
3.	I can identify the procedural text structure of a recipe and write examples in	0	4	0	1	0	1	3	1	1	1	3	0	1	1	1	2	0	1	3	1	0	1	2	2	2	9	12	7

11.	I do not understand the explanations given by the teacher			4	1		1	1	3	1		3	1			2	3			5			1	2	2	1	2	17	10
12.	I do not understand the explanation within the material			3	2			2	3	1		3	1			1	4			2	3		1	2	2	1	1	13	15
13.	I do not understand the meaning of the teacher's explanation		2	2	1			1	4	1		4			1	2	2			3	2		1	2	2	1	4	14	11
14.	I do not understand the meaning of the text within the material	1	1	2	1		1	2	2	1		4			1	2	2			2	3		1	2	2	2	4	14	10

Learning Attitude

15.	I like material that use pictures for learning	3	2			2	1	1	1	2	3			4	1			4	1			2	3			17	11	1	1	
16.	I enjoy asking the teacher	3	1	1		3	2			2	3			2	2	1		2	2		1	1	2	1	1	1	13	12	3	2

	when there's material I do not understand																													
17.	I enjoy asking my friends if there's material I do not understand	3	2			4	1			2	1	2			3	2			2	2	1			2	2	1	14	10	5	1
18.	I like rereading lesson materials when there's something I do not understand	1	2	2		2	1	1	1	3	2			2	1	1	1	1	3	1		1	1	1	2	10	10	6	4	
Learning Style																														
19.	I enjoy listening to the teacher's explanations	3	2			2	1	1	1	2	3			3	2			1	4			2	2	1			13	14	2	1
20.	I like learning while playing	1	2	2		3	1	1		1	1	3		4	1			2		1	2	3	2				14	7	7	2
21.	I enjoy learning using visual aids			5		1	3		1	1	4			1	3	1		2	2	1			4	1			3	16	9	2

22.	I like doing assignments with classmates in groups	2	1	2		3	2			2	1	1	1	3	2				3	1	1	2	1		2	12	10	4	4
23.	I like doing assignments with friends who sit nearby	1	3	1		4		1		3	1	1		4	1			2	2		1	3	1		1	17	8	3	2
24.	I like doing assignments on my own	2	2	1		1		3	1	4		1		1	3	1		1	3	1		2	2	1		11	10	8	1
25.	I enjoy learning using colorful images	3	1	1		1	1	3		2	3			4			1	2	2		1	4			1	16	7	4	3

APPENDIX III ATP (ALUR TUJUAN PEMBELAJARAN)**Learning Pathway**

School : MTs. Negeri Gowa
Subject : Bahasa Inggris
Class/Phase : VII/D
Academic Year : 2023/2024

A. English Language Learning Outcomes for Junior High School Grade VII (Phase D)

By the end of phase D, learners are expected to be able to use written and visual texts in English to interact and communicate in more diverse contexts and in formal and informal situations from procedure texts as the main reference in learning English in this phase precisely in Chapter 2 Unit 3. In this book, the text that is the focus is the procedure text. In addition, learners are encouraged to use English to discuss and express wishes/feelings. Learners are also able to better understand written texts and inference skills emerge when understanding implied information. They are able to create structured written and visual texts in English with a wider range of vocabulary by understanding the purpose and audience for their creation.

Rationale:

These learning pathways and objectives map the English learning pathway in phase D which is derived from the learning outcomes that have been set. It contains six language skills: listening-speaking, reading-viewing, and writing-presenting. Each of these language skills has certain achievements which all lead to the ultimate goal of being able to interact and communicate in English. Then, this phase is divided into three grade levels, namely 7, 8, and 9. Each level has a different depth and breadth of material context. The flow and learning objectives are based on the Revised Edition of Bloom's Taxonomy, with a genre-based approach. This approach is in line

with the purpose of language learning in general, which is to communicate. The process does not merely emphasize grammatical issues. It also provides real opportunities for students to understand how language is constructed and how it is used in various social contexts.

B. Phase D Learning Outcomes Elements

Elemen	Deskripsi
Listening-Speaking	By the end of Phase D, students use English to interact and exchange ideas, experiences, interests, opinions and views with teachers, peers and others in an increasing variety of familiar formal and informal contexts. With some repetition and rewording, they comprehend the main ideas and relevant details of discussions or presentations on a variety of general interest topics. They engage in discussion such as giving opinions, making comparisons and stating preferences. They explain and clarify their answers using basic sentence structure and verb tenses.
Reading-Viewing	By the end of Phase D, students independently read and respond to familiar and unfamiliar texts containing predictable structures and familiar vocabulary. They locate and evaluate main ideas and specific information in texts of different genres. These texts may be in the form of print or digital texts, including visual, multimodal or interactive texts. They identify the purpose of texts and begin to make inference to comprehend implicit information in the text.
Writing-Presenting	By the end of Phase D, students communicate their ideas and experience through simple, organized paragraphs, demonstrating a developing use of specific vocabulary and simple sentence structures. Using models, they plan, create and present informative, imaginative and persuasive texts in simple and compound sentences to structure arguments and to explain or justify a position. They include basic information and detail, and also vary their sentence construction in their writing. Students express ideas in the present, future, and past tenses. They use time markers, adverbs of frequency and common conjunctions to link ideas. Their attempts to spell new words are based on known English letter-sound relationships and they use punctuation and capitalization with consistency.

ATP (Alur Tujuan Pembelajaran)

Learning Objectives	Elements	Material	Time Allocation	Pancasila Students Profile	Learning Activity (Mastery Learning Model)	Need Analysis
<ul style="list-style-type: none"> • Students are able to identify tools and ingredients that are commonly used when cooking. • Students are able to write the sequence of steps in cooking. • Students are able to identify the procedure text structure of a recipe. 	<ul style="list-style-type: none"> • Reading-Viewing • Writing-Presenting 	Culinary and Me <ul style="list-style-type: none"> • Unit 3 (A Secret Recipe) 	6 JP	<ul style="list-style-type: none"> • Faith, devotion to God Almighty, and noble character • Global diversity • Mutual cooperation • Self-sufficient • Critical reasoning • Creative 	<p><i>Orientasi</i></p> <ol style="list-style-type: none"> 1. The teacher conveys the competencies to be achieved and the benefits in daily life. 2. The teacher conveys the outline of the scope of the material and activities to be carried out; and conveys the scope and 	In the Mastery Learning model the initial phase in the orientation section contains the framework for the training content to be determined. In this phase, the teacher explains the learning objectives, the tasks to be performed, and develops learner responsibility.

					<p>assessment techniques that will be used</p> <p>3. The teacher reflects on the previous material that has been taught.</p>	
					<p>Presentation</p> <p>1. The teacher explains new concepts or skills with examples.</p>	<p>Based on the results of the learners' needs analysis, it is found that dominant of them like to listen to the teacher's explanation about English lessons and this is related to the presentation phase of Mastery Learning where the teacher explains new</p>

						concepts or skills using examples.
					2. The teacher uses visual teaching materials in the form of pictures to train students' new concepts and skills.	In addition, the results of the learners' needs analysis also found that most of them like materials that use pictures to learn.
					3. The teacher explains the learning material with simpler concepts and relates it to everyday life.	Furthermore, learners also predominantly like to listen to the teacher's explanation of the lesson. In addition to making students understand more about the material being studied, they can also

						ask directly if there are things they do not understand.
					4. The teacher provides some notes for learners so that they can re-read if there is material that they do not understand. In addition, learners can also improve their writing skills and increase their understanding of vocabulary.	Providing some important notes about the material being studied also allows students to read or re-learn the material they do not understand, which can improve their understanding of the subject matter. In addition, this is also in accordance with the results of the analysis of the needs of students who stated that most of them like to re-read

						the lesson material when there is material that is not understood.
					<p>Structured Training</p> <p>1. The teacher gives example exercises to learners in the form of important steps in completing the task.</p>	Giving examples of exercises to learners must be given because based on the results of the needs analysis, learners are less able to sequence the steps in making dishes where this exercise is adjusted to the material that becomes the main topic, namely the A Secret Recipe unit in chapter 2.
					2. The teacher opens a	Conducting direct discussions with

					<p>discussion forum in class by asking learners some questions related to the material to test the extent of their understanding.</p>	<p>learners makes it easier to find out the understanding they have and also makes the classroom atmosphere lively and not monotonous. Based on the results of the needs analysis, it also shows that students prefer to ask the teacher and their friends when there is material that they do not understand, this is also in accordance with one of the phases of Mastery Learning which allows the teacher to</p>
--	--	--	--	--	---	--

						provide several questions to students related to the material being taught and learned.
					3. The teacher gives feedback on learners' responses and motivates them to understand more about the material they are learning and be able to answer the questions correctly.	In the third phase of Mastery Learning, one of the focuses is how the teacher's feedback on learners' responses after answering questions from the teacher. Good feedback is also one of the factors that can increase learners' confidence and make them enthusiastic in learning. As in the results of the learner

						needs analysis, the explanation given by the teacher greatly impacts the learning outcomes of learners in the classroom.
					<p>Guided Practice</p> <p>1. The teacher gives tasks to students to do but still explains how to solve them first. The concept of the assignment given by the teacher combines games in it so that students are more interested</p>	Giving assignments is one of the things that must be centered on the Mastery Learning phase because the purpose of Mastery Learning is for students to fully understand the material provided by the teacher, giving this assignment can certainly increase the understanding of students because it

					<p>and learning is also more fun and interesting.</p>	<p>contains exercises about the material learned especially when integrating games on the assignment. Based on the results of the needs analysis, it also shows that most students like to do assignments either in groups, independently or even in pairs with their classmates.</p>
					<p>2. The teacher supervises and reviews learners' performance and provides</p>	<p>The teacher's task in this phase is only to supervise students and then provide feedback on the students' work.</p>

					<p>feedback on the results of learners' performance.</p>	
					<p><i>Self-practice</i> 1. The teacher provides exercises and independent assignments to learners which aim to solidify or strengthen the material learned.</p>	<p>To test the level of understanding of learners, the right choice is to provide independent assignments that are done in class/at home. Based on the results of the needs analysis, most learners like to do English assignments on their own, and the results of the needs analysis are in accordance with the Mastery Learning</p>

						phase which is also independent practice at the core of this learning model.
					2. The teacher assesses the learners' work after completing the task completely and if there are still mistakes, the teacher provides feedback in the form of tasks in order to improve the learners' fluency in solving problems.	Assessment is conducted to measure the level of knowledge and understanding that learners have after going through a series of lessons.

APPENDIX IV SMP/MTs ENGLISH TEACHING MODULE

A SECRET RECIPE UNIT

A. General Information

Model Code	English D.VII
Compiler/Year	Fitri Aulia Ramadhani/2024
Class/Achievement Phase	VII/Phase D
Elements/Topics	Reading – Viewing Writing – Presenting
Time Allocation	3 x 2 Meetings (6 x 40 Minutes)
Pancasila Student Profile	<ul style="list-style-type: none"> • Faith, devotion to God Almighty, and noble character. • Global diversity • Mutual cooperation • Self-sufficient • Critical reasoning • Creative
Infrastructure	Laptop/smartphone, LCD, Projector, Whiteboard, Textbook
Student Targets	Regular/typical: general, no difficulty in digesting and understanding the teaching material and can master the material before moving on to new material
Learning Model	Mastery Learning
Learning Mode	Face-to-face

B. Core Components

1. Learning Objectives

- Learners are able to identify tools and ingredients that are commonly used when cooking.
- Learners are able to write the sequence of steps in cooking.
- Learners are able to identify the procedure text structure of a recipe.

2. Sparking Questions

- Do you know the tools and ingredients used in cooking?
- Do you know how the food is made?

3. Learning Preparation

- Teachers conduct diagnostic assessment in the form of asking direct questions before learning.
- Teachers prepare teaching materials in the form of PPT material to be taught.

4. Learning Materials

Chapter 2 Culinary and Me

Unit 3 Secret Recipe

1. Identifying tools and ingredients
2. Making a sequence of cooking step

5. Learning Activities

Initial Activity

- The teacher prepares all equipment that will be used in the learning process.
- The teacher opens the learning with greetings and prayers, pays attention to the readiness of the learners, checks the attendance, neatness of clothes, position, and seat of the learners.
- The teacher motivates the learners to remain enthusiastic in the learning process.

First Meeting

Core Activities

- The teacher explains the overview of the activities that will be done in this material and how the activities will look like.
- The teacher asks the learners triggering questions such as “Do you know the tools and ingredients used for cooking.”
- The teacher explains an overview of the material related to identifying tools and ingredients.
- The teacher displays pictures of kitchen tools and ingredients which will then be completed by the learners according to the pictures and names.
- The teacher allows the learners to write down the results of the exercises they have done so that they can study them again.

- The teacher displays the advanced material on procedure text on page 73, then the learners have to match the words in the bottom column with the pictures displayed.
- The teacher instructs the learners to do an exercise in the form of a task to match the picture with the correct statement and the correct action with their friends and then discuss the exercise given.
- The teacher supervises learners' performance and instructs all learners to contribute in their respective groups to complete the task.
- The teacher gives feedback on the students' group work and allows students to discuss among groups to express their respective opinions then the teacher straightens out what needs to be corrected or added from the students' group work.
- The teacher provides independent practice by summarizing the entire material that has been taught previously in the form of a picture which must then be labeled according to the correct image.

Second Meeting

Core Activities

- Before moving on to the new material, the teacher first reflects on the material previously taught.
- The teacher provides an explanation of procedure text, starting from the definition, purpose and structure of the text as an initial understanding of the core material in this unit.
- The teacher instructs the students to note down the important parts related to the material according to what has been explained.
- The teacher displays an example of a simple recipe text equipped with a procedure text structure consisting of aims/goals, materials, and steps.
- Next, the teacher provides an exercise by giving 1 procedure text that is no longer equipped with the structure. On the next page, there is a table that will be completed by the students where the table is adjusted to the procedure text on the previous page.
- The teacher divides the students into groups to do the exercise on page 80 which is to select and sort out the ingredients and tools used when

making fruit salad. In this exercise, the teacher gives about 5 minutes to each group to put a check mark on the picture that has been selected, then the groups that have finished mentioning their answers one by one and will get points according to the number of correct answers.

- On page 81, students are asked to complete a recipe for making fruit salad starting from the title (aims/goals), tools, ingredients, and steps. After completing the text, the teacher invites group representatives to present their work and provide feedback or rewards to students so that students are more enthusiastic about learning.
- The teacher gives independent assignments to students, namely to sort a recipe that is only shown through pictures of the steps of the recipe. After sequencing, students must then write down the correct steps of the recipe in sentence form.

Closing Activity

- Ask and answer questions about the material that has been learned to find out the results achieved in the learning process.
- The teacher makes a conclusion or summary of the material presented in one lesson.
- The teacher invites all students to end the lesson and pray.

6. Assessment Plan

Students work on structured assignments, namely on exercises on pages 71, 72, 73, 74, 75, 77, 78, 79, 80, and 81 in the English for Nusantara book from the development of the R&D team.

7. Enrichment and Remedial

Enrichment

- Enrichment is an activity given to students to deepen subject matter related to learning tasks so as to achieve an optimal level of development and mastery of the material.
- Based on the results of the assessment analysis, students who have reached learning completeness are given enrichment learning activities for the expansion or deepening of the material.

Remedial

- Remedial is given to learners who have not completed the learning objectives.
- Teachers provide motivation to students who have not completed.
- Teachers will provide assignments for students who have not reached the stage of completeness in the form of relearning, individual guidance, or group study, as well as the use of peer tutors for students who have not reached learning completeness according to the results of the assessment analysis.

8. Teacher Reflection

- Was the learning activity successful?
- What percentage of learners achieved the objectives?
- What did you find successful?
- What difficulties did the teacher and learners experience?
- What steps need to be taken to improve the learning process?
- Did all learners follow the lesson well?

9. Student Reflection

- Which part of the lesson did you find most difficult?
- What will you do to improve your learning?
- Who will you ask for help to understand this lesson?
- If you were asked to give 1 to 5 stars, how many stars would you give to your efforts?
- Which part of this lesson did you find enjoyable?

APPENDIX V ATP VALIDATION CHECKLIST

INSTRUMEN VALIDASI

ALUR TUJUAN PEMBELAJARAN (ATP)

Nama Peneliti : Fitri Aulia Ramadhani
 Nama Sekolah : MTsN Gowa
 Nama Guru : Jumiati, S.Pd.
 Mata Pelajaran : Bahasa Inggris
 Tahun Ajaran : 2023/2024

No.	Komponen/Indikator	Skor			
		1	2	3	4
1	Identitas ATP memuat nama sekolah, nama mata pelajaran, kelas/fase.			✓	
2	Capaian Pembelajaran Memuat capaian pembelajaran secara lengkap sesuai dengan Keputusan Kepala BSKAP No.008/KR/2022 (rasional mata pelajaran secara singkat, tujuan mata pelajaran, karakteristik mata pelajaran dan capaian pembelajaran dalam satu fase).			✓	
3	Tujuan Pembelajaran Tujuan pembelajaran memuat kompetensi sikap, pengetahuan, dan keterampilan dan memuat konten sesuai dengan capaian pembelajaran.			✓	
4	Alokasi Waktu Memuat alokasi waktu dengan jumlah sama dengan jumlah jam intrakurikuler pertahun.				✓
5	Materi Pembelajaran Memuat materi pembelajaran yang esensial sesuai dengan capaian pembelajaran.				✓
6	Lain - Lain a. Memuat metode/model pembelajaran b. Penilaian/asesmen yang dapat menilai sikap, pengetahuan, dan keterampilan c. Sumber belajar d. Glosarium (opsional)				✓
Jumlah skor Nilai = (Total skor/24) x 100					
Kriteria					

Saran:

Elemen CE disesuaikan dengan publikasi Kemendikbud Penyusunan TP ingnt kompetensi Keterampilan


Diadaptasi dari Riswakhayuningsih (2022)

Keterangan:

- 1 : Kurang
- 2 : Cukup
- 3 : Baik
- 4 : Amat Baik

Samata,
Validator I

2024



Dr. Siti Nurpahmi, S.Pd., M.Pd.

INSTRUMEN VALIDASI
ALUR TUJUAN PEMBELAJARAN (ATP)

Nama Peneliti : Fitri Aulia Ramadhani
 Nama Sekolah : MTsN Gowa
 Nama Guru : Jumiati, S.Pd.
 Mata Pelajaran : Bahasa Inggris
 Tahun Ajaran : 2023/2024

No.	Komponen/Indikator	Skor			
		1	2	3	4
1	Identitas ATP memuat nama sekolah, nama mata pelajaran, kelas/fase.			✓	
2	Capaian Pembelajaran Memuat capaian pembelajaran secara lengkap sesuai dengan Keputusan Kepala BSKAP No.008/KR/2022 (rasional mata pelajaran secara singkat, tujuan mata pelajaran, karakteristik mata pelajaran dan capaian pembelajaran dalam satu fase).				✓
3	Tujuan Pembelajaran Tujuan pembelajaran memuat kompetensi sikap, pengetahuan, dan keterampilan dan memuat konten sesuai dengan capaian pembelajaran.				✓
4	Alokasi Waktu Memuat alokasi waktu dengan jumlah sama dengan jumlah jam intrakurikuler pertahun.				✓
5	Materi Pembelajaran Memuat materi pembelajaran yang esensial sesuai dengan capaian pembelajaran.				✓
6	Lain - Lain a. Memuat metode/model pembelajaran b. Penilaian/asesmen yang dapat menilai sikap, pengetahuan, dan keterampilan c. Sumber belajar d. Glosarium (opsional)				✓
Jumlah skor Nilai = (Total skor/24) x 100					
Kriteria					

Saran:

-

Diadaptasi dari Riswakhyuningsih (2022)

Keterangan:

- 1 : Kurang
- 2 : Cukup
- 3 : Baik
- 4 : Amat Baik

Samata, 2024
Validator II



Subhan Rahmat, S.Pd., M.Pd.

APPENDIX VI MODULE VALIDATION CHECKLIST

Validation Checklist for the Module

Name : Fitri Aulia Ramadhani

Id Number : 20400120067

Statement	Score			
	1	2	3	4
1. Cover design				
1.1 The cover is attractive to the learners				✓
2. Layout				
2.1 The layout is clear for learners				✓
2.1 The layout is attractive to the learners				✓
3. Instructional objectives				
3.1 The instructional objectives are clear				✓
3.2 The instructional objectives are understandable				✓
3.3 The instructional objectives ordered appropriately				✓
3.4 The instructional objectives reflect to the topic				✓
4. Organization of material				
4.1 The materials are organized attractively				✓
4.2 The organization of material in the form of units is appropriate				✓
4.3 The materials are organized in logically ordered tasks				✓
4.4 The themes and topics are relevant to the learning material in each basic competency.				✓
4.5 They are arranged in a logical sequence on the basis of topic or theme following the indicators			✓	
4.6 The material cover a variety of topics and situation following the indicators			✓	

Merge

4.7	The material have already represented the indicators				✓
4.8	The materials are organized in logically ordered tasks following the blueprint				✓
4.9	The material are appropriate with the structure of mastery learning model				✓
4.10	The material consist of the subject matters				✓
4.11	The material compiled based on the mastery learning model and can increase the students' motivation				✓
5.	Systematic Content of English				
5.1	The integrated skills are appropriate to the student level and needs.				✓
5.2	There are three subject matters (social function, structure text, and linguistics element) in each basic competency.				✓
5.3	The structure of arranging the materials following the mastery learning model				✓
6.	Activities/ Exercises/ Tasks				
6.1	The activities, exercises and tasks are interesting.				✓
6.2	The activities, exercises and task are aimed in developing student comprehension.				✓
6.3	They provide for a real world use of language in daily lives.				✓
6.4	The situations of the activities, exercises and tasks in each subject matter are appropriate to the learner's level and need.				✓
6.5	The activities, exercises and tasks provide for varying learning arrangement like pairs and working in group.				✓
6.6	The activities, exercises and tasks focus on student's comprehension for each indicator.				✓
6.7	The instruction for the activities, exercises and tasks are simple and clear.				✓

6.8	The activities, exercises and tasks allow for the teacher's initiative to modify the activities.			✓	.
6.9	The activities, exercises and tasks instructions are clear and structured				✓
Total:					=

Suggestion:

Layout sampul disesuaikan dengan tinjauan lupa cantumkan elemen CP dan learning objectives. Pembahasan basic competency kelengkapan dan pembayaran.

Source: adapted from Kaharuddin (2015)

Scoring scale:

1 = Not valid

2 = Less valid

3 = Valid

4 = Very valid

Samata,

2024

Validator I

Dr. Siti Nurpahmi, S.Pd., M.Pd.

Validation Checklist for the Module

Name : Fitri Aulia Ramadhani

Id Number : 20400120067

Statement	Score			
	1	2	3	4
1. Cover design				
1.1 The cover is attractive to the learners				✓
2. Layout				
2.1 The layout is clear for learners				✓
2.1 The layout is attractive to the learners				✓
3. Instructional objectives				
3.1 The instructional objectives are clear				✓
3.2 The instructional objectives are understandable				✓
3.3 The instructional objectives ordered appropriately				✓
3.4 The instructional objectives reflect to the topic				✓
4. Organization of material				
4.1 The materials are organized attractively				✓
4.2 The organization of material in the form of units is appropriate				✓
4.3 The materials are organized in logically ordered tasks				✓
4.4 The themes and topics are relevant to the learning material in each basic competency.			✓	
4.5 They are arranged in a logical sequence on the basis of topic or theme following the indicators			✓	
4.6 The material cover a variety of topics and situation following the indicators				✓

4.7	The material have already represented the indicators				✓
4.8	The materials are organized in logically ordered tasks following the blueprint				✓
4.9	The material are appropriate with the structure of mastery learning model				✓
4.10	The material consist of the subject matters			✓	
4.11	The material compiled based on the mastery learning model and can increase the students' motivation				✓
5. Systematic Content of English					
5.1	The integrated skills are appropriate to the student level and needs.				✓
5.2	There are three subject matters (social function, structure text, and linguistics element) in each basic competency.				✓
5.3	The structure of arranging the materials following the mastery learning model				✓
6. Activities/ Exercises/ Tasks					
6.1	The activities, exercises and tasks are interesting.			✓	
6.2	The activities, exercises and task are aimed in developing student comprehension.				✓
6.3	They provide for a real world use of language in daily lives.				✓
6.4	The situations of the activities, exercises and tasks in each subject matter are appropriate to the learner's level and need.				✓
6.5	The activities, exercises and tasks provide for varying learning arrangement like pairs and working in group.				✓
6.6	The activities, exercises and tasks focus on student's comprehension for each indicator.				✓
6.7	The instruction for the activities, exercises and tasks are simple and clear.				✓

6.8	The activities, exercises and tasks allow for the teacher's initiative to modify the activities.			✓	
6.9	The activities, exercises and tasks instructions are clear and structured				✓
Total:				=	

Suggestion:

-

Source: adapted from Kaharuddin (2015)

Scoring scale:

- 1 = Not valid
- 2 = Less valid
- 3 = Valid
- 4 = Very valid

Samata, 2024

Validator II




Subhan Rahmat, S.Pd., M.Pd.

APPENDIX VII BOOK “A SECRET RECIPE” UNIT

Unit 3. A Secret Recipe

Section 1 – Say What You Know



Picture 2.7 Cooking

- Do you help your parents in the kitchen?
- Name three cooking utensils you can find in the kitchen.
- Name three cooking ingredients you can find in the kitchen.

Section 2 – Language Focus

- Look at the **Picture 2.7** again. Label the picture with the correct number based on the list of utensil names in **Table 2.2**. See the **Wordbox**.

1. ladle	4. wok	7. stove	10. knife
2. spoon	5. saucepan	8. pan	11. napkin
3. fork	6. spatula	9. tongs	12. chopstick

Chapter 2 - Culinary and Me 83

- Work with a friend and discuss the following questions

- What do you do with the utensils in the kitchen?
 I use the ladle to _____
 I use the spoon to _____
 I use a napkin to _____
- What do you do with the ingredients in the kitchen?
 I _____ the vegetable into small pieces.
 I _____ the stove to start cooking.
 I _____ the oil into the pan.

Worksheet 2.18

- Now, match the action verbs on the left column and the suitable description on the right column. See the **Wordbox**.

1. heat	a. the carrot and the potato
2. cut	b. the vegetable into small pieces
3. stir	c. the oil in the pan
4. mix	d. the water into the pan
5. turn on	e. the salt into the fried rice for seasoning
6. pour	f. the rice and the egg in the pan
7. put in	g. the stove
8. peel	h. the butter and flour mixture well

Worksheet 2.19

84 English for Nusantara untuk SMP/MTs Kelas VII

Section 3 – Reading 

a. Learn the words in the box. Then, label **Worksheet 2.20** with the correct words from the box.

utensils ingredients cooking steps



Worksheet 2.20

b. Work with a friend and answer the following questions.

1. What are the contents of the Instant Bubur pack?

2. How many steps are there to make the Instant Bubur?

3. What utensils do you need to make the Instant Bubur pack?

Worksheet 2.21

c. Discuss with your friend to write the cooking steps.

- Step 1: _____
- Step 2: _____
- Step 3: _____
- Step 4: _____
- Step 5: _____

Worksheet 2.22

b. Number the order of the cooking steps based on the text.



Worksheet 2.23

c. Let's learn the structure of Procedural text.

Procedural texts can be used to describe activities that include several steps to achieve the goal, such as cooking, making origami, and ordering online food. In the text, we have learned the steps of making fried rice. The table shows the structure of a procedural text.

Table 2.3

Structure	Description
The goal of the activity	Say what you are trying to do or make
Materials	List ingredients or tools
Steps	List steps of the activity. In a procedural text, the order of the steps is indicated using conjunctions such as first, second, then, next, and finally.

Section 4 - Reading

a. Read the text. See the Wordbox.

Galang wants to try to cook dinner tonight. He prepares the cooking utensils. His mom writes a fried rice recipe for him. He looks up the recipe before he cooks.

Recipe for Traditional Fried Rice

Cooking utensils:

1. a wok
2. a spatula
3. a knife
4. a chopping board

Ingredients:

1. Cooked rice
2. Cooking oil
3. Eggs
4. Garlic
5. A pinch of salt

Steps:

1. Beat the egg.
2. Crush the garlic and cut it into smaller pieces.
3. Heat some cooking oil in the pan.
4. Put the eggs into the pan.
5. Stir the egg and scramble it.
6. Put in the garlic.
7. When the garlic smells nice, put the cooked rice into the pan.
8. Put a pinch of salt for seasoning.
9. Mix the rice and the salt evenly.

Now, the special fried rice is ready to eat.

Section 5 – Language Focus

Giving instructions.

Function:

Giving a command or instruction is to tell us to do something

Form:

The form of an English imperative sentence uses the **base verb** with **no subject**. It may end with a **full-stop/period (.)** or an **exclamation mark/point (!)**. Imperative sentences can be in **positive** or **negative** form, and can refer to **present** or **future** time. Look at these examples:

Positive imperative	Negative imperative
Heat the oil in the pan. Cut the garlic into small pieces.	Don't forget to put in some salt. Don't put chili in the fried rice.

Write an instruction for the following situations. See the **Wordbox**.

- Situation:**
Monita's mom wants her to help by taking some eggs from the fridge.
Answer: Take some eggs from the fridge.
- Situation:**
Monita and her mom are in the kitchen. She wants Monita to peel and cut the carrot to make vegetable soup.
Answer:


- Situation:**
Ibu Posma asks Sinta to buy cooking oil.
Answer:

d. Observe the structure of a procedure text.

Table 2.4

Structure	Text
The goal of the activity (Say what you are trying to do or make)	Cooking fried rice.
Materials (List ingredients or tools)	<p>Cooking utensils:</p> <ol style="list-style-type: none"> a wok a spatula a knife a chopping board <p>Ingredients:</p> <ol style="list-style-type: none"> cooked rice cooking oil Eggs Garlic A pinch of salt
Steps (List steps of the activity)	<p>Steps:</p> <ol style="list-style-type: none"> beat the egg. Crush the garlic and cut it into smaller pieces. Heat some cooking oil in the pan. Put the eggs into the pan. Stir the egg and scramble it. Put in the garlic. When the garlic smells nice, put the cooked rice into the pan. Put a pinch of salt for seasoning. Mix the rice and the salt evenly.
Comment	Now, the special fried rice is ready to eat.

4. Situation:
Ibu Posma asks Galang to prepare some plates for dinner.
Answer:

5. Situation:
Sinta asks Ara to wash her hands. 
Answer:

Worksheet 2.24

Section 6 - Writing

a. Put the following process into the correct order.

 MIXING BOWL - WATER	 FLOUR - SUGAR	 PEEL - BANANA
 BANANA FRITTERS	 ROLL - DOUGH	 PAN - HOT OIL

Worksheet 2.25

b. Write the process of making banana fritters. You can use **first**, **second**, **then**, **next**, and **finally** to indicate the order.

Structure	Text
The goal of the activity (Say what you are trying to do or make)
Materials (List ingredients or tools)	Cooking utensils:
	Ingredients:
Steps (List steps of the activity)
Comment

Worksheet 2.26

Section 7 – Your Turn: Writing

- a. You are going to write a recipe for making sweet potato fritters. Put a tick on the picture of the ingredients and tools that you need.



Worksheet 2.27

- b. Underline the suitable action words/verbs that you need to write your procedural steps. See the **Wordbox**.



Worksheet 2.28

- c. Now, complete the recipe for making sweet potato fritters

Sweet potato fritters recipe

Cooking utensils: _____


Ingredients: _____

Cooking steps: _____

Worksheet 2.29

Enrichment: Writing

a. Planning and brainstorming.

- 
1. Think about the vegetables that you want to cook and other ingredients that you may need.
 2. Think about the utensils that you need.
 3. Think about the steps of making it.

Worksheet 2.30

b. Outlining and drafting.

The goal of the activity (The type of cooking you want to make)	
Materials (A list of ingredients and utensils that you need)	
Steps (The steps of making it)	
Comment	

Worksheet 2.31

c. Writing and editing.

Now, write your procedural text here.



Worksheet 2.32

Learning Reflection

Name _____ Chapter _____ Date _____

How well did I do in Chapter 2?

A Rate yourself by drawing an emoji next to each statement

	Not So Well	OK	Very Well
I can describe people's favorite meal.			
I can ask and give information about people's favorite meal.			
I can use the correct article before a word.			
I can write a description text.			
I can describe how foods are cooked.			
I can use imperative sentences.			
I can write a procedure text.			

B I learned these new words:

C I liked the Neighbourhood Walk

I liked the guessing game

D I share with my friends. I tell them my family's favorite food and drinks.

My Parent's signature

Wordbox

Unit 1 - Section 1.a

fried rice = nasi goreng
 chips = keripik
 fried fish = ikan goreng
 sweet tea = teh manis

Unit 1 - Section 1.b

main meal = makanan utama
 breakfast = sarapan
 lunch = makan siang
 dinner = makan malam

Unit 1 - Section 1.a

banana fritters = pisang goreng
 hurry = buru-buru
 chew = kunyah

"What are you having, Monita?" = "Apa yang kamu punya, Monita?"
 "I woke up late" = "Aku bangun terlambat."
 "I hurried to school so that I didn't have time for having breakfast at home" = "Aku buru-buru ke sekolah jadi aku tidak punya waktu untuk sarapan."
 "Chew your food slowly" = "Kunyah makananmu perlahan-lahan."

Unit 1 - Section 2.a

promotion = promosi
 delicious = enak

"I have cooked special food for our lunch" = "Saya sudah memasak makanan spesial untuk makan siang kita."
 "What are we celebrating?" = "Apa yang kita rayakan?"

APPENDIX VIII DEVELOPED MODULE



CHAPTER 2 CULINARY AND ME

Unit 3 A Secret Recipe

Learning Outcomes

Students are expected to be able to use written and visual texts in English to interact and communicate in more diverse contexts and in formal and informal situations from procedure texts as the main reference in learning English in this phase precisely in Chapter 2 Unit 3. In this book, the text that is the focus is the procedure text. In addition, students are encouraged to use English to discuss and express wishes/feelings. Students are also able to better understand written texts and inference skills emerge when understanding implied information. They are able to create structured written and visual texts in English with a wider range of vocabulary by understanding the purpose and audience for their creation.

Language Features

- Verbs: *be* - Affirmative, negative, interrogative, short answers
- Use pronoun: singular and plural
- Introduce the structures of procedure text: goals, ingredients, and steps

Elements

- Reading-Viewing
- Writing-Presenting



Orientation 1

Learning Objectives

- Students are able to identify tools and ingredients that are commonly used when cooking.
- Students are able to write the sequence of steps in cooking.
- Students are able to identify the procedure text structure of a recipe.

Sparking Question

- Do you know the tools and ingredients used for cooking?
- Have you ever cooked at home?



Presentation 1

Look at the picture below!



What activities are being carried out in the picture above?



Answer the following questions!

1. Do you help your parents in the kitchen?
2. Have you ever seen the objects in the picture above?
3. Are you familiar with the tools in the kitchen? Mention the kitchen tools that you know!
4. What about cooking ingredients? Have you ever seen them in your house? Mention the cooking ingredients that you know!



PROCEDURE TEXT

Read the Explanation to Understand the Topic!

Definition

Procedure text is a text that contains command or steps in doing something

Social Function

To inform the reader about the steps to do something

Structure

Procedure text consist of :

- Aims/Goal : Tujuan (Judul)
- Ingredients/Materials : Bahan/Alat
- Steps : Langkah-langkah

Example





Structured Training 1

Mention and write down the names of the kitchen tools below!

 <p>Frying Pan</p>	 <p>.....</p>	 <p>.....</p>
 <p>.....</p>	 <p>.....</p>	 <p>.....</p>
 <p>.....</p>	 <p>.....</p>	 <p>.....</p>
 <p>Plate</p>	 <p>.....</p>	 <p>.....</p>



Mention and write down the names of the ingredients below!

 <p>.....</p>	 <p>Salt</p>	 <p>.....</p>
 <p>.....</p>	 <p>.....</p>	 <p>.....</p>
 <p>.....</p>	 <p>.....</p>	 <p>Soy Sauce</p>
 <p>.....</p>	 <p>.....</p>	 <p>.....</p>



Match the cooking verbs below based on it's picture!

 <p>Peel</p>		
		
		

Peel

Mix

Pour

Grate

Slice

Chop

Crack

Spread

Sprinkle



Guided Practice 1



Work with a friend and discuss the following exercise.
Match the picture in the left column with the correct



Used for flipping, lifting, and stirring dishes

As a base or trivet for cutting vegetables, meat, etc

Can be used for frying and sauteing seasonings

Used to cut somethings



Likewise, in the exercise below, match the picture in the left column with the corresponding action for each other



Peel of the skin

Mix and stir until smooth

Cut into small pieces

Pour in the wook



Self Practice 1

Label the correct picture according to the word in the box and write down the names of the tools and ingredients for each picture and complete the steps of the last picture!

Steps

Tools

Ingredients



Blank dashed-line boxes for labeling and writing.



Blank dashed-line boxes for labeling and writing.



Blank dashed-line boxes for labeling and writing.



Presentation 2

Take a look at the example of a simple recipe below to make it easier for you to answer the next exercise



How to make orange juice



Aims/Goal

Materials:

- A glass
- Some sugar
- Fresh orange
- A blender

Materials:
Ingredients/tools

Steps

Steps:

1. First, peel the orange
2. Second, make two parts of orange
3. Third, take one part and cut into the middle of orange
4. Next, remove the seeds
5. Then, add little water
6. After that, mix it in a blender
7. Finally, filtrate the juice and enjoy



Structured Training 2

Read and understand the text below then do the exercise on the next page!

How to make omelette



- Two eggs
- Onions
- Garlics
- Chili (if you like spicy)
- salt
- Vegetable oil
- Frying Pan
- Spatula
- Bowl
- Spoon
- Knife

1. Firstly, cut into pieces the garlic, onions, and chili
2. Second, crack the egg into a bowl
3. Third, put the garlics, onions, chili, and salt into a bowl
4. Then, mix them gradually
5. The next step, heat a frying pan
6. After that, pour the dough into the frying pan, wait until it looks yellowish
7. Next, lift using a spatula and put it on a plate
8. Finally, omelette is ready to serve



Complete the table below based on the recipe on the previous page (page 10)!

























Structure	Description
The goal of the activity
Materials
Steps



Guided Practice 2



In this practice you are going to write a recipe for making "Rujak Buah" with your group mates. First, put a tick on the picture of the ingredients and tools that you need, then complete the recipe on the next page.

Ingredients			
mango 	papaya 	peanut 	chili 
brown sugar 	grape 	water 	cucumber 
manggis 	tamarind 	pineapple 	water apple 
Tools			
pan 	cutting board 	spatula 	frying pan 
knife 	plate 	spoon 	bowl 
rolling pin 	soup spoon 	mortar and pestle 	stove 

Important information

In this exercise, the teacher gives about 5 minutes to each group to put a check mark on the picture that has been selected, then the groups that have finished mentioning their answers one by one and will get points according to the number of correct answers.



Now complete the recipe for making "Rujak Buah" based on the previous page (page 12)!

NOTE

Title (aims/goal)

Tools

Ingredients

Steps



Self Practice 2

Sort the image below in the correct order of steps and write down the correct step for each image!

<p>...</p> <p>1</p>	<p>...</p> <p>2</p>	<p>...</p> <p>3</p>	<p>...</p> <p>4</p>
<p>8</p> <p>8</p> <p>Serve with toppings of your choice</p>	<p>...</p> <p>5</p>	<p>...</p> <p>6</p>	<p>...</p> <p>7</p>



Learning Journal

Name :

Chapter : Unit :

How well did I do in Chapter 2 Unit 3

Rate yourself by drawing an emoji next to each statement



I can write down various types of cooking tools



I can write down various types of cooking ingredients



I can write down a procedure text

I learned this new words



Word List

Improve your vocabulary!

Words	Meaning
Aims/goal	Tujuan
Activity	Aktivitas
Based	Berdasarkan
Below	Di bawah
Carried out	Dilakukan
Contain	Berisi
Commands	Perintah
Consist of	Terdiri dari
Complete	Lengkapi
Crack	Pecahkan
Flipping	Membalik
Gradually	Perlahan-lahan
Group mates	Teman kelompok
Heat	Panaskan
Ingredients	Bahan-bahan
Inform	Menginformasikan
Lifting	Mengangkat
Mortar	Lesung
Pour the dough	Tuang adonan
Previous stage	Halaman sebelumnya
Put a tick	Beri tanda centang
Pestle	Alu
Serves	Berfungsi
Steps	Langkah-langkah
Stirring	Mengaduk
Sauteing	Menuumis
Tools	Alat-alat
Trivet	Tatakan
Tamarind	Asam
Yellowish	Teman kelompok

APPENDIX IX DOCUMENTATIONS





CURRICULUM VITAE



Fitri Aulia Ramadhani was born in Pangkajene on 21 November 2002 as the last child of Sudirman and Nurmi. She has an older brother and sister named Eka Ardiansyah and Yulfiasida. Fitri's education began in 2008 when she entered SDN 48 Bone-Bone and completed her primary education in 2014. After graduating from primary school, Fitri continued her studies at SMPN 2 Pangkajene until 2017, then continued to SMAN 1 Pangkep and graduated in 2020. After completing high school education, Fitri continued her studies at UIN Alauddin Makassar at the Faculty of Tarbiyah and Teacher Training with the English Education study program and completed her education in 2024.