

**TEACHING DESCRIPTIVE TEXT USING PICTURE WORD  
INDUCTIVE MODEL (PWIM) MEDIA TO THE THIRD GRADE  
STUDENTS OF SMPN 2 BARAKA,  
ENREKANG REGENCY**



**A THESIS**

**Submitted in Partial Fulfillment of the Requirements for the Degree  
Sarjana Pendidikan (S.Pd) of English Education Department  
Tarbiyah and Teacher Training Faculty  
Alauddin State Islamic University  
of Makassar**

**By:**

**NURFADILA MUTMAINNA  
Reg. Number: 20400118007**

**ENGLISH EDUCATION DEPARTMENT  
TARBIYAH AND TEACHER TRAINING FACULTY  
ALAUDDIN STATE ISLAMIC UNIVERSITY OF MAKASSAR  
2022**

## PERNYATAAN KEASLIAN SKRIPSI

Mahasiswa yang bertanda tangan dibawah ini:

Nama : Nurfadila Mutmainna

Nim : 20400118007

Tempat, tanggal lahir : Madata, 31 Juli 1999

Jur/Prodi/Konsentrasi : Pendidikan Bahasa Inggris

Alamat : Madata, Desa Lunjen, Kec.Buntu-Batu,  
Kab.Enrekang

Judul : Teaching Descriptive Text Using Picture Word  
Inductive Model (PWIM) Media to the Third Grad  
Students of SMPN 2 Baraka, Enrekang Regency

Menyatakan bahwa skripsi ini benar adalah hasil karya penulis sendiri. Jika dikemudian hari terbukti bahwa ini merupakan duplikat, tiruan, atau dibuat oleh orang lain sebagian atau seluruhnya, maka skripsi dan gelar yang diperoleh karenanya batal demi hukum.

Gowa, 14 September 2022

Penyusun,



Nurfadila Mutmainna

NIM.20400118007

## PERSETUJUAN MUNAQASYAH

### PERSETUJUAN UJIAN SKRIPSI (MUNAQASYAH)

Dewan penguji skripsi berjudul **"Teaching Descriptive Text Using Picture Word Inductive Model (PWIM) Media to the Third Grade Students of SMPN 2 Baraka, Enrekang Regency"**, yang disusun oleh Saudara Nurfadila Mutmainna, NIM: 2040118007, dan telah diujikan dalam Ujian Kualifikasi Hasil Skripsi yang diselenggarakan pada hari Jum'at, 07 Oktober 2022 M, bertepatan dengan tanggal 11 Rabiul Awal 1444 H, memandang bahwa skripsi tersebut telah memenuhi syarat-syarat ilmiah dan dapat disetujui untuk diajukan dalam sidang **Ujian Skripsi (Munaqasyah)**.

Demikian persetujuan ini diberikan untuk proses selanjutnya..

#### PEMBIMBING:

1. Prof. Dr. Hj. Djuwairiah Ahmad, M.Pd. M.TESOL.
2. Muhammad Syahrudin Nawir, M.Hum.

(.....)  
(.....)

#### PENGUJI:

1. Dr. Serliah Nur, M.Hum., M.Ed.
2. Nur Aliyah Nur, S.Pd.I., M.Pd.
3. Prof. Dr. Hj. Djuwairiah Ahmad, M.Pd. M.TESOL.
4. Muhammad Syahrudin Nawir, M.Hum.

(.....)  
(.....)  
(.....)  
(.....)

Disahkan Oleh:  
A.n. Dekan FTK UIN Alauddin  
Wakil Dekan Bidang Akademik,

Dr. M. Shabir U., M.Ag.  
NIP 196609281993031002

Ketua Jurusan/Prodi PBI,

Prof. Dra. Hj. St. Azisah, M.Ed.St., Ph.D.  
NIP 196712311993032016

ALAUDDIN  
MAKASSAR

## PENGESAHAN SKRIPSI

### PENGESAHAN SKRIPSI

Skripsi berjudul, "Teaching Descriptive Text Using Picture Word Inductive Model (PWIM) Media to the Third Grade Students of SMPN 2 Baraka, Enrekang Regency", yang disusun oleh Nurfadila Murmainna, NIM: 20400118007, mahasiswa Jurusan/Prodi Pendidikan Bahasa Inggris, Fakultas Tarbiyah dan Keguruan, UIN Alauddin Makassar, telah diuji dan dipertahankan dalam sidang Ujian Skripsi/Munaqasyah yang diselenggarakan pada hari Rabu, tanggal 16 November 2022, bertepatan dengan 20 Rabiul Akhir 1444 H, dinyatakan telah dapat diterima sebagai salah satu syarat untuk memperoleh gelar sarjana dalam Ilmu Tarbiyah dan Keguruan, Jurusan/Prodi Pendidikan Bahasa Inggris dengan beberapa perbaikan.

Samata-Gowa, 16 November 2022 M  
20 Rabiul Akhir 1444 H

#### DEWAN PENGUJI: Nomor SK 615 Tahun 2022

Ketua : Prof. Dra Hj. St. Azizah, M. Ed. St. Ph.D.  
Sekretaris : Dr. Sitti Nurpahmi, S. Pd., M. Pd.  
Munaqisy I : Dr. Serliah Nur, M.Hum., M.Ed.  
Munaqisy II : Nur Aliyah Nur, M. Pd  
Pembimbing I : Prof. Dr. Hj. Djuwairiah Ahmad, M.Pd., M.TESOL  
Pembimbing II : Muhammad Syahrudin Nawir, M.Hum.

()  
()  
()  
()  
()  
()

Diketahui oleh:  
Dekan Fakultas Tarbiyah dan Keguruan  
UIN Alauddin Makassar,



Marjuni, M.Pd.I.  
197810112005011006

2022/12/18 14:0

## ACKNOWLEDGEMENTS



Alhamdulillah Rabbil Aalamiin, the researcher would like to express her profound thankfulness to the God Allah SWT for providing His kindness and blessing so that the researcher could finish her thesis and also Sholawat and salam are delivered to the prophet Muhammad Saw who had brought the human beings from darkness to the lightness

The researcher wishes to offer her sincere gratitude, appreciation, and thanks to her beloved parents **Nasir Endang** and **Suriana** and her siblings **Hafil Akbar**, **Arinil**, **Indah fuji Lestari**, **Rahmat Hidayat**, **Isti atza**, **Rahma**, **Afni**, and **Fatia** for their support in the form of prayers, love, financial support, and encouragement. The researcher believes that numerous people have provided her with invaluable advice, corrections, suggestions, and assistance as she has conducted her study and written her thesis. As a result, the researcher would like to take this chance to acknowledge and appreciate the following:

1. **Prof. Hamdan Juhannis, M.A, Ph.D.**, the Rector of Alauddin State Islamic University (UIN) of Makassar, and all his vices.
2. **Dr. H. A. Marjuni, S.Ag., M.Pd.I.**, the Dean of Tarbiyah and Teacher Training Faculty of UIN Alauddin Makassar, and all his vices.
3. **Prof. Dra. Hj. St. Azisah M.Ed.St., Ph.D.**, the Head of the English Education Department, and **Dr. Sitti Nurpahmi, M.Pd.**, the secretary of

the English Education Department of Tarbiyah and Teacher Training Faculty of UIN Alauddin Makassar as well as all the staff.

4. **Prof. Dr. Hj. Djuwairiah Ahmad, M.Pd.M.TESOL.**, as the first consultant and **Muhammad Syahrudin Nawir, M.Hum.**, as the second consultant. Thanks for giving her valuable time and patience, advice, supporting her during the assistance, and guiding her in completing the thesis.
5. **Dr. Serliah Nur, M.Hum., M.Ed.**, as the first examiner and **Nur Aliyah Nur, M.Pd.**, as the second examiner. Thanks for giving suggestions and advice for her in completing the thesis.
6. The researcher's lecturers and staff who were patient in their teaching and loyal to their service.
7. All of the lecturers of Tarbiyah and Teaching Science Faculty of Alauddin State Islamic University of Makassar for much knowledge, leads, and motivation to the researcher.
8. **Mardiah, S.Pd, M.Pd.**, the headmaster of SMPN 2 Baraka and **Sumarni Nonita Towoliu S.Pd.**, the English teacher of SMPN 2 Baraka who have given the researcher opportunity and support to carry out her research.
9. The researcher has received excellent help from **Nurul Latifa Amin** and **Atika Kalimagun**, two of her closest friends, to accomplish her thesis.
10. The researcher's entire class who has always been supportive and encouraged her to finish her thesis.

11. The students of SMPN 2 Baraka, in particular in classes of 9B and 9C who had to sacrifice their time and activities in order to participate in this study.
12. Finally, may Allah SWT bless us for everyone who involved in the completeness of this thesis. *Amin Yaa Rabbal Alamiin*

Gowa, 14 September 2022

**The researcher**



**Nurfadila Mutmainna**  
20400118007



## LIST OF CONTENTS

PERNYATAAN KEASLIAN SKRIPSI.....	ii
PERSETUJUAN MUNAQASYAH .....	iii
PENGESAHAN SKRIPSI .....	iv
ACKNOWLEDGEMENTS .....	v
LIST OF CONTENTS .....	viii
LIST OF TABLES .....	x
LIST OF FIGURES .....	xi
LIST OF APPENDICES .....	xi
ABSTRACT.....	xii
CHAPTER 1 .....	1
INTRODUCTION .....	1
A. Background .....	1
B. Research Question.....	3
C. Research Objective.....	3
D. Research Significances.....	3
E. Research Scope .....	4
F. Operational Definition of Terms .....	4
CHAPTER II.....	6
LITERATURE REVIEW.....	6
A. <i>Review of Related Previous Studies</i> .....	6
B. <i>Some Pertinent Ideas</i> .....	9
1. Writing Skill .....	9
2. Descriptive Text .....	12
3. Picture Word Inductive Model .....	15
C. <i>Theoretical Framework</i> .....	18
D. <i>Hypothesis</i> .....	20
CHAPTER III .....	21
RESEARCH METHOD.....	21
A. <i>Research Design</i> .....	21



B. <i>Time and Place of Research</i> .....	21
C. <i>Population and Sample</i> .....	21
D. <i>Research Variables</i> .....	22
E. <i>Research Instrument</i> .....	22
F. <i>Data Collection Procedures</i> .....	23
G. <i>Data Analysis Technique</i> .....	26
CHAPTER IV .....	31
A. Findings.....	31
B. Discussion .....	39
CHAPTER V.....	44
A. Conclusion .....	44
B. Suggestions .....	44
APPENDIX 1 .....	48
CURRICULUM VITAE.....	86



UNIVERSITAS ISLAM NEGERI  
**ALAUDDIN**  
 M A K A S S A R

## LIST OF TABLES


Table 1 Writing Score Rubric .....	27
Table 2 The Classification of Students' Score .....	28
Table 3 Pre-Test and Post-Test Experimental Group and Controlled Group .....	31
Table 4 Descriptive Statistics .....	32
Table 5 Normality Test of Sample Distribution .....	33
Table 6 Homogeneity Test of Post-Test .....	34
Table 7 Test of Hypothesis .....	35
Table 8 The Students' Difficulty in Writing Descriptive Text Based on the Topic .....	35
Table 9 The Students' Difficulty in Using Appropriate Grammar .....	36
Table 10 The Students' Difficulty in Using Simple Present Tense in Writing Descriptive Text .....	36
Table 11 The Students' Difficulty in Using the Adjective in Writing Descriptive Text .....	37
Table 12 The Students' Difficulty in Using the Adverb in Writing Descriptive Text .....	37
Table 13 The Students' Difficulty in Using Correct English Word Spelling .....	38
Table 14 The Students' Difficulty in Using Capital Letters in Writing Descriptive Text .....	38
Table 15 The Students' Difficulty in Using Proper Punctuation in Writing Descriptive Text .....	39

## LIST OF FIGURES

Figure 1: The Sample of PWIM.....	17
Figure 2: Theoretical Framework .....	19

## LIST OF APPENDICES

Appendix 1 Lesson Plan .....	48
Appendix 2 Instrument of Research.....	76
Appendix 3 The Students' Score .....	81
Appendix 4 Documentations.....	85



## ABSTRACT

**Name** : Nurfadila Mutmainna  
**Reg.Number** : 20400118007  
**Department/Faculty**: English Education/Tarbiyah and Teacher Training  
**Title** : Teaching Descriptive Text Using Picture Word  
Inductive Model (PWIM) Media to the Third Grade  
Students of SMPN 2 Baraka, Enrekang Regency  
**Consultant I** : Prof. Dr. Hj. Djuwairiah Ahmad, M.Pd. M.TESOL.  
**Consultant II** : Muhammad Syahrudin Nawir, M.Hum.

---

This study aims to understand both the usefulness of using PWIM as a media in teaching descriptive text and to know the difficulties that students faced when composing descriptive text.

The third-grade students of SMPN 2 Baraka were the subjects of this study. 20 students from the 9B class served as the experimental group in this study, and 20 students from the 9C class served as the controlled group. The research design was a Quasi-experimental design with pre-test and post-test designs. The instruments used were a writing test and a questionnaire.

The results of this study demonstrated that using PWIM media improved the students' writing skills. It was demonstrated by the fact that the 2-tailed significant level for the T-test was  $0.002 < 0.05$ , which means that  $H_1$  was accepted and  $H_0$  was rejected. In other words, after using PWIM media to teach descriptive text, there was a substantial difference in the students' post-test scores. Although some of the students had some trouble adhering to the criteria for punctuation such as spelling, capital letters, comma, and full stop, grammatical usage such as simple presents tense, adjective and adverb and vocabulary.

It can be said that PWIM media had a positive impact on the students' capacity to write descriptive texts. This study is expected to help teachers applying new media, especially PWIM media in teaching descriptive text and give solutions to the students' problems in writing descriptive text.

## CHAPTER 1 INTRODUCTION

### *A. Background*

Writing is one of the four skills in English. It is complex and is one of tools of communication. Many people do writing to communicate with others. According to Adeani (2020) in Nurhayati et al (2022) writing skill is a productive skill and has an important role in the teaching and learning process. Students can use writing as one of the tools of language communication to convey their thoughts, concepts, ideas, and express their imagination (Febriyanti et al., 2021).

As for the verses of the Qur'an related to this research in QS al-Alaq verse 4.

الَّذِي عَلَّمَ بِالْقَلَمِ ۗ

“Who taught (human) by the pen?” (Nasihin, 2020)

One of the forms of Allah's grace is that He teaches humans to be able to use writing instruments. Teaching here means giving them the ability to use it. With the ability to use writing tools, humans can write down their findings so that they can be read by other people and the next generation. By being read by others, the knowledge can be developed. Thus, humans can know what they did not know before, meaning that science will continue to develop (Nasihin, 2020).

There are numerous different types of genre texts. One of them is descriptive text. Descriptive text is a kind of text to describe something, people, or object (Daulay & Asrul, 2021). Writing descriptive text is a text that describes

the author's observation, feeling, and experience. It can be used to describe people based on their look outside such as their character and personality characteristics (Rossawati & Al Halim, 2021). Although the descriptive text seems easy, some students still face difficulties in writing descriptive text.

Based on the research observation conducted at the third grade students of SMPN 2 Baraka, the researcher found that students' problems in writing descriptive text are they had no idea how to begin or express their ideas, had limited vocabulary and understanding of grammar and they were uninterested in completing a writing task.

Due to that condition, one effective way of teaching writing is using instructional media (Febriyanti et al., 2021). One of the media that teachers can use is Picture Word Inductive Model (PWIM) to learn descriptive text. PWIM is a media with pictures, and photos containing familiar objects, actions, or events (Rosyada & Febriyanti, 2020). On the other hand, Febriyanti et al. (2021) stated that PWIM can be used in the learning process to guide students to develop their ideas, it also helps students increase their vocabulary, phonetics, mechanics, and spelling in writing descriptive text.

Based on the explanation and the students' difficulty in writing descriptive text, the researcher is interested in conducting research related to writing descriptive texts using the Picture Word Inductive Model for the third grade students of SMPN 2 Baraka.

### **B. *Research Question***

Based on the background above, this research has primarily focused on using Picture Word Inductive Model (PWIM) media to teach descriptive text. The following are the research questions that the researcher develops:

1. Is the use of PWIM media effective in learning to write a descriptive text?
2. What problems are the students faced in writing descriptive text?

### **C. *Research Objective***

Based on the aforementioned research issues, the purpose of this study is to determine:

1. The effectiveness of using PWIM media in learning to write a descriptive text.
2. The problems faced by the students in writing descriptive text.

### **D. *Research Significances***

Based on the objectives of the research above, the research's findings are anticipated to contribute:

1. For the teacher: this research is expected to help teachers apply new media in teaching descriptive text, so the students can be more enjoyable the learning process and can improve their ability to write a descriptive text.
2. For the students: this research is expected to help students to improve their ability in writing descriptive text, creativity, and develop their ideas in written form by using the PWIM media.

3. For the researchers: to give more information and knowledge to the readers.

### ***E. Research Scope***

The scope of this research is to teach descriptive text using PWIM media and to know the students' problems in writing descriptive text. In this case, descriptive text here is limited to describing people only, because of the time limitation for doing the research, and might be easier to describe about people.

### ***F. Operational Definition of Terms***

Some components that will be discussed in this research are following:

1. Picture Word Inductive Model (PWIM) Media


PWIM is a media that uses real-life pictures of familiar objects. Teaching writing using PWIM media can help students improve their vocabulary, spelling, and grammar.

PWIM is a media that uses a combination of pictures and words as the core of the learning process. Later, the images provided will be identified by students with teacher guidance. The purpose of this activity is to find out all objects in the picture to help students in writing. After the word is collected, the teacher can read all the words collected aloud. These activities are very useful for improving students' pronunciation, spelling, listening, and speaking, it also helps to increase students' vocabulary. After knowing and understanding all labels and pictures, students begin to write descriptive texts with word charts as a guide.



## 2. Descriptive Text

Descriptive text is an essay that describes an object, person, and thing. Descriptive text is a type of writing that aims to inform detailed information about something to the reader, this type of writing is used to describe things like animals and people.



## CHAPTER II

### LITERATURE REVIEW

#### ***A. Review of Related Previous Studies***

There are some reviews of related research findings from the previous researchers:

The first, Mirnawati (2021), researched *The Effect of Picture Cued Task on the Second Grade Students' Writing Skills in Descriptive Text of MTS Madani Alauddin Pao-Pao*. The research aims to find the effect of using Picture Cued Task on Students' ability to write descriptive text. The research uses a quasi-experimental design with experimental and controlled classes. The experimental class consists of 29 students and the controlled class consists of 27 students. The research shows that using picture-cued tasks as strategies in teaching descriptive text effectively improves students' writing ability, the students can develop and express their ideas in written form using picture cued.

The second, Sutra (2020), researched *The Use of Picture Word Inductive Model (PWIM) in Teaching Writing Descriptive Text at The Second Grade of Administrasi Perkantoran of SMK 4 Pindrang*. The research aims to know if using PWIM can improve the students' writing of descriptive text. The research uses a pre-experimental design by using pre-test and post-test. The sample of the research is the second grade of Administrasi Perkantoran of SMKN 4 Pinrang, the first class consists of 19 students, and the second class consists of 21 students. Her research shows that teaching writing descriptive text using PWIM positively influences students' ability to write a descriptive text.

The third, Zaqiyah et al (2019), researched *Improving Students' Writing Skills in Descriptive Text through Picture Word Inductive Model*. The research aims to know if PWIM can improve students' writing of descriptive text. The research uses classroom action. The sample of the research is the seventh-grade of SMPT Ibnu Muay Bekasi and consists of 20 students from class 7.1 The research findings out that using PWIM in teaching descriptive text is effective to improve students' ability in writing descriptive text, improving their vocabulary, and increasing students' motivation in learning to write.

The four, Husna & Multazim (2019), researched *Students' Difficulties in Writing Recount Text at Inclusion Classes*. The research aims to know the students' difficulties in writing recount text. The study used a mixed method. The sample of the study is 30 students in 8th grade. Testing is a way to collect the data and this study used descriptive statistics and descriptive analysis to analyze the data. There are some aspects that students' difficulties when writing recount text such as content, aspect, grammar, mechanic, and generic structure.

The five, Kadir (2018), researched *an Analysis on the Students' Ability and Difficulties in Writing Descriptive Text at Third Semester at Muhammadiyah University of Makassar (A Descriptive Research)*. The study aims to find out the students' ability and difficulties in writing descriptive text. His research used a descriptive quantitative method. The instruments of this study are written test and questionnaires. The students of Muhammadiyah University of Makassar consisted of 20 students as a sample of this study. The study shows that the students' ability

in writing descriptive text is good and some of the students still faced difficulties in writing descriptive text because of grammar, punctuation, and vocabulary.

Next, Mahdiyah & Murtiningsih (2020), researched *Improving the Students' Writing Skill in Descriptive Text Through Picture Inductive Model (PWIM)*. The research aims to improve the students' writing of descriptive text using PWIM. The research uses classroom action with the subject is the students of SMP An-Nuriyyah Bamiayu in class VII consisting of 29 students. The research shows that teaching writing descriptive text using PWIM in online learning can improve the students' ability to write descriptive text, increase the students' learning activities, and change students' learning behavior from activeness, creativity, and enthusiasm.

The last, Beniario & Joni (2021), researched *the effect of the Picture Word Inductive Model Strategy on Students Writing Skills in Descriptive Text*. The research aims to know the effectiveness of using PWIM in teaching descriptive text. The research uses Quasi-experimental. The population of the research is the eighth grade of SMPN 2 Gunung Omeh, class VIIIA as an experimental class consists of 27 students, and VIIIB as a controlled class consists of 27 students. Their research shows that the students who were taught using PWIM better understand writing descriptive text than those who did not use PWIM. PWIM can be a good strategy in teaching writing descriptive text.

These previous research findings were used as references for the researcher and as a comparison. Based on the previous research above, it can be

concluded that there are some similarities with this research that focuses on writing ability and how to teach descriptive text using PWIM and the differences are the location, the subject of the research, and this research focus on how to teach descriptive text especially describing people and to know the problems are the students faced in writing descriptive text. This research is expected to provide solutions to the problems faced by students so far, especially the problem of the low ability of students in writing descriptive texts.

## **B. *Some Pertinent Ideas***

### **1. Writing Skill**

#### **a. Definition of Writing**

Writing is one of the four language skills: listening, speaking, reading, and writing. Writing skill is the ability to express our ideas in written form. writing has a crucial role in human life as we know writing has become widely communication that people use in indirect communication (Zaqiyah et al., 2019). According to Hyland (2004), writing is a tool to express and share personal meanings. Writing is a way to share opinions, information, and feeling with others. Therefore, when people write something, they have to set up their ideas to be understandable and acceptable, so the readers can easily understand the information.

It can be concluded that writing is a tool of communication that is used to share our feelings, ideas, opinion, and information with others

#### **b. The Components of Writing**

There are five components in writing according to Heaton (1988), they are:

- 1) Content: how the students can convey and develop their idea, thinking creatively in every topic given to them.
- 2) Organization: the students' ability to make a good paragraph and how the students organize their ideas and develop the topic so it's can be understood and acceptable by readers.
- 3) Vocabulary: the students' ability to choose the right words and spell.
- 4) Language use: the students can write correctly and in appropriate sentences.
- 5) Mechanic: the students' ability to write punctuation, capital, paragraph, and handwriting can be read by readers.

The students require learning five components of writing so their writing can be understood and accepted by the readers.

#### c. Process of Writing

According to Hyland (2004), there are some steps in the writing process, they are:

- 1) Selection of topic: Before writing, the students have to choose what topic they will write about.
- 2) Prewriting: The students have to collect data, note-taking, brainstorm, and outline before writing.
- 3) Composing: The students start to write their ideas on paper and develop, organizing their ideas into sentences.
- 4) Response to the draft: The teacher responds to ideas, organization, and style and gives students feedback on their writing.

- 5) Revising: The students will rearrange, style, adapt to the reader, and refine ideas.
  - 6) In response to revisions: The teacher or their friends responds to ideas, organization, and style and gives students feedback on their writing.
  - 7) Proofreading and editing: Checking and correcting form, layout, substantiation,
  - 8) Evaluation: The teacher evaluates the entire student's progress over the process of writing.
  - 9) Publishing: The students can publish their writing on a noticeboard or website.
- d. The genres of writing

According to Hamzah (2005) in (Yusrina, 2020), there are five genres of writing. They are:

- 1) Recount text is a type of text that contains stories about our experiences in the past. The purpose of recount text is to retell and provide information and entertain the reader.
- 2) Procedure text is a type of text that serves inform to readers about the steps to do something or how something is done.
- 3) Descriptive text is a text to describe a particular person, place, or thing.
- 4) Report is a text to describe the way things are, concerning a range of natural and social phenomena in our environment.

- 5) Explanation text is a text to provides clear explanations about social, natural, or cultural phenomena. The purpose of writing this text is to tell the reader about how something works or why something happens.
- e. There are three categories of problems that make writing difficult (Byrne, 1988) they are:

1) Psychological problems

Writing is an activity that required the writer to write on their own, with no possibility of interaction or benefit from feedback, which naturally makes the act of writing difficult, and also the writer has low self-esteem and motivation in writing.

2) Linguistic problems

The writer must master the written form of language and learn the particular patterns that are hardly ever used in speech, also the writer must know how to organize their ideas so their writing can be understood by the readers.

3) Cognitive problems

Cognitive problems are about spelling, punctuation, capitalization, and paragraphing (content and organization).

## 2. Descriptive Text

a. Definition of Descriptive Text

Descriptive text is a text that requires students to be able to describe an object. for instance, describe people, and places (Ermita et al., 2019). In addition, Descriptive text is used to describe a person, thing, and place related to the five senses (Ismayanti & Kholiq, 2020). The descriptive text has two generic



structures: identification and description (Dirgeyasa, 2016). The purpose of descriptive text is to provide detailed information about an object so the readers can imagine it without seeing it directly.

From the definition above it can be concluded that descriptive text is a kind of text that tries to tell or describe something like a person, object, and thing specific and detail according to the actual situation so that the reader seems to see or observe the object indirectly.

#### b. Parts of Descriptive Text

Writing descriptive text has several things that must students learn and understood. They are generic social function, generic structure, and linguistic features (Dirgeyasa, 2016):

##### 1) Social function

The descriptive text aims to tell the readers specific information about something, person, or place.

##### 2) Generic Structure

Identification (introduction) is an overview of a topic. Identification is usually in the first paragraph and identification aims to introduce the general information about people, objects, and things to the readers.

A descriptive is a paragraph that will describe more detail or give specific information about people, objects, and things to the readers

### 3) Significant Lexical grammatical Feature

- a) Using a linking verb, a linking verb is a verb that is used to explain a subject by connecting it with a predicate adjective or a predicate noun: is, are, and was.
- b) Using adjective, the adjective is used to explain more detail about nouns for instance: a beautiful girl, the beautiful place, sweet, nice.
- c) Using adverb, the adverb is used to explain or provide additional information about verbs, adjectives, or even the adverb itself for example: too hard, very beautiful, extremely, so.
- d) Using simple present tense, for example, I go to school, I read a book, you see me, and I listen to music.

### 4) The Types of Descriptive Text

There are three types of descriptive text namely describing a place, describing people, and describing things (Pardiyono, 2007):

#### a) Describing place

Description of place is a description of a place based on reality such as the condition, history, and situation.

#### b) Describing person

Description of person (people) is how to describe people. Describing a person (people) can be described by Physical Appearance, behavior, and characteristics.

c) Describing things

Descriptive of things is a text that explains how things in an environment.

### **3. Picture Word Inductive Model**

a. Definition of Picture Inductive Model

PWIM is a media in learning that uses pictures containing a familiar object and action to help students find as much vocabulary as possible, and then be arranged into phrases, sentences, and paragraphs. The picture Inductive Model is an inquiry-oriented language arts strategy that uses pictures consisting of familiar objects and actions to develop students' vocabulary, listening, and speaking (Calhoun, 1999). PWIM can be used to teach language systems in learning reading and writing. In addition, PWIM is consistent with several component skills such as phonetic analysis, structural analysis, spelling, and mechanics.

PWM can apply to a small group and individuals. The advantage of the Picture Word Inductive Model provides students with real pictures and allows all students to participate and collect as much vocabulary as possible from pictures.

b. Procedures Teaching Descriptive Text Through PWIM

Calhoun (1999) states that there are some steps in teaching descriptive text using PWIM and the steps are modified based on context and students' requirements:

1) Selected a picture

For the picture selection, the selected image is familiar to the students. For example, their friends or family. The picture must be large and interactive and it can be seen by all students in the class.

2) Ask students to identify the picture presented

In the learning activity, ask students to identify what they saw from the pictures presented. Ask them to pay close attention to every detail of the picture such as objects, events, situations, or actions.

3) Label the picture

Label the parts of the picture that have been identified, say the word, and ask students to write and spell aloud the word.

4) Read and review the word chart aloud

The teacher read the word aloud several times so the students can hear it well.

5) Ask the students to read the word and classify the word into a variety of groups

6) Read and review the word (say the word, spell for several times)

7) Add words if required, to the word chart and the word banks.

8) Lead the students to give the title to the picture-word chart.

9) Ask students to write a sentence or paragraph based on the word chart in the picture.

10) Read and review the sentence and paragraph.

Here is an example of Picture Word Inductive Model media: Rafi Ahmad



Figure 1: The Example of PWIM

Rafi Ahmad was born on 17 February 1987 in Bandung. He is 35 years old. He is a presenter, comedian, singer, and famous actor in Indonesia.

Raffi has a tall body. His height is about 170 cm. He is a handsome man with beautiful black eyes, brown skin, and a pointed nose. He is very kind and friendly. He is very humble to the people around him. Also, he is a loyal, optimistic, and humorous person.

Raffi likes to buy expensive cars for his collection. He likes to wear a black shirt and watch as well.

#### c. The advantage PWIM

There are several advantages to using PWIM as media in the learning process (Calhoun, 1999), they are:

- 1) Students are encouraged to think inductively.
  - 2) The students listen to the clear and correct words several times.
  - 3) PWIM can encourage students to think more creatively and develop their ideas to make sentences and paragraphs.
  - 4) PWIM presents the real picture that is familiar for students to learn some new vocabularies, phrases, and sentences.
  - 5) Students are more active in the learning process.
  - 6) PWIM can help teachers to provide interesting media in the learning process.
- d. According to Santika (2018), there are some disadvantages to using PWIM in writing descriptive text:
- 1) The picture might not interest the students
  - 2) The size of the picture might be too small.

### ***C. Theoretical Framework***

The students' ability to write descriptive text at the third grade students of SMPN 2 Baraka is still poor. The factors are lack of vocabulary, grammar, and some of them did not know how to make a simple sentence, the Students also took a long time to write descriptive text and they were less interested in the learning proses.

One of the media that teachers can use in teaching descriptive text is Picture Word Inductive Model (PWIM) media. PWIM is originally developed by Calhoun (1999). PWIM can help teachers in teaching descriptive text and helps students improve their writing skills. PWIM is expected to be a new media in the

learning process of descriptive text. PWIM is also expected to increase students' motivation and interest in learning descriptive text and can improve students' ability in writing descriptive text. The conceptual framework of this research is presented as follows:

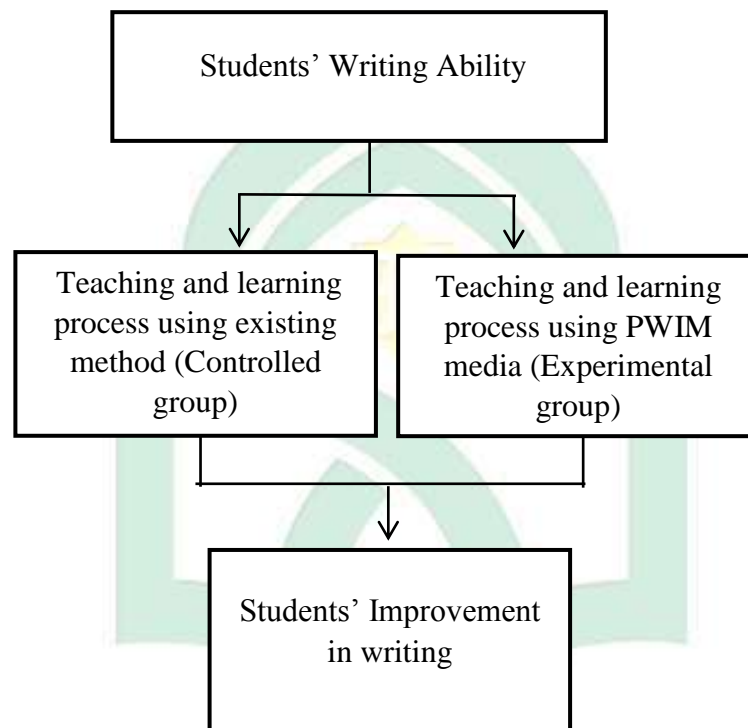



Figure 2: Theoretical Framework

The scheme above shows that this research used two groups that compared to know if the use of PWIM media is effective in teaching descriptive text to the third grade students of SMPN 2 Baraka. The experimental group taught using PWIM media and the controlled group taught using the existing method. The result of this research is to know if the PWIM is effective to improve students' ability to write descriptive text.

**D. Hypothesis**

(H<sub>0</sub>) : There is no significant difference between the students' writing ability taught using PWIM media and those taught without using PWIM media.

(H<sub>1</sub>) : There is a significant difference between the students' writing ability taught using PWIM media and those taught without using PWIM media.





## **CHAPTER III**

### **RESEARCH METHOD**

#### ***A. Research Design***

This research used a Quasi-Experimental with the research technique Nonequivalent Control Group Design. In this design there were two groups, the first group would be given treatment and the other group would not be given treatment. The treated group was the experimental group and the untreated group was the Controlled group. The researcher chose the Quasi-Experimental Design with the Nonequivalent Controlled Group because the researcher considers this model appropriate and could help the researcher conduct this research. This design contains a pre-test, treatment, and post-test (Rukminingsih et al., 2020).

#### ***B. Time and Place of Research***

This research was conducted at the Third Grade Students of SMPN 2 Baraka and the duration of this research was about a month. This research was located at Pasui, Buntu Batu Sub Regency, Enrekang Regency, Sulawesi Selatan province.

#### ***C. Population and Sample***

##### **1. Population**

The population of this research was the third grade students of SMPN 2 Baraka consisting of two classes: 9C and 9B. The number of populations was about 40 students.

## **2. Sample**

A sample is part or representative of the population that is researched. The researcher used total sampling to choose the research sample. Therefore, the researcher took two classes, 9B as the experimental group with 20 students and 9C as a controlled group with 20 students. Based on the research observation conducted at the third grade students of SMPN 2 Baraka, the researcher chose 9B and 9C as a sample because the students' ability to write descriptive text was still poor than 9A class.

### ***D. Research Variables***

According to Sugiyono (2013), a variable is anything in the form of what the researcher determines to be studied to obtain information about it and then conclude. There are two variables in this research, they are:

1. Independent Variable (X) is the variable that affects or is the cause of the change or emergence of the dependent variable. In this research, the independent variable is the use of Picture Word Inductive Model media.
2. Dependent variables (Y) are those that depend on the independent variables. They are the outcomes or results of the influence of the independent variables. In this research, the dependent variable is the improvement of students' ability to write a descriptive text.

### ***E. Research Instrument***

Research instruments are the steps taken by the researcher to obtain data to solve research problems. The instruments in this research were a writing test and a

questionnaire. The test was used to measure students' ability in writing descriptive text and the questionnaire was used to get data about the students' problems in writing.

1. A questionnaire is a data collection technique that is done by giving a set of questions or written for respondents to answer. This research used closed-ended questions. The questionnaire is adopted by Kadir's research. a closed-ended question is a question with several alternative answer choices provided, such as multiple-choice, "yes" or "no" (Sugiyono, 2013).
2. A test is a list of written questions that are used to measure the students' knowledge, skills, talents, and abilities. The test has several questions that are given to the students to test their ability to write a descriptive text (Sugiyono, 2013). The researcher used an essay test.

#### ***F. Data Collection Procedures***

Data collection techniques used pre-test, treatment, post-test, and questionnaire.

##### **1. Pre-test**

Before beginning treatment, the researcher administered a pre-test to assess the students' prior understanding of how to write the descriptive text. Students were requested to write a descriptive text based on the topic provided by the researcher. The students wrote descriptive text within 45 minutes.

##### **2. Treatment**

The treatments were provided to the students in the experimental and controlled groups after the pre-test was completed. The experimental group was

taught using the PWIM media and the Controlled group was taught using the existing method. The researcher taught for 8 meetings.

a. Experimental group

The experimental group was taught using PWIM media and the procedures for teaching descriptive text using PWIM were as follows:

- 1) Opening: in this part, the teaching-learning process begins with greetings. The researcher begins the class by saying salam and basmalah. The researcher checks the students' attendance and the researcher gives the students picture.
- 2) Main activity: the researcher introduces the material, explains the definition of descriptive text, generic structure, significant lexical grammatical features, and gives an example of descriptive text using PWIM media. Then, the researcher asks to identify and label the picture. The students write as much vocabulary as possible based on the picture presented. For example, the focus of the picture is Rafi Ahmad. Students can write some nouns, adjectives, and verbs whether they are seen in the photos/pictures or not. Students can write 'hair, face, nose, skin, teeth, smile, body, or other nouns such as 'his mom, his brother, etc. Then students are asked to write down as many adjectives as possible, such as 'handsome, bright, tall, humble, white, and others. After that, the researcher will read the word aloud several times so the students can hear how to pronounce it.

Then the researcher guides the students on how to make a phrase and then asks the students to write phrases such as 'black hair, tall body, brown skin. After writing the phrases, the teacher guides the students to write sentences. They can write 'He has black hair, or He is kind like her mother, and after that, the researcher asks the students to write descriptive text based on the word chart in the pictures.

3) Closing: The researcher asks the students to conclude the lesson.

b. Controlled group

Different from the experimental group, the controlled group was taught using the method the teacher uses. The step to teach descriptive text using the existing method was as follows:

- 1) Opening: The learning process begins by greeting, saying salam, and checking the students' attendance.
- 2) Main activity: The first is the researcher gives the students material about the descriptive text. Then, the researcher explains the definition of descriptive text, generic structure, significant lexical grammatical features, and so on. Then, the researcher explains the definition of descriptive text, generic structure, significant lexical grammatical features, and so on. After that, the researcher teaches the students how to make phrases such as beautiful girl, smart teacher, black eyes, tall body, and my teacher. Then the researcher shows how to make a simple sentence such as she is my teacher, she has a beautiful face, etc. after the students understand how to make simple sentences then the researcher gives an example of how to

make a simple paragraph about describing people. After that, the researcher asks the students to write descriptive text based on the topic that the researcher gives.

3) Closing: The researcher asks the students to conclude the lesson.

### **3. Post-test**

After the treatments, the researcher gave a post-test to the students with the same topic with a pre-test to measure the students' achievement in learning descriptive text using the PWIM media. The post-test was given to the experimental group and the Controlled group. The students wrote a descriptive text based on the topic provided by the researcher within 45 minutes.

### **4. Questionnaire**

The researcher gave the students questionnaire to get information about students' difficulties in writing descriptive text. The students answered the questionnaire for about 10 minutes. The questionnaire is adopted by Kadir's research.

### **G. Data Analysis Technique**

The data were analysed quantitatively using the test results to determine the students' writing abilities (Sutra, 2020). The researcher followed the following steps to analyze the data.

1. The score of the students qualify as follows:

**Table 1 Writing Score Rubric by Brown (2019)**

Aspect	Score	Performance Description
Content(C) 30% Topic and Details	30	The topic is complete and clear and the details are relating to the topic are.
	24	The topic is complete and clear, but the details are almost related to the topic.
	18	The development of ideas is not complete, and the details are not divided exactly right,
	12	The topic is not clear and the details are not related to the topic
Organization (O) 20% Identification and description	20	Identification is complete and descriptions are arranged with the proper connection.
	16	Identification is almost complete and descriptions are arranged with almost proper connection.
	12	Identification is not complete and descriptions are arranged with few misuse of connection.
	8	Identification is not complete and descriptions are arranged with misuse of connection.
Grammar (G) 20% Simple present tense and subject-verb agreement	20	Very few grammatical or agreement inaccuracies.
	16	Very few grammatical or agreement inaccuracies, but do not affect the meaning.
	12	Numerous grammatical or agreement inaccuracies.
	8	Frequent grammatical or agreement inaccuracies
Vocabulary (V) 25%	25	Effective choice of words and word forms.

	20	Few misuses of vocabulary, and word forms, but no change the meaning.
	15	Limited range of confusing words and word forms.
	10	Very poor knowledge of words, word forms, and not understanding
Mechanic (M) 5% Spelling, punctuation, and capitalization.	5	It uses correct spelling, punctuation, and capitalization.
	4	It has occasional errors in spelling, punctuation, and capitalization.
	3	It has frequent errors in spelling, punctuation, and capitalization
	2	It is dominated by errors in spelling, punctuation, and capitalization

2. The table below shows the categories of the students' achievement in their writing skills:

**Table 2: The Classification of Students' Score**

No	Classification	Score
1	Very Good	80-100
2	Good	66-79
3	Fair	56-65
4	Poor	40-55
5	Very Poor	≤ 39

The level of ability in the table is defined based on the criterion reference scale (Arikunto, 2006).

3. To analyze the data the researcher used descriptive statistics and inferential statistics, and the researcher compared the mean score by using the t-test (Nuryadi et al., 2017)



$$T\text{-test: } t = \frac{\bar{x}_1 - \bar{x}_2}{\sqrt{\frac{SS_1 + SS_2}{n_1 + n_2 + 2} \left( \frac{1}{n_1} + \frac{1}{n_2} \right)}}$$

Where:

$t$ : t-test,

$\bar{x}_1$ : mean score of experiment group.

$\bar{x}_2$ : mean score of a controlled group.

$ss_1$ : sum square of experimental group

$ss_2$ : sum square of controlled group.

$n_1$ : number of students of the experiment group.

$n_2$ : number of students of the controlled group.

$$M_1 = \frac{\sum X_1}{n_1} \qquad SS_1 = \sum X_1^2 - \frac{(\sum X_1)^2}{n_1}$$

$$M_2 = \frac{\sum X_2}{n_2} \qquad SS_2 = \sum X_2^2 - \frac{(\sum X_2)^2}{n_2}$$

This formula was used to know the effectiveness of whether there was a significant difference in the result of the pre-test and post-test in experimental and controlled groups.

- $H_1$  is accepted if sig. (2-tailed) < 0.05.
  - $H_0$  is accepted if sig. (2-tailed) > 0.05.
4. The data from the questionnaire were analyzed using percentages and were described descriptively (Sudijono, 2015).
- $P = F/N \times 100\%$

Where:

P : Percentage figures.

F : Number of respondents who answered alternative answers.

N : Number of samples



## CHAPTER IV

### FINDING AND DISCUSSION

#### A. Findings

There are two objectives in this research. First, this research aims to find out the effectiveness of using PWIM to write a descriptive text. The second is to know the students' difficulties in writing descriptive text. These research findings consist of the description of data analysis, the inferential data analysis, the test of the hypothesis, and the students' difficulties in writing descriptive text.

#### 1. Descriptive of Data Analysis

- a. The students' scores in pre-test and post-test of experimental group and controlled group at the third grade students of SMPN 2 Baraka.

**Table 3**  
**The Result of the Pre-test and Post-test of Experimental and Controlled groups**

No	Respondents	Experimental Class		Controlled Class	
		Pre-test	Post-test	Pre-Test	Post-Test
1	Students1	46	80	40	40
2	Students2	40	75	40	64
3	Students3	40	69	40	69
4	Students4	60	79	40	60
5	Students5	40	69	56	60
6	Students6	40	63	40	50
7	Students7	60	80	52	74
8	Students8	60	80	40	60
9	Students9	40	80	40	54
10	Students10	40	69	40	50
11	Students11	40	59	40	54
12	Students12	40	68	40	65
13	Students13	40	70	60	80
14	Students14	64	80	60	79
15	Students15	51	68	40	52

16	Students16	49	60	46	60
17	Students17	60	75	52	73
18	Students18	51	60	46	69
19	Students19	55	80	50	65
20	Students20	49	75	46	70
Average		48.25	71.95	45.4	62.4
Description		Poor	Good	Poor	Fair

Based on table 3 above, it can be concluded that the results of the pre-test and post-test experimental group increased after being given treatment (PWIM). Before being given treatment the average score of students during the pre-test was 48.25, while after being given treatment the average score of students during the post-test was 71.95. It can be concluded that there is an increase after being given treatment.

The results of the pre-test and post-test of the controlled group also increased by using the existing method. Before being given treatment the average score of students during the pretest was 45.4, while after being given treatment the average score of the students at the post-test was 62.4.

- b. The Mean Score and Standard Deviation of Students in Experimental and Controlled groups

**Table 4**  
**Descriptive Statistics**

	N	Minimum	Maximum	Mean	Std. Deviation
Pre-Test Eksperimen	20	40	64	48.25	8.825
Post-Test Eksperimen	20	59	80	71.95	7.473
Pre-Test Kontrol	20	40	60	45.40	7.141
Post-Test Kontrol	20	40	80	62.40	10.450
Valid N (listwise)	20				

## 2. Analysis Inferential of Data

### a. Normality of Test

Normality test is conducted to determine whether the sample is normal or not. In the normality test, the researcher used SPSS 26. The sample is normal when the significant value is greater than 0.05 ( $\text{sig} > 0.05$ ).

**Table 5**  
**Normality Test of Sample Distribution**  
**One-Sample Kolmogorov-Smirnov Test**

		Unstandardized Residual
N		40
Normal Parameters <sup>a,b</sup>	Mean	.0000000
	Std. Deviation	13.59783583
Most Extreme Differences	Absolute	.121
	Positive	.121
	Negative	-.083
Test Statistic		.121
Asymp. Sig. (2-tailed)		.005 <sup>c</sup>
Exact Sig. (2-tailed)		.175
Point Probability		.000

a. Test distribution is Normal.

b. Calculated from data.

c. Lilliefors Significance Correction.

Based on table 5 the results of the normality test above, the significant value of the pre-test and post-test experimental group and controlled group was  $0.175 > 0.05$ . It means that the samples were normally distributed because the significance value was greater than 0.05.

### b. Homogeneity Test of Post-Test

Homogeneity test aims to determine whether a data variance from two or more groups is homogeneous or heterogeneous. The data is homogeneous if the significant value is greater than 0.05 and the data is heterogeneous if the significance value  $< 0.05$ . In this homogeneity test, the researcher used SPSS 26.

**Table 6**  
**Homogeneity Test of Post-Test**  
**Test of Homogeneity of Variances**

		Levene			
		Statistic	df1	df2	Sig.
Hasil Belajar Siswa	Based on Mean	1.619	1	38	.211
	Based on Median	1.602	1	38	.213
	Based on Median and with adjusted df	1.602	1	30.911	.215
	Based on trimmed mean	1.614	1	38	.212

The table above shows that based on mean post-test of the experimental group and controlled group have a significance of 0.211, so it can be concluded that the variance of the experimental group and controlled group was much different and homogeneous because the significance value was greater than 0.05.

### c. Test of Hypothesis

The researcher used a T-test to know the effectiveness of whether there is a significant difference in the result of the post-test in experimental and controlled groups.

- 1)  $H_1$  is accepted if sig. (2-tailed)  $< 0.05$ .
- 2)  $H_0$  is accepted if sig. (2-tailed)  $> 0.05$ .

**Table 7**  
**Test of Hypothesis**

		Levene's Test for Equality of Variances		t-test for Equality of Means			95% Confidence Interval of the Difference			
		F	Sig.	t	df	Sig. (2-tailed)	Mean Difference	Std. Error Difference	Lower	Upper
Hasil Belajar Siswa	Equal variances assumed	1.619	.211	3.324	38	.002	9.550	2.873	3.735	15.365
	Equal variances not assumed			3.324	34.404	.002	9.550	2.873	3.715	15.385

The table above shows that Sig (2-tailed) is  $0.002 < 0.05$ , so it can be concluded that  $H_0$  was rejected and  $H_1$  was accepted. The mean score of the post-test experimental group was higher than the mean score of the controlled group by taking look at the mean difference is 9.550. It means using PWIM in teaching descriptive text was effective in improving students' writing descriptive text.

### 3. The Difficulties Faced by The Students in writing Descriptive Text

To find out the students' difficulties in writing descriptive text, the researcher administered the questionnaire to the students, and the researcher analyzed the students' answers to the questionnaire to find out the difficulties that students faced in writing descriptive text. Then the result of the questionnaire can be seen clearly in the following table:

**Table 8**  
**The Students' Difficulty in Writing Descriptive Text Based on the Topic Given.**

The Students' difficulty in writing descriptive text based on the topic given.			
No	Opinion	Frequency	Percentage
1	Lack of vocabulary	4	10%
2	Difficult to develop the topic	10	25%

3	Difficult to write proper words and sentence	26	65%
Total		40	100%

The table above shows that there are 3 problems that the students faced in writing descriptive text based on the topic given: lack of vocabulary, difficulty to develop the topic, and difficulty to write proper words and sentences. Based on the table above, it can be concluded that the students lack of vocabulary were 10%, difficult to develop the topic were 25%, and 65 % of the students were difficult to write proper words and sentences.

**Table 9**  
**The Students' Difficulty in Using Appropriate Grammar**

The students' difficulty in using appropriate grammar			
No	Opinion	Frequency	Percentage
1	Simple present tense	11	27.5%
2	Adjective	5	12.5%
3	Adverb	24	60%
Total		40	100%

The table above shows that students had difficulty in writing descriptive text based on using appropriate grammar. 27.5%, in using the simple present tense, 12.5% in using an adjective, and 60% in using an adverb.

**Table 10**  
**The Students' Difficulty in Using Simple Present Tense in Writing Descriptive Text**

The students' difficulty in using simple present tense in writing descriptive text			
No	Opinion	Frequency	Percentage
1	Verb choice	13	32.5%
2	Use of do and does	9	22.5%
3	Not understand how to use the verb	18	45%
Total		40	100%



The table above shows that there were 32.5% of students that faced difficulty in using verb choice, 22.5% of students had difficulty in using do and does, and 45% of students did not know how to use the verb.

**Table 11**  
**The Students' Difficulty in Using the Adjective in Writing Descriptive Text**

The students' difficulty in using the adjective in writing descriptive text			
No	Opinion	Frequency	Percentage
1	Lack of adjective-related vocabulary	7	17.5%
2	Use of am, is, and are	9	22.5%
3	Difficult to distinguish between adjectives and adverbs	24	60%
Total		40	100%

The table above shows that the students' difficulty in using an adjective in writing descriptive text. Most of the students (60%) were difficult to distinguish between adjectives and adverbs. (22.5%) also had difficulty in using to be (am, is, are) in writing and there were 17.5% of students had difficulty in writing because they lack of vocabulary about the adjective.

**Table 12**  
**The Students' Difficulty in Using the Adverb in Writing Descriptive Text**

The students' difficulty in using the adverb in writing descriptive text			
No	Opinion	Frequency	Percentage
1	Lack of adverb-related vocabulary	15	44%
2	Not understand how to use an adverb	25	56%
Total		50	100%

Table 12 showed that the students (44%) had difficulty in writing descriptive text because of a lack of vocabulary about adverbs, 56% of students did not understand how to use an adverb in writing descriptive text, and most of

the students were difficult to write descriptive text because they did not know how to use adverbs.

**Table 13**  
**The Students' Difficulty in Using the Correct English Word Spelling.**

The students' difficulty in using the correct English word spelling.			
No	Opinion	Frequency	Percentage
1	Difficult without seeing a dictionary	20	50%
2	Lack of English vocabulary	20	50%
Total		40	100%

Table 13 shows that the students had difficulty in using the correct English word spelling. 50% of the students had difficulty in writing descriptive text because they lack of English vocabulary and the students (50%) also had difficulty in writing English words without seeing a dictionary.

**Table 14**  
**The Students' Difficulty in Using Capital Letters in Writing Descriptive Text**

The students' difficulty in using capital letters in writing descriptive text			
No	Opinion	Frequency	Percentage
1	Rarely pay attention to the capital letter in writing	22	55%
2	Not understanding when to use a capital letter	18	45%
Total		40	100%

Based on the table above the students (55%) rarely pay attention to using capital letters in writing and 45% of the students did not understand how to use capital letters. It means that the students had difficulty in using capital letters in writing descriptive text.

**Table 15**  
**The students' difficulty in using proper punctuation in writing**  
**descriptive text**

The students' difficulty in using proper punctuation in writing descriptive text			
No	Opinion	Frequency	Percentage
1	Comma	28	70%
2	Full stop	12	30%
Total		40	100%

Table 16 shows that most of the students (70%) did not understand how to use commas in writing and 30% of the students did not pay attention in using full stops when they were writing.

## **B. Discussion**

### **1. The Effectiveness of Using PWIM Media in Learning to Write a Descriptive Text**

The result of this study shows that using PWIM media in teaching descriptive text is effective in improving students' ability in writing descriptive text. As we can see in the findings above that before giving treatment to both experimental and controlled groups, the researcher administered a pre-test to measure students' ability before treatment. The mean score of the experimental group is 48.25, while the mean score of the controlled group is 45.4. It can be concluded that there is no significant difference between the experimental group and the controlled group in the pre-test.

After being given treatment, the students' scores in the experimental group (PWIM) are higher than in the controlled group (existing method). The mean of the experimental group is 71.95 and the mean of the controlled group is 62.4 with

the mean difference being 9.50. Also, the result of the T-test shows that sig. (2-tailed) is smaller than 0.05, it means that  $H_1$  is accepted. In other words, there is a significant difference in students' scores in post-test after applying PWIM media in teaching descriptive text.

This study result is in line with Meliasari et al (2018) who revealed that using PWIM in teaching descriptive text is more effective in improving students' ability in writing descriptive text and the students are more active and have a high interest in writing descriptive text. Meanwhile, Rachel & Samban, (2022) state that PWIM is one of the media that teachers can use in teaching descriptive text to improve the students' ability to write descriptive text and the students more enjoy the class and pay attention. This study is also supported by Brown (2019) who said that using picture-cued tasks as media in teaching writing can make the students easier to develop their ideas and improve their vocabulary mastery.

Based on the findings and previous studies above it can be concluded that PWIM is effective media in improving students' writing ability, also it can increase students' interest and motivation in the learning process. The students are more enthusiastic and active in the learning process. Picture word inductive model (PWIM) media also helps the students to get information and develop their ideas in writing descriptive text.

## **2. The Problems Faced by the Students in Writing Descriptive Text**

The objective of this research is to know the students' difficulties in writing descriptive text. The researcher uses a questionnaire to find out the data

about the students' difficulties in writing. The result of the questionnaire shows that the students faced some difficulties in writing descriptive text.

First, the students' difficulty in writing descriptive text based on the topic given. 10% of the students lack of vocabulary, 25% are difficult to develop the topic, and 65% are difficult to write proper words and sentences.

Second, the students' difficulty in using appropriate grammar. 27.5% of students do not know how to use simple presents, 12.5% because of adjectives and most of the students (60%) do not know about adverbs.

Third, the students' difficulty in using the simple present tense. There are 32.5% because of verb choice, 22.5% of the students do not know how to use do and does in making a sentence, and 45% of the students do not understand how to use the verb in writing.

Fourth, The students' difficulty in using the adjective. 17.5% of the students lack of adjective-related vocabulary, 22.5% of the students do not know how to use to be (am, is, are), and 60% of the students are difficult to distinguish between adjectives and adverbs.

Five, the students' difficulty in using an adverb. 44% of the students lack of vocabulary about adverbs and 56% of them do not understand how to use adverbs, which means that they get difficulty in writing because they do not know how to use an adverb.

Six, the students' difficulty in using the correct spelling. 50% of the students are difficult to write a correct word in English without seeing a dictionary and also 50% of the students lack of vocabulary so they face difficulty in writing.

Seven, the students' difficulty in using capital letters in writing descriptive text. 55% of the students rarely pay attention to capital letters in writing, and 45% do not understand how to use uppercase letters. It can be said that most students rarely pay attention to capital letters when they are writing.

The last, the students' difficulty in using proper punctuation in writing descriptive text. 70% of the students hardly pay attention to the use of commas in their writing and 30% of the students do not understand how to use a full stop in writing. It can be concluded that most students rarely pay attention to punctuation in writing.

This study result is also related to Husna & Multazim (2019), Their study find out that the students have difficulties in some aspects of writing. The first is mechanics; the students hardly pay attention to spelling, punctuation, and capitalization. This study is also supported by Byrne (1988) who states that there are three categories of problems that make writing difficult. These are psychological problems such as self-esteem and environment, linguistic problems such as grammar, vocabulary, and language use, and cognitive problems such as content problems and organization problems.

Based on the previous research above, it can be concluded that there is a similarity with this research that focuses on the students' difficulties in writing and

the difference is this research focus on students' difficulties in writing descriptive text. Meanwhile, in Husna & Multazim (2019), their research focuses on the students' difficulties in writing recount text.



## CHAPTER V

### CONCLUSION AND SUGGESTION

#### **A. Conclusion**

Based on the results of data analysis, research findings, and discussion in the previous chapter, the researcher concludes that:

1. Picture Word Inductive Model (PWIM) media is effective to be used in teaching descriptive text at the third grade students of SMPN 2 Baraka, Enrekang Regency.
2. Some problems that the students faced in writing descriptive text are the aspect of grammar, vocabulary, and punctuation, and the students also hard to develop the topic.

#### **B. Suggestions**

Based on the results obtained in this study, the researcher suggests the following:

1. For the teachers: The researcher hopes that teachers can try to apply PWIM in teaching English subjects, especially in writing descriptive text to improve student learning outcomes and increase students' interest and activeness in learning.
2. For the next researchers: This research is not perfect yet, but the researcher hopes that the next researchers will apply PWIM to other subjects such as recount text, producers text, etc.



## BIBLIOGRAPHY


- Arikunto, Suharsimi. *Prosedur Penelitian Suatu Pendekatan Praktek*. Jakarta: PT. Rineka Cipta. 2006.
- Beniario, & Joni, S. (2021). The Effect of Picture Word Inductive Model Strategy on Students' Writing Skill in Descriptive text. *Journal Inovasi Pendidikan* Vol. 8. No 2, November 2021
- Brown, H. D. (2019). *Language Assessment Principles and Classroom Practis*. Longman.
- Byrne, Donn. 1988. *Teaching Writing Skills*.
- Calhoun, E. F. (1999). *Teaching Beginning Reading and Writing With The Picture Word Inductive Model*.
- Daulay, I. K., & Asrul, N. (2021). The Effect of Media Guessing Game Towards University Students' Writing Ability on Descriptive Text Local Tourism Content. *English Review: Journal of English Education*, 9(2), 397–408.
- Dirgeyasa, I. W. (2016). *College Academic Writing A Genre-Based Perspective*. Prenadamedia Group.
- Ermita, M., Emzir, E., & Lustyantie, N. (2019). Picture Word Inductive Model for Better Descriptive Text Writing. *Indonesian EFL Journal*, 5(2), 73. <https://doi.org/10.25134/ieflj.v5i2.1736>
- Febriyanti, M., Syahri, I., & Mulyadi. (2021). The Influence of Applying Picture Word Inductive Model (PWIM) and Learning Motivation Towards the Students' Writing Interest on Descriptive Text at SMP Negeri 1 Sembawa. *Jurnal Pendidikan tambusai* Vol. 05 No 1.
- Heaton, J. B. (1988). *Writing English Language Tests*. Longman Handbook for Language Teachers.
- Husna, A., & Multazim, A. (2019). LET: Linguistics, Literature and English Teaching Journal Students' Difficulties In Writing Recount Text At Inclusion Classes (Vol. 9, Issue 1). <http://jurnal.uin-antasari.ac.id/index.php>
- Hyland, K. (2004). *Second Language Writing* (C. U. Press (ed.)).
- Ismayanti, E., & Kholiq, A. (2020). An Analysis of Students' Difficulties in Writing Descriptive Text. *E-Link Journal* Vol. 7 No. 1.
- Kadir, M. F. G. (2019). *Students' Ability And Difficulties In Writing Descriptive Text At Third Semester At Muhammadiyah University Of Makassar*. Thesis. English Education Department Faculty Of Teacher Training And Education Muhammadiyah University Of Makassar
- Mahdiya, M. A., & Murtiningsih, S. (2020). Improving The Students' Writing skill in Descriptive text Through Picture Word Inductive Model (PWIM). *jurnal Pendidikan Bahasa Inggris*, Vol.08 No 2 .

- Meliasari, R., Ngadiso, N & Marmanto, S. (2018). The Picture Word Inductive Model: Its Effectiveness to Teach Writing Viewed from Students' Interest. *International Journal of Language Teaching and Education*, 2(3),248-258. <https://doi.org/10.22437/ijolte.v2i3.5697>
- Mirawati. (2021). The Effect of Picture Cued Task on The Second Grade Students' Writing Skills in Descriptive Text of MTS Madani Alauddin Pao-Pao. Thesis. English Education Department Tarbiyah And Teaching Science Faculty Alauddin State Islamic University Of Makassar
- Nasihin, S., Palapa, S., Lombok, N., Kunci, K., Pendidikan, S., & Al-Alaq, S. (2020). Sistem Pendidikan Qur'an (Studi Surah Al-'Alaq ayat 1 sampai dengan In Jurnal Pendidikan dan Dakwah (Vol. 2, Issue 1). <https://ejournal.stitpn.ac.id/index.php/pandawa>
- Nurhayati, Karim, S. A., Budiarti, & Sudiro, S. (2022). Tenth Grade Students' Ability in Writing Descriptive Text Using Magic Card. *Journal of Teaching & Education*, Vol. 4 No., 18.
- Nuryadi, Astuti, T. D., Utamsi, E. S., & Budiantara. m. (2017). *Dasar-Dasar Statistik Penelitian*. Sibuku Media.
- Pardiyono. *Teaching Genre-Based Writing*. Yogyakarta: Penerbit Andi, 2007.
- Rachel, R., & Samban, M. (2022). Using the Picture Word Inductive Model (PWIM) to Write Descriptive Text. *Journal of Ethical Lingua*, Vol. 9, No. 1.
- Rossawati, & Al Halim, M. L. (2021). The Effectiveness Of Using Peer Feedback On Students' Writing Descriptive Text. *Journal of English Education and Technology*, 02(02), 10.
- Rosyada, A., & Febriyanti, R. H. (2020). Evaluating PWIM and GTM in Teaching English Basic Structure for EFL Undergraduates. *Tadris: Jurnal Keguruan Dan Ilmu Tarbiyah*, 5(2), 275–285. <https://doi.org/10.24042/tadris.v5i2.6216>
- Rukminingsih, Adnan, G., & Latief, M. A. (2020). Metode Penelitian Pendidikan. Penelitian Kuantitatif, Penelitian Kualitatif, Penelitian Tindakan Kelas. In *Journal of Chemical Information and Modeling* (Vol. 53, Issue 9).
- Santika. (2018). 'The Effect Of Applying Picture Word Inductive Model (PWIM) on the Students' Achievement in Writing Descriptive Text'. Thesis. Faculty Of Teacher Training And Education. University Of Muhammadiyah Sumatera Utara Medan
- Sudijono, A. (2015). *Pengantar Statistika Pendidikan*. Jakarta: PT Raja Grafindo Persada.
- Sugiyono. (2013). *Metode Penelitian Kuantitatif, Kualitatif dan R&D*. Alfabeta.
- Sutra, R. (2020). The Use of Picture Word Inductive Model (PWIM) in Teaching Writing Descriptive Text at The Second Grade of Administrasi Perkantoran of SMKN 4 Pinrang. Thesis. English Education Program

Tarbiyah Faculty State Islamic Institute (IAIN) Pare-Pare.

Yusrina. (2020). The Effect of Using WH-Question in Improving Students' Writing Skill at Second Grade of SMPN 7 Anggeraja. Thesis. English Education Department Tarbiyah And Teaching Science Faculty Alauddin State Islamic University Of Makassar

Zaqiyah, Y., Setyorini, Y., & Indriyanti, C. (2019). Improving Students ' Writing Skill In Descriptive Text through Picture Word Inductive Model. 1–7. jurnal Prosiding Seminar Nasional Pendidikan STKIP Kusuma Negara.



## APPENDIX 1

### (Pre-test)

#### A. Identity:

School : SMPN 2 Baraka  
Subject : English  
Theme : Describing people  
Groups : Experimental and controlled group  
Meeting : 1  
Duration : 2 x 30 minutes

#### B. Instructional Object:

The students will be able to write a descriptive text.

#### C. Teaching Procedures:

1. Opening (10 minutes)
  - a. The teacher asks the students to take a piece of paper.
  - b. The teacher asks the students to write down their names.
  - c. The teacher asks the students to not look up the dictionary, handphone, or book.
  - d. The teacher asks the students to do the assignment.
2. Main activity (45 minutes)
  - a. The students do their assignments individually based on the teacher's instructions.
  - b. Every student is asked to write a descriptive text.
3. Closing (5 minutes)

The teacher asks the students to learn about the descriptive text at home and then closes the meeting.

## LESSON PLAN

### (Treatment)

#### A. Identify

School : SMPN 2 Baraka  
Subject : English  
Theme : Descriptive text  
Group : Experimental  
Meeting : 2  
Duration : 2 x 30 minutes

#### B. Goal:

- The students will be able to understand the definition of descriptive text.
- Understand the purpose of descriptive text and the type of descriptive text.
- Understanding generic structure and language features of descriptive text.

#### C. Media: Gambar (Raffi Ahmad)

#### D. Teaching procedures:

1. Opening (10 minutes)
  - a. The teacher says greeting to the students
  - b. The teacher checks the students' attendance list.
  - c. The teacher asks the students about the previous lesson.
2. Main activity (40 minutes)
  - a. The teacher explains the descriptive text.
  - b. The teacher explains the type of descriptive text
  - c. The teacher gives an example of describing people and explains the generic structure and language features of descriptive text.
  - d. The teacher asks students to explain again the definition of descriptive text, the purpose, and the type of descriptive text.

- Closing (10 minutes): The teacher asks the students to learn about the descriptive text in their homes

**E. Teaching Materials:** Descriptive Text

- Definition: Descriptive text is a text to describe a particular person, place, or thing.
- Purpose: To tell the readers specific information about a thing, person, and place.
- Generic Structure:
  - Identification
  - Description
- Language Feature:
  - Simple Present Tense
  - Adjective
  - Adverb
  - Use a linking verb (is, are, am)

➤ Simple Present Tense:

Verbal Simple Present Tense

+	Subject + V1(s/es) + Object
-	Subject + Do/Does + Not + V1+ Object
?	Do/Does + Subject + V1 +?

Example:

- Raffi likes to buy expensive cars.
- He wears a watch.
- I have a beautiful face.
- He doesn't like to buy expensive cars.
- Does he wear a watch?

## Nominal Simple Present Tense

+	Subject + To Be (am, is, are) + Adjective, Noun, Adverb + Object
-	Subject + To Be (am, is, are) +Not+ Adjective, Noun, adverb + Object
?	To Be (am, is, are) + Subject + Adjective, Noun Adverb +?

### Example:

- He is a handsome guy.
- He is 35 years old.
- He is very friendly and kind.
- He is not handsome
- Is he handsome?

### 5. Example: Raffi Ahmad



Rafi Ahmad was born on 17 February 1987 in Bandung. He is 35 years old. He is a presenter, comedian, singer, and famous actor in Indonesia.

Raffi has a tall body. His height is about 170 cm. He is a handsome man with beautiful black eyes, brown skin, and a pointed nose. He is very kind and friendly. He is very humble to the people around him. Also, he is a loyal, optimistic, and humorous person.

## LESSON PLAN

### (Treatment)

#### A. Identity

School : SMPN 2 Baraka  
Subject : English  
Theme : Descriptive text  
Group : Experimental  
Meeting : 3  
Duration : 2 x 30 minutes

#### B. Goal:

- Understanding how to use the PWIM to write a descriptive text.
- The students can write a simple descriptive text about people.

#### C. Media: Gambar (Raffi Ahmad)

#### D. Teaching procedures

1. Opening (10 minutes)
  - a. The teacher says greetings to the students.
  - b. The teacher checks the students' attendance list.
  - c. The teacher asks the students about the previous lesson.
2. Main activity (40 minutes)
  - a. The teacher explains PWIM media and how to use it in writing descriptive text.
  - b. The teacher gives an example of PWIM media.
  - c. The students identify the picture and label the picture.
  - d. The teacher read aloud the word in the picture.
  - e. The students read aloud the word in the picture.
  - f. The teacher gives examples of how to make descriptive text based on the picture.

#### 3. Closing (10 minutes)

The teacher asks the students to learn more about the descriptive text



### E. Teaching Material: Describing People

1. Definition: Descriptive text is a text to describe a particular person, place, or thing.
2. Purpose: To tell the readers specific information about a thing, person, and place.
3. Generic Structure:
  - Identification
  - Description
4. Language Feature:
  - Simple Present Tense
  - Adjective
  - Adverb
  - Use a linking verb (is, are, am)

#### ➤ Simple Present Tense:

##### Verbal Simple Present Tense

+	Subject + V1(s/es) + Object
-	Subject + Do/Does + Not + V1+ Object
?	Do/Does + Subject + V1 +?

##### Example:

- Raffi likes to buy expensive cars.
- He wears watch
- I have a beautiful face
- He doesn't like to buy expensive cars
- Does he wear a watch?

##### Nominal Simple Present Tense

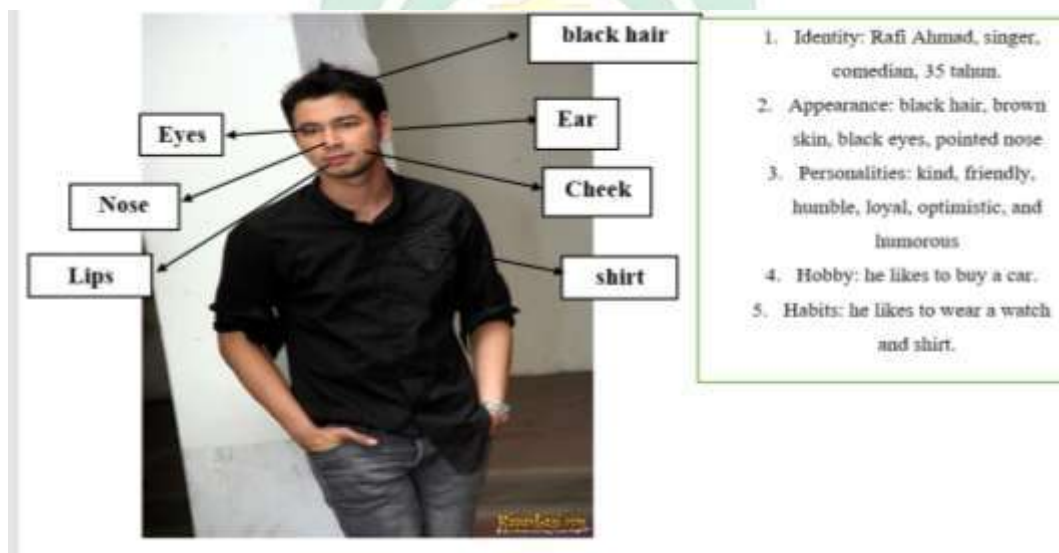
+	Subject + To Be (am, is, are) + Adjective, Noun, Adverb + Object
-	Subject + To Be (am, is, are) +Not+ Adjective,

	Noun, adverb + Object
?	To Be (am, is, are) + Subject + Adjective, Noun Adverb +?

Example:

- He is a handsome guy.
- He is 35 years old.
- He is very friendly and kind.
- He is not handsome
- Is he handsome?

5. Example: Raffi Ahmad



Rafi Ahmad was born on 17 February 1987 in Bandung. He is 35 years old. He is a presenter, comedian, singer, and famous actor in Indonesia.

Raffi has a tall body. His height is about 170 cm. He is a handsome man with beautiful black eyes, brown skin, and a pointed nose. He is very kind and friendly. He is very humble to the people around him. Also, he is a loyal, optimistic, and humorous person.

## LESSON PLAN

### (Treatment)

#### A. Identity

School	: SMPN 2 Barakah
Subject	: English
Theme	: Descriptive text
Group	: Experimental
Meeting	: 4
Duration	: 2 x 30 minutes

#### B. Goal:

- Understand simple present tense.
- The students are expected to be able to make simple present tense.

#### C. Media: Gambar (Raffi Ahmad)

#### D. Teaching Procedures:

1. Opening (10 minutes)
  - a. The teacher says greeting to the students.
  - b. The teacher checks the students' attendance list.
  - c. The teacher asks the students about the previous lesson.
2. Main activity (40 minutes)
  - a. The teacher explains the simple present tense.
  - b. The teacher gives an example of a simple present tense.
  - c. The teacher asks the students to make simple present tense.
3. Closing (10 minutes)

The teacher asks the students to learn more about simple present tense and write 5 simple present tenses at their home. And then closing the meeting today.

#### E. Teaching Materials: Describing People

1. Definition: Descriptive text is a text to describe a particular person, place, or thing.

2. Purpose: To tell the readers specific information about a thing, person, and place.
3. Generic Structure:
  - Identification
  - Description
4. Language Feature:
  - Simple Present Tense
  - Adjective
  - Adverb
  - Use a linking verb (is, are, am)
  - Simple Present Tense:

#### Verbal Simple Present Tense

+	Subject + V1(s/es) + Object
-	Subject + Do/Does + Not + V1+ Object
?	Do/Does + Subject + V1 +?

#### Example:

- Raffi likes to buy expensive cars.
- He wears a watch.
- I have a beautiful face.
- He doesn't like to buy expensive cars.
- Does he wear a watch?

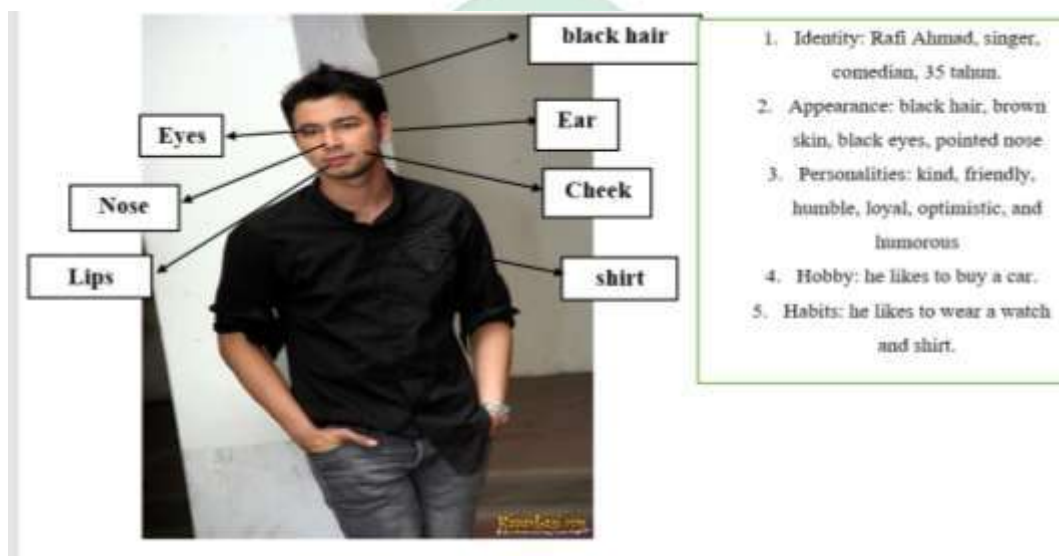
#### Nominal Simple Present Tense

+	Subject + To Be (am, is, are) + Adjective, Noun, Adverb + Object
-	Subject + To Be (am, is, are) +Not+ Adjective, Noun, adverb + Object
?	To Be (am, is, are) + Subject + Adjective, Noun Adverb +?

Example:

- He is a handsome guy.
- He is 35 years old.
- He is very friendly and kind.
- He is not handsome
- Is he handsome?

5. Example: Raffi Ahmad



Rafi Ahmad was born on 17 February 1987 in Bandung. He is 35 years old. He is a presenter, comedian, singer, and famous actor in Indonesia.

Raffi has a tall body. His height is about 170 cm. He is a handsome man with beautiful black eyes, brown skin, and a pointed nose. He is very kind and friendly. He is very humble to the people around him. Also, he is a loyal, optimistic, and humorous person.

## LESSON PLAN

### (Treatment)

#### A. Identity

School : SMPN 2 Baraka  
Subject : English  
Theme : Descriptive text  
Group : Experimental  
Meeting : 5  
Duration : 2 x 30 minutes

#### B. Goal:

- The students know to use an adjective and adverb.

#### C. Media: Gambar (Raffi Ahmad)

#### D. Teaching procedures:

1. Opening (10 minutes)
  - a. The teacher says greeting to the students.
  - b. The teacher checks the students' attendance and their assignment.
  - c. The teacher asks about the previous student's lesson.
2. Main activity (40 minutes)
  - a. The teacher explains the adjective.
  - b. The teacher gives an example of the adjective.
  - c. The teacher asks the students to write the vocabulary about the adjective.
  - d. The teacher asks the students to make a simple sentence using an adjective.
3. Closing (10 minutes)

The teacher asks the students to learn more about descriptive text and the closing of the meeting today.

#### E. Teaching Materials: Descriptive Text

1. Definition: Descriptive text is a text to describe a particular person, place, or thing.

2. Purpose: To tell the readers specific information about a thing, person, and place.

3. Generic Structure:

- Identification
- Description

4. Language Feature:

- Simple Present Tense
- Adjective
- Adverb
- Use a linking verb (is, are, am)

➤ Simple Present Tense:

Verbal Simple Present Tense

+	Subject + V1(s/es) + Object
-	Subject + Do/Does + Not + V1+ Object
?	Do/Does + Subject + V1 +?

Example:

- Raffi likes to buy expensive cars.
- He wears watch
- I have a beautiful face
- He doesn't like to buy expensive cars
- Does he wear a watch?

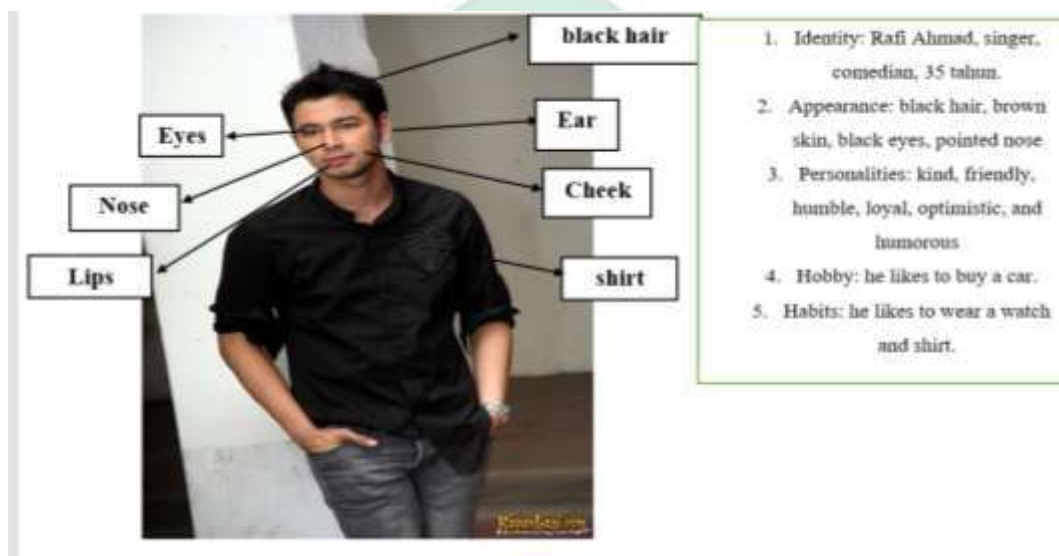
Nominal Simple Present Tense

+	Subject + To Be (am, is, are) + Adjective, Noun, Adverb + Object
-	Subject + To Be (am, is, are) +Not+ Adjective, Noun, adverb + Object
?	To Be (am, is, are) + Subject + Adjective, Noun Adverb +?

Example:

- He is a handsome guy.
- He is 35 years old.
- He is very friendly and kind.
- He is not handsome
- Is he handsome?

5. Example: Raffi Ahmad



Rafi Ahmad was born on 17 February 1987 in Bandung. He is 35 years old. He is a presenter, comedian, singer, and famous actor in Indonesia.

Raffi has a tall body. His height is about 170 cm. He is a handsome man with beautiful black eyes, brown skin, and a pointed nose. He is very kind and friendly. He is very humble to the people around him. Also, he is a loyal, optimistic, and humorous person.



## LESSON PLAN

### (Treatment)

#### A. Identity

School : SMPN 2 Baraka  
Subject : English  
Theme : Descriptive text  
Group : Experimental  
Meeting : 6  
Duration : 2 x 30 Minutes

**B. Goal:** Understand to make a paragraph using PWIM media.

**C. Media:** Gambar (Ibu Tika Nurjannah)

#### D. Teaching procedures:

1. Opening (10 minutes)
  - a. The teacher says greeting to the students.
  - b. The teacher checks the students' attendance list.
  - c. The teacher asks the students about the previous lesson.
2. Main activity (40 minutes)
  - a. The teacher divides the students into 2 groups and gives some pictures.
  - b. The teacher asks them to identify and label the pictures.
  - c. Each group writes a phrase and simple sentence.
3. Closing (10 minutes)

The teachers ask the students to learn more about descriptive text and then close the meeting today.

#### E. Teaching Material:

1. Definition: Descriptive text is a text to describe a particular person, place, or thing.
2. Purpose: To tell the readers specific information about a thing, person, and place.
3. Generic Structure:

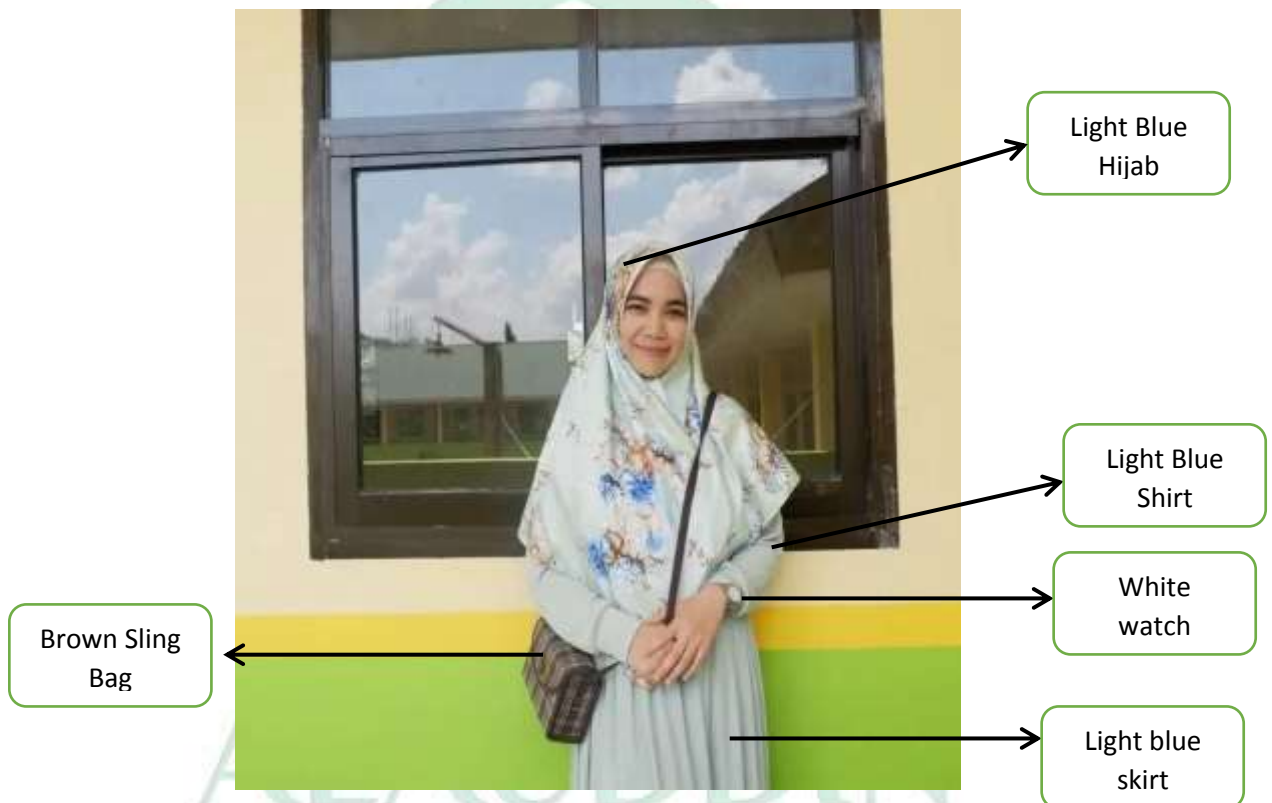
- Identification

- Description

4. Language Feature:

- Use a linking verb ( is, are)
- Use adjectives (beautiful, nice, sweet)
- Use adverbs ( too, so, very, extremely)
- Use simple present tense (like, cook, read)

5. Example: Gambar (Ibu Tika Nur Jannah)




1. Identity: Tika Nur Jannah, teacher, 32 years old, Pasui.
2. Appearance: beautiful, tall, slim, flat nose, white skin, black eyes, red lips.
3. Personalities: smart, polite, kind, friendly, patient, diligent.
4. Hobbies: reading, cooking.
5. Habits: always smiles, she likes to wear a sling bag, skirt, and watch.

### My Favorite Teacher

I have a favorite teacher. Her name is Tika Nur Jannah. She teaches Art and she is from Pasui. Now she is 32 years old but she still looks young.

She has beautiful black eyes, a beautiful smile, and white skin. She is a very patient teacher. She always smiles and she is so friendly to her students. She is never mad at her students. Also, she is very smart, polite, and diligent.

Her hobbies are cooking and reading. She is good at cooking. She likes to wear a white watch and a sling bag as well. She wears a hijab and it is so suitable for her. She also always wears a skirt and shirt. She likes to match the color of her outfit



## LESSON PLAN

### (Treatment)

#### A. Identity

School : SMPN 2 Baraka  
Subject : English  
Theme : Descriptive text  
Group : Experimental  
Meeting : 7  
Duration : 2 x 60 minutes

**B. Goal:** The students will be able to make descriptive text (describing people)

**C. Media:** Gambar (Ibu Tika Nurjannah)

#### D. Teaching Procedure:


1. Opening (10 minutes)
  - a. The teacher says greeting to the students.
  - b. The teacher checks the student's attendance.
  - c. The teacher asks the students about the previous lesson.
2. Main activity (40 minutes)
  - a. The teacher gives the student picture.
  - b. The teacher gives an example of how to make paragraphs and simple descriptive text based on the picture.
  - c. The teacher asks the students to make simple descriptive text based on the picture that the teacher gives.
3. Closing (10 minutes)

The teacher asks the students to learn more about descriptive text and how to make simple sentences and paragraphs.

#### E. Teaching Material

1. Definition: Descriptive text is a text to describe a particular person, place, or thing.

2. Purpose: To tell the readers specific information about a thing, person, and place.
3. Generic Structure:
  - Identification
  - Description
4. Language Feature:
  - Use a linking verb ( is, are)
  - Use adjectives (beautiful, nice, sweet)
  - Use adverbs ( too, so, very, extremely)
  - Use simple present tense (like, cook, read)
5. Example: Gambar (Ibu Tika Nur Jannah)



1. Identity: Tika Nur Jannah, teacher, 32 years old, Pasui.
2. Appearance: beautiful, tall, slim, flat nose, white skin, black eyes, red lips.
3. Personalities: smart, polite, kind, friendly, patient, diligent.

4. Hobbies: reading, cooking.
5. Habits: always smiles, she likes to wear a sling bag, skirt, and watch.

#### My Favorite Teacher

I have a favorite teacher. Her name is Tika Nur Jannah. She teaches Art and she is from Pasui. Now she is 32 years old but she still looks young.

She has beautiful black eyes, a beautiful smile, and white skin. She is a very patient teacher. She always smiles and she is so friendly to her students. She is never mad at her students. Also, she is very smart, polite, and diligent.

Her hobbies are cooking and reading. She is good at cooking. She likes to wear a white watch and a sling bag as well. She wears a hijab and it is so suitable for her. She also always wears a skirt and shirt. She likes to match the color of her outfit.



## LESSON PLAN

### (Treatment)

#### A. Identity

School : SMPN 2 Baraka  
Subject : English  
Theme : Descriptive text  
Group : Experimental Group  
Meeting : 8  
Duration : 2 x 30 minutes

**B. Goal:** The students will be able to write a descriptive text.

**C. Media:** Gambar (Annisa Novita Sari)

#### D. Teaching Procedure:

1. Opening (10 minutes)
  - a. The teacher says greeting to the students.
  - b. The teacher checks the students' attendance list.
  - c. The teacher asks the students about the previous lesson.
2. Main activity (40 minutes)
  - a. The teacher asks the students to open their notebooks and learn more about the descriptive text. The teacher gives 15 minutes to learn.
  - b. The teacher asks the students about the definition, purpose, generic structure, and language features of descriptive text.
3. Closing (10 minutes)

The teacher asks the students to learn how to make a good paragraph using PWIM media and then closes the class.

#### E. Teaching Material

1. Definition: Descriptive text is a text to describe a particular person, place, or thing.
2. Purpose: To tell the readers specific information about a thing, person, and place.

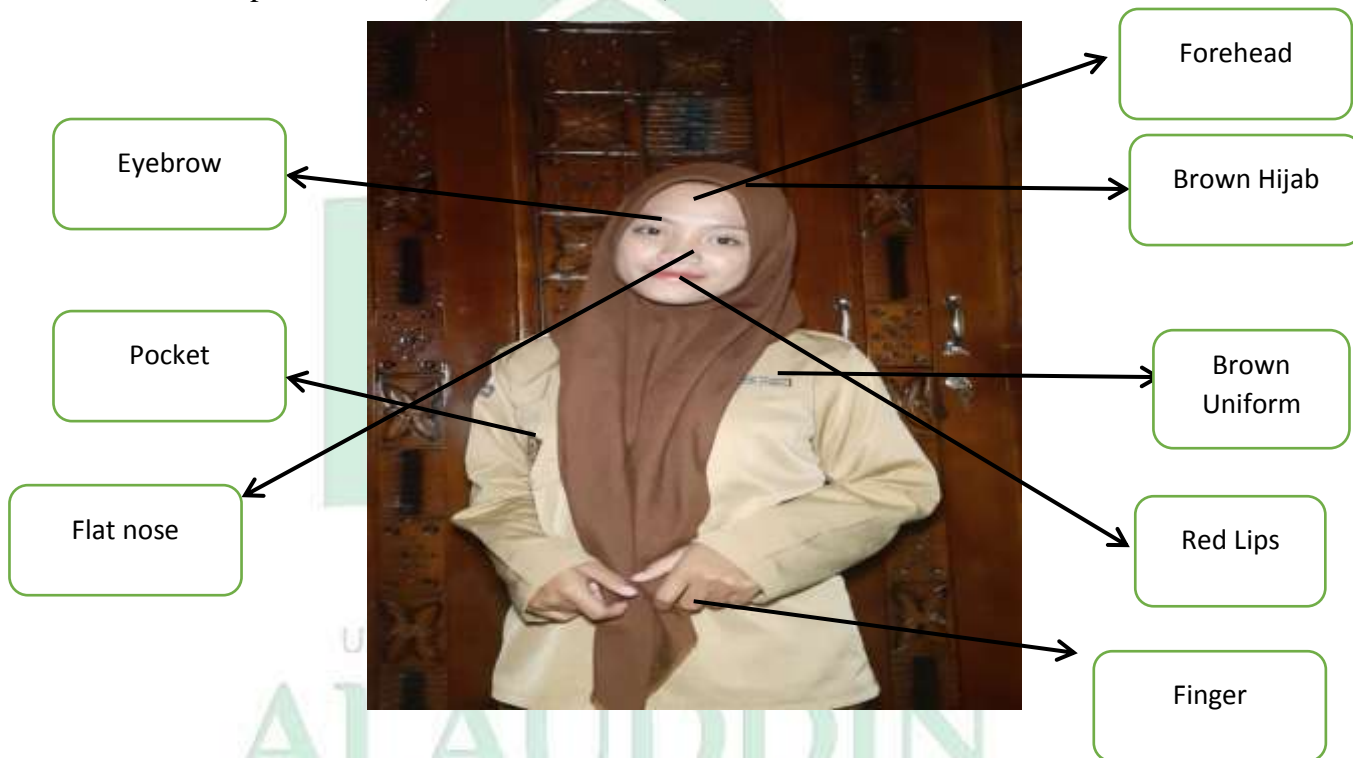
3. Generic Structure:

- Identification
- Description

4. Language Feature:

- Use a linking verb ( is, are)
- Use adjectives (beautiful, nice, sweet)
- Use adverbs ( too, so, very, extremely)
- Use simple present tense (like, cook, read)

5. Example: Gambar (Annita Novita sari)



1. Identity: Annisa Novita Sari, student, 13 years old.
2. Appearance: cute, beautiful, short, white, flat nose, slim.
3. Personalities: friendly, polite, smart, diligent, honest, disciplined.
4. Hobby: Reading.

My Classmate

I have a classmate. She is Annisa novita Sari. She is 13 years old. She is a beautiful girl and she is a good student.



She has beautiful black eyes, red lips, white skin, and a flat nose. She is so cute and pretty. Not only pretty, but she is also a very friendly, polite, and diligent person. She always helps her classmate and the people around her.



## LESSON PLAN

### (Treatment)

#### A. Identity

School : SMPN 2 Baraka  
Subject : English  
Theme : Descriptive text  
Group : Experimental  
Meeting : 9  
Duration : 2 x 30 minutes

**B. Goal:** The students will be able to write a descriptive text.

**C. Media:** Gambar (Annisa Novita Sari)

#### D. Teaching procedures:

1. Opening (10 minutes)
  - a. The teacher says greeting to the students
  - b. The teacher checks the students' attendance list.
  - c. The teacher asks the students about the previous lesson.
2. Main activity (40 minutes)
  - a. The teacher gives a picture to the students.
  - b. The teacher asks the students to write a descriptive text.
  - c. The teacher asks the students to exchange their tasks with their seatmates and asks them to determine generic structure and language features.
3. Closing (10 minutes)

The teacher asks to learn about the descriptive text and then close the meeting today.

#### E. Teaching Material

1. Definition: Descriptive text is a text to describe a particular person, place, or thing.
2. Purpose: To tell the readers specific information about a thing, person, and place.

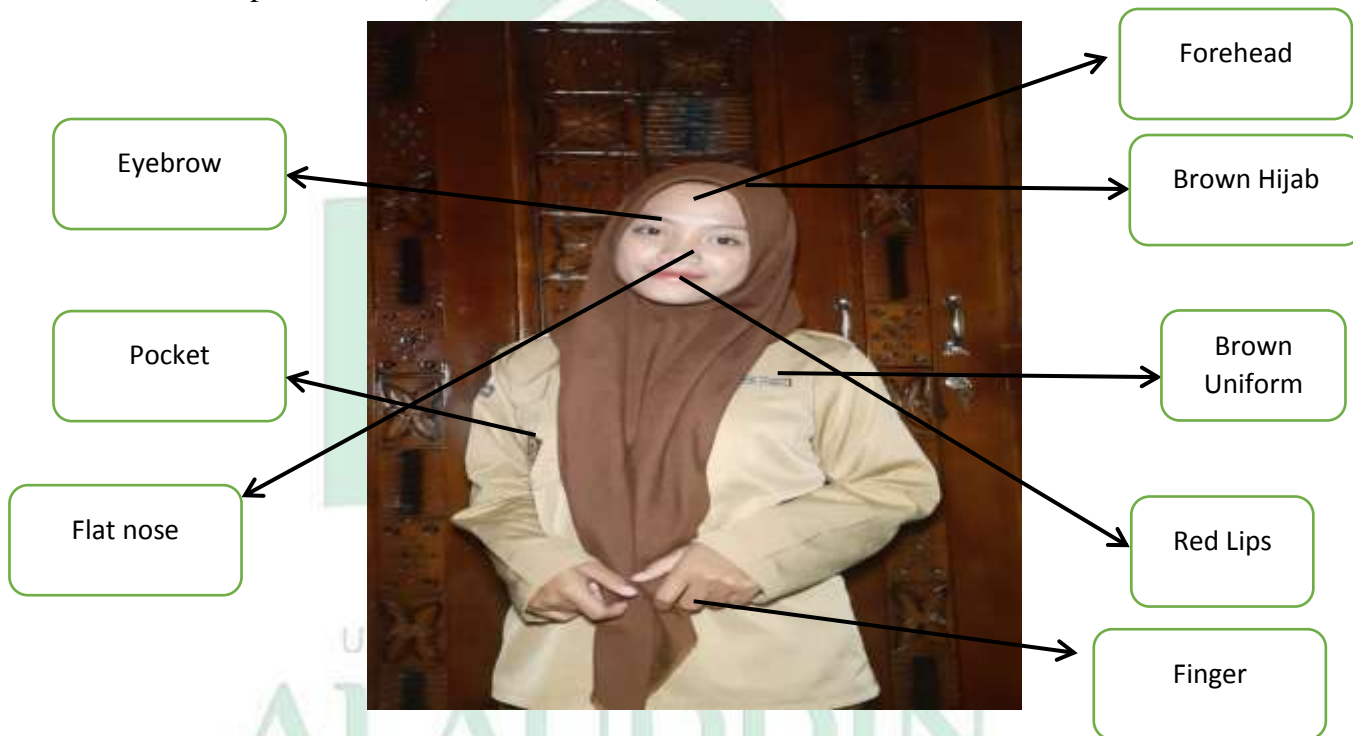
3. Generic Structure:

- Identification
- Description

4. Language Feature:

- Use a linking verb ( is, are)
- Use adjectives (beautiful, nice, sweet)
- Use adverbs ( too, so, very, extremely)
- Use simple present tense (like, cook, read)

5. Example: Gambar (Annita Novitasari)



1. Identity: Annisa Novita Sari, student, 13 years old.
2. Appearance: cute, beautiful, short, white, flat nose, slim.
3. Personalities: friendly, polite, smart, diligent, honest, disciplined.
4. Hobby: Reading.

My Classmate

I have a classmate. She is Annisa novita Sari. She is 13 years old. She is a beautiful girl and she is a good student.

She has beautiful black eyes, red lips, white skin, and a flat nose. She is so cute and pretty. Not only pretty, but she is also a very friendly, polite, and diligent person. She always helps her classmate and the people around her.



## (Post-test)

### A. Identity

School : SMPN 2 Baraka  
Subject : English  
Theme : Describing people  
Group : Experimental and controlled group  
Meeting : 10  
Duration : 2 x 30 minutes

**B. Goal:** The students will be able to write a descriptive text

### C. Teaching procedures:

1. Opening (10 minutes)
  - a. The teacher gives the paper to the students.
  - b. The teacher asks the students to write down their names.
  - c. The teacher asks the students to not look up the book.
  - d. The teachers ask the students to do the assignment.
2. Main activity (45 minutes)
  - a. The students do their assignments individually based on the teacher's instruction.
  - b. Every student is asked to write a descriptive text based on the topic that teacher gives.
3. Closing (5 minutes)

The teacher asks the students to collect their tests and then closes the class.

## RENCANA PELAKSANAAN PEMBELAJARAN

Sekolah : SMP Negeri 2 Baraka Kelas/Semester : IX  
Mata Pelajaran : Bahasa Inggris Alokasi Waktu : 2 x 30 menit  
Materi Pokok : Teks Deskriptive  
Sub Materi : Describing People

Kompetensi dasar:

3.7 : Membandingkan fungsi sosial, struktur teks, dan unsur kebahasaan beberapa teks deskriptif lisan dan tulis dengan memberi dan meminta informasi terkait dengan deskripsi orang, binatang, dan benda, sangat pendek dan sederhana, sesuai dengan konteks penggunaannya.

4.7 :Menyusun teks deskriptif lisan dan tulis, sangat pendek dan sederhana, terkait orang, binatang, dan benda, dengan memperhatikan fungsi sosial, struktur teks, dan unsur kebahasaan, secara benar dan sesuai konteks.

A. Tujuan Pembelajaran :

Setelah mengikuti proses pembelajaran peserta didik diharapkan dapat menyusun tesk deskripsi tentang orang.

B. Media Pembelajaran:

1) Media Pembelajaran : Buku

C. Langkah-Langkah Kegiatan Pembelajaran

a. Kegiatan Pendahuluan (10 menit)

- Melakukan pembukaan dengan salam pembuka dan doa untuk memulai pembelajaran
- Mengkondisikan suasana belajar yang menyenangkan (mengecek kehadiran peserta didik)
- Menyiapkan fisik dan psikis peserta didik dalam mengawali kegiatan pembelajaran.

b. Kegiatan Inti (45 menit)

- Kegiatan literasi : Peserta didik diberi motivasi dan panduan untuk melihat, mengamati, membaca, dan menuliskan kembali. Mereka diberi tayangan dan bahan bacaan terkait materi ***Struktur Teks mencakup identification dan description.***
- Critical Thinking: Guru memberikan kesempatan untuk mengidentifikasi sebanyak mungkin hal yang belum dipahami, dimulai dari pertanyaan faktual sampai ke pertanyaan yang bersifat hipotetik. Pertanyaan ini harus

tetap berkaitan dengan materi ***Struktur Teks mencakup identification dan description.***

- Collaboration : Peserta didik dibentuk dalam beberapa kelompok untuk mendiskusikan, mengumpulkan informasi, mempresentasikan ulang, dan saling bertukar informasi mengenai Struktur ***Teks mencakup identification dan description***
- Communication : Peserta didik mempresentasikan hasil kerja kelompok atau individu kemudian ditanggapi kembali oleh kelompok lain.
- Creativity: Guru dan peserta didik membuat kesimpulan tentang hal-hal yang telah dipelajari terkait ***Struktur Teks mencakup identification dan description.*** Peserta didik kemudian diberi kesempatan untuk menanyakan kembali hal-hal yang belum dipahami.

D. Kegiatan Penutup (5 menit)

- 1) Siswa membuat kesimpulan mengenai pembelajaran hari ini, guru sebagai fasilitator.
- 2) Guru meminta salah peserta didik memimpin doa dengan disiplin.

E. Penilaian (Asesmen)

- Sikap : Observasi/Jurnal
- Pengetahuan : Tes Tulis, Tugas
- Keterampilan : Unjuk kerja kegiatan diskusi dan presentasi.

## APPENDIX II

### Instrument of research

#### Menulis Teks Deskripsi

(Pre-test)

Petunjuk:

1. Kerjakan soal berikut dengan sebaik-baiknya.
2. Gunakan Bahasa Inggris yang baik dan benar.
3. Waktu mengerjakan 45 menit.



1. Tulislah sebuah teks deskripsi berdasarkan gambar diatas (Ibu Tika Nurjanna)! Meliputi identitas, hobi, sifat dan bentuk fisik.



## Menulis Teks Deskripsi (post-test)

Petunjuk:

1. Kerjakan soal berikut dengan sebaik-baiknya.
2. Gunakan Bahasa Inggris yang baik dan benar.
3. Waktu mengerjakan 45 menit.



1. Tulislah sebuah teks deskripsi berdasarkan gambar diatas dengan tema (Kepala sekolah SMPN 2 Baraka)! Meliputi identitas, hobi, sifat dan bentuk fisik.

## Angket Penelitian (Questionnaire)

Angket ini digunakan untuk mengetahui kesulitan yang dihadapi siswa dalam menulis karangan teks deskripsi pada siswa kelas 3 SMPN 2 Baraka (Kadir's research).

**Nama:**

**Kelas:**

- I. Petunjuk pengisian:
  - a. Baca dan pilih dengan memberi tanda Silang (X) pada salah satu pilihan
  - b. Jawaban sesuai permasalahan yang anda hadapi saat menulis teks deskripsi!
  - c. Isilah identitas anda sesuai dengan kotak yang disediakan!
  - d. Waktu yang diberikan untuk mengisi angket ini adalah 10 menit.
  - e. Sangat diharapkan untuk mengisi seluruh pertanyaan yang disediakan.
- II. Daftar Pertanyaan:
  1. Apa kesulitan anda dalam menulis paragraph deskripsi sesuai topic yang diberikan?
    - a) Kurangnya kosa kata
    - b) Sulit mengembangkan topic
    - c) Sulit menulis kata dan kalimat dengan benar

2. Apa kesulitan anda dalam penggunaan tata bahasa yang benar dalam menulis teks deskripsi?
  - a) Bentuk waktu (tenses)
  - b) Bentuk sifat ( adjective)
  - c) Kata keterangan (adverb)
3. Kesulitan apa yang anda temukan dalam menggunakan simple present pada teks deskripsi?
  - a) Pemilihan kata kerja
  - b) Penggunaan do and does
  - c) Tidak memahami penggunaan kata kerja
4. Kesulitan apa yang anda temukan dalam penggunaan bentuk sifat (adjective) dalam menulis teks deskripsi?
  - a) Kurangnya kosa kata terkait adjective
  - b) Penggunaan is, am, dan are
  - c) Sulit membedakan antara adjective dan adverb.
5. Kesulitan apa yang anda temukan dalam penggunaan kata keterangan (adverb)
  - a) Kurangnya kosa kata terkait adverb.
  - b) Tidak memahami penggunaan adverb
6. Apa kesulitan anda dalam penggunaan ejaan kata bahasa inggris yang benar?
  - a) Sulit tanpa melihat kamus
  - b) Kurangnya kosa kata bahasa inggris

7. Kesulitan apa yang anda temukan pada penggunaan huruf besar dalam menulis teks deskripsi?
- a) Jarang memperhatikan penggunaan huruf besar dalam menulis.
  - b) Tidak memahami penggunaan huruf besar.
8. Penggunaan tanda baca apa yang sulit bagi anda dalam menulis teks deskripsi?
- a) Koma
  - b) Titik



### APPENDIX III

#### The students' scores in pre-text and post-text

No	Respondent	Writing Components-pre test controlled class					Total
		C	O	G	V	M	
1	Students 1	12	8	8	10	2	40
2	Students 2	12	8	8	10	2	40
3	Students 3	12	8	8	10	2	40
4	Students 4	12	8	8	10	2	40
5	Students 5	18	8	12	15	3	56
6	Students 6	12	8	8	10	2	40
7	Students 7	18	8	8	15	3	52
8	Students 8	12	8	8	10	2	40
9	Students 9	12	8	8	10	2	40
10	Students 10	12	8	8	10	2	40
11	Students 11	12	8	8	10	2	40
12	Students 12	12	8	8	10	2	40
13	Students 13	18	12	12	15	3	60
14	Students 14	18	12	12	15	3	60
15	Students 15	12	8	8	10	2	40
16	Students 16	12	8	8	15	3	46
17	Students 17	18	8	8	15	3	52
18	Students 18	12	8	8	15	3	46
19	Students 19	12	8	12	15	3	50
20	Students 20	12	8	8	15	3	46

No	Respondent	Writing Components-pre test Experimental Class					Total
		C	O	G	V	M	
1	Students 1	18	8	8	10	2	46
2	Students2	12	8	8	10	2	40
3	Students 3	12	8	8	10	2	40
4	Students 4	18	12	12	15	3	60
5	Students 5	12	8	8	10	2	40
6	Students 6	12	8	8	10	2	40
7	Students 7	18	12	12	15	3	60
8	Students 8	18	12	12	15	3	60
9	Students 9	12	8	8	10	2	40
10	Students 10	12	8	8	10	2	40
11	Students 11	12	8	8	10	2	40
12	Students 12	12	8	8	10	2	40
13	Students 13	12	8	8	10	2	40
14	Students 14	18	16	12	15	3	64
15	Students 15	18	8	8	15	2	51
16	Students 16	12	8	12	15	2	49
17	Students 17	18	12	12	15	3	60
18	Students 18	18	8	8	15	2	51
19	Students 19	18	8	12	15	2	55
20	Students 20	12	8	12	15	2	49

No	Respondent	Writing Components Post-Test Controlled Class					Total
		C	O	G	V	M	
1	Students 1	12	8	8	10	2	40
2	Students 2	18	12	16	15	3	64
3	Students 3	18	12	16	20	3	69
4	Students 4	18	12	12	15	3	60
5	Students 5	18	12	12	15	3	60
6	Students 6	18	12	8	10	2	50
7	Students 7	24	16	16	15	3	74
8	Students 8	18	12	12	15	3	60
9	Students 9	12	12	12	15	3	54
10	Students 10	12	8	12	15	3	50
11	Students 11	12	12	12	15	3	54
12	Students 12	18	12	12	20	3	65
13	Students 13	24	16	16	20	4	80
14	Students 14	24	16	16	20	3	79
15	Students 15	18	8	8	15	3	52
16	Students 16	18	12	12	15	3	60
17	Students 17	18	16	16	20	3	73
18	Students 18	18	12	16	20	3	69
19	Students 19	24	12	12	20	3	65
20	Students 20	24	12	16	15	3	70

No	Respondent	Writing Components post-test experimental class					Total
		C	O	G	V	M	
1	Students 1	24	16	16	20	4	80
2	Students 2	24	16	16	15	4	75
3	Students 3	18	12	16	20	3	69
4	Students 4	24	16	16	20	3	79
5	Students 5	18	16	12	20	3	69
6	Students 6	18	16	12	15	2	63
7	Students 7	24	16	16	20	4	80
8	Students 8	24	16	16	20	4	80
9	Students 9	24	16	16	20	4	80
10	Students 10	18	12	16	20	3	69
11	Students 11	18	12	12	15	2	59
12	Students 12	18	16	16	15	3	68
13	Students 13	24	16	12	15	3	70
14	Students 14	24	16	16	20	4	80
15	Students 15	18	16	16	15	3	68
16	Students 16	18	12	12	15	3	60
17	Students 17	24	16	12	20	3	75
18	Students 18	18	12	12	15	3	60
19	Students 19	24	16	16	20	4	80
20	Students 20	24	16	16	15	4	75



## APPENDIX IV

### Documentations





## CURRICULUM VITAE

Nurfadila Mutmainna was born in Madata, on 31 July 1999. She is the third child



of nine siblings of her parents, Nasir Endang and Suriana. She has two brothers Hafis Akbar and Rahmat Hidayat and six sisters Arinil Hidayah, Indah Fuji Lestari, Isti Adsa, Rahma, Nur Afni, and Fatia Aulia Nisa. She started her education at

SDK Madata in 2006-2012. Then, she continued her study at SMPN 2 Baraka from 2012-2015. She graduated at SMAN 10 Enrekang in 2018. After graduating from junior high school, she went to Alauddin State Islamic University (UIN) of Makassar and majored in English Education on September 2018. During her study, she gained a lot of knowledge and experience.

