

**THE EFFECT OF USING PAIR WORK TECHNIQUE ON
IMPROVING STUDENTS INTERACTIONAL SPEAKING SKILL AT
THE SECOND GRADE OF MA MADANI ALAUDDIN**



A THESIS

Submitted in Partial Fulfillment of the Requirements for the
Degree of Sarjana Pendidikan in English Education Department of Tarbiyah
and Teacher Training Faculty of UIN Alauddin Makassar

By

SITI. RABIAH AL ADAWIYAH

Reg. Number 20400120045

**ENGLISH EDUCATION DEPARTMENT
TARBIYAH AND TEACHER TRAINING FACULTY
UNIVERSITAS ISLAM NEGERI ALAUDDIN MAKASSAR
2024**

PERNYATAAN KEASLIAN SKRIPSI

Nama : Siti. Rabiah Al Adawiyah
NIM : 20400120045
Tempat/Tanggal Lahir : Gowa/20 April 2003
Prodi : Pendidikan Bahasa Inggris
Fakultas : Tarbiyah dan Keguruan
Alamat : Jl. Mesjid Raya Lr.1 No.74 G
Judul : **The Effect of Using Pair Work Technique on Improving Students' Interactional Speaking Skill at The Second Grade of MA Madani Alauddin**

Menyatakan bahwa skripsi ini benar adalah hasil karya penyusun sendiri. Jika dikemudian hari terbukti bahwa ia merupakan duplikasi, tiruan, atau dibuat oleh orang lain sebagian atau seluruhnya, maka skripsi dan gelar yang diperoleh karenanya dinyatakan batal demi hukum.

Gowa, 29 Juli 2024

Penyusun,



Siti. Rabiah Al Adawiyah

NIM: 20400120045

PERSETUJUAN UJIAN SKRIPSI (MUNAQASYAH)

Dewan penguji skripsi Saudari Siti. Rabiah Al Adawiyah, NIM: 20400120045, mahasiswa Prodi Pendidikan Bahasa Inggris (PBI) Fakultas Tarbiyah dan Keguruan UIN Alauddin Makassar, setelah dengan saksama meneliti dan mengoreksi skripsi yang bersangkutan dengan judul "The Effect of Using Pair Work Technique on Improving Students Interactional Speaking Skill at The Second Grade of MA Madani Alauddin", memandang bahwa naskah skripsi tersebut telah memenuhi syarat-syarat ilmiah dan dapat disetujui untuk diajukan dalam sidang **Ujian Skripsi (Munaqasyah)**.

Demikian persetujuan ini diberikan untuk proses selanjutnya.

Gowa, 15 Juli 2024

PEMBIMBING:

1. Dr. Kaharuddin, S.IP., M.Hum.
2. Dr. Sitti Nurpahmi, S.Pd., M.Pd.

PENGUJI:

1. Multazam Abubakar, M.Hum.
2. Indah Fadhilah Rahman, S.Pd.I., M.Hum.
3. Dr. Kaharuddin, S.IP., M.Hum.
4. Dr. Sitti Nurpahmi, S.Pd., M.Pd.

(.....)
(.....)

(.....)
(.....)

(.....)
(.....)

Diketahui oleh:
Ketua Prodi Pendidikan Bahasa Inggris,

(.....)
Dr. Sitti Nurpahmi, S.Pd., M.Pd.
NIP. 19740308 200901 2 003

PENGESAHAN SKRIPSI

Skripsi berjudul "The Effect of Using Pair Work Technique on Improveing Students' Interactional Speaking Skills at The Second Grade of MA Madani Alauddin", yang disusun oleh Saudari Siti Rabiah Al Adawiyah, NIM: 20400120045, mahasiswi Program Studi PBI Fakultas Tarbiyah dan Keguruan UIN Alauddin Makassar, telah diuji dan dipertahankan dalam sidang Ujian Skripsi (Munaqasyah) yang diselenggarakan pada hari Kamis, tanggal 01 Agustus 2024 M. bertepatan dengan tanggal 17 Rabiul Awal 1446 H, dinyatakan telah dapat diterima sebagai salah satu syarat untuk memperoleh gelar Sarjana Pendidikan pada Jurusan Pendidikan Bahasa Inggris dengan beberapa perbaikan.

Gowa, 05 Agustus 2024

DEWAN PENGUJI:


Nomor SK 3139 Tahun 2024

Ketua Sidang	: Dr. Sitti Nurpahmi, S.Pd., M.Pd.
Sekretaris Sidang	: Nur Aliyah Nur, M.Pd.
Penguji I	: Multazam Abubakar, M.Hum.
Penguji II	: Indah Fadhilah Rahman, S.Pd.I., M.Hum
Pembimbing I	: Dr. Kaharuddin, S.IP., M.Hum.
Pembimbing II	: Annisa Shofa Tsuraya, M.Pd.



(.....)
(.....)
(.....)
(.....)
(.....)
(.....)

Disahkan Oleh:
Dekan FTK UIN Alauddin Makassar,



Dr. H. Andi Achruh, M.Pd. I.
NIP. 19660908 199403 1 002

ACKNOWLEDGEMENT

Alhamdulillah Robbil 'Alamin. The researcher praises her highest gratitude to the almighty Allah Subhanahu wa ta'ala., who has given his blessing, mercy, health, and inspiration to complete this thesis. *Salam and Shalawat* are due to the highly chosen Prophet Muhammad *Shallallahu alaihi wasallam*. who has guided from the darkness to the lightness and brought us, from the stupidity to the cleverness era.

During the writing of this thesis, many problems, difficulties, and challenges had been encountered. The researcher received much assistance from several people for their valuable guidance, correction, suggestion, advice, and golden support, especially the researcher's beloved parents, sister, and brothers for their support, motivation, affection, and advice, which encouraged the researcher to never give up.

The researcher would like to express proudly her sincere gratitude and appreciation to all of them as follows:

1. **Prof. H. Hamdan Juhanis. M.A., Ph.D.** as the Rector of Alauddin State Islamic University of Makassar.
2. **Dr. H. Andi Achruh, M.Pd.I.**, as the Dean of Tarbiyah and Teacher Training Faculty of UIN Alauddin Makassar.
3. **Dr. Sitti Nurpahmi, M.Pd.** as the Head of English Education Department and **Nur Aliyah Nur, M.Pd.** as the secretary of English

Education Department of Tarbiyah and Teacher Training Faculty of UIN Alauddin Makassar as well as all the staff.

4. **Dr. Kaharuddin, S.IP., M.Hum.** as the first consultant and **Dr. Sitti Nurpahmi, S.Pd., M.Pd.** as the second consultant who have given their valuable time and patience, support, assistance, advices and guided the researcher during this thesis writing.
5. **Multazam Abubakar, M.Hum.,** as the first examiner and **Indah Fadhilah Rahman, S.Pd.I., M.Hum.,** as the second examiner. Thanks for giving suggestion and advice for her in completing the thesis.
6. The most profound thanks delivered to all the lecturers of English Education Department and all the staffs of Tarbiyah and Teacher Training Faculty at UIN Alauddin Makassar for their multitude of lesson, lending a hand, support, and guidance during the researchers' studies.
7. **Rustan, S.Pd.,** as the headmaster of MA Madani Alauddin and **Mushlihah Akib, S.Pd.,** as English teacher of MA Madani Alauddin who have given the researcher opportunity and support in conducting this research.
8. Thanks to all the second-grade students of MA Madani Alauddin in academic year 2023/2024 who gave their time so willingly to participate in this research.
9. The researcher's lovely friends Nurul Wahdania, Andi Latifah, Syahraeni, and Jumriani for their support, motivation, and solidarity.

10. The researcher's beloved big family of English Education Department 2020, especially for beloved classmates in PBI B who could not be mentioned one by one here. Thanks for sincere friendship and assistance during the writing of this thesis.

11. All the people around the researcher's life whom could not mention one by one by researcher who has given a big inspiration, motivation, spirit, and pray for her.

The Researcher

A handwritten signature in black ink, appearing to read 'Siti Rabiah Al Adawiyah', written in a cursive style.

Siti Rabiah Al Adawiyah

LIST OF CONTENTS

COVER.....	i
PERNYATAAN KEASLIAN SKRIPSI.....	ii
PERSETUJUAN PEMBIMBING	iii
PENGESAHAN SKRIPSI	iv
ACKNOWLEDGEMENT	v
LIST OF CONTENTS.....	viii
LIST OF TABLES.....	x
LIST OF FIGURES.....	xi
LIST OF APPENDICES.....	xii
ABSTRACT.....	xiii
CHAPTER I INTRODUCTION	1
A. Background.....	1
B. Research Question.....	5
C. Hypothesis.....	6
D. Operational Definition of Terms and Research Scope	6
E. Previous Related Research Findings	7
F. Research Objective and Research Significance	9
CHAPTER II REVIEW OF RELATED LITERATURE	11
A. The Concept of Speaking	11
B. Pair-work Technique	15
C. Theoretical Framework	20
CHAPTER III RESEARCH METHOD.....	23
A. Research Type and Location.....	23
B. Population and Sample	23
C. Procedure of Collecting Data	24
D. Research Design	27
E. Research Instrument.....	28
F. Data Validation	32
G. Data Processing and Analysis Technique.....	32
H. Hypothesis Test.....	33
CHAPTER IV FINDINGS AND DISCUSSION	34
A. Findings.....	34

B. Discussion.....	49
CHAPTER V CONCLUSION AND SUGGESTION.....	53
A. Conclusion.....	53
B. Suggestion.....	54
BIBLIOGRAPHY.....	55
APPENDICES.....	57
CURRICULUM VITAE.....	80

LIST OF TABLES

Table 3.1	Speaking Components	29
Table 3.2	The Rating Scale of Students Score.....	32
Table 4.1	The Result of Pre-Test	42
Table 4.2	Descriptive Statistics of Pre-Test	43
Table 4.3	The Result of Post-Test	44
Table 4.4	Descriptive Statistics of Post-Test	45
Table 4.5	Test Score Comparison Between Pre-Test and Post-Test....	46
Table 4.6	Paired Samples T-Test	48

LIST OF FIGURES

Figure 2.1	Theoretical Framework	20
Figure 4.1	A Framework of Pair Work Learning Material	38
Figure 4.2	Pre-test Chart.....	43
Figure 4.3	The Pre-test Score Distribution	43
Figure 4.4	Post-test Chart.....	46
Figure 4.5	The Post-test Score Distribution	46
Figure 4.6	The Comparison Between Pre-Test and Post-Test Score Distribution.....	47

LIST OF APPENDICES

Appendix I	Lesson Plan	54
Appendix II	Teaching Material	62
Appendix III	Research Instrument.....	70
Appendix IV	Students Assessment Sheet.....	71
Appendix V	Documentation.....	74

ABSTRACT

Name : Siti. Rabiah Al Adawiyah
Reg. Number : 20400120045
Department : English Education Department
Faculty : Tarbiyah and Teacher Training Faculty
Title : The Effect of Using Pair Work Technique on Improving Students' Interactional Speaking Skill at The Second Grade of MA Madani Alauddin
Consultant I : Dr. Kaharuddin, S.IP., M.Hum.
Consultant II : Dr. Sitti Nurpahmi, S.Pd., M.Pd.

This study investigated the effectiveness of the pair work technique in improving the interactional speaking skills of second-grade students at MA Madani Alauddin.

The approach used in this study was a quantitative approach. Experimental research is used in this research. Experimental research is the only type of research that can test hypotheses to establish cause-effect relations. The type of test was an oral production test. The data consisted of the pre-test and post-test results. This research was conducted at MA Madani Alauddin Regency in academic year 2023/2024. The sample consisted of 15 students selected through purposive sampling.

The improvement was measured by comparing the minimum and maximum scores from the pre-test and post-test. The minimum score increased from 10 in the pre-test to 14 in the post-test, while the maximum score increased from 16 to 19. Additionally, the students' progress was evaluated by comparing their gain scores, which rose from 11.40 in the pre-test to 16.27 in the post-test. The analysis revealed that $T\text{-test} = 15.876$ and $\text{sig (2-tailed)} = 0.000$, indicating a significant main effect ($p\text{-value} < 0.05$). Thus, the study has been proven to be effective after the evaluation.

This research can help the students to develop a new technique to improve their interactional speaking and can motivate them in order to be more interested in learning process. In the teaching or learning activities, especially for teaching interactional speaking skill, the teachers may apply pair work technique in teaching English. It helps the students improve their speaking skill especially in daily life situation.

CHAPTER I

INTRODUCTION

A. Background

English is a universal language. Even though we are in different countries, English can be used by all peoples in the world to communicate. According to Cahyani (2018), there are four major skills in learning English that must be mastered by the students: listening, speaking, reading, and writing. These four language skills, particularly speaking ability, are critical for daily life. Speaking is the most demanded skill in learning a foreign language. According to Richard (2008) in Kaharuddin, B. A. (2018), people use speaking in their lives to perform three major functions: speaking as interaction, speaking as transaction, and speaking as performance. Speaking as interaction is common in our real social lives as interpersonal dialogue or conversation.

General guidance on ethical speech and principles of good communication in Surah Al-Isra, verse 53:

وَقُلْ لِعِبَادِي يَقُولُوا الَّتِي هِيَ أَحْسَنُ إِنَّ الشَّيْطَانَ يَنْزِعُ بَيْنَهُمْ إِنَّ
الشَّيْطَانَ كَانَ لِلْإِنْسَانِ عَدُوًّا مُّبِينًا

Translation:

“And tell My servants to say that which is best. Indeed, Satan induces [dissension] among them. Indeed, Satan is ever, to mankind, a clear enemy.”

In this context, the verse advises Allah's servants to communicate with kindness, choosing words that are the most benevolent. It highlights the crucial aspect of ethical communication, warning against the influence of Satan, who aims to sow discord using harsh or divisive language. Thus, the verse underscores the importance of communicating with wisdom, gentleness, and the promotion of harmonious relationships.

English had been put in the Indonesia educational system and it was putting in the education curriculum started from grade one. The government means to put English in the educational curriculum is to give students competence for doing communication in global community. Indonesian government put English as one of subject matter which should be taught and learned started from elementary school, secondary school, middle school, and university (Pelenkahu, 2017). English is essential to learn because it is global language. It is critical for students to learn English because it is now recognized as a global language. The primary goal of teaching speaking is to prepare students to express their meaning and thoughts, as well as to prepare students to improve their communication skills in real-life situations. Learning English is not only about vocabulary mastery or translating words from Indonesian to English or from English to Indonesian, but more than that English must apply for verbal communication process until to written process.

Pair work technique is one of the collaborative learning that can be used in teaching English. Collaborative learning activities that challenge

students to interact with peers as they make meaning of information and reinterpret knowledge they have acquired can help students move to deeper levels of understanding (Barkley et al., 2016). In most collaborative learning situations students are working in groups of two or more, mutually searching for understanding, solutions, or meanings, or creating a product. In collaborative learning, meaningful learning must also take place. As students work together on a collaborative assignment, they must increase their knowledge or deepen their understanding of course curriculum. Collaborative learning is two or more students labouring together and sharing the workload equitably as they progress toward intended learning outcomes.

Vygotsky (1979) views learning as a profoundly social process, emphasizes dialogue and the varied roles that language plays in instruction and in mediated cognitive growth. Through students' interaction, pair work facilitates the sharing of ideas, exchanging information, and collectively building knowledge. This aligns with Vygotsky's principles of collaboration in learning context. According to Moon (1983) teachers use pair work because of the opportunity this offers for increased language input, students practice and greater involvement in language learning.

Preliminary research was conducted through interview method with the English language teacher of second grade at MA Madani Alauddin on April 10, 2023, with a duration of approximately half an hour. The researcher chose the interview method because it allows the researcher to better control

the data collection process and ensure that the necessary information is obtained and questions can be explained well. The interview focused on school information, specifically for second grade at MA Madani Alauddin. From the results of this interview, the researcher successfully gathered essential information to support the upcoming research. In the interview with the English language teacher, several of information were identified. First, there are two types of English taught: mandatory English and cross-interest English. Mandatory English is taught one time a week, while cross-interest English is taught two times a week. Second, it is known that the curriculum applied for second grade is the 2013 Curriculum. Third, there are materials related to conversations included in the Lesson Implementation Plan (RPP), syllabus, and teaching materials. Thus, the interview with the English language teacher provides a comprehensive overview of the English teaching structure at MA Madani Alauddin, involving the frequency of lessons, the curriculum used, and the materials integrated into day-to-day teaching.

The researcher discovered that the English teacher rarely trained students in speaking English and did not place a high value on students having good speaking skills after conducting interview at MA Madani Alauddin at second grade. Despite the fact that speaking ability is very important for students to learn how to communicate effectively in English. Teachers are more likely to use Task-based learning to teach English. Speaking English appears difficult for them. It has been reported that many

students still struggled to express themselves orally in English, had a limited vocabulary in English, were concerned about the structure of speech, and struggled with English pronunciation. As a result, most students were passive to speak English in class.

Based on the preliminary research above, technique for overcoming these issues is pair work technique. The English teacher is critical to the success of the teaching and learning process. They must have a good method for making the process of teaching and learning speaking skills more enjoyable and meaningful. Working in pairs enriches and promotes meaningful interaction between learners, resulting in increased language production. As a result, introducing pair work as an effective strategy increases students' language production in terms of speaking tasks.

Referring to some previous explanations above, the researcher expects to use this technique, the students will be more motivated to speak. The researcher wants to conduct research entitled **“The Effect of Using Pair Work Technique on Improving Students Interactional Speaking Skill at The Second Grade of MA Madani Alauddin”**.

B. Research Question

Based on the previous background, the question statements as follows “can the implementation of pair work technique have a significant impact on improving students interactional speaking skill at the second grade of MA Madani Alauddin?”

C. Hypothesis

The hypothesis is a temporary answer of problem statements which have been expressed in question sentences (Sugiono, 2013). Based on the research question above, it could be hypothesized that:

1. H1: Pair-work technique can improve students' interactional speaking skill in the second grade of MA Madani Alauddin.
2. Ho: Pair-work technique cannot improve students' interactional speaking skill in the second grade of MA Madani Alauddin.

D. Operational Definition of Terms and Research Scope

1. Operational Definition of Terms

a. Speaking

Speaking is one of the skills in English. Speaking is a productive skill used to communicate with other people by expressing ideas, knowledge, etc. Speaking is a mean of communication for presenting ideas or feelings verbally. Speaking skill make social contact with others and develop interaction.

b. Interactional Speaking

Interactional speaking is a type of speaking used in conversations with other people. Interactional speaking is important to learn because it is included in the speaking that is most often done in daily life. Interactional Speaking refers to the type of speaking that focuses on social interaction and maintaining relationship.

b. Pair Work Technique

Pair work is one technique for learning English. This technique involves pairing students to have a conversation about a specific topic. This technique can help students to improve their interactional speaking skills because this technique gives students the freedom to not be nervous or afraid to have a conversation with their friends.

2. Research Scope

The research is limited to investigate the effect of pair work technique on improving student's interactional speaking. It focuses on the students' speaking (accuracy, grammar, vocabulary, comprehension, and fluency). This study specifically concentrates on interactional speaking, conversations that occur in everyday life. The participants in this study are second grade students at MA Madani Aladdin.

E. Previous Related Research Findings

Some researchers have already explored their research about pair work technique to improve students interactional speaking skill.

Rianti et al., (2022) conducted research entitled "The Effectiveness of Pair Work Activities on Students' Speaking Anxiety and Speaking Ability ". The researchers conducted quasi-experimental research in Palangka Raya in the academic year of 2021/2022. this study indicates that pair work activities effectively lower students' speaking anxiety and increase their speaking ability at eighth graders students in one of the public junior high school in Palangka Raya.

Fajriani & Patawang (2022) conducted research entitled “The Effectiveness of Pair Work in Teaching Speaking”. It was conducted at SMPN 2 Sa’dan. It can be concluded that the Pair Work Technique was effective to improve the students’ speaking ability and students’ motivation for the 9th-grade students of SMPN 2 Sa’dan North Toraja in the academic year 2020/2021.

Jatmiko (2017) conducted research entitled “The Implementation of Pair Work to Improve Students’ English Speaking to The Second Semester at Pharmacist Program of Health Sciences Faculty of Kadiri University”. The result of the research shows that pair works could improve students’ speaking ability in term of raising students’ achievement in the case of fluency, pronunciation, grammar, and content.

Marsevani & Habeebanisya (2022) conducted research entitled “Improving Speaking Skills Through Work in Pairs Technique”. The subjects of this research were 32 second-semester students in grade 7 at one of the junior high schools in Batam. After implementing Work in Pairs activities in two cycles the students’ average scores improved. The post-test was 65,33 in the first cycle and 72,93 in the second cycle. This proves that students responded positively to the Work in Pairs method. It can be concluded that working in pairs activities have a strong influence on improving students’ speaking skills.

Zohairy (2014) conducted research entitled “Effective Pairwork Strategies to Enhance Saudi Pre-Intermediate College Students’ Language

Production in Speaking Activities". Researcher's findings showed some discrepancies between teachers' and students' perception of pair work strategies. Saudi students prefer to pair up with a higher-level student (L-H) as they tend to rely on colleagues to complete tasks rather than asking teacher to help. On the contrary, teachers prefer same-level pairing to provide equal learning opportunities for all students.

Based on the study that has been conducted, the pair-work technique is beneficial in enhancing students' speaking abilities. The difference between this study and earlier studies is that they employed questionnaires to obtain data. Furthermore, some researcher employs Classroom Action Research (CAR). While this study solely employs pre-experimental procedures, data collecting approaches in the form of pre- and post-tests are employed. Furthermore, this research focuses on the sorts of interactional speaking that occur in conversation.

F. Research Objective and Research Significance

1. Research Objective

Based on the research problem stated above, the research objective as follows "to determine the Effect of implementing pair work technique on improving students interactional speaking skill at the second grade of MA Madani Alauddin."

2. Research Significance

The result of this research is expected to give significant contribution in terms of theoretical and practical as follow:

a. Theoretical Significance

This research is expected to provide valuable information and contribute to the teaching and learning process because the pair work technique is interesting. It is anticipated to offer worthwhile insights for improving teaching English in speaking skill.

b. Practical Significance

1). For Students

This research is expected to help the students to develop a new technique to improve their interactional speaking and can motivate them in order to be more interested in learning process.

2). For Teacher

This research is expected to help the teachers guiding their students in enhancing their students' speaking ability in general and their students' interactional speaking competence. In addition, the researcher also expects this research's result can give good contributions for all teachers in teaching their subject in the classroom.

3). For the next researcher

This research is expected to give good contribution to the other researchers as a reference for further studies on a similar topic.

CHAPTER II

REVIEW OF RELATED LITERATURE

A. The Concept of Speaking

1. Definition of Speaking

Speaking is a mean of communication for presenting ideas or feelings verbally. Through interaction with their environment, they can get and develop vocabulary (Pelenkahu, 2017). Speaking is a mean to present object which one wants to reach and to say feeling through expressions in verbal process. Speaking has big contribution to share and to get the information. Furthermore, speaking is the key to communicate as interactive process to develop meaning which involves production, reception, and process of information (Nawir et al., 2021). One in daily routine has speaking ability to do social contact with others and to develop interaction. Its form and meaning are dependent on the context in which it occurs, including the participants themselves, their collective experiences, the physical environment, and the purposes for speaking. Speaking has many functions depend on what the speaker needs such as to make social contact with people, establishing rapport (understanding), or to build social relationships between two people or more (Nawir, 2022).

Speaking is an oral art that is more difficult than it seems at first and entails more than simply pronouncing sentences (Andas et al., 2021). Many languages learners regard speaking ability as the measure of knowing a language. These learners define fluency as the ability to converse with others,

much more than the ability to read, write, or comprehend oral language. They regard speaking as the most important skill they can acquire, and they assess their progress in terms of their accomplishments in spoken communication.

2. Casual Conversation

Casual conversation is commonly used a lot around those we communicate with in our social interactions. It is generally viewed as a carefree, an unstructured, as well as an unlimited way of speaking. People's utterances in conversations not only consist of language forms e.g., sound structure, words, sentences and meaning, but more than those, the utterances may perform many functions which are frequently difficult to understand if the listeners rarely listen to and use English in real context.

The nature of casual conversation has theoretically been well explained by Richard (2008). He claims that the main skills involved in casual conversations can be illustrated that the participants know how to do the following function:

- a. Opening and closing conversations
- b. Choosing topics
- c. Making small-talk
- d. Joking
- e. Recounting personal incidents and experiences
- f. Employing turn-taking
- g. Using adjacency pairs

3. Goals for Teaching Speaking

According to Levy & Murgatroyd (2009), the goal of teaching speaking skills is communicative efficiency. Learners should be able to make themselves understood, using their current proficiency to the fullest. They should try to avoid confusion in the message due to faulty pronunciation, grammar, or vocabulary, and to observe the social and cultural rules that apply in each communication situation.

4. Factors in Learning Speaking

According to Goh & Burns (2012), there are three key factors in successful language learning: teachers, materials, and learners.

a. Teachers

The role of a teacher is to help learners acquire language and skills that they will not be able to achieve on their own. Teachers need to be aware of their students' learning needs and the demands they face when communicating through the spoken language. Teachers can understand more about language learners' cognitive, affective, and social needs from theoretical ideas, as well as personal observations. The observations can be based on conversations with students, information about their background, and learning goals and assessment results.

b. Materials

Materials for speaking practice provide contextualized, varied, and interesting prompts and scenarios for talk to take place. Materials for language and skill learning focus on selected elements of the talk, or model spoken texts to increase learners' relevant linguistic knowledge and control of speaking skills. Metacognitive development materials, on the other hand, aim to raise learners' knowledge and control of learning processes, and train them in using communication and discourse strategies.

c. Learners

Successful second language speaking development depends as much on teachers and materials, as it does on the learners themselves. They should be encouraged to take responsibility for managing their learning and improving their speaking. They can do this by developing awareness about themselves as second language speakers, by better understanding the nature and demands of speaking, and by critically considering strategies that can facilitate their oral communication. Through dialogue, students can co-construct knowledge about what is needed to be proficient speakers, and to apply their knowledge and skills in real-time communication. However, learners should not be left alone to struggle through the learning process. Their efforts must be supported by teachers who can provide the necessary scaffolding, input, and guidance.

B. Pair-work Technique

1. Definition of Pair Work

According to Barkley et al. (2016), pair work is a collaborative English learning technique in which students are paired and converse with their classmates. Collaborative learning activities that challenge students to interact with peers as they make meaning of information and reinterpret knowledge, they have acquired can help students move to deeper levels of understanding.

2. Implementing Pair Work Technique

According to Barkley et al. (2016), there are several steps in implementing pair work technique.

a. Designing the Learning Task

Designing effective learning tasks requires careful thought and planning, starting with a broad perspective (identifying what the learning task is) and then moving to a more specific one (selecting the right tool and structuring the procedures to best complete it).

b. Orienting Students

An appropriate orientation can help all students but especially students who are resistant to group work understand and appreciate the value of working together with their peers and prepare them for success. In the collaborative classroom, the instructor purposefully creates a learning environment in which students interact with each other. One way to

encourage students to interact is to provide class members with an opportunity to get to know each other.

c. Forming Groups

Groups vary according to the goal, the activity, and the length of time students will work together, although these different aspects are interrelated. With these attributes in mind, groups can be classified as informal, formal, or base. Informal groups are formed quickly and randomly and are primarily used in onsite classes as a break out to a longer class activity. A teacher might, for example, take a break during lecture and ask students to work with others to respond to a question, solve a problem, or brainstorm ideas. These groups may be formed frequently and have new members each class session. Formal learning groups are created to achieve a more complex goal. They may last from one class period to several weeks, whatever it takes to complete a specific task or assignment such as writing a report or developing a presentation.

d. Facilitating Student Collaboration

In a lecture-based classroom, teachers typically know what to do: present information to the students, answer their questions, and perhaps try to engage them in a whole-class discussion. In a discussion-based classroom, teachers also typically know what to do: ask questions, probe students to deeper thinking and responses, and perhaps encourage conversation among peers. When it comes to collaborative learning, the teacher's roles and responsibilities while in the classroom are not as readily apparent. After

learning tasks have been designed and assigned, the instructor's task is to help groups work effectively, yet it is not always easy to know what to do to facilitate group work.

e. Grading and Evaluating

In the classroom, where students are empowered to take responsibility for their learning and are encouraged to work collaboratively rather than competitively with their peers, a natural tension exists between the collaborative learning goals and having an instructor assign a final, individual grade. In competency-based grading, students' grades are based on achievement of specified competencies. Instructors develop an appropriate definition of the competencies desired and then develop adequate criteria for assessing achievement of each competency. The teacher (1) identifies the factors or traits that will count for the scoring, (2) builds a scale for scoring the student's performance on that trait, and (3) evaluates the student's performance against those criteria.

f. Avoiding and Resolving Common Problems

When groups experience problems that seem to exceed normal group functioning and can't seem to resolve them on their own, it is important to give appropriate time and attention to a good resolution. During these times, be prepared to intervene to address problems as needed. A good first step is to identify the problem to determine the best way to address it. General interventions include not taking individual student behaviour personally, getting to know students at a personal level, ignoring mild behaviours,

forming groups to maximize personality strengths and minimize weaknesses, discussing extreme problems in private or suggesting students seek professional assistance, and varying group size and composition.

3. How to Get The Most Out of Pair Work

According to Levy & Murgatroyd (2009), ensuring effective pair work involves implementing specific strategies.

a. Preparation

Some warm-up activities can be more stimulating if you are able to bring in pictures, photos, or maps. However, for most activities, preparation before the class only involves photocopying the activity page and possibly cutting it into separate cards or sections. If you have time, it is a good idea to laminate these or back them with cardboard so that they are more durable and can be reused.

For board games, a tossed coin can be used instead of dice to determine how many spaces students move around the board. Coins can also be used in place of counters. Rules for games are set out in boxes in the teacher's notes- if you wish, you can photocopy these and hand them out for students to refer to while they are playing the game.

b. Timing

The summary panel for each activity in the teacher's notes suggests a time for the warm-up and the main activity. However, this is only an estimate timing will vary according to the size and ability of your class. If some pairs

or groups finish an activity early, ask them to go round and help others who are working more slowly.

c. Vocabulary and grammar

A variable amount of time at the warm-up stage may be needed to either pre-teach or revise vocabulary or grammatical structures-the summary panel lists words and structures that are required for the activity. For upper-intermediate activities the range of vocabulary is broader and generally more open to students' own choice.

d. Managing the main activity

If your class does not divide neatly into pairs or into groups of the recommended number, the activities can often be adjusted so that two students work together as one. Alternatively, the extra students can be asked to help you monitor the activity or you can join in the activity yourself to make up the numbers.

e. Follow-up

The follow-up suggestions are optional - you can use or adapt them as appropriate, depending on the students' interest and the time you have available. Some are designed for classroom use, either to round off the lesson or to build on the main activity in a follow-up lesson. Others offer interesting ideas for homework tasks, often involving the use of the Internet as a language resource. Tasks suitable for homework include writing a variety of text types, researching topics of interest, doing projects, designing posters and preparing presentations.

C. Theoretical Framework

The theoretical framework of this research is as follows:

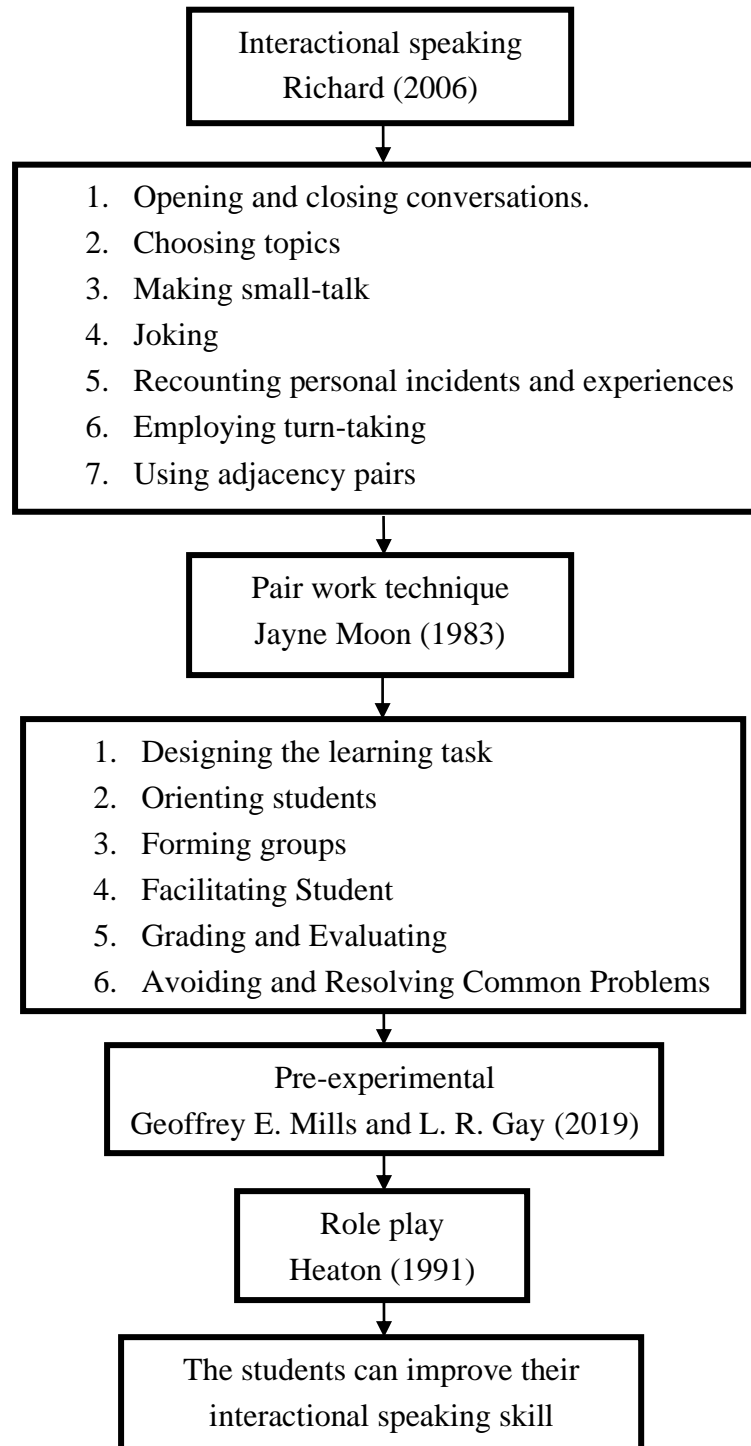


Figure 2.1 Theoretical Framework

The researcher aims to enhance students' interactional speaking skills by employing the pair work technique. The data for this research included second-grade students at MA Madani Alauddin, forming the focus of the investigation into their interactional speaking skills. According to Richard (2006), speaking as interaction is prevalent in our real social lives, manifesting as interpersonal dialogue or conversation. Characteristics of interactional speaking encompass opening and closing conversations, selecting topics, engaging in small talk, joking, recounting personal incidents and experiences, utilizing turn-taking, and employing adjacency pairs.

The technique employed in this research to improve students' interactional speaking skills is the pair work technique. According to Moon (1983) teachers use pair work because of the opportunity this offers for increased language input, students practice and greater involvement in language learning. Barkley et al. (2016) outline several steps in the pair work technique, including designing the learning task, orienting students, forming groups, facilitating students, grading and evaluating, as well as avoiding and resolving common problems.

In line with Gay & Mills (2019), experimental research involves manipulating at least one independent variable, controlling other relevant variables, and observing the effect on one or more dependent variables. This study employed a pre-experimental design, forming one class. The class received instruction using the pair work technique to enhance students' interactional speaking skills.

The instrument used in this research is role play. According to Heaton (1991), Role play is one of the important techniques for oral production test. The students involved are assigned fictitious roles and are required to improvise in language and behaviour. Through the implementation of pair work techniques in experimental research, students are expected to enhance their interactional speaking skills.

CHAPTER III

RESEARCH METHOD

This chapter presents about the research design, research variable, population and sample, research instrument, procedure of collecting data and technique of data analysis.

A. Research Type and Location

The approach used in this study was a quantitative approach. Quantitative research approaches are intended to describe current conditions, investigate relations, and study cause-effect phenomena. The quantitative approach focused on collecting numerical data for processing and statistical analysis. Experimental research is used in this research. Experimental research is the only type of research that can test hypotheses to establish cause-effect relations. This Research was conducted at MA Madani Alauddin, located on Bontotangnga Street, Somba Opu District, Gowa Regency, South Sulawesi.

B. Population and Sample

1. Population

The population for this research was taken from the Second Grade Students of MA Madani Alauddin for the academic year 2023/2024. The researcher chose the second grade because there were materials about conversation in the lesson plan (RPP), syllabus, and teaching materials. The

total number of the population was 120 students, consisting XI Mia 1, XI Mia 2, XI Mia 3, and XI Mia 4.

2. Sample

In a research study, a sample was a group of individuals, items, or events that represented the characteristics of the larger group from which the sample was drawn. The process of selecting a sample was known as sampling. This research used purposive sampling. According to Sugiono (2013), the purposive sampling technique was a technique to determine the sample with a certain consideration. The researcher took one class as a sample. The researcher took XI Mia 1, consisting of 15 students. The researcher selected class XI Mia 1 with the support of the subject teacher, considering that managing this class would be more manageable due to the students' calm demeanor during the learning process.

C. Procedure of Collecting Data

1. Pre-test

The pre-test was carried out at the first meeting to assess students' interactional speaking abilities before the treatment. The oral test included one theme and situation. Subsequently, students engaged in a conversation based on their theme, with each pair having a maximum of 5 minutes. The researcher collected data by conducting this pre-test in one class based on a predetermined rubric before applying the techniques that were used.

2. Treatment

After carrying out the pre-test, the researcher conducted the treatment. In an experiment, the class received the new treatment. The researcher conducted the treatment using the pair-work technique. In other words, using statistical analysis, the researcher determined whether the treatment made a real difference. This treatment was carried out for at least 3 meetings. The procedures of treatment in the class were:

a. Pre-teaching:

- 1) The teacher checks student attendance
- 2) Prepare students physically and psychologically when starting activities learning
- 3) Ask questions that are related to the lesson to be conducted.
- 4) Provide an overview of the benefits of studying lessons that will be learned in everyday life.

b. While-teaching:

- 1) The teacher introduces the students' cause and effect learning topic and explains the learning objectives to be achieved.
- 2) The teacher explains to students the concept of pair work techniques.
- 3) Teachers help student in form group regularly pair.
- 4) The teacher gives examples of paired conversations according to material cause and effect.

- 5) The teacher provides a discussion theme or role scenario that is appropriate to the topic being studied.
- 6) Students in pairs compose a short, simple dialogue contains cause and effect expressions based on the theme was given.
- 7) The teacher provides direction and guidance to students during learning activities.
- 8) The teacher gives a maximum of 5 minutes to present the conversation in class in pairs.

c. Post-teaching:

- 1) The teacher provides feedback to students regarding the process and results learning.
- 2) The teacher provides evaluation by playing a match game.
- 3) Students and teachers say closing greetings/prayer before going home.

3. Post-test

After carrying out the treatment, the experimental group was given a post-test. The oral test included one theme and situation from which each pair selected one. Subsequently, students engaged in a conversation based on their theme, with each pair having a maximum of 5 minutes. The researcher analyzed the differences between post-test and pre-test scores in the class. By using this post-test, the researcher was able to obtain results and prove that there were differences in students' interactional speaking abilities when using the pair-work technique.

D. Research Design

The approach used in this study was a quantitative approach. The quantitative approach focused on collecting numerical data for processing and statistical analysis. Gay & Mills (2019) stated that experimental research involved manipulating at least one independent variable, controlling other relevant variables, and observing the effect on one or more dependent variables. The type of research utilized was pre-experimental. The researcher selected one class. The researcher opted for pre-experimental research due to its simpler design, aligning with the research objective of testing the effects of a treatment without imposing more stringent controls. This was a model of pre-experimental design.

$$\boxed{O_1 \ X \ O_2}$$

Where:

O_1 = Pre-test

X = Treatment

O_2 = Post-test

(Sugiyono, 2010)

According to Gay & Mills (2019), the one-group pre-test post-test design involved a single group that was pretested (O), exposed to a treatment (X), and then tested again (O). The success of the treatment was determined by comparing pre-test and post-test scores.

E. Research Instrument

An instrument was a tool used to collect data. According to Dick (2000) in Yassi & Kaharuddin (2018), giving tests was very effective to demonstrate that learning had occurred as a result of instruction. Therefore, it was very important to clarify the process of giving tests. The type of test that was used was an oral production test. According to Heaton (1991), role play was one of the important techniques for oral production tests. The students involved were assigned fictitious roles and were required to improvise in language and behavior.

To collect data, the researcher conducted pre- and post-tests. The pre-test was used to assess students' interactional speaking abilities before employing the pair-work approach. Following the pre-test, the researcher used the pair-work technique to provide therapy. The procedure of the test was that students were divided into pairs to communicate based on the topic that was discussed. The assessment included aspects such as accuracy, comprehension, and fluency. The effectiveness of this strategy was evaluated during the post-test evaluation to see whether the pair-work technique could assist students in improving their interactional speaking abilities.

1. Criteria and scores in speaking assessment

According to Harris (1974), there are 5 Components that were used in the speaking assessment, namely grammar, vocabulary, comprehension, fluency, and pronunciation.

Table 3.1 Speaking Components

Categories	Score	Criteria
Grammar	1	Errors in grammar and word order so severe as to make speech virtually unintelligible.
	2	Grammar and word-order errors make comprehension difficult. Must often rephrase sentences and/or restrict himself to basic patterns.
	3	Makes frequent errors of grammar and word order which occasionally obscure meaning.
	4	Occasionally makes grammatical and/or word-order error which do not, however, obscure meaning.
	5	Makes few (if any) noticeable errors of grammar or word order. do not, however, obscure meaning.

Categories	Score	Criteria
Vocabulary	1	Vocabulary limitations so extreme as to make conversation virtually impossible
	2	Misuse of words and very limited vocabulary make comprehension quite difficult.

	3	Frequently uses the wrong words; conversation somewhat limited because of inadequate vocabulary.
	4	Sometimes uses inappropriate terms and/or must rephrase ideas because of lexical inadequacies.
	5	Use of vocabulary and idioms is virtually that of a native speaker.

Categories	Score	Criteria
Comprehension	1	Cannot be said to understand even simple conversational English.
	2	Has great difficulty following what is said. Can comprehend only "social conversation" spoken slowly and with frequent repetitions.
	3	Understands most of what is said at slower-than-normal speed with repetitions.
	4	Understands nearly everything at normal speed, although occasional repetition may be necessary.
	5	Appears to understand everything without difficulty.

Categories	Score	Criteria
Fluency	1	Speech is so halting and fragmentary as to make conversation virtually impossible.
	2	Usually hesitant; often forced into silence by language limitations.
	3	Speed and fluency are rather strongly affected by language problems.
	4	Speed of speech seems to be slightly affected by language problems.
	5	Speech as fluent and effortless as that of a native speaker.

Categories	Score	Criteria
Pronunciation	1	Pronunciation problems so severe as to make speech virtually unintelligible.
	2	Very hard to understand because of pronunciation problems. Must frequently be asked to repeat.
	3	Pronunciation problems necessitate concentrated listening and occasionally lead to misunderstanding.
	4	Always intelligible, though one is conscious of a

		definite accent.
	5	Has few traces of foreign accent.

(Harris, 1974)

Table 3.2 The Rating Scale of Students Score

NO	Rating	Classification
1	21.00 – 25.00	Excellent
2	16.00 – 20.99	Good
3	11.00 – 15.99	Fair
4	6.00 – 10.99	Poor
5	5.00 – 5.99	Very poor

(Kaharuddin, 2018)

F. Data Validation

The purpose of data validation in this research is to ensure that the results are reliable and accurately reflect the impact of the pair work technique on improving students' interactional speaking skills. Data validation is a crucial process to ensure that the data collected in this study is accurate. Experts in English education also reviewed the research findings to provide feedback.

G. Data Processing and Analysis Technique

The test data needed to undergo a normality test to ascertain whether they followed a normal distribution. Subsequently, the impact of the instructions was assessed through the application of a dependent sample t-test. The objective was to determine whether the t-test scores of the

experimental group exhibited a significant increase compared to the t-table scores. SPSS version 25.0 was used as a tool to manage, analyze, and report data in the context of experimental research.

H. Hypothesis Test

The researcher put statements of hypothesis test namely:

H_0 = the null hypothesis

If Sig. (2-tailed) < 0.05, H_0 is accepted and H_1 is rejected

H_1 = the alternative hypothesis

If Sig. (2-tailed) < 0.05, H_0 is rejected and H_1 is accepted

CHAPTER IV

FINDINGS AND DISCUSSION

A. Findings

This chapter generally presents the findings of the research which shows the description of the data and the discussion of the findings. The hypotheses were answered based on data obtained. Furthermore, in this chapter, this chapter is described the effect of pair work technique on improving students' interactional speaking skill at the Second grade of MA Madani Alauddin. The researcher analyzed the data obtained from the students' pre-test and post-test results. The data consisted of the pre-test and post-test results. The pre-test is expected to determine the students' interactional speaking skills before being given treatment, while the post-test is intended to determine whether there is an increase or not in the interactional speaking of students after several treatments.

This study comprises three stages: planning, implementation, and evaluation.

1. Planning of Research

Planning is the first step in research because it covers everything that is needed in research. In learning, a teacher must prepare everything for the entire learning process to run smoothly. Wong (2009) stated that successful teachers are innovative planners, exceptional classroom managers, adept critical thinkers, and competent problem solvers. According to Whitehead, Jensen, & Boschee (2013), Planning can help students understand the

structure of the lessons and what is required of each student. Students need opportunities to go through the planning and preparation process so they can see how to implement lessons.

a. Lesson Plan

Planning utilized the Curriculum 2013 Lesson Plan (RPP) as MA Madani still follows the 2013 curriculum for the second grade. The second grade still uses the 2013 Curriculum because the merdeka curriculum was only implemented for first grade in 2023. The merdeka curriculum requires a gradual process to be implied to all grade levels. In the new academic year of 2024, the merdeka curriculum will be implied in the second grade. Based on Minister of Education and Culture Regulation No. 22 of 2016, the 13 components of the Lesson Plan (RPP) consist of:

- 1) School identity, namely the name of the educational institution. School identity included basic information about the school as the location for the research.
- 2) Subject identity or theme/sub-theme included information about the subject being taught.
- 3) Grade and semester included information about grade level and semester in which the lesson plan will be implemented.
- 4) Core material included the main topic or subject matter that will be taught in several meetings.
- 5) Time allocation determined according to the needs for achieving competencies and the learning load, considering the available number

of lesson hours in the syllabus and competencies that must be achieved.

- 6) Learning objectives formulated based on competencies, using operational verbs that can be observed and measured, including attitudes, knowledge, and skills. The learning objectives of this utilize the ABCD theory, namely audience, behavior, condition, and degree.
- 7) Basic competencies and indicators of competency achievement.
- 8) Learning materials, which include facts, concepts, principles, and relevant procedures, and are written in the form of items according to the formulation of indicators of competency achievement.
- 9) Teaching methods used by educators to create a learning atmosphere and learning process so that students achieve competencies adjusted to the characteristics of students and the competencies to be achieved.
- 10) Learning media, in the form of teaching aids to deliver lesson materials.
- 11) Learning resources, which can be books, print and electronic media, the environment, or other relevant learning resources.
- 12) The instructional steps are carried out through the stages of introduction, core, and conclusion, and
- 13) Assessment of learning outcomes used to test students' understanding about lesson materials.

b. Teaching Material

In addition to lesson plans, the researcher provides teaching materials for students as activities carried out in class, including competency standards and achievement indicators. The researcher not only made lesson plan but also designed materials to teach in the class. The materials were employed to ensure activities that activities can be carried out as effective as possible to attain the planned objective in each lesson. According to Kaharuddin and Yassi (2018), there are 3 components in making teaching materials: Skill getting, skill using, and review.

Skill Getting is aimed at preparing and equipping the students with specific elements of knowledge which compose communicative ability for later communication. Therefore, this lesson presents knowledge of linguistic forms that the students need to be able to speak English in a certain topic such as vocabulary and pronunciation drills. After the students equip with the linguistic forms, they must take a part in pair practice which is aimed at linking between the language forms being learnt (vocabulary and pronunciation) and their potential usage.

In addition, Skill Using makes effort to bridge the gap between the students' knowledge of linguistic forms and the ability to talk about a particular topic. There are two sub activities in this lesson i.e., functional communication and social interaction activities. Functional communication activity shows how the vocabulary and expressions being learnt function in real conversations. This lesson enables the students to be involved in a social

interaction of a particular topic by using the previous equipped language forms.

Review is aimed at measuring how much the students have learnt in a certain given unit. This lesson provides sub-activity i.e., language game. To implementation technique pair work by developing teaching materials based on the lesson plan previously made in appendix 3.

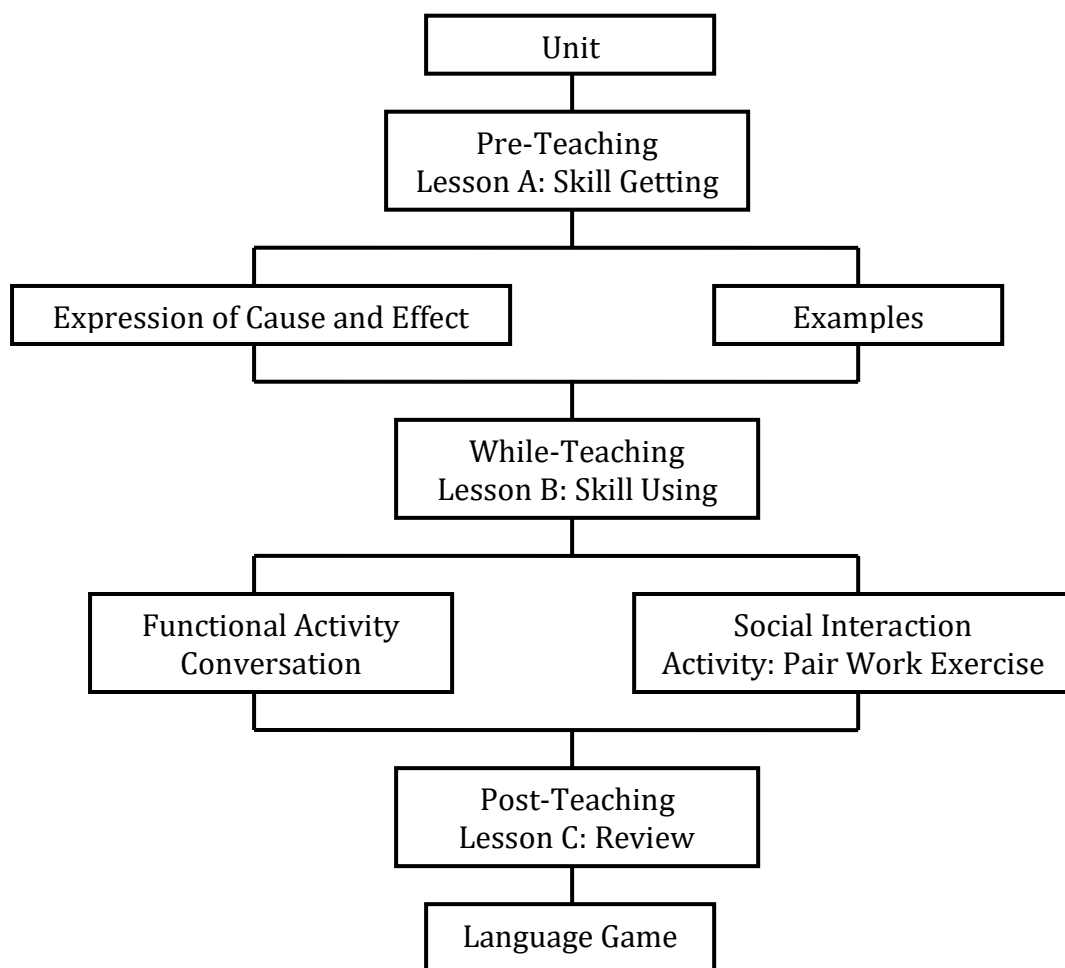


Figure 4.1 A framework of Pair Work Learning Material

2. Implementation of Research

Implementation includes the stages outlined in the RPP. the implementation involves teaching pair work techniques to enhance students' interactional speaking abilities according to the stages outlined in the Lesson Plan (RPP). This implementation stage involves 15 students, with stages consisting of pre-teaching, while-teaching, and post-teaching. The treatment is conducted for three sessions.

a. Learning Process

There are three elements in teaching materials the first is pre-teaching, the second is while teaching and the last is post-teaching.

1) Pre-teaching

Pre-teaching is a preparation stage before implementing the main learning. In the context of experimental research using pair work techniques, pre-teaching involves delivering basic material or concepts to students before they are involved in pair work activities using role play. For example, the teacher began by taking attendance. Next, the teacher prepared the students physically and mentally for the learning activities. The teacher then asked questions related to the upcoming lesson. Finally, the teacher provided an overview of the benefits of learning the material in everyday life.

2) While Teaching:

While teaching is the stage of implementing the main learning activities, where students are actively involved in learning activities. The teacher introduced the topic of cause and effect to the students and explained

the learning objectives to be achieved. Next, the teacher provided an example of a paired conversation based on the cause and effect material. The teacher then assigned discussion themes or role-play scenarios relevant to the topic being studied. In pairs, the students composed a simple short dialogue containing expressions of cause and effect based on the given theme. Throughout the learning activity, the teacher offered guidance and support to the students. Finally, the teacher allotted a maximum of 5 minutes for each pair of students to present their conversation to the class.

3) Post-Teaching

Post-teaching is the reflection and evaluation stage after the main learning is completed. In experimental research pair work techniques using role play, post-teaching involves activities such as the teacher provided feedback to the students on the learning process and outcomes. Next, the teacher conducted an evaluation using a match game. Finally, the students and the teacher said their closing greetings and prayed before going home.

b. Instrument test

According to Heaton, J.B. (1988), there are several types of speaking test, consist of reading aloud, conversational exchanges, describing picture, oral interview, and some other tests such as the short talk, group discussion and role-playing. In this research, the researcher uses role play. (See appendix 3).

According to Ladousse (1987), there are several components in designing instrument test for role play.

1) Organization

Whether the activity involves pair work or group work and, in the latter case, how big the groups should be.

2) Time

An indication of the time that the actual role play will take. More time will be needed if the students have to read articles, reports, etc.

3) Aim

The broader objective of each activity, such as developing self-confidence, learning to improvise, or becoming sensitive to attitude expressed in language.

4) Variations

Some activities have variations in making situations that can be used by the students in the classroom.

3. Evaluation of Research

In the evaluation section, pre-tests and post-tests are conducted by students involving the English language subject teacher to assess students' speaking skill according to predetermined rubrics to ensure more objective assessment as it is conducted by experienced teachers.

a. The Result of Pre-test

In the pre-test, the oral production test was given to fifteen students one day before teaching the students using the developed teaching materials

that is on April 20, 2024 in MA Madani Alauddin. One examiner involved in testing the fifteen students. She is an English teacher at MA Madani Alauddin. The scores range from 1 to 5 given to the students' speaking skills covered five speaking components i.e pronunciation, grammar, vocabulary, fluency, as well as comprehension which are analyzed and resulted in the information as shown in the following table:

Table 4.1 The Result of Pre-Test

No.	Respondent Number	Speaking Component					Total
		Pronunciation	Grammar	Vocabulary	Fluency	Comprehension	
1	001	2	2	2	3	2	11
2	002	2	2	2	3	2	11
3	003	3	2	2	2	2	11
4	004	2	2	2	2	2	10
5	005	3	2	3	2	2	12
6	006	2	2	2	2	2	10
7	007	2	2	3	2	2	11
8	008	2	2	2	2	2	10
9	009	2	2	2	3	2	11
10	010	2	2	2	2	2	10
11	011	3	2	2	2	2	11
12	012	3	2	2	2	2	11
13	013	3	3	3	4	3	16
14	014	3	3	3	3	3	15
15	015	3	2	2	2	2	11
Average		2.46	2.13	2.26	2.4	2.13	11.40

(Primary Data Processing)

Based on the results of pre-test analysis in the table above, it has been found that the total score of this test ranges from one (1) to twenty-five (25). The highest total score was achieved by respondent 013 with sixteen (16) total score. On the other hand, the lowest total score was achieved by respondent 004, 008, and 010 with ten (10) total score. However, the overall students achieved 11.40 as the average score for their speaking skills which

means that the quality of the students' speaking skills is only fair before learning with the teaching materials. Here is the result of pre-test chart.

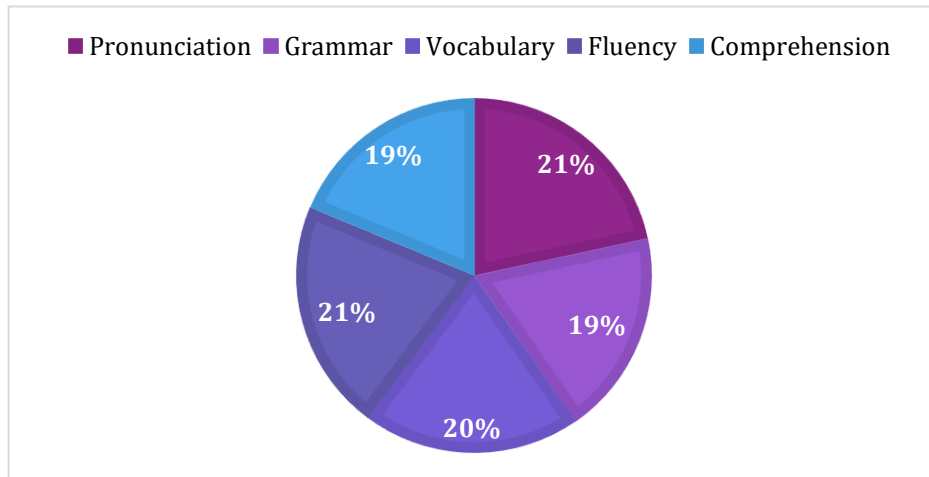


Figure 4.2 Pre-test Chart

The pre-test was processed and analyzed by using SPSS which had resulted in the following pre-test description.

Table 4.2 Descriptive Statistics of Pre-Test Statistics

Pre-test		
N	Valid	15
	Missing	0
Mean		11.40
Median		11.00
Std. Deviation		1.765
Variance		3.114
Minimum		10
Maximum		16

The description of pre-test can be seen in the following statistical histogram which was processed by using SPSS.

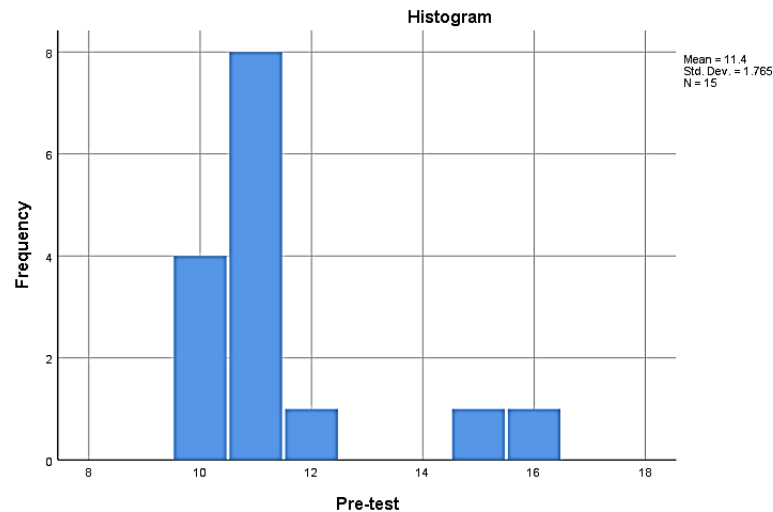


Figure 4.3 The Pre-test Score Distribution

b. The Result of Post-Test

The way of explaining the activities of the post-test is similar to the pre-test. The explanation can be written this way: this post-test was administered on Saturday, May 04 2024 after the fifteen students achieved some treatments using the developed teaching materials for three meetings successively. This test was conducted in MA Madani Alauddin. The test still employed "the oral production test" with the same examiner who tested and scored the fifteen students in the pre-test. Either the procedures or the teaching materials used in this second test were the same as those in the pre-test. The analysis of the oral test results can be indicated in the following table:

Table 4.3 The Result of Post Test

No.	Respondent Number	Speaking Component					Total
		Pronunciation	Grammar	Vocabulary	Fluency	Comprehension	
1	001	3	4	4	3	2	16
2	002	3	3	4	3	3	16
3	003	3	3	3	3	3	15
4	004	3	3	3	3	2	14
5	005	4	3	3	3	3	16
6	006	3	4	3	3	2	15
7	007	4	4	3	3	2	16
8	008	4	3	4	3	3	17
9	009	3	3	4	2	3	15
10	010	4	3	4	2	3	16
11	011	4	3	4	3	3	17
12	012	3	4	3	4	3	17
13	013	4	4	4	3	4	19
14	014	3	4	4	3	4	18
15	015	4	3	4	3	3	17
Average		3.46	3.4	3.4	2.93	2.86	16.27

(Primary Data Processing)

From the data above, we can see that of 15 subjects who participated in this study, one student (R. 013) achieved 19 score as the maximum total score and another student (R. 004) gained 14 score as the minimum total score achieved by the students in this post-test. In all the result of the post-test scores analysis indicates that the students have achieved 16.27 as the total average score in the post-test which means that the quality of the students' speaking skills after getting treatment using the teaching materials is good. Here is the result of pre-test chart.

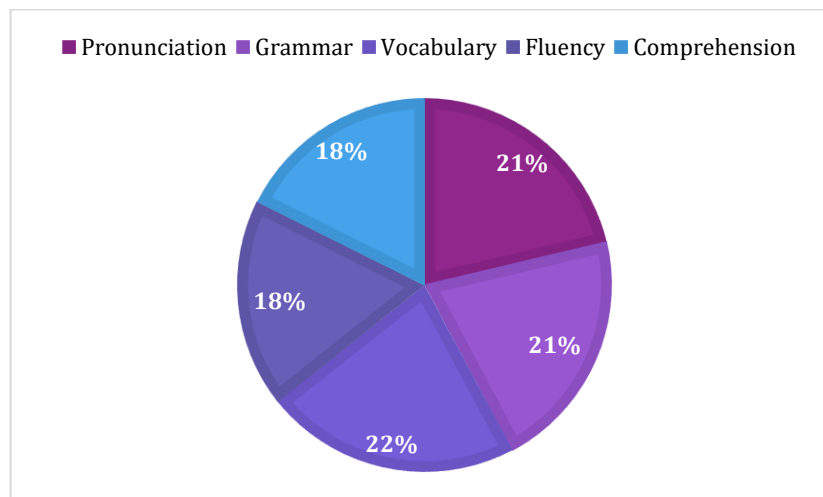


Figure 4.4 Post-test Chart

The post-test was processed and analyzed by using SPSS which had resulted in the following pre-test description.

Table 4.2 Descriptive Statistics of Post-Test

Statistics		
Post-test		
N	Valid	15
	Missing	0
Mean		16.27
Median		16.00
Std. Deviation		1.280
Variance		1.638
Minimum		14
Maximum		19

The description of post-test can be seen in the following statistical histogram which was processed by using SPSS.

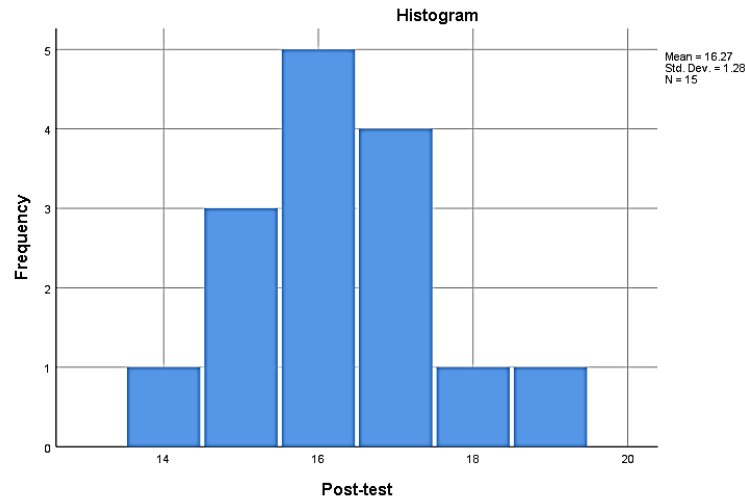


Figure 4.5 Post-Test Score Distribution

c. The Overall Results of Pre-Test and Post-Test

Comparing participants' post-test scores to their pre-test scores enables to see whether the training was successful in increasing participants knowledge of the training content. The comparison of the gain scores between pre-test and post-test can be illustrated as follows:

Table 4.5 Test Score Comparison Between Pre-Test and Post-Test

No.	Respondent Number	Speaking Component	
		Pre-test	Post-test
1	001	11	16
2	002	11	16
3	003	11	15
4	004	10	14
5	005	12	16
6	006	10	15
7	007	11	16
8	008	10	17
9	009	11	15
10	010	10	16
11	011	11	17
12	012	11	17
13	013	16	19
14	014	15	18
15	015	11	17
Average		11.40	16.27
Description		Fair	Good

(Primary Data Processing)

The table shows that significant improvement takes place in the students' gained score before and after treatment. It means that the students get improvement in their speaking skills after learning with the developed teaching materials in this study. The improvement can be measured by looking at the minimum and the maximum scores in the pre-test and the post-test in which ten (10) is the minimum score in the pre-test while fourteen (14) is the minimum score in the post-test. Besides, sixteen (16) is the maximum score in the pre-test, while nineteen (19) is the maximum score in the post-test. In addition, the students' progress in learning can also be measured by comparing the students' gain score in pre-test 11.40 and the students' gain score in post-test 16.27. If the two gain scores are considered the students' speaking quality before and after treatment, we may then state that the quality of the students' speaking skills is fair to good.




Figure 4.6 The Comparison Between Pre-Test and Post-Test Score Distribution

d. Assumption Test

In order to test the hypothesis, the independent t-test is used to know whether H0 or H1 is accepted or not. The implication of this research is:

H_0 = the null hypothesis

If Sig. (2-tailed) < 0.05, H_0 is accepted and H_1 is rejected

H_1 = the alternative hypothesis

If Sig. (2-tailed) < 0.05, H_0 is rejected and H_1 is accepted

e. Independent T-Test

In order to test the hypothesis, the independent t-test is then used to tell whether we should accept or reject our null hypothesis.

Table 4.6 Paired Samples T-Test

Pair		Mean	Std. Deviation	Paired Differences			t	df	Sig. (2-tailed)
				Std. Error	95% Confidence Interval of the Difference				
				Mean	Lower	Upper			
1	Pre-test - Post-test	-4.867	1.187	.307	-5.524	-4.209	-15.876	14	.000

Regarding the table above, it is found out that SPSS output for one sample t-test = -15.876 and sig. (2-tailed) = 0.000. This output reveals that sig = 0.000 < p-value = 0.05. This implies that the treatment has significant main effect on the students' interactional speaking skill achievement. The statement was proved by the t-test value (15.876) which was higher than t-table (2.145) in the distribution table, at the level of significance 0.05 and degree of freedom (df) 14. The null hypothesis is therefore rejected.

B. Discussion

As it was stated in second chapter, that pair work technique can challenge students to interact with peers as they make meaning of information and reinterpret knowledge, they have acquired can help

students move to deeper levels of understanding. According to Moon (1983) teachers use pair work because of the opportunity this offers for increased language input, students practice and greater involvement in language learning. Working in pairs enriches and promotes meaningful interaction between learners, resulting in increased language production. As a result, introducing pair work as an effective technique increases students' language production in terms of speaking tasks.

This research was conducted through 3 stages: planning, implementation, and evaluation. The students' progress in learning is measured by comparing the students' gain score in pre-test 11,40 and the students' gain score in post-test 16.27. The result of this study shows that the students' scores in post-test were higher than pre-test after the application of pair work technique.

The alternative hypothesis of this research would be accepted if significant value is less than 0.05. If the significant value is greater than 0.05, the alternative hypothesis is rejected. The result of the data analysis was the significant value is less than 0.05. SPSS output for one sample t-test = 15.876 and sig. (2-tailed) = 0.000. This output reveals that sig = 0.000 < p-value = 0.05. Based on the result, the alternative hypothesis was accepted. In other words, there is a significant difference after applying pair work as a technique. This implies that the treatment has significant main effect on the students' interactional speaking skill achievement.

Based on the result from the pre-test, as seen from the chart, the highest score was in pronunciation and vocabulary, both at 21%. Meanwhile, the post-test result showed that the highest score was in vocabulary, at 22%. The vocabulary score was the highest and improved because during the treatment activities, students were consistently given examples of conversations that can be used in daily life, allowing them to learn which vocabulary word can be used.

These findings are consistent with the preceding research in chapter 1, which found that the pair-work technique improves students' speaking skill. Rianti et al., (2022) carried out similar studies using an experimental method. The distinction between this study and other studies is that some researchers used Classroom Action Research (CAR) and questionnaires to collect data. Previous research simply looked at students' speaking skill in general, however this study focuses on the types of interactional speaking that occur in daily conversation.

This study had three stages: pre-test, treatment, and post-test. During the pre-test, the researcher assigned three discussion topics in pairs based on the subjects covered in the treatment stage, and students were directed to choose one and practice it in front of the class. In the treatment part, three meetings were conducted. At these three sessions, researchers used Kaharuddin and Yassi's (2018) theory to construct instructional materials for treatment, namely skill getting, skill using, and review.

The first meeting, held on April 26, 2024, focused on being late for school. At the second meeting, held on April 27, 2024, the matter of new traffic lights at crossings was considered. The third meeting, held on May 3, 2024, focused on boosting academic performance. Following treatment, the post-test is administered in the same manner as the pre-test, with the same themes covered during treatment. An English teacher at MA Madani analyzed the students' pre-test and post-test, making the research results more accurate and reliable.

The study was found to be beneficial following the evaluation. Teachers may use the pair work technique in teaching or learning activities, particularly when teaching interactional speaking skills in English. It helps students enhance their speaking skills, especially in everyday situations. On the other hand, teachers may apply a new and appropriate teaching style while abandoning an old strategy in order to make the learning process more exciting and pleasurable.

CHAPTER V

CONCLUSION AND SUGGESTION

A. Conclusion

Based on the previous chapter, it can be concluded that pair work technique is effective on improving students' interactional speaking skill. The improvement can be measured by looking at the minimum and the maximum scores in the pre-test and the post-test in which ten (10) is the minimum score in the pre-test while fourteen (14) is the minimum score in the post-test. Besides, sixteen (16) is the maximum score in the pre-test, while nineteen (19) is the maximum score in the post-test. In addition, the students' progress in learning can also be measured by comparing the students' gain score in pre-test 11.40 and the students' gain score in post-test 16.27.

It was found out that $T\text{-test} = 15.876$ and $\text{sig (2 tailed)} = 0.000$. This output reveals that $\text{sig} = 0.000 < p\text{-value} = 0.05$. This implied that the intervention has a significant main effect on the students' interactional speaking skill improvement. Therefore, the alternative hypothesis was accepted. It indicated that there was an effect of pair work technique on improving students' interactional speaking skill at the second grade of MA Madani Alauddin.

B. Suggestion

From the conclusions above, the researcher submitted several suggestions to the teachers and the next researchers as follows:

1. For the teachers

This study was conducted thoroughly, following all stages in learning device including the lesson plan (RPP), teaching materials, and instrument test. thus, the study has been proven to be effective after the evaluation. In the teaching or learning activities, especially for teaching interactional speaking skill, the teachers may apply pair work technique in teaching English. It helps the students improve their speaking skill especially in daily life situation. On the other hand, the teachers may use a new and right teaching technique and they may leave the old technique to make the learning process more interesting and enjoyable.

2. For the next researchers

This research has undergone various stages supported by relevant theories, thereby enhancing its validity. It is hoped to make the readers or the next researchers develop their knowledge, experience in composing academic writing and give good contribution to the next researchers as a reference for further studies on a similar topic.

BIBLIOGRAPHY

- Andas, N. H., Arafah, B., Hl, N. I., Kaharuddin, Azizah, R. N., Alhakim, Roslina, & Malik, K. (2021). The Effect Of Pow-Tega As Interactive Technique To Improve Students' Speaking Ability At Senior High School Student. *Turkish Journal of Computer and Mathematics Education (TURCOMAT)*, 12(4), 625–630. <https://doi.org/10.17762/turcomat.v12i4.545>.
- Andi Kaharuddin, B. A. (2018). Discourse Analysis for English Language Teaching. Germany: *Lambert Academic Publishing*.
- Cahyani, F. (2018). The Use of Think Pair Share Technique to Improve Students' Speaking Performance. *Research in English and Education (READ)*, 76-90.
- Elizabeth F. Barkley, C. H. (2014). *Collaborative Learning Techniques*. San Fransisco: Jossey-Bass.
- Gay, L. R., & Mills, G. E. (2019). Competencies for analysis and application. In *Pearson Education*.
- Goh, C. C. M., & Burns, A. (2012). Teaching Speaking: A Holistic Approach. *Cambridge University Press*.
- Harris, D. P. (1974). *Testing a Second Language*. Library of Congress Catalog
- Hasanuddin. (2014). Teaching English As A Foreign Language. Yogyakarta: *Deepublish*.
- Heaton, J. B. (1991). *Writing English Language Tests*. United States of America: Longman Handbooks for Language Teachers.
- Jatmiko. (2017). The Implementation of Pair Work To Improve Students' English Speaking to The Second Semester At Pharmacist Program of Health Sciences Faculty of Kadiri University. *Journal of English Teaching and Research, May*, 1–14.
- Ladousse, G. P. (1987). *Role Play*. New York: Oxford University Press.
- Levy, M., & Murgatroyd, N. (2009). *Pairwork-and-Groupwork*. Cambridge.
- Marsevani, M., & Habeebanisya. (2022). A Classroom Action Research: Improving Speaking Skills Through Work in Pairs Technique. *E. TLEMC (Teaching and Learning English in Multicultural Contexts)*, 6(1), 16–22.

- Maya Marsevani, H. (2022). A Classroom Action Research: Improving English Skills Through Work in Pairs Technique. *TLEMC (Teaching & Learning English in Multicultural Contexts)*, 16-22.
- Moon, J. (1983). Children Learning English. In *Contributions to the study of visual literacy* (pp. 1–184).
- Nawir, M. S. (2022). the Effect of Using Voa (Voice of American) News Video on Improving the Students Transaccional Speaking At Senior High School Soppeng. *English Language, Linguistics, and Culture International Journal*, 2(3), 231–238. <https://doi.org/10.24252/elstic-ij.v2i3.33976>
- Nawir, M. S., Nur, N. A., & Wiranto, M. (2021). Emotional Quotient and the Second Year Students' Speaking Ability of English Education Department. *English Language, Linguistics, and Culture International Journal*, 1(3), 181. <https://doi.org/10.24252/elstic-ij.v1i3.25799>
- Pelenkahu, N. (2017). Improving Speaking Skill Through Joyful, Active, Creative, Effective Approach (JACEA): Classroom Action Research at Fourth Grade Student. *World Journal of English Language*, 7(4), 31.
- Rianti, R., Syahid, A., & Qamariah, Z. (2022). The Effectiveness of Pair Work Activities on Students' Speaking Anxiety and Speaking Ability. *Jurnal Educatio FKIP UNMA*, 8(4), 1471–1477.
- Sugiyono. (2013). Metode Penelitian Kuantitatif, Kualitatif, dan R&D. Bandung: ALFABETA.
- Vygotsky, L. (1979). *Mind in Society The Development of Higher Psychological Processes*. United States of America : Library of Congress Cataloging.
- Whitehead, B., Jensen, D., & Boschee, F. (2013). *Planning for Technology*. California: SAGE Publication.
- Wong, H. (2009). *The First Day of School*. California: Harry Wong Publication.
- Yassi, A. H., & Kaharuddin. (2018). *Syllabus Design for English Language Teaching*. Jakarta: Prenadamedia Group.
- Zohairy, S. (2014). Effective pairwork strategies to enhance Saudi pre-intermediate college students' language production in speaking activities. *European Scientific Journal*, 10(2), 1857–7881.

APPENDIX

APPENDIX I

LESSON PLAN

RENCANA PELAKSANAAN PEMBELAJARAN (RPP)

Nama Sekolah : MA Madani Alauddin
 Mata Pelajaran : Bahasa Inggris
 Kelas/Semester : XI/Genap
 Alokasi Waktu : 9 x 45 Menit (3 Pertemuan)

Topik Pembelajaran : Informasi Terkait Hubungan Sebab Akibat

A. Kompetensi Inti

- K1 : Menghayati dan mengamalkan ajaran agama yang dianutnya.
 K2 : Menghayati dan mengamalkan perilaku jujur, disiplin, santun, peduli (gotong royong, kerjasama, toleran, damai), bertanggung jawab, responsif, dan pro-aktif dalam berinteraksi secara efektif sesuai dengan perkembangan anak di lingkungan, keluarga, sekolah, masyarakat dan lingkungan alam sekitar, bangsa, negara, kawasan regional, dan kawasan internasional”.
 K3 : Memahami, menerapkan, dan menganalisis pengetahuan faktual, konseptual, prosedural, dan metakognitif berdasarkan rasa ingin tahunya tentang ilmu pengetahuan, teknologi, seni, budaya, dan humaniora dengan wawasan kemanusiaan, kebangsaan, kenegaraan, dan peradaban terkait penyebab fenomena dan kejadian, serta menerapkan pengetahuan prosedural pada bidang kajian yang spesifik sesuai dengan bakat dan minatnya untuk memecahkan masalah.
 K4 : Mengolah, menalar, dan menyaji dalam ranah konkret dan ranah abstrak terkait dengan pengembangan dari yang dipelajarinya di sekolah secara mandiri, bertindak secara efektif dan kreatif, serta mampu menggunakan metode sesuai kaidah keilmuan.

B. Kompetensi Dasar dan Indikator

Kompetensi Dasar	Indikator
3.7 Menerapkan fungsi sosial, struktur teks, dan unsur kebahasaan teks interaksi	<ul style="list-style-type: none"> • Mengidentifikasi situasi yang memunculkan pernyataan sebab

<p>transaksional lisan dan tulis yang melibatkan tindakan memberi dan meminta informasi terkait hubungan sebab akibat, sesuai dengan konteks penggunaannya. (Perhatikan unsur kebahasaan <i>because of ...</i>, <i>due to ...</i>, <i>thanks to ...</i>)</p>	<p>akibat.</p> <ul style="list-style-type: none"> • Menyebutkan situasi yang memunculkan pernyataan sebab akibat dan menyebutkan pernyataan yang dimaksud • Memahami struktur teks dalam memberi dan meminta informasi terkait hubungan sebab akibat • Memahami unsur kebahasaan dari sebuah teks dalam memberi dan meminta informasi terkait hubungan sebab akibat
<p>4.7 Menyusun teks interaksi transaksional lisan dan tulis yang melibatkan tindakan memberi dan meminta informasi terkait hubungan sebab akibat, dengan memperhatikan fungsi sosial, struktur teks, dan unsur kebahasaan yang benar dan sesuai konteks</p>	<ul style="list-style-type: none"> • Menulis teks pendek yang melibatkan peneruaan sebab akibat dan kemudian dibacakan ke kelas • Membuat beberapa pandangan dari hasil pengamatan yang melibatkan sebab akibat terkait dalam upaya menjaga, memelihara dan memperbaikinya

C. Tujuan Pembelajaran

- a. Setelah mempelajari materi *cause and effect*, siswa dapat meningkatkan kemampuan *interactional speaking* mereka dan aktif berpartisipasi untuk menjelaskan sebab-akibat dalam percakapan dengan pasangan mereka dalam menghadapi situasi yang disimulasikan dengan lancar.

D. Materi Pembelajaran

- a. Fungsi Sosial
Menjelaskan, memberikan alasan, mensyukuri, dsb.
- b. Struktur Teks
 - Memulai
 - Menanggapi (diharapkan/di luar dugaan)
- c. Unsur Kebahasaan
 - Kata yang menyatakan hubungan sebab akibat: *because of ...*, *due to ...*, *thanks to ...*
 - Nomina singular dan plural dengan atau tanpa *a*, *the*, *this*, *those*, *my*, *their*, dsb.
 - Ucapan, tekanan kata, intonasi, ejaan, tanda baca, dan tulisan tangan

d. Topik

Keadaan, perbuatan, tindakan di sekolah, rumah, dan sekitarnya yang layak dibahas melalui sebab akibat yang dapat menumbuhkan perilaku yang termuat di KI.

E. Metode Pembelajaran

- a. Pendekatan : Saintifik
- b. Model Pembelajaran : Collaborative learning
- c. Teknik : Pair work

F. Media, Alat, dan Sumber

- a. Media dan Alat : Spidol, papan tulis, dan laptop
- b. Sumber : Buku Penunjang Kurikulum 2013 Mata Pelajaran Bahasa Inggris Kelas XI, Kemendikbud, Revisi Tahun 2016

G. Langkah-langkah Pembelajaran

1. Pertemuan pertama (3 x 45 menit)

a. Pendahuluan (15 menit)

- 1) Guru memeriksa kehadiran siswa
- 2) Menyiapkan fisik dan psikis peserta didik dalam mengawali kegiatan pembelajaran
- 3) Mengajukan pertanyaan yang ada keterkaitannya dengan pelajaran yang akan dilakukan.
- 4) Memberikan gambaran tentang manfaat mempelajari pelajaran yang akan dipelajari dalam kehidupan sehari-hari.

b. Kegiatan Inti (105 menit)

- 1) Guru memperkenalkan topik pembelajaran cause and effect kepada siswa dan menjelaskan tujuan pembelajaran yang akan dicapai.
- 2) Guru menjelaskan kepada siswa tentang konsep teknik pair work.

- 3) Guru membantu siswa dalam membentuk kelompok secara berpasangan.
- 4) Guru memberikan contoh percakapan berpasangan sesuai dengan materi cause and effect.
- 5) Guru memberikan tema diskusi atau scenario peran yang sesuai dengan topik yang sedang dipelajari.
- 6) Siswa secara berpasangan menyusun suatu dialog singkat sederhana berisikan ungkapan ungkapan cause and effect berdasarkan tema yang telah diberikan.
- 7) Guru memberikan arahan dan bimbingan kepada siswa selama kegiatan pembelajaran berlangsung.
- 8) Guru memberikan waktu maksimal 5 menit untuk mempresentasikan percakapan di kelas secara berpasangan.

c. Penutup (15 menit)

- 1) Guru memberikan umpan balik kepada siswa terhadap proses dan hasil pembelajaran
- 2) Guru memberikan evaluasi dengan melakukan match game.
- 3) Siswa dan guru mengucapkan salam penutup /berdoa sebelum pulang

2. Pertemuan kedua (3 x 45 menit)

a. Pendahuluan (15 menit)

- 1) Guru memeriksa kehadiran siswa
- 2) Menyiapkan fisik dan psikis peserta didik dalam mengawali kegiatan pembelajaran
- 3) Mengajukan pertanyaan yang ada keterkaitannya dengan pelajaran yang akan dilakukan.
- 4) Memberikan gambaran tentang manfaat mempelajari pelajaran yang akan dipelajari dalam kehidupan sehari-hari.

b. Kegiatan Inti (105 menit)

- 1) Guru memperkenalkan topik pembelajaran signal words dalam cause and effect kepada siswa dan menjelaskan tujuan pembelajaran yang akan dicapai.
- 2) Guru memberikan contoh percakapan berpasangan sesuai dengan materi cause and effect.
- 3) Guru memberikan tema diskusi atau scenario peran yang sesuai dengan topik yang sedang dipelajari.
- 4) Siswa secara berpasangan menyusun suatu dialog singkat sederhana berisikan ungkapan ungkapan cause and effect berdasarkan tema yang telah diberikan.
- 5) Guru memberikan arahan dan bimbingan kepada siswa selama kegiatan pembelajaran berlangsung.
- 6) Guru memberikan waktu maksimal 5 menit untuk mempresentasikan percakapan di kelas secara berpasangan.

c. Penutup (15 Menit)

- 1) Guru memberikan umpan balik kepada siswa terhadap proses dan hasil pembelajaran
- 2) Guru memberikan evaluasi dengan melakukan match game.
- 3) Siswa dan guru mengucapkan salam penutup /berdoa sebelum pulang

3. Pertemuan ketiga (3 x 45 menit)**a. Pendahuluan (15 menit)**

- 1) Guru memeriksa kehadiran siswa
- 2) Menyiapkan fisik dan psikis peserta didik dalam mengawali kegiatan pembelajaran
- 3) Mengajukan pertanyaan yang ada keterkaitannya dengan pelajaran yang akan dilakukan.

4) Memberikan gambaran tentang manfaat mempelajari pelajaran yang akan dipelajari dalam kehidupan sehari-hari.

b. Kegiatan Inti (105 menit)

1) Guru memperkenalkan topik pembelajaran sentence structure dalam cause and effect kepada siswa dan menjelaskan tujuan pembelajaran yang akan dicapai.

2) Guru memberikan contoh percakapan berpasangan sesuai dengan materi cause and effect.

3) Guru memberikan tema diskusi atau scenario peran yang sesuai dengan topik yang sedang dipelajari.

4) Siswa secara berpasangan menyusun suatu dialog singkat sederhana berisikan ungkapan ungkapan cause and effect berdasarkan tema yang telah diberikan.

5) Guru memberikan arahan dan bimbingan kepada siswa selama kegiatan pembelajaran berlangsung.

6) Guru memberikan waktu maksimal 5 menit untuk mempresentasikan percakapan di kelas secara berpasangan.

c. Penutup (15 menit)

1) Guru memberikan umpan balik kepada siswa terhadap proses dan hasil pembelajaran

2) Guru memberikan evaluasi dengan melakukan match game.

3) Siswa dan guru mengucapkan salam penutup /berdoa sebelum pulang

H. Penilaian Hasil Belajar

- Teknik : Lisan
- Bentuk : Melakukan percakapan sesuai topik yang ditentukan
- Instrument: Tes Lisan

I. Pedoman Penilaian

Aspek	Keterangan	Skor
Pengucapan	Masalah pengucapan sangat parah sehingga membuat ucapan menjadi praktis sulit dipahami.	1

	Sangat sulit dipahami karena masalah pengucapan. Seringkali harus diminta untuk mengulang.	2
	Masalah pengucapan memerlukan mendengarkan yang konsentrasi dan kadang-kadang dapat menyebabkan salah paham.	3
	Selalu dapat dipahami, meskipun ada aksen yang kurang jelas.	4
	Memiliki sedikit jejak aksen asing.	5
Tatabahasa	Kesalahan dalam tata bahasa dan urutan kata sangat parah sehingga membuat ucapan praktis tidak dapat dimengerti.	1
	Kesalahan tata bahasa dan urutan kata membuat pemahaman sulit. Sering harus merumuskan ulang kalimat dan/atau membatasi diri pada pola dasar.	2
	Sering membuat kesalahan tata bahasa dan urutan kata yang kadang-kadang mengaburkan makna.	3
	Kadang-kadang membuat kesalahan tata bahasa atau urutan kata yang tidak mengaburkan makna.	4
	Jarang membuat kesalahan tata bahasa atau urutan kata yang mencolok, namun tidak mengaburkan makna.	5
Kosakata	Keterbatasan kosakata sangat ekstrem sehingga membuat percakapan praktis tidak mungkin.	1
	Penggunaan kata-kata yang keliru dan kosakata yang sangat terbatas membuat pemahaman sangat sulit.	2
	Sering menggunakan kata-kata yang salah; percakapan agak terbatas karena keterbatasan kosakata.	3
	Kadang-kadang menggunakan istilah yang tidak sesuai dan/atau harus merumuskan ide karena kekurangan kosakata.	4
	Penggunaan kosakata dan idiom hampir seperti penutur asli.	5
Kelancaran	Ucapan sangat terputus-putus sehingga membuat percakapan praktis tidak mungkin.	1
	Biasanya ragu; sering terdiam karena keterbatasan bahasa.	2
	Kecepatan dan kelancaran agak dipengaruhi oleh masalah bahasa.	3
	Kecepatan bicara agak dipengaruhi oleh masalah bahasa.	4

	Ucapan se lancar dan mudah seperti penutur asli.	5
Pemahaman	Tidak dapat dikatakan memahami bahasa Inggris percakapan bahkan yang sederhana.	1
	Mengalami kesulitan besar mengikuti apa yang dikatakan. Hanya dapat memahami "percakapan sosial" yang diucapkan secara lambat dan dengan pengulangan yang sering.	2
	Memahami sebagian besar yang dikatakan dengan kecepatan lebih lambat dari biasanya dengan pengulangan.	3
	Memahami hampir semua hal dengan kecepatan normal, meskipun kadang-kadang perlu diulang.	4
	Tampaknya memahami segalanya tanpa kesulitan.	5



APPENDIX II

TEACHING MATERIALS

Cause and Effect in English for Interactional Speaking Using Pair Work Technique (Class 11)

In class 11, we will explore cause and effect in the context of interactional speaking using pair work techniques. This aims to enhance students' speaking skills through direct interaction with each other. pair work is a collaborative English learning technique in which students are paired and converse with their classmates. Pair work give opportunity for increased language input, students practice and greater involvement in language learning.

First Meeting

Lesson A: Skill Getting

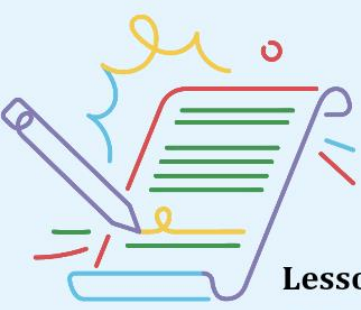
Phase and Expression of Cause and Effect

1. Identify Causes:

- Because
- The reason for
- On account of
- Bring about
- Give rise to

2. Express Effect:

- As a result
- Then
- Hence
- For this reason
- Therefore



Lesson B: Skill Using

I. Functional Activity: Conversation



Situation: Bima is a high school student who is frequently late for school. Today, he arrives late again and his teacher notices his tardiness.

Teacher: Good morning, Bima. Why are you late school again today?

Student: I'm sorry, Ma'am. I got stuck in traffic on the way to school

Teacher: I see. Being stuck in traffic can frustrating. What effect did it have on your arrival


Student: Well, because of the heavy traffic, the bus was delayed, and I missed the first period.

Teacher: I understand. It's important to leave early to account for unexpected delays. Being punctual is crucial for your learning.

Student: Yes, I'll make sure to leave earlier from now on to avoid being late.

Teacher: That's a good plan, Bima. Being on time shows responsibility a respect for your education.

Student: Thank you, Ma'am. I'll do my best to be more punctual in the future.



II. Pair Work Exercise

Topic of Cause and Effect for Speaking:

1. Late for school:

- Students are paired to discuss the effect of being late for school.


Lesson C: Review

I. Evaluation:

a. Language game: cause and effect match games

The students will pair up and attempt to match cause sentences with corresponding effect sentences.





Procedures:

1. Prepare a set of cards with cause sentences and a set of cards with effect sentences. For example:

Cause Card: "The storm was very strong."

Effect Card: "Many trees fell down."

2. Divide the students into pairs.

3. Instruct the students to find matching pairs of cause and effect sentences.

4. Once they have found matching pairs, they should form complete sentences by combining the cause and effect sentences.

5. Give them enough time to discuss and match the cards.


Here are some sentences for the cause and effect match game:


Cause Sentences:

- a. Heavy rain
- b. Excessive screen time
- c. Lack of exercise.
- d. Not studying for exams
- e. Eating unhealthy food

Effect Sentences

- a. Eye strain and fatigue
- b. Low grades
- c. Flooding in the streets
- d. Weight gain and health problems
- e. Poor physical health





Second Meeting

Lesson A: Skill Getting

I. Phrase and Expression of Cause and Effect

Due to
Because of
Owing to
Thanks to

+Noun

Because
Since
As
For
As a result of

+Noun

Lesson B: Skill Using

I. Functional Activity: Conversation

Situation: Alex and Maya are walking home from school together. They notice a group of workers installing a new traffic light at the problematic intersection.

Alex: Hey Maya, did you hear about the new traffic light installed at the intersection?

Maya: Yes, I did. It's meant to reduce accidents, right?

Alex: Exactly! The high number of accidents was the cause, so they installed the traffic light as a solution.

Maya: Hopefully, it'll make the intersection safer for everyone.

Alex: Definitely. It's a proactive step to prevent accidents and keep pedestrians and drivers safe.

Maya: Let's hope it has a positive effect on reducing accidents in the area.

Alex: Agreed. Let's also remember to drive carefully and obey traffic rules ourselves




II. Pair Work Exercise

Topic of Cause and Effect for Speaking:

1. New traffic light:

- The student pairs discuss about cause and effect of installing a new traffic light at the problematic intersection.



Lesson C: Review

I. Evaluation



a. Language game: cause and effect match games

The students will pair up and attempt to match cause sentences with corresponding effect sentences.

Procedures:

1. Prepare a set of cards with cause sentences and a set of cards with effect sentences.

For example:

Cause Card: "The storm was very strong."

Effect Card: "Many trees fell down."

2. Divide the students into pairs.

3. Instruct the students to find matching pairs of cause and effect sentences.

4. Once they have found matching pairs, they should form complete sentences by combining the cause and effect sentences.

5. Give them enough time to discuss and match the cards.

Here are some sentences for the cause and effect match game:


Cause Sentences:

- a. The traffic was heavy.
- b. She forgot her umbrella.
- c. He missed the bus.
- d. The store was closed.
- e. It started raining.

Effect Sentences

- a. so, he was late for work.
- b. as a result, she got wet in the rain.
- c. consequently, he had to walk to school.
- d. therefore, they couldn't buy groceries.
- e. hence, the meeting was canceled





Third Meeting

Lesson A: Skill Getting

I. Examples of Cause and Effect Relationship

- A. Sumatra tigers are almost extinct because people killed too many of them
- B. Haze is caused by massive forest burning.
- C. Since they are in love, they forgive each other's mistakes
- D. Early man learnt to grow food, and as a result, their lives became easier.



LESSON B: SKILL USING

I. Functional Activity: Conversation

Situation: Emma and July are classmates who have noticed a positive change in their friend Sara's academic performance. They are having a conversation during lunch break at school.

Emma: Liam, did you notice that Sara's grades have been improving lately?

July: Yeah, I did. I think it's because she started attending extra tutoring sessions after school.

Emma: Exactly! The extra tutoring sessions are the cause of her improved grades.

July: It's great to see her dedication paying off.

Emma: Definitely. The more time and effort she puts into studying, the better her grades become.

July: I agree. It's a clear example of how hard work leads to positive results.

Emma: Let's encourage her to keep up the good work and remind her that consistency is key.

July: Absolutely. I'm sure she'll continue to excel with her commitment.





II. Pair Work Exercise:

Topic of Cause and Effect for Speaking:

1. Academic Performance

- Students are paired to discuss about cause and effect of positive change in academic performance

LESSON C: REVIEW

I. Evaluation:

a. Language game: cause and effect match games

The students will pair up and attempt to match cause sentences with corresponding effect sentences.

Procedures:

1. Prepare a set of cards with cause sentences and a set of cards with effect sentences. For example:

Cause Card: "The storm was very strong."

Effect Card: "Many trees fell down."

2. Divide the students into pairs.

3. Instruct the students to find matching pairs of cause and effect sentences.

4. Once they have found matching pairs, they should form complete sentences by combining the cause and effect sentences.

5. Give them enough time to discuss and match the cards.

Here are some sentences for the cause and effect match game:

Cause Sentences:

- a. The alarm didn't go off.
- b. He didn't study for the test.
- c. She didn't eat breakfast.
- d. They arrived late.
- e. The battery died.

Effect Sentences

- a. so, they missed the beginning of the movie.
- b. thus, he failed the exam
- c. consequently, she felt hungry during class.
- d. therefore, they didn't have time to prepare
- e. as a result, the phone stopped working



By using the pair work technique, it is hoped that students will not only be able to hone their speaking skills but also strengthen their ability to work together. This is an important step in dealing with everyday communication situations and helps them feel familiar with cause and effect structures in English

APPENDIX III
RESEARCH INSTRUMENT

1. Pre-test and Post-test

Organization: Pairs

Time: 5 minutes

Aim: to develop student's responses in simple situation

Variations:

Students perform in paired role play by selecting the following situations.

A. Students are paired to discuss the cause and effect of being late for school.

B. The student pairs discuss about cause and effect of installing a new traffic light at the problematic intersection.

C. Students are paired to discuss about cause and effect of positive change in academic performance.

APPENDIX IV
LEMBAR PENILAIAN SISWA

Nama Siswa : Muly. Faqih

Tanggal Pre-test : 20/04/24

Petunjuk penilaian:

Aspek	Keterangan	Skor
Pengucapan (Pronunciation)	Masalah pengucapan sangat parah sehingga membuat ucapan menjadi praktis sulit dipahami. (Pronunciation problems so severe as to make speech virtually unintelligible.)	1
	Sangat sulit dipahami karena masalah pengucapan. Seringkali harus diminta untuk mengulang. (Very hard to understand because of pronunciation problems. Must frequently be asked to repeat.)	2
	Masalah pengucapan memerlukan mendengarkan yang konsentrasi dan kadang-kadang dapat menyebabkan salah paham. (Pronunciation problems necessitate concentrated listening and occasionally lead to misunderstanding.)	3
	Selalu dapat dipahami, meskipun ada aksen yang kurang jelas. (Always intelligible, though one is conscious of a definite accent.)	4
	Memiliki sedikit jejak aksen asing. (Has few traces of foreign accent.)	5

Nilai Pre-test: 3

Aspek	Keterangan	Skor
Tatabahasa (Grammar)	Kesalahan dalam tata bahasa dan urutan kata sangat parah sehingga membuat ucapan praktis tidak dapat dimengerti. (Errors in grammar and word order so severe as to make speech virtually unintelligible.)	1
	Kesalahan tata bahasa dan urutan kata membuat pemahaman sulit. Sering harus merumuskan ulang kalimat dan/atau membatasi diri pada pola dasar.	2

	(Grammar and word-order errors make comprehension difficult. Must often rephrase sentences and/or restrict himself to basic patterns.)	
	Sering membuat kesalahan tata bahasa dan urutan kata yang kadang-kadang mengaburkan makna. (Makes frequent errors of grammar and word order which occasionally obscure meaning.)	3
	Kadang-kadang membuat kesalahan tata bahasa atau urutan kata yang tidak mengaburkan makna. (Occasionally makes grammatical and/or word-order error which do not, however, obscure meaning.)	4
	Jarang membuat kesalahan tata bahasa atau urutan kata yang mencolok, namun tidak mengaburkan makna. (Makes few (if any) noticeable errors of grammar or word order. do not, however, obscure meaning.)	5

Nilai Pre-test: 3

Aspek	Keterangan	Skor
Kosakata	Keterbatasan kosakata sangat ekstrem sehingga membuat percakapan praktis tidak mungkin. (Vocabulary limitations so extreme as to make conversation virtually impossible)	1
	Penggunaan kata-kata yang keliru dan kosakata yang sangat terbatas membuat pemahaman sangat sulit. (Misuse of words and very limited vocabulary make comprehension quite difficult.)	2
	Sering menggunakan kata-kata yang salah; percakapan agak terbatas karena keterbatasan kosakata. (Frequently uses the wrong words; conversation somewhat limited because of inadequate vocabulary.)	3
	Kadang-kadang menggunakan istilah yang tidak sesuai dan/atau harus merumuskan ide karena kekurangan kosakata. (Sometimes uses inappropriate terms and/or must rephrase ideas because of lexical inadequacies.)	4
	Penggunaan kosakata dan idiom hampir seperti penutur asli. (Use of vocabulary and idioms is virtually that of a native speaker.)	5

Nilai Pre-test: 3

Aspek	Keterangan	Skor
Kelancaran (Fluency)	Ucapan sangat terputus-putus sehingga membuat percakapan praktis tidak mungkin. (Speech is so halting and fragmentary as to make conversation virtually impossible.)	1
	Biasanya ragu; sering terdiam karena keterbatasan bahasa. (Usually hesitant; often forced into silence by language limitations.)	2

	Kecepatan dan kelancaran agak dipengaruhi oleh masalah bahasa. (Speed and fluency are rather strongly affected by language problems.)	3
	Kecepatan bicara agak dipengaruhi oleh masalah bahasa. (Speed of speech seems to be slightly affected by language problems.)	4
	Ucapan se lancar dan mudah seperti penutur asli. (Speech as fluent and effortless as that of a native speaker.)	5

Nilai Pre-test: 4

		1
Pemahaman	Tidak dapat dikatakan memahami bahasa Inggris percakapan bahkan yang sederhana. (Cannot be said to understand even simple conversational English.)	2
	Mengalami kesulitan besar mengikuti apa yang dikatakan. Hanya dapat memahami "percakapan sosial" yang diucapkan secara lambat dan dengan pengulangan yang sering. (Has great difficulty following what is said. Can comprehend only "social conversation" spoken slowly and with frequent repetitions.)	3
	Memahami sebagian besar yang dikatakan dengan kecepatan lebih lambat dari biasanya dengan pengulangan. (Understands most of what is said at slower-than-normal speed with repetitions.)	4
	Memahami hampir semua hal dengan kecepatan normal, meskipun kadang-kadang perlu diulang. (Understands nearly everything at normal speed, although occasional repetition may be necessary.)	5
	Tampaknya memahami segalanya tanpa kesulitan. (Appears to understand everything without difficulty.)	

Nilai Pre-test: 3

Gowa, 19 April 2024
Guru Bahasa Inggris

Mushlihah Akib, S.Pd.

APPENDIX V DOCUMENTATION







CURRICULUM VITAE



Siti Rabiah Al Adawiyah was born in Gowa on April 20th, 2003. She is the youngest of four children of her parents, Ahmad Adnan and Jumiati. She has two brothers, Ahmad Abdillah and Zainal Abidin and one sister, Siti Aisyah. She started her education from elementary school at SDI Tinggimae, Gowa at 2008-2014. Then, she continued her study in junior high school at SMPN 4 Sungguminasa in 2014-2017. She finished her study at MA Madani Alauddin in 2020. After that, she continued her education at a higher level, enrolling at a university. She was accepted into the faculty of Tarbiyah and Teacher Training, majoring in English Education, at the State Islamic University of Alauddin Makassar.