


**THE EFFECT OF USING TOPICAL BASE GROUP DISCUSSION
TECHNIQUE ON THE STUDENT TRANSACTIONAL SPEAKING SKILL
AT SECOND GRADE OF MA AL-HIDAYAH MAKASSAR**



A Thesis

*Submitted in Partial Fulfillment of the Requirements for the Degree of Sarjana
Pendidikan in English Education Department of Tarbiyah and Teaching Science*

Faculty of UIN Alauddin Makassar

By:

RAHMAT RAMADAN

Reg. Number 20400116073

**ENGLISH EDUCATION DEPARTMENT
THE FACULTY OF TARBIYAH AND TEACHING SCIENCE UI
ALAUDDIN MAKASSAR**

2021

ACKNOWLEDGEMENT



*Alhamdulillah*RabbilAlamin, Praise be to **Allah SWT** the one the wise God who has been giving the researcher the blessing and the opportunity for completing this thesis. And also, the researcher does not forget to express Salam and Sholawat to the prophet Muhammad SAW who has guided moslems from the darkness to the lightness and brought us from stupidity to the cleverness era.

As an organizer of this thesis, the researcher thanks to the people who always help, pray and support the researcher along this time. The researcher realizes without them, the writing of this thesis would have been completed. They are:

1. Beloved parents, **Mujahid** and **Nursia dg Baji** who always love, pray, motivate, and support the researcher for all of their life. The greatest persons in the researcher's heart ever.
2. **Prof. Drs. Hamdan Juhannis M.A., Ph.D** the Rector of the Alauddin State Islamic University of Makassar for his advices during the researcher studies at the University.
3. **Dr. H. A. Marjuni, S.Ag., M.Pd.I** the Dean of Tarbiyah Teaching Science Faculty of UIN Alauddin Makassar for his advices and motivation.
4. **Dra. Hj. St. Azisah, M.Ed.St., Ph.D** and **Sitti Nurpahmi S.Pd., M.Pd.**, as the Head and Secretary of English Education Department of

Alauddin State Islamic University of Makassar, who gave her valuable contribution and suggestion in writing this thesis.

5. **Dr. Nur Asik, M.Hum.** as the first consultant and **Dr. Kaharuddin, S.Ip., M.Hum.** the second consultant. Thanks for giving the researcher guide, advice, knowledge, and time and patience, to support assistance and guidance to finish this thesis.
6. **Dr. Kamsinah, M.Pd.I.**, as the first examiner and **Dr. Hj. Abdul Muis Said, M.Ed.TESOL** as the second examiner. Thanks a lot for giving many suggestions and corrections to complete this thesis.
7. For all of the department staff and the lecturers of the English Education Department that I cannot mention one by one. Thank you very much for your cooperation, time, knowledge, and love in every moment in English Education Department.
8. The headmaster of MA Al-Hidayah Makassar, and the English teachers who have permitted the researcher to conduct the study there, and also the school administration staff thanks for the cooperation
9. The student's MA Al-Hidayah class XII IPA 1 who gave their time to participate in this research.
10. For all my friends who accompany me in finishing this thesis, **Irhamia, S.Pd, Nurafika, Ramadhandi Muslimin, Adhi Darma Nagara, Rikawati, Nurnisa Amiruddin, Nurlinda Malik and my friends from PBI 3-4, and my friends from KKN UIN Alauddin Makassar ang. 61 Desa Pulau 9 Sinjai)** who have given their

support, motivation, suggestions, and love started from the first until finishing this thesis.

11. Finally, for everyone connected with the complement of the thesis may

ALLAH SWT bless us. *Amin Yaa Rabbal Alamiin*

Wassalam

Samata-Gowa,
The Researcher

Rahmat Ramadan
Nim: 20400116073

TABLE OF CONTENTS

ACKNOWLEDGEMENTS.....	ii
TABLE OF CONTENTS.....	v
LIST OF TABLES AND FIGURE.....	vii
LIST OF APPENDICES.....	viii
ABSTRACT	ix
CHAPTER I INTRODUCTION.....	1
A. Background.....	1
B. Research Question.....	3
C. Research Objective.....	3
D. Research Significances	4
E. Research Scope	4
F. Operational Defenition of Terms	5
CHAPTER IIREVIEW OF RELATED LITERATURE.....	6
A. Review of Related Research Finding	6
B. Some Partinent Ideas	7
C. Theoretical Framework..	16
D. Research Hypothesis..	17
CHAPTER IIIRESEARCH METHOD	18
A. Research Design.....	18
B. Research Setting	19
C. Research Variables.....	19
D. Research Population and Sample	20
E. Collecting Instrument	20
F. Data Colecting Procedures	21
G. Data Analysis Technique	23
CHAPTERIVFINDINGS AND DISCUSSIONS.....	27

A. Research Findings	27
B. Discussions	34
CHAPTER V CONCLUSION AND SUGGESTION.....	37
 A. Conclusion.....	37
 B. Suggestions	37
BIBLIOGRAPHY.....	39
APPENDICES	42
CURRICULUM VITAE	

LIST OF TABLES AND FIGURE

Table 3.1 Classifying the Students Topycal Based Score by Using Rubic for speaking Test.....	23
Table 3.2 Speaking Classification Rubic	24
Table 4.1The distribution of frequency and percentage score of experimental class in pre-test and post-test.....	28
Table 4.2 The distribution of frequency and percentage score of control class in pre-test and post-test.....	29
Table 4.3 The distribution of frequency and percentage score of post-test in the Experimental Group	30
Table 4.4 The mean score and standard deviation of experimental class in the Pre-test and the Post-Test.....	31
Table 4.5 Distribution the Value of t-test and t-table in Pre-test	32
Table 4.6 Distribution the Value of t-test and t-table in Pre-test	33
Figure 2.1 Theoretical Framework.....	16

LIST OF APPENDICES

Appendix I The Row Score of the Students' Pre-test and Post-test in Experimental Class.....	43
Appendix II The Row Score of the Students' Pre-test and Post-test in One Class.....	44
Appendix III The Mean Score of Experimental Class	45
Appendix IV Standard Deviation of Experimental and Controlled Class	46
Appendix V Distribution of t-Test	50
Appendix VI Instrument	51
Appendix VII Lesson Plan	53
Appendix VIII Worksheet	68
Appendix IX Documentation.....	72

ABSTRACT

Researcher : Rahmat Ramadan
Reg. Number : 20400116073
Title : *The Effect of Using Topical Base Group Discussion on The Student Transactional Speaking skills at Second Grade of Ma Al-Hidayah Makassar*
Consultant 1 : Dr. Nur Asik, M.Hum.
Consultant 2 : Dr. Kaharuddin, S.Ip., M.Hum.

The result of this study indicate two things namely the first topical base group discussion techniques can increase student's transactional speaking skills,. In the students Ma-Alhidayah Makassar through topical base group discussion specifically transactional speaking aims to discuss how to improve students. The mixed methods research design was used to carry out this research with the support of two quantitative and qualitative data collection .an explanatory design (QUAN>qual) is used where the quantitative method is collected first and then the last is the qualitative method. There were (15) students in one class and were used the purposive sampling technique. The result of this study indicates two things namely the first,: Topical base group discussion techniques can improve students' transactional speaking skills. That is evidence by the results of the of the statistical analysis of the significance level of $P=0.05$ with degrees of freedom (df)=15 indicating that the t-test scores of students' speaking skills (4,019) are higher that the values of t-tables (16,143). Second; there are factors that affect the improvement of students' transactional speaking skills, the materials give you an opportunity to practice more transactional speaking in the topic-based group discussion, there's an attempt to bring in expressions relevant to students' needs in transactional speaking during the topic-based group discussion. The activities and task focus on increasing accuracy, fluency, and comprehensibility in transactional speaking and there are tapes for expressions practice for transactional speaking available, therefore the teachers will be able to use a good new teaching technique.

UNIVERSITAS ISLAM NEGERI
ALAUDDIN
M A K A S S A R

CHAPTER 1

INTRODUCTION

A. Background

As a social culture, all of people must communicate with each other in languages. People use the language to express and receive information, messages, emotions, etc. In reality, it is the second spoken language in the world. English has become a necessary subject because it discusses un-formal and formal schooling from elementary school to higher education level. This status is valid regulated in government regulations. English in schools began in 1968 based on Minister of Education and Culture Decree No.096 / 1967 agreed in English as a compulsory subject in junior and senior high schools (Kaharuddin & Arafah, 2017: 419).

In reality, the situation of an academic there are four element of English skills to learn (reading, writing, listening and speaking). Speaking is a productive oral skill which is the most difficult skill in teaching English in a foreign language (EFL) because students who do this need to produce language (Zareie, Gorjian, & Pazhakh, 2014: 444). Speaking is an activity used by someone to communicate with others. When someone speaks, they interact and use the language usually to express the idea, feeling, thought and they also give information to other through interaction.

In this case, Allah swt. said in the Qur'an Surah Al-Baqarah verse 83.

... وَ قُولُوا لِلنَّاسِ حُسْنًا ...

"... and say all of you to people in kind words..."

Based on the explain above, it can be interpreted that speaking is important lesson for students both to fulfill their obligations as students and their status as creature of god to execute his orders.

Kaharuddin (2013:22) explained that speaking is the act of saying something orally in which the act is built by a language system containing grammar, vocabulary, pronunciation as well as cultural awareness in spoken discourse. Speaking not only occurs in the social context, but also occurs in classroom context where students learn and practice using a foreign language. Using a foreign language socially tends to be natural, while using a foreign language pedagogically tends to be artificial since to make the students speak, the teachers intentionally provide some classroom activities which are aimed at stimulating the students' oral production. In the classroom, the students may produce several types of speaking performance that are carried out from a continuum of classroom activities to promote communicative competence.

Kaharuddin (2013:22) stated that English learners need to recognize that speaking is not only a matter of the saying something correctly according to the grammar, vocabulary and pronunciation, but is also a matter of producing language appropriately according to the functional and the social convention in

the foreign language. Then, the learners practically require three major areas of knowledge:

- a. The knowledge of how English is organized (Mechanics) English learners need to know about using proper grammar, vocabulary, pronunciation.
- b. The knowledge of how native speakers use English (social and cultural rules) Speaking English is not only about using proper grammar, vocabulary and pronunciation but also about understanding the culture and public behavior in which it is spoken. Understanding how to take into account who is speaking to whom, in what circumstances, about what, and for what reasons.
- c. The knowledge of how to communicate in English (function) English learners need to know how to take part in English communication, for example how to plan what you want to say in English, how to take turns in a conversation etc.

Others use speech to describe things, to complain about people's behavior, to make polite requests, or to entertain people with jokes and anecdotes (Richards and Renandya, 2002: 201). Speaking is not only functions as a medium for maintaining social relationship between the participants, but also using the media to transact messages are being spoken, it is called transactional speaking skills (Kaharuddin, 2014: 1). According to Richards (2008: 25), speaking as transaction refers to situations where the focus is on what is said or done. The central focuses are making the message oneself understood clearly and accurately, rather than the participants and how they relate socially each other. Speaking is easier to plan

since current communicative materials are a rich resource of group activities, information gap, or role plays that can provide a source for practicing how to use talk for sharing and obtaining information.

There are two types of transactional speaking skills categories, namely discussion and interview. (Kaharuddin et al., 2018) state discussion of two transactional discourses to provide lessons for Indonesian students who learn English so that they can encourage their conversation in group discussions and job interviews that are accurate and smooth. Transactional speaking is one of materials which must be achieved at schools.

Based on the syllabus on the Ma Al-Hidayah Makassar students of the second semester, the learning objectives of transactional speaking material are students can talk about daily professional conversations like: ask questions and read job descriptions, make and receive messages through direct conversations, express needs, giving talks, giving opinions, giving advice, and expressing approval and disagreement. In addition, learning opportunities in the material are also students who are expected to participate (read) problems, find solutions, share and retrieve information related to specific problems and present them to the class politely.

Based on the analysis of lesson plans in Ma Al-Hidayah Makassar in the learning process, teachers still use conventional techniques (ceramah) to teach students, which means they are the center of the learning process not students. On the other hand, the school has implemented a 2013 curriculum where students are

at the center of the learning process. In teaching their students, teachers must apply good methods and how they can be used in teaching and learning, this is called technique students' problems namely Topical Base group discussion. In this type of group discussion all students in a group are the given answer that they discuss and given the topic for solves problems.

As stated by Thornbury (2005: IV) that speaking about the interactive and those who need the same as those in conversation management. Then, interesting topics must be given in class to create a good discussion during the teaching and learning process. And also the goal of the rpp at school is the students able to express of opinion correctly by themselves after studied transactional speaking, compering more expressions of opinion. But in fact, students still difficult to express how to make a good opinion, also how to respond it. For example when they want to express their opinion, they said *I cording to me, in my think ,I am felling* and also expression ask clarification for example *can you repeat again please*, collected by conducting classroom observation on 10th of March, 2020.

The factor affecting students' difficulty in expressing or sharing opinions is attitude. This attitude is divided into 5 parts according to the journal published by Kaharuddin Kahar (2019) entitled society-based English Community (SOBAT) learners' strategy in learning and practicing English outside the walls, in his book he explained that there are 5 factors that affect students' ability to express opinions one of them is the attitude, the attitude in the book is divided into 5. They are motivation, strategy, and learning styles and preferences. Related to these factors the researcher would use a topical base group discussion where this technique can

motivate students to provide strategies in providing information or opinions in group learning

To overcome lack of students' speaking performance, this study applied the technique to help students in their speaking by using the topic-based group discussion technique in a classroom. According to Ur (1981) says that thinking out some problems and situations together through verbal interchange of ideas is simply called as to discuss

Based on the problems above, the researcher decides to carry out a research entitled “**The Effect of Topical Base Group Discussion For Teaching Transactional Speaking at Second Grade of Ma Al-Hidayah Makassar**’. The results of this study were to help students improve their transactional speaking skills in exchanging information, take part in formal discussions or professional conversations and even learn to work in real life situations by using topical base group discussion techniques. Therefore, teachers can use good new teaching techniques and they can leave the old techniques because the school has implemented the 2013 curriculum.



B. Research questions

Related to the previous explanations above, the research problem of this research would formulate into question as follows:

1. Is topical based group discussion technique able to increase transactional speaking?
2. What factors affect the improvement of the transactional speaking skills at the second-grade students of MA- Alhidayah Makassar?

C. Research Objectives

According to the research problems above, the objectives of this study were to find out how topical based group discussion technique becomes an effective technique for increasing transactional speaking, and to know how far topical based group discussion technique effectively increases the transactional speaking.

D. Research Significances

This research is expected to contribute to the revised and practical significance. The detailed benefits of the research significance in this study are as follows:

1. Theoretical significance

This research is expected to give some benefits to English language and teaching learning, especially in teaching speaking. Hopefully, this research

can give useful information about how to improve students' skill for transactional speaking.

2. Practical significance

a. For the teachers

Teachers can get more information about topical base group discussions and consider using this technique in teaching and increasing students' transactional speaking skills.

b. For the students

Students can find out their improvement in transactional speaking by using the technique of topical base group discussion.

c. For the other researchers

This research helps further researchers to develop knowledge, experience in gathering academics and use this research as a reference that has the same interests.

E. Research Scope

The scope of this research was to teach transactional speaking by using topical base group discussion as a teaching activity. In transactional speaking skill, there are two types, namely interviews and group discussions

F. Definition of Key Terms

To make easily understand this research, the researcher would like explain component that will discuss, they are:

1. Effect

In this study, the word 'effect' agreement on the action of using teaching materials or in this Topical base group discussion to improve the speaking skills of transactional students. Therefore, the use here has a comparable meaning for teaching. Related stated in the *Cambridge Dictionary*, it is used to put things such as tools, skills, or buildings for a particular purpose.

2. Topical base group discussion

Topical base group discussion is one type of group discussion that the writes gives the group members a topic to discuss, the topic is usually a controversial topic which provided in the form of a statement containing an issue. (Jack Richards, 2008:27) states some of the skills involved in using talk for transactions are: Explaining a need or intention, describing something, asking questioning, confirming information, justifying an opinion, making suggestions, clarifying understanding, making comparisons, Agreeing and disagreeing.

3. Transactional speaking

Transactional speaking skills are one of the functions in speaking that focuses on transacting messages with verbal skills to practice how to use speech to share and get information without building relationships. Talking as a transaction is easier planned because communicative material is currently a resource that is rich in group activities, information gap activities, and role play that can provide resources to practice how to use talks to share and obtain information, and to carry out real-world transactions.

CHAPTER II

REVIEW OF RELATED LITERATURE

Literature review is some theories that has same relations with this research which supporting and relevant.

A. Previous Related Research Findings

There are some theories from previous researches that support this research, as follows:

The research was conducted by Wiyudo Serena 'The Effectiveness of group discussion towards speaking skill'. The aim of this study was obtain the empirical evidence of using group discussion technique on students' speaking skill. In this research, the researcher uses quasi-experimental design. The researcher uses two classes.in experiment class and control class group the researcher applies pre -test and post- test design as the research design. The population is students of the second grade of MTs Al-Falah. The sample is B class as the experimental group and A clas as the control group. every group has 33 students.

The result of study reveals that using group discussion is effective to be used in teaching and learning speaking English. This can be seen from the calculation of t-observation is 2.65 with 5% significant level with 64 df is 2.00. it means that the result of observation is higher than t-table.so there is no significant effect of using group discussion to teach speaking to second graders at MTs Al-Falah is rejected.in other words, group discussion can be used as an alternative to teach speaking to the students at MTs Al- Falah.

Lia Amalia nirmawati, 'Improving Students Speaking skills Through Speaking Board Games of grade Smp N 13 Yogyakarta'. The main data of this study which are in the form of vignettes Collected by conducting classroom observation and transcripts. Collected by conducting interview were analyzed qualitatively and supported by another data such as photographs and videos .the steps of the study were planning, implementation, observation, and reflections. The finding of this study is that use speaking improved the students' speaking skill at SMP 13 Yogyakarta.

The result of the research show that there was improvement of the students speaking skill in some aspects, such as pronunciation, vocabulary, accuracy, and fluency.by implementing the speaking board games the students became more confident to speak English.it also made the participated more in the speaking activities and got more chances to speak. They could make conversations using the expressions they learn during the implementation in joyful way. The improvement was also supported by the students' average score which increased 2.29 from the average score of pre-test which 10.11.

Nommensen Pematangsiantar and Bernieke Anggita Ristia Damanik Students' Problems in Transactiona l Speaking on English Foreign Learners (EFL) FKIP' this research is a study on the Students Problems in Transactional Speaking on English Foreign Learners (EFL) FKIP Nommensen Pematangsiantar. The methodology which is used in this study is qualitative research, which purposes to find out the result of this research. This subject of the study is the students transactional speaking the second semester academic year 2017. The

object of the study is the students' problems in vocabulary when they are speaking English.

To collect the data, the writer used test as instrument by asks the students to practice promoting product. The data analysis shows that most of the students face problems in vocabulary namely the choice of word inaccurate, the arrangement of word is wrong and limitations of vocabulary. Finally the writer concludes that the students have problems in speaking English. The students face some problems in vocabulary namely the choice of word inaccurate, the arrangement of word is wrong and limitations of vocabulary

Based on the research findings the writer concludes what the students problems in using vocabulary when they speak English. Most of the students of English Foreign Learners (EFL) FKIP Nommensen Pematangsiantar in transactional speaking class have problems in speaking English especially on their vocabulary. They face some problems in using vocabulary when they speak English namely choosing the correct choice of word, arranging of word in the sentence and limitation of vocabulary. Most of students when they speak English the choice of word is not accurate.



C. Some Pertinent Ideas

1. Translation

a. Teaching speaking

Since English is comprise as an obligatory subject in high school in Indonesia, the students have the same needs. The need is to pass the exam to move to the next level and graduate from school, and the general requirement is the students are able to speak and convey their aspirations. Teaching speaking begins with teaching students how to speak English as their foreign language, then asking them to be able to pronounce the language absolutely.

Teaching to speak in Indonesia is not as easy as we know. Students always make mistakes all the time. For example, Mukminatien (1999) found that students from the English department had many mistakes when speaking. The errors include pronunciation (e.g., word stress and intonation), grammatical accuracy (e.g., tenses, preposition, and sentence construction), vocabulary (e.g., incorrect word choice), fluency (e.g., frequent repair), and interactive communication (i.e., difficulties in getting the meaning across or keeping the conversation going). Knowing student characteristics is the first step that will help teachers to help them. This will also help teachers prepare students to help themselves.

According to Nunan (2003:54-56) there are five principles of teaching speaking:

1. Be aware of difference between second language and foreign language in learning context.
2. Give students chance to practice with both fluency and accuracy.
3. Provide opportunities for students to talk by using group work or pair work.
4. Plan speaking task that involve negotiation for meaning.
5. Design classroom activities that involve guidance and practice in both transactional and interaction speaking.

Students must learn the best strategies to improve their own learning while the teachers find out the great way to improve their speaking. Teaching speaking is a very important part of second language learning. The ability to communicate in a second language clearly and efficiently contributes to the success of students in school and later success in each phase of life. Therefore, it is very important for language teachers to pay attention to teaching speaking. Instead of directing students to pure memorization, it provides a rich environment where meaningful communication takes place is desired.

According to Harris (1974) there are five components of speaking skill concerned with comprehension, grammar, vocabulary, pronunciation, fluency. In responding opinion of Harris, Brown (1997) defined the five components of testing speaking skills as follows:

1. **Comprehension:** for oral communication certainly requires a subject to respond to speech as well as to initiate it.
2. **Grammar:** it is needed for students to arrange a correct sentence in conversation, or the student's ability to manipulate structure and to distinguish appropriate grammatical forms in appropriate ones. The utility of grammar is also to learn the correct way to gains expertise in a language in oral and written form.
3. **Vocabulary:** one cannot communicate effectively or express their ideas both orally and in written form if they do not have sufficient vocabulary. So, vocabulary means the appropriate diction which is used in communication.
4. **Pronunciation:** pronunciation is the way for students to produce clearer language when they speak. It deals with the phonological process that determines how sounds vary and pattern in a language.
5. **Fluency:** fluency can be defined as the ability to speak fluently and accurately. Fluency in speaking is the aim of many language learners. Signs of fluency include a reasonably fast speed of speaking and only a small number of pauses and "ums".

With this goal, various speaking activities can greatly contribute to students in developing basic interactive skills needed for life. The teacher must be able to bring activities or techniques that make students more active in the learning process and at the same time make their learning more meaningful and enjoyable

for them. There are various teaching techniques for teaching speaking such as role plays and dramatizations, discussions and debates, descriptions and comments, communicative games and others. All of these techniques can be linked to a single comprehensive technique called the speech situation (Millrood, 1982).

1. Transactional Speaking Skills

Based on (Oxford dictionary, 1998), the word transactional comes from the transaction which means an exchange or communication between people, as if an agreement, communication, or movement carried out between detached or objects, often involving the exchange of items of value, such as information, goods, services, and money. The central focus is the message meaning and making someone understand accurately and clearly. The transactional conversation is conducted for information exchange, such as information-gathering interviews, role plays, or debates (Nuha, 2014). According to (Jack Richards, 2008:27), the main features of transactional speaking are:

- a. It functions to **exchange information**. This feature means that the sender and recipient are only focused on sending or receiving information and if the information has been delivered, the conversation is complete.
- b. It is **message-oriented** which means to communicate meaning. This discussion only process of the message, not to build more relationships between the sender and the recipient, just focus on communicating the meaning.

- c. Participants use **strategies to understand each other**. Both recipients and senders have their ways of sending messages or information so that they are well conveyed and received.
- d. It needs more questions, repetitions, checks for **comprehension**. To check the understanding of the recipient more about what the sender sends, it is necessary to provide questions and repetitions.
- e. Ideas **negotiation** normally occurs. Not all messages or information can be received properly, then re-consideration is made by giving repeated questions or giving good feedback.
- f. Language accuracy is **not always important**. Because transactional speaking only focuses on giving information related to something, then if the recipient has been able to understand the information the conversation is complete and not to focus on the grammar rule.
- g. In our social lives, in terms of the job like interview and discussion are transactional speaking that can be identified. There are two kinds of transactional speaking skills categories which are frequently seen in our daily lives either on a TV program or in the recruitment of employees. There are discussion and interview. The discussion of the two transactional speaking discourses is aimed at giving lessons to the students of Indonesian who are learning English so that they can handle their speaking skills in a group discussion and a job interview accurately and fluently (Kaharuddin et,2018).

Discussion about transactional speaking skill is given by providing grammatical rules and samples of expressions. This is done to make students understanding the skills based on the basis of grammatical accuracy, morphological and syntactical accuracy which are expected to be able to make the students fluent of using the skills in speaking.

c. Topical base group discussion

Nowadays, group discussion play important part in teaching English especially for speaking skills, A group discussion can be defined as a critical conversation about a particular topic, or perhaps a range of topics, conducted in a group of a size that allows participants topic, or perhaps a range of topics, conducted in a group of a size that allows participants by all members (Kaharuddin, 2014:44). The positive impact of bunch talk is clarified by Ornstein (2000). He states that partitioning understudies into little bunch appears to supply an opportunity for understudies to gotten to be more effectively locked in in learning and for educator to screen students' advance superior. It can moreover upgrade students' participation and social aptitudes. Adjacent to, (Brookfield, 2006) state discourse is taught and centered investigation of common concerns but with no conclusion point foreordained in progress to create basic, educated understanding to improve self-critique to cultivate appreciation for differing sees to assist individuals take educated activity.

Another sorts of discussion from (Kaharuddin, 2014: 83) employed at least there are three types of group discussion in the lecture room or in an English club. They are problem-based group discussion, topical group discussion and article-based team discussion.

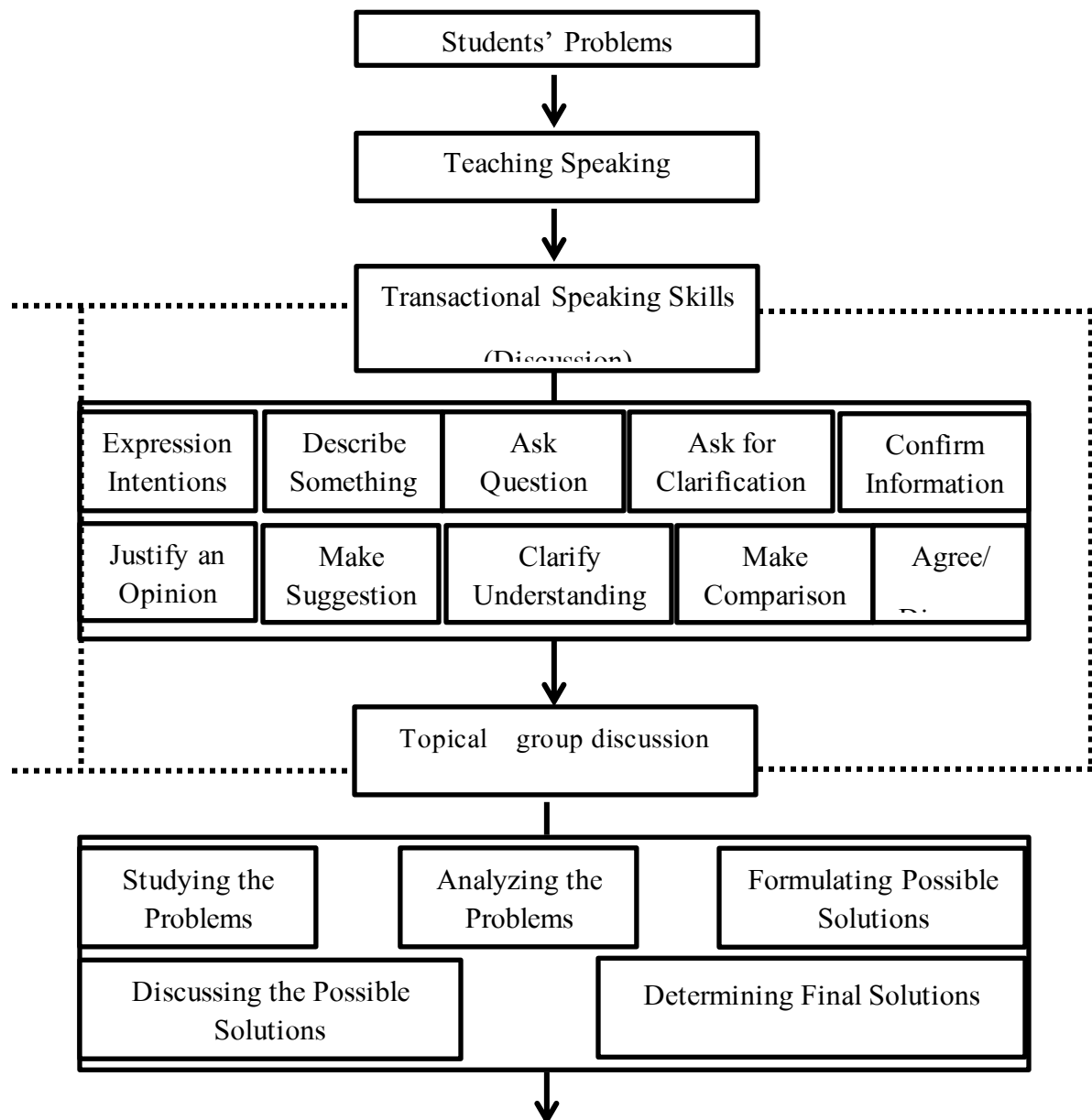
According to (Kaharuddin,2014:85)Topical Base group discussion is frequently implemented by using the following procedures:

- a. Studying the Problems: The students are required to discuss a topic given by the teacher
- b. Analyzing the Problems: The students begin deciding what they suppose to do as the best option in the topic
- c. Formulating Possible Solutions: by the end of the discussion, it is expected that the group should strive to arrive at a consensus on the issue and they have to support the consensus with explanations and reasons.
- d. Determining Final Solutions: The students identify the best opinions as the solutions to the problems.

Topical base group discussion is one of the types of group discussion that makes students express themselves on a case given by teachers so that they will be able to study the problem and find out the solute

A. Conceptual Framework

The conceptual framework serves as the focus for the research and it is linked to the research problem under study (Adom, Hussein, & Joe, 2018:438). The conceptual framework for this research mentions as follows



Students Improvement

This research would conduct by choosing students at Ma Al-Hidayah Makaasar who have problems in their transactional speaking as data to be taught speaking especially transactional speaking (Discussion) using Topical group discussion group discussion.

According to Richard (2008), the central focus of transactional speaking is on the message and making oneself understood and the participants and how they interact socially with each other are not considered. There may be frequent questions, repetitions, comprehension checks, negotiation, and digression.

The researcher decides to find out one way to improve the main feature of transactional speaking skill by using Topical group discussion while transactional speaking has the discourse, they are discussion and interview. The discussion of the two transactional discourses is aimed at giving lessons to the students of Indonesian who are learning English so that they can handle their speaking skills in a group discussion and a job interview accurately and fluently (Kaharuddin et al., 2018).

Hypothesis

H₁: Topical group discussion technique is effective to improve students' transactional speaking skills at second grade of Ma Alhidayah Makassar.

H₀: Topical group discussion technique is not effective to improve students' transactional speaking skills at second grade of Ma Alhidayah Makassar.

CHAPTER III

RESEARCH METHOD

This chapter deals with research design, research variable, population and sample, research instrument, procedure of collecting data and technique of data analysis.

A. Research Design

This study was use mix method research. The design of the research would be conducted by using explanatory sequential (also known as the QUAN → qual) which combines quantitative and qualitative research design by including both of them data in a single study. In the explanatory sequential mixed methods design, quantitative data are collected first and are more heavily weighted than the qualitative data. There are three advanced mix-method designs to further strengthen the previous design, (1) experimental study (2) social justice (3) multi stage evaluation (Mills & Gay, 2016). In this study, the researcher used experimental design. According to Gay in Rohmah (2016) experimental method is the only method of the research that can truly test hypotheses concerning cause and effect relationships.

The experimental research is classified into: pre-experimental design, true experimental design, and quasi experimental design. Pre experimental

designs do not have random assignment of subjects to groups or other strategies to control extraneous variables. True experimental designs (also called randomized design) use randomization and provide maximum control of extraneous variables. Quasi experimental design lacks randomization but employs other strategies to provide some control over extraneous variables (Rohmah, 2016).

This research used pre-experimental research design by using pre-test and post-test. The researcher put one group and used pretest and post-test to see the results of the test.

1. Research Variable

Variable is a term frequently used in research projects. It is pertinent to define and identify the variables while designing quantitative research projects (Kaur, 2013).

There are two types of variable, they are independent and dependent variable. Independent Variables are defined as a characteristic that we (ones who are conducting the experiment) manipulate to identify a particular factor. Independent variables are also known as factor or prediction variable. Beside, Dependent variables are the result of the participants' actions and can be altered as the outcome of the participants' actions. The number of dependent variables in an experiment should be more to get stronger and concrete results (Kaur, 2013).

1 .Independent Variable

The independent variable (X) in this research is topical base group discussion.

2. Dependent Variable

The dependent variable (Y) in this research is transactional speaking.

B. Population and Sample

1. Population

A population is a group of elements or cases, whether individuals, objects, or events, that conform to specific criteria and to which we intend to generalize the results of the research (Kaur, 2013). The population of this research was the second grade of Ma-Alhidayah Makassar 2021/2021.

2. Sample

The researcher would employ a purposive sampling technique. Purposive sampling is done only on the basis of consideration of the authors who consider the desired elements already in the members of the sample taken (Nasution, 2003). The purposive sampling was used by the researcher because the researcher had special considerations in taking samples based on the syllabus and scores of these students. Therefore, the sample of this research is XII IPA 1 consist 15 students.

C. Research Instruments

In this research, the researcher would use three kind of instruments. They are test, questionnaire as follows:

1. Test

There are two types of test, they are pre-test and post-test. Pretest-posttest designs are widely used in behavioral research, primarily for the purpose of comparing groups and/or measuring change resulting from experimental treatments (Dimitrov & Rumrill, 2003). The researcher would use speaking test especially group discussion.

2. Questionnaire

According to Gay (2016), the questionnaire is a collection of written self report questions to be answered by a selected group of research participants. In this study, researchers used a Likert Scale. According to Gay (2016), the Likert scale requires an individual to respond to a series of statements. The type of questionnaire in this study is a closed type of questionnaire. Questionnaires were used to collect student self-esteem data.

There are several questions in the questionnaire of this study which are speaking Indonesian Language so that it can be easy for students to understand. Questionnaire was delivered to 15 students as the experimental class subject. This

questionnaire was designed to find out the students' the students response to the teaching materials , response to the method in the teaching materials after treatment ,the students response to the activities in the teaching materials after treatment, In the last procedure at January 12th 2021 , response to the task given materials after treatment

Data Collection Procedures

The procedures of collecting data in this research as follows:

1. Pre-test: In pre-test, the researcher would give some test in two times to measure the initial skill from the students before the researcher teach them. The researcher would give pre-test in two times to get the normal score of students before intervention.
2. Intervention: In intervention, the researcher would give a lesson related with the materials in case transactional speaking skills by using Topical group discussion for four times.
3. Post-test: In this procedure, after teach the students, the researcher would give some test more to know the skill after being taught the materials.
4. questionnaire: And the last procedure is the researcher would give the respond of the students about the related procedure before, therefore it makes the data of the students more valid.

D. Data Analysis Technique

a. There are two terms to point out in case of measuring the students' Speaking skill, the researcher's scope for this research are in students' fluency and accuracy. Fluency is defined as being able to speak easily or quickly in a given language, meanwhile accuracy means the quality of being correct or precise.

Adapted Heaton (1988) defines the score and criteria of fluency and accuracy in speaking skill as follows :

Rating	Accuracy (Pronunciation and Grammar)	Fluency and Vocabulary	Comprehensibility (Comprehension)	Transactional speaking
6	Pronunciation is only very slightly influenced by the mother-tongue. Two or three minor grammatical and lexical errors.	Speaking without too great effort with wide range of expression searching for words. Searching for words but occasionally only one or two unnatural pauses.	Easy for the listener to understand the speaker's intention and general meaning. Very few interruptions or clarifications required.	Explain answer a need intention, describe something, ask questions, ask clarification confirm information are very clearly and accurately.
5	Pronunciation is slightly influenced by the mother-tongue. A few minor grammatical and lexical errors but most utterances are correct.	Has to make an effort search for words .n smoth delivery onthe only a few unnatur	The speaker's intention and general meaning are fairly clear. A few interruptions by the listener for the sake of clarification are necessary.	Explain answer a need intention, describe something, ask questions, ask clarification confirm information are a little less obviously

4	Pronunciation is still moderately influenced by the mother-tongue but no serious phonological errors. A few grammatical and lexical errors but only one or two major errors causing confusion.	Occasionally, fragmentally but success in conveying the general meaning fair range of expression.	Most of what the speaker says is easy to follow. His intention is always clear but several interruptions are necessary to help him to convey the message or to seek clarification.	Explain answer a need intention, describe something, ask questions are a little less confusion. but ask clarification confirm information only one or two errors sentences
3	Pronunciation is influenced by the mother-tongue but only a few serious phonological errors. Several grammatical and lexical errors, some of which cause confusion	Has to make an effort for much of the time, often has to search for desired meaning rather halting delivery and fragmentary. Range of expression often limited.	The listener can understand a lot of what is said, but he must constantly seek clarification. Cannot understand many of the speaker's more complex or longer sentence	Explain answer a need intention, describe something, ask questions are a few serious speaking errors. several ask clarification confirm information only one or two errors sentences
2	Pronunciation seriously influenced by the mother-tongue with errors causing a breakdown in communication many 'basic' grammatical and lexical errors	Long pauses while he searches for desired frequently fragmentary and halting delivery almost gives up making the effort at times limited range of expression.	Only small bits (usually short sentences and phrases) can be understood and then with considerable effort by someone who is used to listening the speaker	Explain answer a need intention, describe something, ask questions are seriously Errors causing a breakdown in communication many basic and several ask clarification confirm information
1	Serious pronunciation errors as well as many 'basic' grammatical errors.no evidence of	Full of long and unnatural pauses. Very halting and fragmentally delivery. At times giving up making the effort, very limited range of expression.	Hardly anything what is said can be understood. Even when the listener makes a great effort or interrupt , the speaker is unable to clarify anything he seems to	Serious explain answer a need intention ,describe something, ask questions, ask clarification confirm information are as well as many 'basic'Errors.no

	having mastered any of the language skills and areas practiced in the course		have said	evidence of having
--	--	--	-----------	--------------------

b. SPSS

In data analysis technique, the researcher would use SPSS application to make the data is easy to analysis, SPSS standing for Statistical Package for the Social Sciences. Statistical Package for the Social Sciences is a commercially distributed software suite for data management and statistical analysis (Frey, 2017). As for how to process data in SPSS it would depend on the type of data that is owned and the analysis proposed to be carried out.

The uses of SPSS in this research are as follows:

1. Analysis of data from the pre-test and post-test for the experimental and control class where from the analysis of the data is to find the number of samples, mean, standard deviation, variance and then find for the minimum and maximum values of the data.
2. Looking for the distribution of pre-test and post-test categorization of the scores of students' learning outcomes in the experimental and control class where the distribution of categorization is to find the range of values, frequencies from experimental and control class.
3. To know histogram of the learning outcomes of the experimental and control classes.

4. To know the normality test. The normality test is useful to overcome whether the research to be carried out is normally distributed or not for both the experimental and control class. In carrying out the normality test, Kolmogorov normality test (sig.) is used if $\bar{0.05}$ then the data cannot be normally distributed, whereas if the number $\bar{0.05}$ then the data is normally distributed.
5. Test for homogeneity. The aim of homogeneity test originates from the same population or not. To find out whether the research would be carried out. The homogeneity testing criteria is that the data is homogeneous if the number is significant (sig.) 0.05 and not homogeneous if the significant number (Sig.) is $\bar{0.05}$.

CHAPTER IV

FINDINGS AND DISCUSSIONS

In the preceding chapter, the research was conducted through the mix-method research design by the researcher. This chapter discusses the research findings and discusses these findings. This finding is in line with the problem formulations presented in the introduction. The research findings present an overview of the results of data collection through topical base group discussion. Furthermore, in this chapter, the researcher analyzes the data obtained from the students' pre-test and post-test results. The data consists of the pre-test and post-test results. The pre-test is expected to determine the students' basic topic group discussion skills before being given treatment, while the post-test is intended to determine whether there is an increase or not in the transactional speaking of students after several treatments. through *topical base group discussion*.

This research addressed to improve student's transactional speaking Task at Second Grade of Ma Al-Hidayah Makassar Using" in this research means to teach. Speaking is not only functions as a medium for maintaining social relationship between the participants, but also using the media to transact messages are being spoken, it is called transactional speaking skills (Kaharuddin2014:1).

Pre-teaching where teachers are required to determine their teaching materials. Specific interference refers to the teacher's teaching method which

consists of the teacher's way of giving lessons, using teaching instruments to support effective teaching. Learning certain things refers to the process of measuring whether the learning outcomes achieve objective evaluation. Teaching English can be defined as the process of delivering English skills and knowledge to a group of students whose first language is not English through the implementation of three main stages, namely pre-teaching (planning), as well as teaching (giving instruction). As post-teaching (measuring learning outcomes) (Kaharuddin, Discourse Analysis for English Language Teaching (2018).

A. Using technique topical base group discussion to improve transactional speaking

This section provides an explanation of the implementation of this technique for students' transactional speaking skills, there are several things, namely:

a. Lesson plan

In teaching English teachers are not only required to be good at selecting the most appropriate teaching method but also required to be effective and good planning by make Lesson Plan and designing material, in preparing lesson plan is an important tool that can focus both the teacher and the students on the purpose of learning lessons for the sake of attaining the goals of their interactions in the classroom. Therefore Woodward (2009) in Kaharuddin, *the Communicative Grammar Translation Method* (2005 : 71) claims that planning a lesson includes

the following: considering the students, think of the content, materials and activities that could go in a lesson to ensure that the teacher will teach well and the students learn a lot from the lesson.

According to Graves (2000), there are two function plan of lesson plan those are:

1. To give the lesson a framework, an overall shape.
2. To remind teachers what they intended to do, especially if they get distracted or momentarily forget what they had intended.

In this case, this lesson plan is based on Brown's (2001). He proposes six essential elements of lesson plan should be namely: Goals, objective, materials and equipments, procedures, evaluation, extra-class work. In this case, This lesson plan is based on Brown's (2001). He proposes six essential elements of a lesson plan should be namely: Goals, objectives, materials and equipments, procedures, evaluation, extra-class work.

1) Goal(s)

In this part, the teacher should be able to identify an overall purpose or goal that will attempt to accomplish by the end of the class period.

2) Objectives

Objectives are most clearly captured in terms of stating what students will do. The objectives in the sample lesson plan at the end of the chapter are the sorts of statements that the teacher can turn back to after a lesson and determine, to some extent anyway, how well students accomplished the objectives.

3) Materials and equipments

It may seem a trivial matter to list materials needed, but good planning includes knowing what you need to take with the teacher to arrange to have in the classroom. It is easy, in the often hurried life of a teacher, to forget to bring to class a tape recorded, a poster, some handouts.

4) Procedures

In this point, lessons clearly have tremendous variation. But, as a very general set of guidelines for planning. The procedures of the lesson plan includes:

- a. an opening statement or activity as a warm-up
- b. a set of activities and technique in which you have considered appropriate proportions of time for; whole-class work, small-group and pair work, teacher talk and student talk closure

5) Evaluation

Evaluation is an assessment, formal or informal, that the teacher make after students have sufficient opportunities for learning.

6) Extra-class work

Extra-class work needs to be planned carefully and communicated clearly to the students. Whether the teacher are teaching in EFL or ESL situations, the teacher can almost always find applications or extensions of classroom activity that will help students do some learning beyond the class hour.

Besides to the components above, there is also time allocation that had been set where the researcher makes the teaching simulate which recorded on

video. About the lesson plan intended from the explanation above had been attached.

b. Topical base group instructional of the materials research

The example above is lesson plan that researcher use in the research the teacher not only make lesson not only make lesson plan but also is designing material to teach in the class. The materials are employed to ensure activities that activities can be carried out as effective as possible to attain the planed objective in each lesson. There are several elements in teaching materials, they are:

1) Pre-Teaching

In the pre-teaching, the teacher explains about the topic. In this case, the topic is about topical base group discussion. So, the teacher explains about the definition transactional speaking, the general guidelines of GD, The standar procedure of GD, group discussion groud rules and expressions.

2) While-Teaching

In the While-Teaching, the teacher explains about the technique that he/she wants to use in the teaching and learning process. In this case, the technique is topical base group discussion

3) Post-Teaching

In the post-teaching, the teacher gives a task for the students transactional speaking by using topical base group discussion

2. The implementation of students 'transactional speaking in topical base group discussion

The transactional test consist of a pre-test and a post test. The pre-test was given to find out to know the ability of the students transactional speaking in the pre-test, the researchers asked students to conduct group discussions based on their previous topics. Students are formed into groups of 5 people. In the process they do it themselves based on their experience, there is no intervention from the researcher before giving treatments and the post test was given to find out development of the students in transactional speaking group discussion after giving the treatment.

a.The result of pre-test

The pre-test was given 15 students before teaching the students using topical base group discussion that is on December 17, 2020 in the XI IPA (15 students) class by using zoom form. The score range from 1-6 given to the students speaking skills covered several speaking components i.e. accuracy, fluency, comprehensibility. The highest classification in the pre-test is excellent to very good classification and the lowest classification is very poor classification.in the result of pre-test showed that:

Table 3.The result of pre-test

no	Responden number	speaking components				total
		accuracy	Fluency	comprehensibility	transactional speaking	
1	001	3	2	2	2	9
2	002	1	2	2	3	8
3	003	1	2	3	2	8
4	004	1	2	2	1	6
5	005	1	1	1	2	5
6	006	2	2	1	2	7
7	007	1	2	1	2	6
8	008	1	2	1	3	7
9	009	1	2	1	2	6
10	010	1	2	2	2	7
11	011	2	1	3	2	8
12	012	1	1	2	1	5
13	013	2	2	1	1	6
14	014	1	2	1	2	6
15	015	2	1	1	1	5
	Average	1.4	1.73	1.6	1.87	6.6

Based on the result of pre-test analysis in the table above, it the table above, it has been found that the highest total score was achieved by respondent 001 with eight (9) total score. On the other hand, the lowest total score was achieved by respondent 005,012,15 with (5) five total score. However, the overall students achieved 7 as the average for their speaking skill which means that the quality of the students 'speaking skill is only **poor** before learning with the teaching material.

b. The result of Post-test

The Post-Test was given to (15) students after teaching the students using topical base technique that is on January 21, 2021 in the XI IPA class by using google form. The highest classification in this post-test is excellent classification and the lowest classification is poor classification. In the results of the pre-test showed that one (1) students have very good, five (3) students in good classification, and three (9) students in fair classification. The resulted in the information shown in the following table:

Table.4 The result of post test

no	responden number	speaking components				total
		Accuracy	fluency	comprehensibility	transactional speaking	
1	001	3	3	3	4	13
2	002	3	3	2	3	11
3	003	2	2	2	3	9
4	004	2	3	3	2	10
5	005	1	2	2	3	8
6	006	2	2	2	1	7
7	007	1	2	2	1	6
8	008	1	2	1	2	6
9	009	1	1	2	1	5
10	010	3	2	3	2	10
11	011	2	2	1	3	8
12	012	2	2	3	2	9
13	013	2	1	2	4	9
14	014	1	2	2	4	9
15	015	1	2	3	3	9
	Average	1.8	2.1	2.2	2.53	8.6

We can see that of 15 subject who participated in this study, one students achieved (001) achieved 13score as the maximum total score and another students

(009) gained 6 score as the minimum total score achieved by students in this post-test. In all the result of the post test score analysis indicates that students have achieved **8,6** as the total average score in the post test which means that the quality of the students speaking skills after getting treatment using the teaching materials is fair.

b. The comparison Overall Results of Pre-test and Post-test Experimental Class

The results of the pre-test and the post-test in the experimental class are used to show the improvement of the students score. In the pretest, the students are asked by the researcher to make using topical base group discussion and also all of students have to opinion the answer. Group discussion before the intervention began, to see whether the intervention was successful in improving of the gain scores between pre-test and post-test in experimental class can be illustrated as follow:

Test scores comparison between pre-rest and post-test

No	Respondent Number	Speaking component	
		Pre-test	Post-test
1	001	9	13
2	002	8	9
3	003	8	11
4	004	6	10

5	005	5	8
6	006	7	7
7	007	6	6
8	008	7	6
9	009	6	5
10	010	7	10
11	011	8	8
12	012	5	9
13	013	6	9
14	014	6	9
15	015	5	9
Average		6.6	8,6
Description			

The table show that significant improvement takes places in the student's gained score before and after treatment. It means that the students get improvement in their speaking skills after learning with the developed teaching materials in this study. The improvement can be measured by taking a look at the minimum and the maximum score in the pre-test and post-test in which (5) is the minimum score in. the pre-test while is (5) is the minimum score in the pre-test. Besides, nine (9) is the maximum score in the pre-test, while twelve (13) is the maximum score in the post-test. In addition, the student's progress in learning can also be measured by comparing the students' gain score in the pre-test **5** and the students gain score in post-test **8,6** .If the two gain scores are taken into account

the students' speaking quality before and after treatment, we may then state that the quality of the students speaking skills increase **poor to fair**.

C. The overall result

It has previously been stated that the pre- and post-test are used to measure knowledge gained from participating in a treatments using the Task-Based Language Teaching. The pre-test is a group discussion test given to the participants before the treatment begins in order to determine their knowledge level of the course content. After the completion of the course, participants are given a post-test to answer the transactional students Comparing participants' post-test scores to their pretest scores enables us to see whether the treatment was successful in developing participants' speaking skills. The comparison of the gain scores between pre-test and post-test can be illustrated as follows:

Below is the table of the resulted pre-test and post-test:

Table 5: The classification of the results in pre-test and post test

Score Ranges	Classification	Pre-test	Post test
16.00 – 18.00	Excellent	-	-
13.00 – 15.99	Very good	-	1
10.00 – 12.99	Good	-	3
7.00 – 9.99	Average	7	7
4.00 – 6.99	Poor	8	3
1.00 – 3.99	Very Poor	-	-

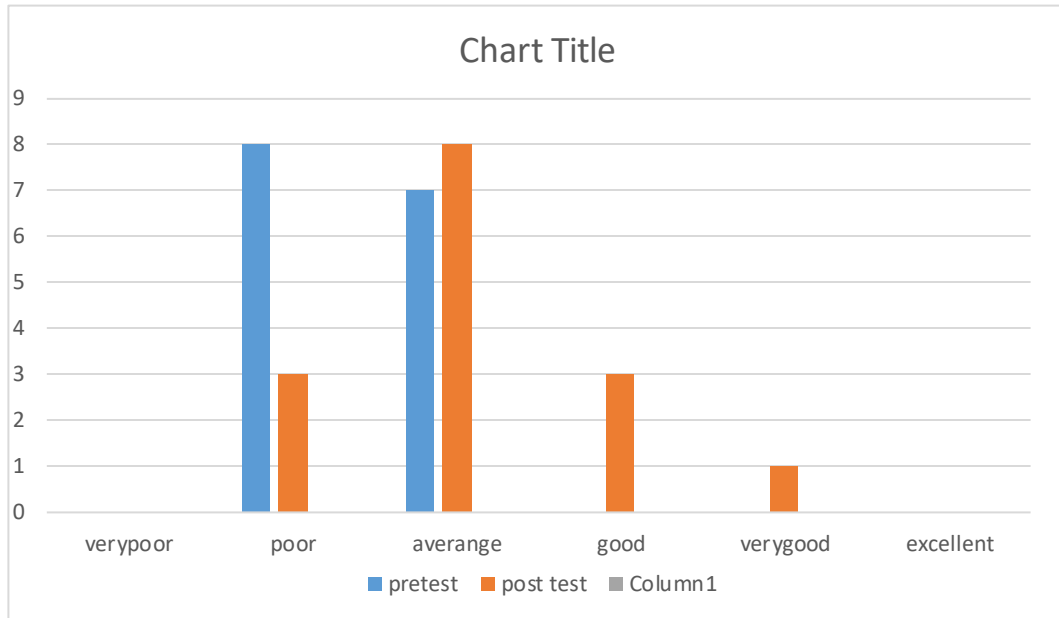
The pre-test was also processed and analyzed by using SPSS which had eventually resulted in the following description:

		Mean	N	Std. Deviation	Std. Error Mean
Pair 1	pretest	6.60	15	1.242	.321
	posttest	8.60	15	2.063	.533

The overall result of the students from the pre-test achieved 5,000 as the poor score and from the post-test achieved .533 as the average score which their transactional which means that the quality of the students in post-test is better after getting treatment using topical base group discussion than the students in pre-test.

The description of the post-test data analysis can also be illustrated by taking a look at the following Graphic:

Figure 1 Graphic transactional speaking skills in topical base GD (pre-test and post-test)



c. Assumption test

Before testing this research hypothesis, it necessary to test the sample distribution to find out whether the sample is normal or non-normal (Yasin in Sari,2018). This test is commonly known as normal test. According to sari (2018), the normality test are aimed at testing all hypothesis test which test a null against alternative hypothesis, the result of normality test deals with the statements of hypothesis. The result of normality test deals with the statements of hypothesis is test namely:

Ho= the null hypothesis. The sample has normal distribution when significant value is greater than 0,05 (sig> 0,05).

In this research, the data normality test post-test can be seen as follows:

Tests of Normality						
	Kolmogorov-Smirnov ^a			Shapiro-Wilk		
	Statistic	Df	Sig.	Statistic	df	Sig.
Pretest	.219	15	.052	.914	15	.154

a. Lilliefors Significance Correction

On the result of the normality test of the post-test data it is known that the significance value is 0.052 using a significance level of 0.05 means sign value, greater than a ($0.200 > 0.05$) so it can be concluded that the post-test data is normally distributed.

e. T-Test

T-Test after finding out that the samples of the pre-test and post-test are normally distributed, the implication of the topical base group discussion technique on the students transactional speaking are tested through the following hypothesis namely: if $\text{sig.}(2\text{-tailed}) < 0.05$ Ho (null hypothesis) is rejected and H1 (alternative hypothesis) is accepted.If $\text{sig.}(2\text{-tailed}) > 0.05$, Ho (the null hypothesis) is accepted and H1 (alternative hypothesis) is rejected.

In order to test the hypothesis, the one sample t-test is then used to tell us whether we should accepted or reject the null hypothesis.

Table One-Sample Test

t	Df	Sig. (2-tailed)	Test Value = 0	
			Mean Difference	95% Confidence Interval of the Difference

					Lower	Upper
pretest	16.143	14	.000	8.60000	7.4574	9.7426

With regard to the table above, it is found out that SPSS output for paired sample t-test, Sig. (2-tailed) = 0,000 < 0,05. This implies that the treatments has significant main effect on the students transactional speaking achievement. The null (Ho) is therefore rejected and the 62 alternative hypothesis (H1) is accepted. Therefore it can be concluded that there is significant difference between pre-test and post-test learning outcomes from the experimental class after the treatment, which means that there is an influence on the use of topical base GD on the students' transactional speaking.

B. Factor effect the improvement of the student's transactional speaking skills

Furthermore, after getting the quantitative data, the researcher also given questioner the students. According to Gay (2016), the questionnaire is a collection of written questions to be answered by a selected group of research participants. In this study, researchers used a Likert Scale. According to Gay (2016), the Likert scale requires an individual to respond to a series of statements. The type of questionnaire in this study is a closed type of questionnaire. Questionnaires were used to collect student self-esteem data.

Source: primary data processing

Table 9. The Students' Attitudes towards the Teaching Materials' Contents

No.	Statements	Frequency (Scale)						
		7	6	5	4	3	2	1
1.	The materials cover a variety of topics and situations appropriate to your level and needs in practicing transactional speaking in the topic-based group discussion.	70%	20%	10%	0%	0%	0%	0%
2.	The themes and topics are relevant to you for topic-based group discussion	80%	10%	5%	5%	0%	0%	0%
3.	The materials give you an opportunity to practice more transactional speaking in the topic-based group discussion.	90%	5%	5%	0%	0%	0%	0%
4.	The materials use authentic texts or dialogues.	70%	10%	10%	10%	0%	0%	0%

Source: primary data processing

As shown at table 9, one of the things that students were most interested in is because this material can be given you an opportunity to practice more transactional speaking of topical base group discussion it can be seen that at the point 3 the students 90% strongly agree think that the material given you opportunity to

practice more transactional speaking. In an interview one of students said *di sini kami dengan mudah mengetahui tujuan dari diskusi dan kelompok kami memiliki hubungan yang bagus dan selalu bekerja samadalam memberikan sebuah opini (student 006, febrianti adawiyah)*

After presenting the students' persception on the content of the teaching materials, below is their perception about the method in teaching materials. The information can be seen in the following table:

Table 10. The Students' Attitudes towards Language Items given in the Teaching Materials

No.	Statements	Frequency (Scale)						
		7	6	5	4	3	2	1
1.	The language functions, language focus, vocabulary, and grammar items given during the topic-based group discussion are appropriate to your level.	80%	10%	10%	0%	0%	0%	0%
2.	There's an attempt to bring in expressions relevant to students' needs in transactional speaking during the topic-based	95%	5%	0%	0%	0%	0%	0%

	group discussion.							
3.	The vocabulary lesson is easy to be understood.	90%	10%	0%	0%	0%	0%	0%
4.	The grammar lesson is easy to be understood.	80%	10%	10%	0%	0%	0%	0%
5.	The pronunciation lesson is easy to be understood.	80%	10%	10%	0%	0%	0%	0%

Source: primary data processing

As shown at table 10, the students 95% strongly agree thought there's an attempt to bring in expressions relevant to students' needs in transactional speaking during the topic-based group discussion and topical base group discussion relevant to your needs one of students said "*disini cara saya menjawab pertanyaan di internet ,dan dari sini saya mendapatkan ide-ide kreatif untuk mengerjakan tugas group diskusi kami(students 010)*

The next is to see the student response to the activities in teaching material.

Detailed information about it can be found in the following :

Table 11. The Students' Attitudes towards The Activities and Tasks

No.	Statements	Frequency (Scale)						
		7	6	5	4	3	2	1
1.	The activities and tasks in the topic-based group	90%	10%	0%	0%	0%	0%	0%

	discussion are interesting to you							
2.	The activities and tasks are aimed at developing your transitional speaking ability	80%	10%	10%	0%	0%	0%	0%
3	They provide a real-word use of language in daily life.	70%	10%	10%	10%	0%	0%	0%
4.	The situations in the topic-based group discussion are appropriate to your level and needs.	75%	15%	10%	0%	0%	0%	0%
5	The activities and tasks provide for varying learning arrangements in the topic-based group discussion such as explaining answer, describing something, etc.	80%	20%	0%	0%	0%	0%	0%
6	The activities and task focus on increasing accuracy, fluency, and comprehensibility in transactional speaking.	85%	15%	0%	0%	0%	0%	0%

7	The activities and tasks allow for creative use of language.	75%	15%	10%	0%	0%	0%	0%
8	The instruction for the activities and tasks are simple and clear.	80%	10%	10%	0%	0%	0%	0%

Source: primary data processing

As show at table 11, the students 90% strongly agree the activities and task focus on increasing accuracy, fluency, and comprehensibility in transactional speaking.

One of the students said *“disini saya lebih memetingkan kepentingan kelompok dan tetap konsisiten pada tujuan awal dari diskusi kelompok saya.untuk mencapai tujuandengan lancer (student 011,suci amaliyah)*

The Students' Attitudes towards the Supplementary Materials

No.	Statements	Frequency (Scale)						
		7	6	5	4	3	2	1
1.	There are tapes for expressions practice for transactional speaking available.	80%	10%	10%	0%	0%	0%	0%
2.	There are some other supplementary materials for transactional speaking in the topic-based group discussion available.	75%	10%	15%	0%	0%	0%	0%

Source: primary data processing

From data presented in the table above, the students 80% There are tapes for expressions practice for transactional speaking available and one of students said *menurut saya disini mereka mendengarkan dan mematuhi aturan dengan baik dan anggota menyesuaikan diri satu sama lain di kelompok kami dan pendapat saya yang saya sampaikan dapat di terima oleh teman diskusi kelompok saya. (students 007, irwansyah effendi)*

Based on the data from the implementation of transactional speaking in topical base group discussion, it could be concluded that topical base group discussion technique could help students to improve transactional speaking skill and also

they are helped to make explain answer need intention describe something etc. (jack Richard,2008:27)Transactional speaking skills are one of the functions in speaking that focuses on transacting messages with verbal skills to practice how to use speech to share and get information without building relationships.

CHAPTER V

CONCLUSION AND SUGGESTION

This chapter presents the conclusion as well as suggestion related to this research. Suggestion and conclusion were taken based on findings in this research.

A. Conclusion

In the previous chapter, it can be concluded that topical base group discussion group discussion technique is effective to improve transactional speaking skills than the conventional technique. In the result of free-test, students were only trapped in the classification which is 6.6 poor scores in the pre-test and 8.6 in the post-test. It means there was improvement from those students and In this research, the researcher found that during teaching learning process, the students quality learning activity in the class was improving. in this case ,some students made mistake in their test in pre-test, so the researcher explained the subject in treatment and focus on their mistakes until they understand, then the students focused and be careful in treatment test, the study was successful.

Second; there are factors that affect the improvement of students' transactional speaking skills, this situation was happened because of some factors such as: the materials give you an opportunity to practice more transactional speaking in the topic-based group discussion, there's an attempt to bring in expressions relevant to students' needs in transactional speaking during the topic-based group discussion. The activities and task focus on increasing accuracy, fluency, and comprehensibility in transactional speaking. And there are tapes for expressions practice for transactional speaking available. It indicated that there was a significant difference between before and after giving the treatment.

Finding of this research indicated that the topical base group discussion technique helps the students in improving their transactional speaking skills in exchanging information, taking a part in formal discussions or having a good presentation and even learning to work in real-life situations.

B. Suggestion

From the conclusions above, the researcher submitted several suggestions In the teaching or learning activities, especially:

1. For teaching

Transactional speaking skills, the teachers may apply the topical base group discussion technique. It helps the students improve their turn-taking at group discussions. On the other hand, the teachers may use a new and right teaching technique.

2. For the Next Researchers

By reading this research, it is hoped to make the readers or the next researchers develop their knowledge and using this research as a reference and expected to find any information to improve their knowledge.

BIBLIOGRAPHY

- Adom, Hussein et al., *Theoretical and Conceptual Framework : Mandatory Ingredients Theoretical and Conceptual Framework : Mandatory Ingredients*, 2018.
- Abawi K. *Data collection instruments (questionnaire & interview)*. Geneva: Geneva Foundation for Medical Education and Research, 2013.
- Bahar, A. Kaharuddin and Ismail Latif. *Society-Based English Community (SOBAT): EFL Learners' Strategy in Learning and Practicing English Outside The Walls*. *Journal Ilmu Budaya*. 2019.
- Budiyanto et al., *Developing a Model of Teaching Speaking through Discussion and Presentation for Accounting Education Students*. IAIN Surakarta: *Practice in Language Studies*, 2018.
- Bull, Victoria. *Oxford Learners Pocket Dictionary (Fourth ed.)*.UK: Oxford University Press. 2011.
- Cambridge University Press. *Cambridge online dictionary*, Cambridge Dictionary online. 2008.
- Coultas, Julie and Edwin J. C. van Leeuwen. *Conformity: Definitions, Types, and Evolutionary Grounding*. UK: University of Sussex, 2015.
- Creswell, Jhon et al., *Best practices for Mixed Methods Research in the Health Sciences*. Office of Behavioral and Social Sciences Research (OBSSR) from https://www2.jabsom.hawaii.edu/native/docs/tsudocs/Best_Practices_for_Mixed_Methods_Research_Aug2011.pdf, 2011.

- Dimitrov, M Dimiter and Rumrill PD. Pretest-posttest Designs and Measurement of Change. <https://doi.org/10.1017/CBO9781107415324.004>. 2003.
- Frey, Felix. SPSS (Software). The International Encyclopedia of Communication Research Methods. <https://doi.org/10.1002/9781118901731.iecrm0237>, 2017.
- Gay, L. R and Mills G. E. Educational Research: Competencies for Analysis and Application (11th ed.) Pearson Education. 2016.
- Kaharuddin, Andi. Transactional Speaking : A Guide to Improve Transactional Exchange Skills in English for Group Discussions (Gd) and Interviews.Gowa: Gunadarma Ilmu, 2018.
- Kaharuddin, Andi and Burhan Arafah. Using needs analysis to develop English teaching materials in initial speaking skills for Indonesian college students of English. The Turkish Online Journal of Design, Art, and Communication (TOJDAC), Special Edition, 2017.
- Kaharuddin, Andi. Interactional Speaking a Guide to enhance Natural Communication Skills in English. Yogyakarta: Trust Media Ethnologue, 2014.
- Kaharuddin, Andi and Yassi Hakim. Syllabus Design for English Language Teaching (2nd ed.). Jakarta: Prenamedia Group. 2018.
- Latief, Muhaemin. The Impact of Charismatic Leadership on The Organization. Makassar: State Islamic University of Alauddin, 2016.
- Lalu Bohari , *Imroving Speaking Skills Thourugh Small Group Discussion at Eleveth Grade Students of SMA Plus Munirul Arifin Nw Praya*, 2019.
- Millrood, Radislav P. Techniques and Technologies of Teaching Speaking: Dealing with Backwash Effect in Russia. Procedia-Social and Behavioral Sciences. 2015.
- Miles, Matthew B., Huberman, A. Michael and Saldaña, Johnny (2014). Qualitative Data Analysis. A Methods Sourcebook, 3rd ed. Los Angeles: Sage, ch. 4.
- Molla, Endalew, et al. Factors that Affect Students to Take Turns in Group Discussions in English Classroom. Etiopia, 2013.
- Mukminatien, N. The problem of developing speaking skills: Limitations of second language acquisition in an EFL classroom. 1999.

- Nuha U. Transactional and Interpersonal Conversation Texts in English Textbook. Register Journal. 2014 Nov 1;7(2):205-24.
- Nunan, David. Practical English. Language Teaching. New York: Mc Graw Hill. 2003.
- Ornstein C, Allan dan Thomas J, Lasley, H. Strategies for Effective Teaching. MC Graw Hill New York. 2000.
- Pramlal, Ashika. The Influence of Team Cohesiveness on Team Effectiveness. South Africa: University of KwaZulu-Natal. 2004.
- Richards JC. Developing classroom speaking activities: From theory to practice. Guidelines-Singapore-Periodical for Classroom Language Teachers then Magazine for Language Teachers. 1990.
- Richards JC. Developing classroom speaking activities: From theory to practice. Guidelines-Singapore-Periodical for Classroom Language Teachers then Magazine for Language Teachers. 2006 Dec 2;28(2):3.
- Richards, Jack C. and Willy A. Renandya. 2002. *Methodology in Language Teaching: An Anthology of Current Practice*. United State of America: Cambridge University Press.
- Schmidt, Henk et al., Effects of Problem-based Discussion on Studying a Subsequent Text: A randomized Trial among First-year Medical Students. Instructional Science. 2001 Jan 1;29(1):33-44.
- Setiadi MA. Using Communicative Language Teaching (Clt) Approach Through Small Group Discussion as a Device to Stimulate the Students to Speak in English. Exposure. 2012 Nov 9;1(2):223-33.
- Strijbos, Jan-Willem et al., The Effect of Functional Roles on Group Efficiency: Using Multilevel Modelling and Content Analysis to Investigate Computer-Supported Collaboration in Small Groups. Netherlands: University of the Netherlands, 2003.
- Sari, Al Amini I. *Task-Based Language Teaching (Tbtl) In The Classroom: An Effort To Teach Students' Skills In Writing Descriptive Text At Second Grade Of Ma Madani Alauddin*. Thesis: English Education Department Tarbiyah And Teaching Science Faculty Alauddin State Islamic University Makassar, 2020.
- Yuli Rachmawati, *Language learning strategies Used By Learners in Learning Speaking(A Descriptive Study in an Exemplary Class in one of Senior High Schools in Cimahi)*,2012.

Zareie B, Gorjian B, Pazhakh A. The effect of interactional and transactional speaking strategies on teaching speaking skills to Iranian EFL learners at the senior high school level. *International Journal of Language Learning and Applied Linguistics World (IJLLALW)*. 2014;5(2):443-59.

Dokumentasi

APENDIX A

LESSON PLAN

- a. Subject** : Transactional Speaking (Group Discussion)
- b. Unit** : one
- c. Topic** : Do you agree or disagree with the statement
“Parents are the best teachers”?
- d. Time** : 90 minutes
- e. Course description**

This course prepares students to be able to use group discussion effectively in English by following the standard procedure of GD.

f. Course objective :

After completing the course, the students are able to transactional speaking effectively when discuss the topic base group discussion

g. Materials and equipments

List expression group discussion

h. Procedure/activities: (60 minutes)

6. Opening

The teacher greets the students by saying “Good morning everybody. How are you today? and checks attends list. Then, the teacher introduces the material to be learnt that session by saying today we are going to talk about “Do you agree or disagree with the statement that Parents are the best teachers?”

7. Delivering

3. Pre-teaching

1. The teacher explains about the definition of group discussion.
2. The teacher explains about the characteristic of group discussion
3. The teacher explains about the expressions of group discussion
4. The teacher explains about the rules group discussion.

4. while teaching

5. The teacher present topical base group discussion
6. The teacher divide all of the students for make group discussion in the classroom into groups of 5.

7. The teacher gives the topic about “Do you agree or disagree with the statement that Parents are the best teachers?”
8. The teacher asks for the students to read the materials and identify about “Do you agree or disagree with the statement that Parents are the best teachers?” from all the groups.
9. The students begin deciding what they suppose to do as the best opinion in the topic.
10. After read the materials, it is expected that the group should find the answer on the issue.
11. The teacher asks for the students for giving the reasons about the topic.
12. The students have to support with explanations and reasons.
13. The students identify the best opinions as the solutions to the problems.

5. Post-teaching

14. The teacher will prepare him/herself for a one-minute report to the entire groups. this brief report should highlight the answer to the problems topic

15. The teacher evaluation and asks the students what do you say in your opinion the topic above?

i. Evaluation (20 minutes)

To determine whether the objectives of this course have been accomplished, language game “picture description” is given to the students by using the following procedures:

5. The teacher asks for the students to take cards
6. The teacher gives the students one cards for each other.
7. The teacher asks the students to describe the picture to his/her partner

j. Extra class work (10 minutes)

- d.** The teacher explains how to pronounce the words correctly
- e.** The teacher gives the students extra class work of exercises about expressions used in group discussion.

LESSON PLAN 2

- a. **Subject** : Transactional Speaking (Group Discussion)
- b. **Unit** : two
- c. **Topic** : people attend college or university for many different reasons (for example, new experience, career preparation, increase knowledge).why do you think people attend college or university?
- d. **Time** : 90 minutes
- e. **Course description**

This course prepares students to be able to use group discussion effectively in English by following the standard procedure of GD.

f. Course objective :

After completing the course, the students are able to transactional speaking effectively when discuss the topic base group discussion.

g. Materials and equipments

List expression group discussion

h. Procedure/activities: (60 minutes)

1. Opening

The teacher greets the students by saying “Good morning everybody. How are you today? and checks attends list. Then, the teacher introduces the material to be learnt that session by saying today we are going to talk about “Do you agree or disagree with the statement that Parents are the best teachers?”

2. Delivering

Pre-teaching

1. The teacher explains about the definition of group discussion.
2. The teacher explains about the characteristic of group discussion
3. The teacher explains about the expressions of group discussion
4. The teacher explains about the rules group discussion.

3. while teaching

5. The teacher present topical base group discussion
6. The teacher divide all of the students for make group discussion in the classroom into groups of five.

7. The teacher gives the topic about “people attend college or university for many different reasons (for example, new experience, career preparation, increase knowledge). why do you think people attend college or university?”

8. The teacher asks for the students to read the materials and identify about topic above from all the groups.

9. The students begin deciding what they suppose to do as the best opinion in the topic.

10. After read the materials, it is expected that the group should find the answer on the issue.

11. Teacher asks for the students for giving the reasons about the topic.

12. The students have to support with explanations and reasons.

13. The students identify the best opinions as the solutions to the problems.

4. Post-teaching

14. The teacher will prepare him/herself for a one-minute report to the entire groups. this brief report should highlight the answer to the problems topic

15. The teacher evaluation and asks the students what do you say in your opinion the topic above?

5. Evaluation (20 minutes)

To determine whether the objectives of this course have been accomplished, language game “picture description” is given to the students by using the following procedures:

16. The teacher asks for the students to take cards

17. The teacher gives the students one cards for each other.

18. The teacher asks the students to describe the picture to his/her partner.

i. Extra class work (10 minutes)

19. The teacher explains how to pronounce the words correctly

20. The teacher gives the students extra class work of exercises about expressions used in group discussion

LESSON PLAN 3

a. Subject : Transactional Speaking (Group Discussion)

b. Unit : tree

Topic : if you could change one important thing about your hometown, what would change?

c. Time : 90 minutes

d. Course description

This course prepares students to be able to use group discussion effectively in English by following the standard procedure of GD.

e. Course objective :

After completing the course, the students are able to transactional speaking effectively when discuss the topic base group discussion

f. Materials and equipments

List expression group discussion

g. Procedure/activities: (60 minutes)

1. Opening

The teacher greets the students by saying “Good morning everybody. How are you today? and checks attends list. Then, the teacher introduces the material to be

learnt that session by saying today we are going to talk about “Do you agree or disagree with the statement that Parents are the best teachers?”

2. Delivering

1. Pre-teaching

1. The teacher explains about the definition of group discussion.
2. The teacher explains about the characteristic of group discussion
3. The teacher explains about the expressions of group discussion
4. The teacher explains about the rules group discussion.

2. while teaching

5. The teacher present topical base group discussion
6. The teacher divide all of the students for make group discussion in the classroom into groups of five.
7. The teacher gives the topic about “if you could change one important thing about your hometown, what would change?
8. The teacher asks for the students to read the materials and identify about topic above from all the groups.

9. The students begin deciding what they suppose to do as the best opinion in the topic.

10. After read the materials, it is expected that the group should find the answer on the issue.

11. The teacher asks for the students for giving the reasons about the topic.

12. The students have to support with explanations and reasons.

13. The students identify the best opinions as the solutions to the problems.

3. Post-teaching

14. The teacher will prepare him/herself for a one-minute report to the entire groups. this brief report should highlight the answer to the problems topic

15. The teacher evaluation and asks the students what do you say in your opinion the topic above?

4. Evaluation (20 minutes)

To determine whether the objectives of this course have been accomplished, language game “picture description” is given to the students by using the following procedures:

16. The teacher asks for the students to take cards

17. The teacher gives the students one cards for each other.

18. The teacher asks the students to describe the picture to his/her partner

5. Extra class work (10 minutes)

19. The teacher explains how to pronounce the words correctly

20. The teacher gives the students extra class work of exercises about expressions used in group discussion.

APENDIX B

Rating	Accuracy (Pronunciation and Grammar)	Fluency and Vocabulary	Comprehensibility (Comprehension)	Transactional speaking
6	Pronunciation is only very slightly influenced by the mother-tongue. Two or three minor grammatical and lexical errors.	Speaking without too great effort with wide range of expression searching for words. Searching for words but occasionally only one or two unnatural pauses.	Easy for the listener to understand the speaker's intention and general meaning. Very few interruptions or clarifications required.	Explain answer a need intention, describe something, ask questions, ask clarification confirm information are very clearly and accurately.

5	Pronunciation is slightly influenced by the mother-tongue. A few minor grammatical and lexical errors but most utterances are correct.	Has to make an effort search for words .no smooth delivery on the only a few unnatural	The speaker's intention and general meaning are fairly clear. A few interruptions by the listener for the sake of clarification are necessary.	Explain answer a need intention, describe something, ask questions, ask clarification confirm information are a little less obviously
4	Pronunciation is still moderately influenced by the mother-tongue but no serious phonological errors. A few grammatical and lexical errors but only one or two major errors causing confusion.	Occasionally, fragmentally but success in conveying the general meaning fair range of expression.	Most of what the speaker says is easy to follow. His intention is always clear but several interruptions are necessary to help him to convey the message or to seek clarification.	Explain answer a need intention, describe something, ask questions are a little less confusion. but ask clarification confirm information only one or two errors sentences
3	Pronunciation is influenced by the mother-tongue but only a few serious phonological errors. Several grammatical and lexical errors, some of which cause	Has to make an effort for much of the time, often has to search for desired meaning rather halting delivery and fragmentary. Range of expression often limited.	The listener can understand a lot of what is said, but he must constantly seek clarification. Cannot understand many of the speaker's more complex or longer sentence	Explain answer a need intention, describe something, ask questions are a few serious speaking errors. several ask clarification confirm

	confusion			information only one or two errors sentences
2	Pronunciation seriously influenced by the mother-tongue with errors causing a breakdown in communication many 'basic' grammatical and lexical errors	Long pauses while he searches for desired frequently fragmentary and halting delivery almost gives up making the effort at times limited range of expression.	Only small bits (usually short sentences and phrases), can be understood and then with considerable effort by someone who is used to listening the speaker	Explain answer a need intention, describe something, ask questions are seriously Errors causing a breakdown in communication many basic and several ask clarification confirm information
1	Serious pronunciation errors as well as many 'basic' grammatical errors.no evidence of having mastered any of the language skills and areas practiced in the course	Full of long and unnatural pauses. Very halting and fragmentally delivery. At times giving up making the effort, very limited range of expression.	Hardly anything what is said can be understood. Even when the listener makes a great effort or interrupt , the speaker is unable to clarify anything he seems to have said	Serious explain answer a need intention ,describe something, ask questions, ask clarification confirm information are as well as many 'basic' Errors.no evidence of having

(Heaton,1998:100)

UNIT 1: the lesson

This lesson teach transactional speaking, especially topical base group discussion.

Through learning the standar procedure the rules and the leader's and the participant roles GD and expsressions, the students learn how to transactional speaking by using topical base group discussion Before that, the teacher explain.

- **The definition and the transactional speaking.**

The definition and the purpose of transactional speaking
Transactional speaking where of focus is on what is said or done.
The central focuses are making the message oneself understood
clearly and accurately



- There are two points in the transactional speaking . Those are clearly and accurately

clearly

accurately



- Topical group discussion

Topical base group discussion which usually intermediate learners of English and the topic usually a controversial topic which provided in the form of a statement contain in issue. The issue illustrate two options in which the students have to decide what they suppose to do as the best opinion in the topic.

- **features of topical base group discussion**

There are three point group discussion

1. The general guidelines of GD

2. The standar procedure of GD

3. Ground rules

1. the general guidelines of GD

- a group members must come to discuss a topic give answer and solustion

- b. Group discussion is a cooperative, not competitive learning process. Good results depend on everyone sharing their thoughts.
- c. Every member of the group is given the opportunity to participate and makes some contribution to the group discussion process, taking turns doing so.

2. The standard procedure of GD

- The students are placed into groups of 5-10.
- The teacher gives them a topic to discuss.
- Sometimes, group members are given five minutes to plan their stance before starting.
- Total discussion time is approximately 45 minutes.
- During the first 25 minutes, each group will discuss the given topic among their members to decide two things: the solutions and reasons.
- During the last five minutes, the teacher will prepare him/herself for a one-minute report to the entire groups.

3. Group discussion ground rules

- Convey opinion politely and respect people; no name calling, no accusation.
- Express your disagreement respectfully.
- Avoid addressing interruptions too often.
- Spend the time effectively when speaking.
- Open to accept the others' opinions. Judge the opinions fairly and don't be so selfish, rejecting others without any plausible reasons.
- Avoid being too sensitive with disagreement, underestimating people's opinion to show that you believe you are absolutely right.
- Everyone is expected to obey and uphold the ground rules.

Asking for an opinion on (Meminta pendapat)

- What's your idea?

(apa ide anda)?

- What are your thoughts on all of this?

(apa pikiran anda tentang ini semua?)

- How do you feel about that?

(bagaimana menurutmu mengenai itu?)

- Do you have anything to say about this?

(apakah ada sesuatu yang ingin anda katakan tentang ini?)

- What do you think?

(apa pendapat anda?)

- Do you agree?

(apakah anda setuju?)

- Wouldn't you say anything?

(tidak maukah anda mengatakan sesuatu?)

Stating an opinion (menyatakan pendapat)

- In my opinion,

(menurut pendapat saya..)

- The way I see it.....,

(saya melihat bahwa)

- If you want my honest opinion.

(kalau anda ingin pendapat saya yang sejujurnya)

- According to Lisa,,,

(menurut lisa..)

- As far as I'm concerned,

(sepanjang yang saya ketahui)

- If you ask me....

(jika anda bertanya kepada saya ...)

Interruptions: (menginterupsi)

- Can I add something here?

(bisakah saya menambahkan sesuatu?)

- Is it okay if I jump in for a second?

(bisakah saya bicara sebentar?)

- If I might add something..

(kalau saya boleh menambahkan sesuatu..)

- Can throw my two cents in?

(bisakah saya bicara..)

- Sorry to interrupt, but.

(maaf saya interupsi, tetapi..)

Expressing agreement (menyampaikan persetujuan)

- I agree with you 100 percent.

(saya setuju dengan anda seratus persen)

- I couldn't agree with you more.

(saya tidak dapat menolak anda)

- That's so true.

(itu benar sekali)

- That's for sure.

(itu pasti)

- You're absolutely right.

(anda sepenuhnya benar)

- Absolutely.

(tentu saja)

- That's exactly how I feel.

(itulah yang sebenarnya saya rasa)

- exactly.

(pasti)

- I'm afraid I agree with James.

(saya kira saya setuju dengan James)

- I have to side with Dad on this one.

(saya berpihak pada ayah kali ini)

Expressing disagreement (menyatakan ketidaksetujuan)

- I don't think so.

(saya pikir tidak demikian)

- (strong) No way.

(kuat) tidak bisa

- I'm afraid I disagree.

(saya kira saya tidak setuju)

- (strong) I totally disagree.

(saya sangat setuju).

- I beg to differ.

(maaf, saya beda dengan anda)

- (strong) I'd say the exact opposite.

(saya katakan, pendapat kita sangat bertentangan)

- Not necessarily.

(tidak penting)

- That's not always true.

(itu tidak selalu benar)

- That's not always the case.

(itu tidak selalu benar)

- No, I'm not so sure about that.

(tidak, saya tidak yakin dengan itu)

Expressing and justifying opinions (menyampaikan pendapat dan alasan atas suatu pendapat)

Grammar focus

I think + a sentence using the present

I believe + a sentence using the present

It seems to me that + a sentence using the present

In my opinion + a sentence using the present

Example of topical base group discussion

Do you agree or disagree with the statement “Parents are the best teachers”?

.The teacher asks for the students to provide the best answer.



shutterstock.com • 1542840038

The teacher asks for the students to read the materials and identify about “Do you agree or disagree with the statement that from all the groups.

The students begin deciding what they suppose to do as the best opinion in the topic.

After read the materials, it is expected that the group should find the answer on the issue.

Evaluation

To determine whether the objectives of this course have been accomplished, language game “picture description” is given to the students by using the following procedures:

8. The teacher asks for the students to take cards
9. The teacher gives the students one cards for each other.

The teacher asks the students to describe the picture to his/her partner



Extra class-work

The teacher gives the students extra class work of exercises about expressions used in group discussion.

UNIT 2:

This lesson teach transactional speaking, especially topical base group discussion , especially classmate. Through learning the students learn how to exspression by using topical base group discussion

- a. The teacher explains the material today is about des people attend college or university for many different reasons (for example, new experience, career preparation, increase knowledge).why do you think people attend college or university?



The teacher asks for the students to provide the best opinion



<https://images.app.goo.gl/jDSXykRpSwQ48VPg6>

The teacher asks for the students to read the materials and identify about “Do you agree or disagree with the statement that from all the groups.

The students begin deciding what they suppose to do as the best opinion in the topic.

After read the materials, it is expected that the group should find the answer on the issue.

Evaluation

To determine whether the objectives of this course have been accomplished, language game “picture description” is given to the students by using the following procedures:

.The teacher asks for the students to take cards

The teacher gives the students one cards for each other.

The teacher asks the students to describe the picture to his/her partner.

Extra-Class Work

The teacher gives the students extra class work of exercises about expressions used in group discussion



Stating an opinion (menyatakan pendapat)

- In my opinion,
(menurut pendapat saya..)
- The way I see it.....,
(saya melihat bahwa)
- If you want my honest opinion.
(kalau anda ingin pendapat saya yang sejujurnya)

UNIT 3

This lesson teach transactional speaking, especially topical base group discussion

Through learning the students learn how to expression by using topical base group discussion

- a. The teacher explains the material today is if you could change one important thing about your hometown, what would change?



The teacher asks for the students to provide the best opinion



shutterstock.com • 1542840038

<https://images.app.goo.gl/jDSXykRpSwQ48VPg6>

The teacher asks for the students to read the materials and identify about “Do you agree or disagree with the statement that from all the groups.

The students begin deciding what they suppose to do as the best opinion in the topic.

After read the materials, it is expected that the group should find the answer on the issue.



Evaluation

To determine whether the objectives of this course have been accomplished, language game “picture description” is given to the students by using the following procedures:

.The teacher asks for the students to take cards

The teacher gives the students one cards for each other.

The teacher asks the students to describe the picture to his/her partner.

Extra-Class Work

The teacher gives the students extra class work of exercises about expressions used in group discussion

Interruptions: (menginterupsi)

- Can I add something here?
(bisakah saya menambahkan sesuatu?)
- Is it okay if I jump in for a second?
(bisakah saya bicara sebentar?)
- If I might add something..
(kalau saya boleh menambahkan sesuatu..)
- Can throw my two cents in?
(bisakah saya bicara..)
- Sorry to interrupt, but.
(maaf saya interupsi, tetapi..)

APPENDIX C

Table 9. The Students Response to the Teaching Materials' Content

No.	Statement	Frequency Scale						
		7	6	5	4	3	2	1
1.	The Materials can make Students able transactional speaking of topicalbase group discussion .							
2.	The themes and topics relevant to materials of topical base group discussion							
3.	The materials given you an opportunity to practice more transactional speaking of topical base group							

	discussion							
4.	The materials use authentic of topical base group discussion							

table 10. The Students Response to The Method in the Teaching Materials After Treatment

No.	Statement	Frequency Scale						
		7	6	5	4	3	2	1
1.	The language functions and focus to transactional speaking of topical base group discussion items are appropriate level							
2.	There's an attempt to bring in ekspresion transactional speaking and topical base group discussion relevant to your needs							
3.	'The paretns are the best teacher'lesson is easy tobe understood							

4.	The people attend college or university for many different reason is easy to be understood							
5.	If you could change on important thing about your hometown, what Would you change? is easy to be understood							

Table 11. The Students Response to The Activities in The Teaching Materials After Treatment

No.	Statement	Frequency Scale						
		7	6	5	4	3	2	1
1.	The activities and task of transactional speaking of topical base group discussion are interesting to you							
2.	The activities and task are aimed at developing your transitional speaking and topical base group discussion							
3	They provide a real-word use of language in daily lifes							
4.	The situations in topical base group discussion are appropriate to							

	your level and needs							
5	The activities and task focus in transactional speaking with topical base group discussion like explain answer,a need intention Describe something etc.							
6	The activities and task focus accuracy,fluency Comprehensibility And transactional speaking of topical base group discussion							
7	The activities and task allow for creative use of language							
8	The instruction for the activities and task are simple and clear							

The Students Response to The Task Given in Teaching Materials After Treatment

No.	Statement	Frequency Scale						
		7	6	5	4	3	2	1
1.	There are tapes for ekspresion practice transactional speaking available							
2.	The are some							

other supplementary materials to transactional speaking of topical base group discussion								
--	--	--	--	--	--	--	--	--


APPENDIX D

Instrument
**THE SHEET OF STUDENTS' TRANSACTIONAL SPEAKING
 IN TOPICAL BASE GROUP DISCUSSION**

Researcher : Rahmat Ramadan
 Title : *The Effect of Using Topical Base Group Discussion on The Students Transactional speaking skill at Second Grade of Ma AL-Hidayah Makassar*
 Respondent Number : 002

POST-TEST

ASPECT	SCORE	Score	Score Ranges	Classification
ACCURACY	5	6	16.00 - 18.00	Excellent
FLUENCY	4	5	13.00 - 15.00	Very Good
COMPREHENSIBILITY	2	4	10.00 - 12.00	Good
Transactional speaking	3	3	7.00 - 9.00	Average
TOTAL	11	1	4.00 - 6.00	Poor
			1.00 - 3.00	Very Poor

Rater,

 Irhamia, S.Pd.

Post - test


Instrument
**THE SHEET OF STUDENTS' TRANSACTIONAL SPEAKING
 IN TOPICAL BASE GROUP DISCUSSION**

Researcher : Rahmat Ramadan
 Title : *The Effect of Using Topical Base Group Discussion on The Students Transactional speaking skill at Second Grade of Ma AL-Hidayah Makassar*

Respondent Number : *001* **POST-TEST**

ASPECT	SCORE
ACCURACY	<i>5</i>
FLUENCY	<i>5</i>
COMPREHENSIBILITY	<i>5</i>
Transactional speaking	<i>15</i>
TOTAL	<i>15</i>

Score	Score Ranges	Classification
6	16.00 - 18.00	Excellent
5	13.00 - 15.99	Very good
4	10.00 - 12.99	Good
3	7.00 - 9.99	Average
2	4.00 - 6.99	Poor
1	1.00 - 3.99	Very Poor

Rater,

 Irhamia, S.Pd.


Instrument
**THE SHEET OF STUDENTS' TRANSACTIONAL SPEAKING
 IN TOPICAL BASE GROUP DISCUSSION**

Researcher : Rahmat Ramadan
 Title : *The Effect of Using Topical Base Group Discussion on The Students Transactional speaking skill at Second Grade of Ma AL-Hidayah Makassar*

Respondent Number : *002* **PRE-TEST**

ASPECT	SCORE
ACCURACY	<i>1</i>
FLUENCY	<i>2</i>
COMPREHENSIBILITY	<i>2</i>
Transactional speaking	<i>3</i>
TOTAL	<i>8</i>

Score	Score Ranges	Classification
6	16.00 - 18.00	Excellent
5	13.00 - 15.99	Very good
4	10.00 - 12.99	Good
3	7.00 - 9.99	Average
2	4.00 - 6.99	Poor
1	1.00 - 3.99	Very Poor

Rater,

 Irhamia, S.Pd.

Instrument

**THE SHEET OF STUDENTS' TRANSACTIONAL SPEAKING
IN TOPICAL BASE GROUP DISCUSSION**


Researcher : Rahmat Ramadan

Title : *The Effect of Using Topical Base Group Discussion on The Students Transactional speaking skill at Second Grade of Ma AL-Hidayah Makassar.*

Respondent Number : 001

PRE-TEST

ASPECT	SCORE	Score	Score Ranges	Classification
ACCURACY	3	6	16.00 - 18.00	Excellent
COHERENCY	2	5	13.00 - 15.99	Very good
COMPREHENSIBILITY	2	4	10.00 - 12.99	Good
Transactional speaking	2	3	7.00 - 9.99	Average
TOTAL	9	2	4.00 - 6.99	Poor
		1	1.00 - 3.99	Very Poor

Rater,

Irhamia, S.Pd.

APPENDIX E

DroidCam Source 2

You are screen sharing

Stop Share

Transactional speaking where of focus is on what said or done. The central focus is on what the message oneself understood clearly accurately.

Topical base group discussion, there are

1. the general guidelines of Gd.
2. the standard procedure of Gd.
3. Group discussion food rules

Ainykarim

Rahmat Ramadan

nindy

Andi Maryam Fa...

sila

Nurfadillah

