


**DEVELOPING LEARNING ELT MATERIALS OF “DEGREES OF  
COMPARISON” UNIT BASED ON INQUIRY LEARNING MODEL  
FOR THE EIGHTH GRADE STUDENTS OF ISLAMIC BOARDING  
SCHOOL ABNAUL AMIR GOWA**



**A THESIS**

**Submitted in Partial Fulfillment of the Requirements for the Degree of  
Sarjana Pendidikan (S.Pd) of English Education Department  
The Faculty of Tarbiyah and Teacher Training  
Universitas Islam Negeri Alauddin Makassar**

**By:**  
**Yulia Putri Utami**  
**Reg. Number: 20400119090**

**Consultant I: Prof. Dr. Muhammad Yaumi, M. Hum., M.A.  
Consultant II: Muthi'ah M.Pd.**

**ENGLISH EDUCATION DEPARTMENT  
THE FACULTY OF TARBIYAH AND TEACHER TRAINING  
UNIVERSITAS ISLAM NEGERI ALAUDDIN MAKASSAR  
2024**

## PERNYATAAN KEASLIAN SKRIPSI

Mahasiswa yang bertanda tangan dibawah ini:

Nama : Yulia Putri Utami

NIM : 20400119090

Tempat/Tgl Lahir : Takalar, 31 Juli 2002

Jur/Prodi/Konsentrasi : Pendidikan Bahasa Inggris

Fakultas/Program : Tarbiyah dan Keguruan

Alamat : Dusun Lassang, Desa Towata, Kec. Polut, Kab.  
Takalar

Judul Skripsi : *Developing Learning ELT Materials of "Degrees of Comparison" Unit Based on Inquiry Learning Model for The Eighth Grade Student of Islamic Boarding School Abnaul Amir Gowa.*

Menyatakan dengan sesungguhnya dan penuh kesadaran bahwa skripsi ini adalah hasil karya sendiri. Jika kemudian hari terbukti bahwa ini merupakan duplikat, tiruan, plagiat, atau dibuat oleh orang lain, sebagian atau seluruhnya, maka skripsi dan gelar yang diperoleh karenanya batal demi hukum.

Samata-Gowa, 17 Januari 2023

Penyusun



Yulia Putri Utami




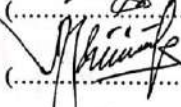
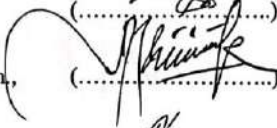

NIM: 20400119090

## PENGESAHAN SKRIPSI

Skripsi berjudul “Developing Learning ELT Materials of “Degrees of Comparison” Unit Based on Inquiry Learning Model for the Eighth Grade Students of MTs Islamic Boarding School Abnaul Amir Gowa”, yang disusun oleh Yulia Putri Utami, NIM 20400119090, mahasiswa Jurusan Pendidikan Bahasa Inggris Fakultas Tarbiyah dan Keguruan UIN Alauddin Makassar, telah diuji dan dipertahankan dalam sidang munaqasyah yang diselenggarakan pada hari Senin, tanggal 05 Februari 2024 M, bertepatan dengan tanggal 24 Rajab 1445 H, dinyatakan telah dapat diterima sebagai salah satu syarat untuk memperoleh gelar Sarjana dalam Ilmu Pendidikan, Jurusan Pendidikan Bahasa Inggris dengan beberapa perbaikan.

Gowa, 20 Februari 2024 M.  
10 Sha’ban 1445 H.

### DEWAN PENGUJI: Nomor SK Munaqasyah: 448 Tahun 2024

Ketua Sidang	: Dr. Sitti Nurpahmi, S.Pd., M.Pd.	
Sekretaris Sidang	: Nur Aliyah Nur, M.Pd.	
Penguji I	: Prof. Dra. Hj. St. Azisah, M.Ed.St., Ph.D.	
Penguji II	: Multazam Abubakar, S.S., M.Hum.	
Pembimbing I	: Prof. Dr. Muhammad Yaumi, M. Hum., M.A.	
Pembimbing II	: Muthi’ah, M.Pd.	

Diketahui oleh:  
Dekan Fakultas Tarbiyah dan Keguruan  
UIN Alauddin Makassar



Dr. H. Andi Achruh, M.Pd.I. d  
NIP. 19660908 199403 1 002

## ACKNOWLEDGEMENTS

بِسْمِ اللَّهِ الرَّحْمَنِ الرَّحِيمِ

*Alhamdulillah Rabbil Alamin*, the researcher, would like to convey her sincere appreciation to the almighty Allah *Subhanahu wa ta'ala.*, the one and only Provider, the most Merciful who gave His guidance, inspiration, and good healthy for all time to conduct the writing of this thesis. No God except Him. Also, *shalawat* and *salaam* are always delivered to our great Prophet Muhammad *Sallallahu alaihi wasallam.*, who has led us from the Jahiliyah era to the Islamiyah era, from darkness to the lightness, from lousy morals to good morals, and from

Several people provided the researcher with invaluable help, corrections, recommendations, advice, and golden support while she was completing her thesis. The researcher of this thesis might be finished with them. Thus, the researcher would like to extend the utmost gratitude and appreciation to those individuals, particularly to:

1. The researcher's parents Mas'ud and Muliaty for the unlimited support, love, and prayers for the researchers in achieving her dreams.
2. The Rector of UIN Alauddin Makassar, Prof. H. Hamdan Juhani, M.A., Ph.D., for providing an institutional home with all facilities during the study process of the researcher, and all the Vice Rectors.
3. The Dean of Tarbiyah and Teacher Training Faculty, Drs. H. Andi Achruh, M.Pd.I., for the generous support and assistance throughout the researcher study, and all the Vice Deans.
4. The Head of the English Education Department, Dr. St. Nurpahmi, S.Pd., M.Pd., with all lecturers and the administration staff, for their kindness,

guidance, and cooperation all these times.

5. The Secretary of the English Education Department, Nur Aliyah Nur, M.Pd., who has become an incredible and significant inspiration for the researcher.
6. The supervisors of the researcher, Prof. Dr. Muhammad Yaumi, M.Hum., M.A., and Muthi'ah, M.Pd. who gave the researcher unwavering support and gave the researcher patiently from the beginning to the end.
7. The examiners 1 Prof. Dra. Hj. St. Azisah, M.Ed.St., Ph.D., the former head of the English Education Department who is very caring and attentive to her students, and has brought the Curriculum and Instructional Material course, thank you for all the knowledge given, and as an examiner thank you for much thought in improving the final result of this thesis.
8. The examiners 2 Multazam Abubakar, M.Hum., who gave the researcher much thought in improving the final result of this thesis.
9. The headmaster, teachers, and students of Islamic Boarding School, Abnaul Amir-Gowa, who have allowed to conduct research.
10. The sibling of the researcher, Melisa Wulan Putri for all their support in every way.
11. The researcher's best friends, Tulolonna Sulawesi Ariyanti Widyastuti, Nur Asiah, Aulia Agusfina, Yuliarti Asma, Aina Nasira thank you for all your sincere love, loyalty, care, and always accompanying researchers in happy and difficult circumstances.
12. The researcher's favorite person Iqbaal Dhiyafakhri Ramadhan, Yook Sungjae, Sutan Diego Zico, Wang Zihao, Jeon Jungkook, Kim Jennie, Kim

Jiwoong, Ariana Grande, and Taylor Swift.

13. The researcher's lovely idol group Wanna one, Twice, Itzy, Nmixx, Stray Kids, and Exo thank you so much for your energy.
14. The researcher classmates in the English Education Department, PBI 3 and 4 in the Academic Year 2019 have inspired and encouraged her to keep learning and growing while developing this module. The researcher also learned about togetherness and solidarity from her classmates.

Samata-Gowa, 17 January 2023

The Researcher,



Yulfa Putri Utami


NIM: 20400119090



## TABLE OF CONTENTS

ACKNOWLEDGEMENTS.....	iii
TABLE OF CONTENTS.....	vii
LIST OF TABLES.....	ix
LIST OF FIGURES.....	x
LIST OF APPENDICES.....	xi
ABSTRACT.....	xii
CHAPTER I.....	1
INTRODUCTION.....	1
A. Background.....	1
B. Research Focus and Focus Description.....	6
C. Research Questions.....	8
D. Research Objectives and research significances.....	9
E. Previous Research.....	11
F. Product Specifications.....	13
CHAPTER II.....	14
REVIEW OF RELATED LITERATURE.....	14
A. The theory of Learning and Instruction.....	14
B. Inquiry Learning Model.....	20
C. ELT Material.....	24
D. Development Model.....	26
E. Bigger is not always Better.....	34
F. Developmental Framework.....	35
CHAPTER III.....	37
RESEARCH METHOD.....	37
A. Research Type and Locations.....	37
B. Research Approach.....	38
C. Research and Development Design.....	39
D. Research Subject.....	40

E. Research Instruments .....	40
F. Data processing analysis technique .....	42
CHAPTER IV .....	46
FINDING AND DISCUSSION .....	46
A. Research Findings .....	46
B. Research Discussion .....	92
CHAPTER V .....	97
CONCLUSION AND RECOMMENDATION .....	97
A. Conclusion.....	97
B. Recommendations .....	98
BIBLIOGRAPHIES .....	99
APPENDICES.....	103



UNIVERSITAS ISLAM NEGERI  
**ALAUDDIN**  
 M A K A S S A R



## LIST OF TABLES

Tabel 1. 1 Research Focus and Focus Description .....	8
Tabel 3. 1 Level of validity .....	45
Table 4. 1 The Result of the 1st Question .....	48
Table 4. 2 The Result of the 2nd Question .....	48
Table 4. 3 The Result of the 3rd Question .....	49
Table 4. 4 The Result of the 4th Question .....	49
Table 4. 5 The Result of the 5th Question .....	50
Table 4. 6 The Result of the 6th Question .....	50
Table 4. 7 The Result of the 7th Question .....	51
Table 4. 8 The Result of the 8th Question .....	51
Table 4. 9 The Result of the 9th Question .....	52
Table 4. 10 The Result of the 10th Question .....	52
Table 4. 11 The Result of the 11th Question .....	53
Table 4. 12 The Result of the 12th Question .....	53
Table 4. 13 The Result of the 13th Question .....	54
Table 4. 14 The Result of the 14th Question .....	54
Table 4. 15 The Result of the 15th Question .....	55
Table 4. 16 The Result of the 16th Question .....	56
Table 4. 17 The Result of the 17th Question .....	56
Table 4. 18 The Result of the 18th Question .....	57
Table 4. 19 The Result of the 19th Question .....	57
Table 4. 20 The Result of the 20th Question .....	58
Table 4. 21 The Result of the 21st Question .....	58
Table 4. 22 The Result of the 22nd Question .....	59
Table 4. 23 The Result of the 23rd Question .....	59
Table 4. 24 The Result of the 24th Question .....	59
Table 4. 25 The overall needs inventory from linguistic needs .....	60
Table 4. 26 The overall needs inventory from learning needs .....	61
Table 4. 27 . Operational verb of cognitive domain .....	63
Table 4. 28 Operational verb of psychomotor domain (Buku Pegangan Pembelajaran Berorientasi pada Keterampilan Tingkat Tinggi). 2018 .....	64
Tabel 4. 29 The explanation of the blueprint .....	69
Tabel 4. 30 Experts' advise on the developed textbook .....	86
Tabel 4. 31 Syllabus Design Result .....	88

## LIST OF FIGURES

Figure 2. 1 The Developmental Framework of 4D Model.....	36
Figure 4. 1 The Blueprint .....	69
Figure 4. 2 A framework for English Material in chapter IX based on syllabus ...	78
Figure 4. 3 After Development .....	82
Figure 4. 4 Before Development.....	82
Figure 4. 5 After Development .....	83
Figure 4. 6 After Development .....	83
Figure 4. 7 Before Development.....	83
Figure 4. 8 After Development .....	84
Figure 4. 9 Before development.....	84
Figure 4. 10 After Development.....	84
Figure 4. 11 After development.....	85



**LIST OF APPENDICES**

<b>APPENDIX I</b> .....	103
<b>APPENDIX II</b> .....	107
<b>APPENDIX III</b> .....	109
<b>APPENDIX IV</b> .....	111
<b>APPENDIX V</b> .....	114
<b>APPENDIX VI</b> .....	125
<b>APPENDIX VII</b> .....	130
<b>APPENDIX VIII</b> .....	161
<b>APPENDIX IX</b> .....	167
<b>APPENDIX X</b> .....	173
<b>APPENDIX XI</b> .....	195



UNIVERSITAS ISLAM NEGERI  
**ALAUDDIN**  
M A K A S S A R

**ABSTRACT**

**Title** : *Developing Learning ELT Materials of “Degrees of Comparison” Unit Based on Inquiry Learning Model for The Eighth Grade Student of Islamic Boarding School Abnaul Amir Gowa.*

**Year** : 2024

**Researcher** : Yulia Putri Utami

**Consultant I** : Prof. Dr. Muhammad Yaumi, M.Hum., M.A.

**Consultant II** : Muthi’ah M.Pd.

---

The study aims to develop English teaching materials for grade VIII students, especially in Chapter XI “Bigger is not always Better” with material degrees of comparison at MTs Islamic Boarding School Abnaul Amir Gowa based on the 2013 curriculum which is supported by using an inquiry learning model.

Utilizing the R&D approach, the researcher with the 4D model for the instructional design framework. In the define stage, the researcher determined students’ target and learning needs by spreading a questionnaire to the students to analyze the needs of students in class VIII at MTs Islamic Boarding School Abnaul Amir Gowa. The syllabus created in the design stage included learning indicators and an inquiry-based learning model. English material development followed the inquiry learning stages: orientation, formulating a problem, formulating a hypothesis, collecting information, testing the hypothesis, and formulating a conclusion.

The experts participated in this study to help validate the product. The experts affirmed that the product's three systematic features were appropriate for Materials Systematic Organization. (3.5), valid for Systematic English Teaching (3.5) and valid for Systematic Content of English (3.5). After several discussions and improvements, the results show that the English material is valid.

This research could be a valuable reference for other researchers in the literature. The English language development materials in this study can increase students’ motivation for learning, designed according to their needs. These materials have gone through a careful validation process so the learning tool can be implemented as a viable alternative learning resource by students.

## CHAPTER I

### INTRODUCTION

#### ***A. Background***

Teachers must know the factors that influence and support learning for maximum results, one of which is the teaching materials used in learning. The availability of teaching materials will affect the quality of learning, teachers will experience difficulties if teaching materials are inadequate or incomplete, and likewise, students will have difficulty learning if there are no teaching materials. This is also exacerbated if the teacher explains the learning material quickly and less clearly<sup>1</sup>.

Such deeds will affect both their and our futures, as Allah SWT states in verse 66 of QS. Al-Kafh:

مُوسَىٰ هَلْ أَتَّبِعُكَ عَلَىٰ أَنْ تُعَلِّمَنِي مِمَّا عَلَّمْتَ رُشْدًا قَالَ لَهُ

"Moses said to him, "May I follow you that you may teach me (the true knowledge) which you have been taught (for guidance)?"

The verse above explains the attitude that every student must have in asking questions to his teacher. Allah SWT clearly describes the attitude of Prophet Moses as a prospective student to his prospective teacher by asking a request in the form of a question, it means that Prophet Moses is very polite and humble. The Prophet Moses placed himself as someone who was stupid and

---

<sup>1</sup> Dwi Maryani Rispatiningsih and Ayu Lestari, "Analisis Bahan Ajar Bahasa Inggris," Jurnal Agama Dan Ilmu Pengetahuan 6 (2020): 35-46.

asked to be allowed to follow him, so that Khidir wanted to teach some of the knowledge that had been given to him.

Teaching materials are learning materials that are systematically arranged<sup>2</sup>. The book covers a range of materials that can help students achieve learning objectives through individual and group activities. At secondary-level schools, learning books, both teacher books and student books, especially English language learning have been available since the implementation of K-13 since July 2013. English teaching materials packaged in textbooks should have clear instructional procedures and methods where teachers and students can understand what each lesson expects for each learning activity. Vocabulary lists, exercises, visual aids, and so on in a textbook are supporting tools for learning<sup>3</sup>

English learning will take place well if students and teachers communicate well. The ability of each student is different in capturing the material delivered by the teacher. Both internal and external factors can have an impact on students' abilities. External factors are related to the teaching materials used or the way the teacher delivers the material. Internal factors are related to student motivation<sup>4</sup>.

Textbooks become teaching materials used by English teachers as a device to support the learning process. The selection of teaching materials as a support for

---

<sup>2</sup> Walter Dick, Lou Carey, and J Carey, *"The Systematic Design of Instruction. Fourth Edition"* (New York: Harper Collin College Publisher, 1996).

<sup>3</sup> Kenji Kitao, *"Selecting and Developing Teaching / Learning Materials,"* The Internet TESL Journal 4, no. 4 (1997): 3–7.

<sup>4</sup> Saprin Efendi, Saiful Akhyar Lubis, and Wahyudin Nur Nasution, *"Problematika Pembelajaran Pendidikan Agama Islam Di Sd Negeri 064025 Kecamatan Medan Tuntungan,"* EDU-RILIGIA: Jurnal Ilmu Pendidikan Islam dan Keagamaan 2, no. 2 (2018).

proper learning can facilitate the learning process<sup>5</sup>. However, sometimes the teaching materials used cannot be chosen by the teacher because the book has been facilitated by the government, so teachers have no role in choosing books. They only get it and use it in the learning and teaching process without having the possibility to choose textbooks that are according to students' needs<sup>6</sup>.

Students who do not have a sufficient understanding of English have a significant impact on their interest in learning. As the researcher has previously explained The learning materials are one element that influences students' motivation to learn English. The English textbook used in the 2013 curriculum is "When English Rings a Bell". Contents of the textbook that are pertinent to students' needs, but not for the benefit of students. Students must be motivated to understand the materials in the textbook. In addition, the material presented in the book is almost entirely in English. It could be challenging for students to comprehend the book's content<sup>7</sup>.

The use of dictionaries is one of the alternatives that students use when learning English to understand the content of the material. Especially with the advancement of technology now, digital dictionaries are starting to be in great

---

<sup>5</sup> Maila Sari et al., "Pengembangan Bahan Ajar E-Book Interaktif Berbantuan 3D Pageflip Profesional Pada Materi Aritmetika Sosial," *Jurnal Cendekia : Jurnal Pendidikan Matematika* 5, no. 1 (2021): 789–802.

<sup>6</sup> Husnul Khotimah, Asep Supena, and Nandang Hidayat, "Indonesia 2 Universitas Negeri Jakarta. Jalan Rawamangun Muka, RT.11/RW.14, Jakarta Timur," *Islam Jakarta. Jalan Raya Klp. Dua Wetan No.1C 8*, no. 1 (2019): 17–28.

<sup>7</sup> Elok Mufidati, English Language, and Study Program, "An Evaluation of the Textbook When English Rings a Bell Used By Eighth Grade Students At Smp Muhammadiyah 10 Surakarta" (2019).

demand by students<sup>8</sup>. Therefore, the use of manual dictionaries is no longer very attractive to students and when searching for words that take a little time makes students less interested in it. This is also one of the reasons why students are not motivated when learning English.

In accordance with the characteristics of K-13, which encourages the development of social and spiritual attitudes in harmony with cooperation, creativity, curiosity, and intellectual and psychomotor skills. The conclusion is that in the learning process, students participate more and actively than teachers<sup>9</sup>. Active here means that the teacher can create a more lively and fun atmosphere so that students become provoked to express opinions and actively ask questions during the learning process. To make students active, an appropriate learning model is needed.

Students can be more enthusiastic and learning activities will also be effective, creative, and fun by using the right learning model. Among the learning models that can be used to encourage student activeness is the Inquiry Learning Model. Inquiry-based learning sees students as active learners who enhance their understanding of how they interact with others, the environment and phenomena<sup>10</sup>. The concept of Inquiry-based learning is learning activities that emphasize the curiosity of students and can develop optimal thinking skills. Each

---

<sup>8</sup> Ika Sari, "Aplikasi Kamus Bahasa Inggris Dilengkapi Dengan Fasilitas Teknologi Text To Speech Berbasis Android," *Jurnal Teknologi dan Ilmu Komputer Prima (JUTIKOMP)* 1, no. 1 (2018): 28–30.

<sup>9</sup> Menteri Pendidikan, D A N Kebudayaan, and Republik Indonesia, "Jdih.Kemdikbud.Go.Id" (2018).

<sup>10</sup> Jo Towers and E. Lisa Panayotidis, "Leading Inquiry-Based Learning," *Journal of Teaching and Learning* 8, no. 2 (2012).



activity aims to increase students' confidence by encouraging them to seek and find answers to problems themselves.

The objective of this research is to modify and develop the previous book namely "When English Rings a Bell" by developing material. The development of this material is carried out using the inquiry Based-Learning model, in order to encourage students to be more active and create effective, creative and fun learning activities.

This research is based on an initial survey that the researcher conducted on June 16<sup>th</sup> 2022 at the Islamic boarding school Abnaul amir gowa. The researcher found several facts, the first was that textbook were the teaching material that was most dominantly used and served as a support for the learning process. The second fact that the book "When English Rings a Bell" is suitable for use as a medium for learning English in 8<sup>th</sup> grade, but students get some difficulties during the learning process due to lack the explanation in the book and the lack of English dictionary facilities and the lack of learning motivation of students.

Therefore, it is important to provide teaching materials that support the learning process and increase students' engagement and critical thinking.

Sourced from the above description, the researcher have wanted and been encouraged to developing inquiry-based teaching materials. In the process of learning is expected to provide positive and beneficial value for teachers and students in the classroom at MTs Islamic Boarding School Abnaul Amir Gowa.

## ***B. Research Focus and Focus Description***

### **1. Research Focus**

Learning motivation is strongly influenced by the methods and teaching materials used by the teacher the learning process. Due to the low motivation of students in the classroom, it is necessary to know what can make students more enthusiastic in the process of learning. Therefore, in this study, the research focus is to develop an Inquiry learning model based on English learning materials. The researcher limits the research focus to the development of inquiry models and English teaching materials.

#### **a) Developing Inquiry Learning Model**

The inquiry learning model is intended to teach the students how to do critical thinking about a problem and ask questions based on facts. The inquiry model emphasizes the search and discovery process. In this model, students seek and find their own solution to a learning problem, while the teacher acts as a provider and encourages students to learn. multifaceted process that includes activities such as data collection, asking relevant questions, critical evaluation of books and other sources of information, conducting research or studies, evaluating what has been learned, field work experiments using tools to analyze, interpret, and make predictions and communicate based on the data.

This model provides opportunities for students to construct their own understanding of the subject by using pre-established concepts to analyze problems that arise from other texts. Students also have the chance to connect newly acquired data with previously established cognitive structures,

resulting in successful learning outcomes. In addition to cognitive abilities, motor and self-affective skills can also be developed. Learning is based on the assumption that humans have the capacity to learn for themselves. The primary objective of inquiry-based learning is to assist students in developing intellectual and critical thinking skills by asking questions and gaining insight into the foundations of their own understanding.

#### b) ELT Material

ELT materials are media that include the learning ideas that will be taught to language learners with English materials. In the learning process, ELT materials play a very important role and teachers must be careful in choosing English materials to teach. In addition to helping students master the language, teachers must also ensure that the material is interesting for students.

#### 2. Focus Description

The role of teachers and students in learning activities is very important for the success of learning in the classroom. Teachers must pay attention to the use of teaching methods and materials because the teaching designs and procedures they use can increase student activeness in the classroom, which can be seen from how students are active and understand the subject matter. The focus of this research is the developing teaching materials for the unit "Bigger is not always Better" in English, especially on basic competencies 3.9 and 4.9. The main material of this research is degrees of comparison which is based on the inquiry learning model. The researcher provides an explanation of the topics to be covered to limit this research. Although this description of focus may change according to the ongoing research.

The following table shows the description of the research focus:

Tabel 1. 1 Research Focus and Focus Description

No.	Research Focus	Focus Description
1.	Developing Inquiry Learning Model-Based ELT Material	1. Needs Analysis: <ul style="list-style-type: none"> <li>- Linguistic Needs</li> <li>- Learning Needs</li> </ul> 2. Prototype: <ul style="list-style-type: none"> <li>- Make a positive Degree sentences, Comparative Degree sentences, Superlative Degree sentences.</li> <li>- Validation</li> </ul>

### ***C. Research Questions***

Based on the background, The main problem raised was the creation of English language education materials based on learning questions. The three research questions that must be formulated are as follows:

1. What are the needs of the eighth grade students in Islamic boarding school Abnaul Amir Gowa of learning ELT material of "Bigger is not always Better" unit based on inquiry learning model?
2. How is the designed prototype of learning ELT materials of "Bigger is not always Better" unit based on inquiry learning model for the eighth grade students of Islamic boarding school Abnaul Amir Gowa?

3. How is the validity rate of learning ELT materials of "Bigger is not always Better" unit based on inquiry learning model for the eighth grade students of Islamic boarding school Abnaul Amir Gowa?

#### ***D. Research Objectives and research significances***

##### **1. Research Objectives**

The purpose of this study, as mentioned earlier in the research problem is to develop English language materials for eighth grade students at Islamic Boarding School Abnaul Amir Gowa with inquiry learning methods. The objectives of this research are

- a. To analyze the needs of the eighth grade students in Islamic boarding school Abnaul Amir Gowa of learning ELT material of "Bigger is not always Better" unit based on inquiry learning model.
- b. To design the prototype of learning ELT materials of "Bigger is not always Bette" unit based on inquiry learning model for the eighth grade students of Islamic boarding school Abnaul Amir Gowa.
- c. To describe the validity rate of learning ELT materials of "Bigger is not always Better" unit based on inquiry learning model for the eighth grade students of Islamic boarding school Abnaul Amir Gowa.

##### **2. Research Significances**

The following are the benefits that are expected to be obtained from this development based on the objectives to be achieved:

- a. Theoretical Significance
  - 1) R&D research on the development of ELT materials based on the Inquiry Learning Model is able to play a role in theoretical

discussions about instructional design, such as how to develop materials that are able to provide learning and student activeness.

- 2) To development of teaching materials often involves the adaptation of curriculum materials. Therefore, this research can contribute to the theoretical understanding of how to design materials with Learning goals and standards.

b. Practical Significance

1) For Teacher

The development of ELT materials from this research is designed based on students' needs, therefore it can be used as remodeled learning.

2) For Students

The development of ELT materials is expected to be able to increase student activeness and student motivation so that classroom learning can be better.

3) For Researchers

With the help of this study, researchers can expand their understanding of students' needs and create ELT materials that are more relevant and applicable in the real world, especially in junior high school education.

### ***E. Previous Research***

The first research is conducted by Ifani, entitled “Developing inquiry learning model-based ELT materials for the seventh-grade students of junior high school. For researchers, the inquiry-based learning model that needs to be applied in the HOTS curriculum is the inquiry learning model. Therefore, the inquiry learning model is applied in the development of further textbooks, given the importance of using learning models in learning materials.<sup>11</sup>

The second is research by Ananingsih. In her research, she tested the effectiveness of inquisitive learning in improving student motivation and performance during the process of oxidized teaching materials. Based on the results of research on these issues, it can be concluded that the use of inquiry-based learning models in the classroom results in less effective learning in increasing student motivation. In addition, student learning outcomes are determined by the interaction process that occurs during learning, both between students and between students and teachers. As a result of these interactions, students are given various learning opportunities and challenges, which can hinder the progress of their understanding<sup>12</sup>.

The third research is conducted by Ahmad. In her research, she shows that there are several barriers that occur in the implementation of K-13 in ELT. The

---

<sup>11</sup> Putri Nurul Ifani, Sitti Nurpahmi, and Djuwairiah Ahmad, “*Developing Inquiry Learning Model-Based English Instructional Materials for the Seventh Grade of Junior High School*,” *English Language Teaching for EFL Learners* 2, no. 2 (2020): 13.

<sup>12</sup> Yuni Ananingsih, “*Efektivitas Inquiry Based Learning (Ibl) Padapembelajaran Reaksi Oksidasi-Reduksi untuk Peserta Didik Kelas Xsma Kolombo Yogyakarta*,” 2012.

implementation of K-13 in ELT is often traditional, partial, and biased. The barriers are rooted in the way teachers think and implement it<sup>13</sup>.

The fourth research conducted by Mubar, creating English learning materials that are easily understood by students. The main outcome of this research is English learning materials designed helping students' needs in cooperative learning. The materials are linked to daily activities that can improve students' cooperation skills. In addition, in accordance with government policy<sup>14</sup>.

The fifth is from Nottis at. al. the impact of experiential learning activities on students' conceptual understanding of the most important heat pins. The results showed that students' conceptual understanding generally increased. Understanding, students can then connect a topic with the same concept. decreased after a few weeks due to several factors, including the level of conceptual uncertainty<sup>15</sup>.

The similarities of the five previous research with the current research are both focus on two variables they are ELT materials and the inquiry learning model. The difference is that the previous research mainly focused on the seven-grade ELT materials, junior high school, and used ADDIE model. In contrast, the current research focused on ELT material using the 4D learning model for the eight-grade student.

---

<sup>13</sup> Djuwairiah Ahmad, "Understanding the 2013 Curriculum of English Teaching through the Teachers" and Policymakers" Perspectives," *International Journal of Enhanced Research in Educational Development (IJERED)* ISSN (2014): 6–15, [www.erpublications.com](http://www.erpublications.com).

<sup>14</sup> Miftahul Khair Nur Ali. Mubar, "Volume I, Number 02, December 2015," *ETERNAL (English, Teaching, Learning, and Research Journal)* I, no. 02 (2015): 257–269.

<sup>15</sup> "Gary Nottis at (1)," n.d.



## ***F. Product Specifications***

The product specifications expected in this study are:

1. The learning module based on English subject matter at MTs Boarding School Islamic Abnaul Amir Gowa Class VIII.
2. To encourage students to learn independently, the learning display is made more interesting and the material is easy to understand.
3. The learning module developed contains all learning materials from one unit of competency or sub-competency studied.
4. The learning module developed does not depend on other media or does not have to be used together with other learning media.
5. The learning module must have a high adaptive capacity to the development of science and technology.
6. The learning module must be user-friendly. Every instruction and presentation of information that appears is very helpful and friendly to users, including the ease with which users can respond and access as desired.
7. The module is equipped with pictures that are in accordance with the material developed.
8. The target product is eighth grade students of Islamic boarding school.

## CHAPTER II

### REVIEW OF RELATED LITERATURE

#### *A. The theory of Learning and Instruction*

##### **1. Learning Theories**

Theories of learning serve as the basis for instructional design that serves to achieve desired learning objectives. The three main theories of learning and three emerging ones are connectivism, constructivism, cognitivism, and behaviorism.

##### **a. Behaviorism Theory**

Many early 20th century psychologists, such as Watson, Thorndike, and Skinner, developed behaviorism, which holds that interaction with the environment causes learning. Therefore, a behaviorist would condition students to achieve a desired outcome through observable behavior resulting from a response to a stimulus followed by a reward or punishment tailored to the behavior. Conversely, the behavior will cease over time if the stimulus is removed. This phenomenon is known as extinction.

According to behaviorism theory, the purpose of learning emphasizes the acquisition of knowledge. In contrast, learning as an activity requires students to express their knowledge through reports, quizzes or tests<sup>16</sup>. The presentation of content or subject matter emphasizes the ability to collect facts separately or sequentially from part to whole. Learning is based on textbooks or compulsory books, so learning activities are mostly centered on compulsory books and textbooks. Learning and evaluation emphasize learning outcomes.

---

<sup>16</sup> I Nyoman Sudana Degeng and Nyoman Sudana, *“Teori Pembelajaran 2: Terapan,”* Malang: Program Magister Manajemen Pendidikan Universitas Terbuka (2006).

Tests usually use paper and pencil, and emphasize passive responses and discrete skills. To assess learning outcomes, correct answers are required. If students give the "correct" answer in accordance with the teacher's wishes, this indicates that they have completed the learning task. Learning evaluation is usually conducted after learning activities are completed and is considered an independent component of learning activities. This theory emphasizes the evaluation of students' individual abilities.<sup>17</sup>

1) Principles of Behaviorism Theory

- a) The object of psychology is behavior.
- b) All forms of behavior are returned to reflexes
- c) Emphasizes habit formation
- d) Real and measurable behavior has its own meaning
- e) The mental aspect of consciousness which has no physical form is to be avoided.

**b. Cognitivism Theory**

Cognitive learning theory emerged in the last century as a protest against previously developed behavioral theories. According to this cognitive model, students organize, store and find connections between new and old knowledge as they process information and lessons<sup>18</sup>. This model describes how data is processed. Ausubel, Bruner, and Gagne are three researchers who developed this cognitive theory. They each concentrated on a particular aspect. The

---

<sup>18</sup> David Paul Ausubel, *The Acquisition and Retention of Knowledge: A Cognitive View* (Springer Science & Business Media, 2012).

management aspect (organizer) which has the main influence on learning. Bruner works on grouping or providing conceptual forms in response to the way students get information from their environment.

#### 1) Characteristics of Cognitive Learning Theory

- a) Learning is not a behavior, but learning is a mental process.
- b) Active student as distributor.
- c) Deductive and inductive patterns allow students to learn independently.
- d) No need for stimulus because of intrinsic motivation
- e) Students play the role of director or actor during discovery.
- f) The teacher assists the comprehension process.

#### c. **Constructivism Theory**

In educational philosophy, Constructivism can be defined as an attempt to build a cultural order of life that is appropriate to the contemporary era. Constructivism is a philosophical doctrine that supports contextual learning, which argues that humans acquire knowledge gradually and not suddenly, but gradually. Knowledge does not consist of a collection of ideas, data or principles that can be remembered. People must create knowledge and give it meaning through their own experiences.

Students can find solutions to problems, discover new ideas, and make decisions by learning constructivism theory. Because they are directly involved in constructing new knowledge, students will better understand and be able to apply this knowledge in various situations. They will also be more actively engaged and remember ideas longer. According to constructivists, learning is not

a mechanical process of gathering information, but an organic process of discovery. In such a situation, significant learning occurs through reflection, resolving understanding disputes, and continually updating incomplete understanding.

This theory states that knowledge formation occurs when humans construct reality. This theory has been influenced by the field of psychology, especially Piaget's cognitive psychology, which focuses on the psychological mechanisms that shape knowledge. According to constructivists, learning is an active process in which students accumulate new information. This process is characterized by the following:

- 1) Learning means forming meaning. Everything the student sees, hears, feels and experiences has meaning. The understanding of the students has influences this meaning structure.
- 2) The construction of meaning is an ongoing process.
- 3) Learning is not a process of collecting information or facts; instead, it focuses more on towards developing thinking and thinking by forming new understandings. Development does not result in learning, but development itself. A development that leads to the discovery and rearrangement of one's thinking.
- 4) Learning actually occurs when one's schemata are in a situation of doubt that prompts further thought. Imbalance is the ideal environment for learning.
- 5) Learning outcomes are influenced by learning experiences with the physical world and student environment.

6) What the students already know affects their learning outcomes.

The principles of constructivist learning theory are as follows:

- 1) Students construct their own knowledge.
- 2) Only through students' own activities can knowledge be transferred from teacher to student.
- 3) Students build actively on a continuous basis, so that there are always changes in scientific concepts.
- 4) The teacher is simply helping to provide suggestions and situations so that the construction process runs well.
- 5) Dealing with problems relevant to students.
- 6) The learning structure focuses on the main idea of the essential question.
- 7) Seek and assess students' opinions.
- 8) Customizing the curriculum to meet student needs.

#### **d. Connectivism Theory**

Connectivism theory argues that decision-making relies on rapid changes in the ability to identify changes in information and distinguish between important and unimportant information, is important.<sup>19</sup>

The principles of connectivism are:

- 1) Diversity is the basis of learning and knowledge.
- 2) Learning is the process of connecting different information.
- 3) Human tools cannot assist learning.
- 4) The ability to gain more knowledge than what we currently know is more

---

<sup>19</sup> George Siemens, "Connectivism: Learning as Network-Creation," ASTD Learning News 10, no. 1 (2005): 1-28.

important.

- 5) To enable continuous learning, it is important to maintain and sustain relationships.
- 6) Core skills are the ability to understand how fields, ideas and concepts relate to each other.
- 7) All connectivistic learning activities aim to acquire current knowledge, i.e. accurate and up-to-date knowledge.
- 8) The selection of what to learn and the meaning of incoming information arises from the current situation, so it is certainly a learning process in itself.

## **2. Instructional Theories**

Instructional theory is a theory that provides very clear guidelines to help people learn and develop in better ways. It also identifies the best methods of teaching and instruction. Instructional theory helps in showing teachers approaches for evaluation. Teaching strategies are created in such a way that teachers can adopt learning objectives quickly. It provides important insights into why learning teaches and what is likely to happen.

To maximize student learning, teachers concentrate on creating optimal materials and behaviors. Instructional theory first emerged in the United States in the late 1970s. Three main theories, cognitivism, and constructivism, behaviorism influenced this theory. *Conditions of Learning* was written by one of the first instructional theorists, for Florida State University's Department of Educational Research, namely Robert Gagne.

Instructional theory consists of various methods, models, and strategies, and has been adapted to students' learning styles and educational content. Instructional theory is divided into four parts.:

- 1) Design Oriented: It provides direct guidance to the practitioner. Learning becomes purposeful and it is prescriptive.
- 2) Methods of Instruction: These are known as the methods of learning facilitation. These methods rely on situations like
  - a) What is to be learned?
  - b) Learner
  - c) Learning environment, and
  - d) Instructional Development Constraints
- 3) Component Methods: The component method focuses on common process elements, common types of practices, and standards that common approaches must meet.
- 4) Probabilistic: The ultimate purpose is to increase the chances of achieving the expected learning outcomes. Learning methods are not deterministic.

### ***B. Inquiry Learning Model***

Inquiry is a learning process based on search and discovery using a logical and systematic thinking process. Knowledge comes from the process of self-discovery, not from remembering. Learning is essentially a mental process that does not occur mechanically. It is expected that this process allows students to develop as a whole in terms of cognitive, emotion, personal, and mental. Therefore, during the lesson planning process, teachers do not plan the material that students



should learn, but allow students to discover for themselves the material they want to learn.

The inquiry method is defined as a sequence of learning process activities that include in a top of the student's entire competence to search for and explore problems analytically, critically, systematically, and logically so that they can formulate themselves their inventions with self-confidence<sup>20</sup>. The process of defining and investigating a problem, making hypotheses, designing experiments, collecting data, and drawing conclusions is the process of inquiry<sup>21</sup>. They argue that inquiry is the process of defining and investigating a problem, making hypotheses, designing experiments, finding data, and describing the results. Further, it is argued that the essence of inquiry teaching is to organize the environment or student-focused learning atmosphere by providing guidance sufficient to discover scientific concepts and principles<sup>22</sup>.

According to several of these definitions, it can be concluded that inquiry is a process in which students are physically and mentally concerned in problem solving given by the teacher, planning experiments, conducting experiments, collecting and analyzing data, and drawing conclusions.

There are several key features or characteristics of the inquiry learning model, such as:

---

<sup>20</sup> *Alternatif Desain Pembelajaran yang Menyenangkan*, "Ahmadi, Abu. 2005. Strategi Belajar Mengajar. Bandung: CV Pustaka Setia. Arifin, Zainal. 2011. Penelitian Pendidikan Metode Dan Paradigma Baru. Bandung: Remaja Rosdakarya. Basri, Hasan. 2015. Paradigma Baru Sistem Pembelajaran. Bandung" (n.d.).

<sup>21</sup> L Trowbridge, "Bybee," *R. W* (1986).

<sup>22</sup> L Trowbridge, "Bybee," *R. W* (1986).

- 1) The strategy of inquiry stressed on the student's activity maximally to the maximum for dancing and discovering, which implies that the inquiry strategy puts the student as subject of study.
- 2) All the students' activities are directed to search and find their own answers to something in question. With thus inquiry learning
- 3) Strategies put the teacher not as a learning resources, but as facilitators and motivators for student learning.
- 4) The inquiry learning strategy objectives is to improve the skill to think critically, logically, and systematically.

There are six steps of Inquiry Learning Model, those are:

#### 1. Orientation

The teacher takes action to create a conducive learning environment. This orientation stage includes: 1) The teacher explains the subject, objectives and expected learning outcomes. 2) The teacher conveys an overview of the activity learning using learning strategies inquiry. 3) the teacher does that motivation /perception namely associate the material to be learned with example in everyday life<sup>23</sup>.

#### 2. Formulating Problem

According to Educational development Center, Formulating a problem engages students on problems that present riddles. Students face challenges in solving puzzles and encourages them to find the most accurate answer. The process of searching for answers in inquiry learning

---

<sup>23</sup> Wina Sanjaya, "Strategi Pembelajaran Berbasis Standar Proses Pendidikan," Jakarta: Kencana Prenada Media (2006).

is very important because it gives students a very experience as an attempt to develop mentally through the thinking process.

### 3. Formulating hypothesis

Testing hypothesis is a provisional answer to a problem researched. As the provisional answer, the hypothesis needs to be tested. The teacher asks various questions and encourages students to be able to compose answers temporarily or formulated a variety of estimated possible answers to a problem under study<sup>24</sup>.

### 4. Collecting Data

Collecting data is the process of gathering the necessary data to test the proposed hypothesis.<sup>25</sup> Data collection is a very important mental process in inquiry learning and is essential for intellectual development. This process perseverance required and the skills to use thinking potential. There are two methods to collect data: 1. The teacher asks questions that encourage students to consider obtaining the information they need; and 2. students are given the opportunity to exchange opinions by the teacher. Students are given the chance to exchange opinions with others by the teacher.

---

<sup>24</sup> Wina Sanjaya, *“Strategi Pembelajaran Berbasis Standar Proses Pendidikan,”* Jakarta: Kencana Prenada Media (2006).

<sup>25</sup> Rendy Triandy, *“Pembelajaran Mengidentifikasi Ide Pokok Dalam Artikel Dengan Metode Inquiry Pada Siswa Kelas X Sma Pasundan 2 Bandung: Metode Inquiry: Ide Pokok: Teks Artikel,”* Literasi: Jurnal Ilmiah Pendidikan Bahasa, Sastra Indonesia dan Daerah 7, no. 2 (2017): 143–152.

## 5. Testing Hypothesis

Testing hypotheses also means improving a skill of rational thinking. It also means determining an answer that is considered acceptable based on the information retrieved from data collection.<sup>26</sup> To implement it, students are given the chance to think rationally by the teacher. This means that they must be able to prove that the answers they give are correct, not only based on arguments but also powered by reliable data.

## 6. Formulating Conclusion

Formulating conclusion is the process of explaining the results of hypothesis testing<sup>27</sup>. The teacher should show the students which data is relevant to come up with an accurate conclusion. After the lesson is over, the teacher should talk to the students about the results of hypothesis testing and summarize their conclusions.

### **C. ELT Material**

Teaching materials are all materials (either text, information, or tools) that are arranged systematically that show the competencies that students will learn and are used in the process of learning for planning and evaluating the learning implementation<sup>28</sup>. According to Kemendiknas explains that teaching materials are

---

<sup>26</sup> Sanjaya, "Strategi Pembelajaran Berbasis Standar Proses Pendidikan."

<sup>27</sup> Wina Sanjaya, "Strategi Pembelajaran Berbasis Standar Proses Pendidikan," Jakarta: Kencana Prenada Media (2006).

<sup>28</sup> Andi Prastowo, "Pengembangan Bahan Ajar Tematik" (Yogyakarta: Diva Press, 2013).

information, tools and texts used by teachers to plan and implement them in teaching and learning activities<sup>29</sup>.

Teaching materials have characteristics, including: providing direction or clear learning instructions for teachers and students, clearly outlined competencies, supporting information, exercises, student worksheets (LKS) available, and clear means of evaluation<sup>30</sup>.

Learning materials come in many different types, including printed and non-printed. Printed materials include:

a. Handout

Handouts contain important points of the subject matter and are made to assist students' level of understanding of the learning material in a concise and targeted manner.

b. Module

Module is teaching materials prepared by teachers in a certain form, made to be read or studied by students independently. Modules usually contain learning instructions, competencies, material, supporting information for exercise questions, work instructions, evaluation, and feedback on evaluation.

c. Book

A book is a collection of papers that contains knowledge from a person's analysis in written form. The book is organized as interestingly as possible

---

<sup>29</sup> Pemerintah Indonesia, "Peraturan Menteri Pendidikan Nasional Nomor 2 Tahun 2008 Tentang Buku" (2008): 1-9, [https://jdih.kemdikbud.go.id/arsip/Nomor 2 Tahun 2008.pdf](https://jdih.kemdikbud.go.id/arsip/Nomor%20Tahun%202008.pdf).

<sup>30</sup> D. Fadly Pratama Jajang Bayu Kelana, *Bahan Ajar Ipa Berbasis Literasi Sains, LEKKAS Jl. Udawa No. 18 A Bandung 40172*, vol. 0, 2019.

using language that is easy to understand, equipped with pictures, information, etc.

d. Student Worksheet (LKS)

LKS is teaching material that is arranged in such a way that students can study the teaching material independently. LKS consists of learning materials, summaries, and tasks related to the material.

While non-print teaching materials include:

a. Audio

Audio teaching materials are used to convey information or messages through sound, so that they can be received by students.

b. Audio-visual

Audio-visual used to convey information or messages through sound and sound so that they can be received by students.

c. Interactive Multimedia

Interactive multimedia is a very complex teaching material with the combination of several other teaching materials such as text, graphics, video, audio, animation, and images so that it becomes an interesting collection.

***D. Development Model***

One way to improve existing potential is through the development process. While material is a collection of written or unwritten concepts that can form complete competencies that students will learn during the learning process, it can be said that to improve the quality of the learning process, material development

is carried out. Material development includes aspects of concepts, materials, methods, and method applications.

There are several models of research that can be used as a reference in R&D. The following are some of the models used in research and development<sup>31</sup>.

### 1. Borg and Gall Development Model

In the development stage, this development model uses a waterfall flow<sup>32</sup>. The Borg and Gall development model consists of 10 implementation steps, making it relatively lengthy.

- a) Research and information collecting (research and data collection through surveys), one of the things included in this stage is conducting literature research relevant to the research topic and making preparations to formulate the research framework.
- b) Planning, this involves determining the expertise and skills related to the problem, determine the objectives to be achieved at each stage, and conducting a limited feasibility study if required.
- c) Create a working prototype of the product in order to develop it in an early stage.
- d) Preliminary field testing, i.e., carry out a small-scale initial field trial with six to twelve participants.
- e) Main product revision, i.e. improving the first product made according to the outcomes of the first trial.

---

<sup>31</sup> Khairul Amali, Yenni Kurniawati, and Zuhiddah Zuhiddah, "Pengembangan Lembar Kerja Peserta Didik Berbasis Sains Teknologi Masyarakat Pada Mata Pelajaran IPA Di Sekolah Dasar," *Journal of Natural Science and Integration* 2, no. 2 (2019): 70.

<sup>32</sup> Meredith Damien Gall, Walter R Borg, and Joyce P Gall, *Educational Research: An Introduction* (Longman Publishing, 1996).

- f) Primary field testing, primary test that includes all students.
- g) Revised operational product, i.e. improving and the outcomes of more extensive experiments, so that the operational model design developed becomes a product that is suitable for validation.
- h) Operational field testing is the process of doing a validation test on the developed operational model.
- i) Revision of the final product, which aims to improve the model and create the final product.
- j) Dissemination and implementation, which is the step in developing and implementing a model or product in industry.

## 2. ADDIE Model

The ADDIE model has five stages of development:

- a) Analysis: The first stage in the ADDIE development research model is to assess the need to develop new products, including models, methods, media, and teaching materials. It also assesses the feasibility and requirements of product development. Problems with existing or available products may cause product development to begin. This can be due to existing or available products no longer matching the target needs, learning environment, technology, student attributes, and other factors.
- b) Design is a methodical process that starts with creating the concepts and content for the products, according to the ADDIE development research model. After that, a design is created for every product's content, along with comprehensive instructions for putting the concept into practice or



producing the product. The product design is still conceptual at this point and will serve as the foundation for the ensuing development phase.

- c) In the ADDIE development research model, development is the process of realizing the product design that has been made previously. At this stage, a conceptual framework for implementing a new product is created, and then the conceptual framework is realized into a ready-to-use product. At the same time, tools to measure the performance of the product also need to be created.
- d) Implementation, getting feedback on the developed or created product is one of the benefits of implementing the product in the ADDIE development research paradigm.
- e) The evaluation stage is carried out to provide feedback to product users so that changes can be made according to the evaluation results or unmet needs. The ultimate goal of the evaluation stage is to find out how far the development objectives have been achieved.<sup>33</sup>

### 3. 4D Model

4D Model is a learning tool developed in 1974 by S. Thiagarajan, Dorothy S. Semmel, and Melvyn I. Semmel. As the name suggests, the 4D model consists of four main stages: Definition, Design, Development, and Distribution.

#### a. Define phase as known as analysis phase.

The product developer must consider the development requirements, conduct an analysis, and obtain information on how far the development

---

<sup>33</sup> Meredith Damien Gall, Walter R Borg, and Joyce P Gall, "Educational Research: An Introduction" (Longman Publishing, 1996).

should go. The requirements definition or analysis phase can be done by analyzing the literature and previous research. There are five tasks that can be performed in this phase<sup>34</sup>, which include:

1) Front-end Analysis

To support the development needs, an initial analysis was conducted to find the main problems encountered during the learning process. By conducting the initial analysis, researchers and developers gain an understanding of the facts and solution options. This can help in the decision-making process about the learning model to be created.

2) Learner Analysis

Learner analysis is a procedure used to determine the characteristics of learners who are targeted in the development of learning tools. These characteristics include academic ability, cognitive development, individual skills, and motivation according to media, learning topics, language, and format.

3) Task Analysis

The goal of task analysis is to identify the abilities that the researcher has acquired and then translate those abilities into any further skills that may be needed. In this instance, the teacher examines the essential skills that pupils must acquire to meet the required minimal abilities.

---

<sup>34</sup> Sivasailam Thiagarajan, *Instructional Development for Training Teachers of Exceptional Children: A Sourcebook.* (1974).

#### 4) Concept Analysis

Concept analysis It involves recognizing the important plans to be teach, placing them in a hierarchical form, and providing details about important and unimportant individual concepts. Concept analysis also helps to rationally plan the actions to be taken.

#### 5) Specifying Instructional Objectives

The formulation of learning objectives helps determine the research behavior by gathering the results from concept analysis and task analysis. To design the test and create the learning tools to be used, this summary will be the basis.

#### 6) Formulating Conclusion

Sanjaya states that formulating conclusions is the process of explaining results generated from hypothesis testing results. The teacher should be able to point out which data is relevant to the students, in order to come up with accurate conclusions. At the end of the lesson, teachers should talk to students about what they know about the results of hypothesis testing<sup>35</sup>.

#### **b. Design phase.**

This process consists of four steps: constructing criterion-referenced tests, media selection, format selection, and initial design

---

<sup>35</sup> Ifani, Nurpahmi, and Ahmad, "Developing Inquiry Learning Model-Based English Instructional Materials for the Seventh Grade of Junior High School."

**a. Constructing Criterion-Referenced Test**

Standardized test development links the defining and designing stages. Based on the results of the learning objective specification analysis and student analysis, the standardized test was developed. The tests are tailored to the cognitive abilities of the students. Test results are assessed using an evaluation guide, which includes question answer keys and scoring guides.

**b. Media Selection**

In general, Media selection is carried out to find material relevant to the learning media. This decision is related to the outcomes of the analysis of concepts, tasks, and students' characteristic as users, as well as deployment plans with variety types of media. This decision should also be based on the best way to maximize use of subject matter during the subject matter development process.

**c. Format Selection**

Format selection is part of the learning tool development process. It aims to determine how learning media, strategies, approaches, methods, and learning resources will be designed.

**d. Initial Design**

Before the trial is carried out, the initial design is a complete draft of the learning tools. This concept includes the development of various organized learning activities as well as training in various learning

techniques through micro teaching practice.

### c. Development Phase

Development products are created during the development stage. Expert appraisal (expert appraisal) followed by revision and development trial (development trial).

#### a) Expert Appraisal

Expert review is a technique for obtaining suggestions and recommendations for improvement. It is expected that expert assessment can improve learning tools to be of high quality, such as more accurate and efficient by producing recommendations for material improvement.

#### b) Developmental Testing

Development testing are conducted to collect first-hand information on how the learning tools are used, such as student responses, reactions, comments, and observers. Trials and revisions are conducted repeatedly to ensure that the learning tools work well and consistently.

### d. Disseminate Phase

Dissemination is the last phase in the 4D model of learning device development. Adoption, diffusion and final packaging are the most important, but often ignored stages. To promote the product that has been developed to make it accessible to users, the dissemination stage is conducted. In order to manufacture the right form, packaging materials must be selective.

There are three main stages in the disseminate stage, namely validation testing, packaging, and diffusion and adoption.<sup>36</sup>

From the three Research and Development models above, Since the 4D model does not require much time and the stages are not too complicated, researchers will choose to use the 4D development model.

***E. Bigger is not always Better***

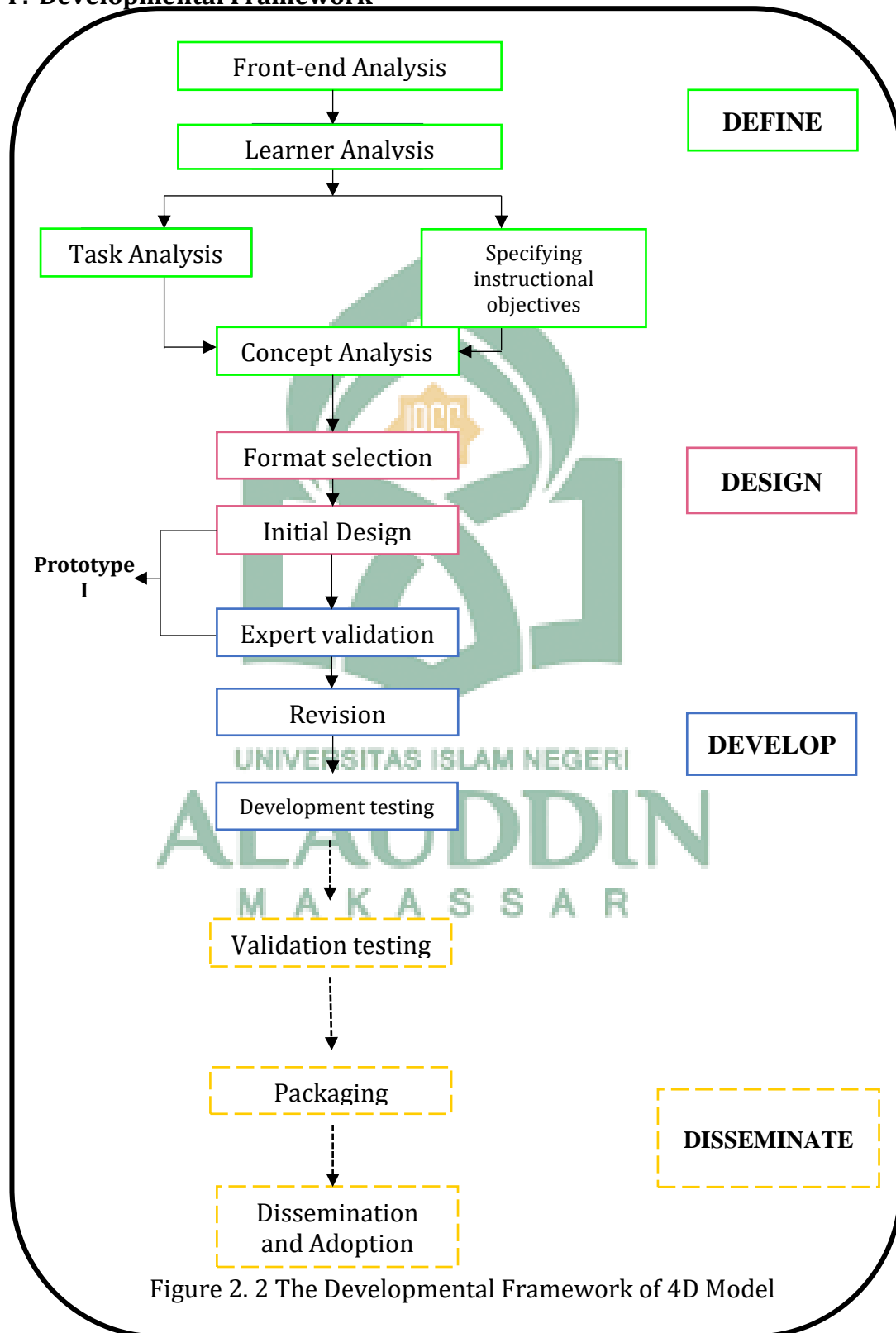
In this research, the researcher focused on developing ELT material especially in unit 9 (Bigger is not always Better) which discuss about degree of comparison. In this unit, student focused on three topic that be learned. The first is positive degree, the second is comparative degree, and the third is superlative degree.



---

<sup>36</sup> Thiagarajan, *“Instructional Development for Training Teachers of Exceptional Children: A Sourcebook.”*

## F. Developmental Framework



There are many scientific approaches to learning models. Three of the most popular learning models are problem-based learning, project-based learning and inquiry learning. Inquiry learning puts the process of discovery at the center. The researcher then used different learning methods to develop the existing material. The selection of inquiry learning model based by researcher, because it allows students to show their creative thinking skills. In addition, the researcher chose this model because it is more varied or not monotonous. Therefore, the purpose of this study is to offer a new approach to constructing English materials for students in grade eight. They used the inquiry learning approach and the 4D model to reached the learning objectives.

For this study, researcher used the 4D model, which is a research and development model. The learning device uses the 4D Model, which was developed by S. Thiagarajan, Dorothy S. Semmel, and Melvyn I. Semmel in 1974. Advantages of the 4D development model: This model has the advantage of making it possible to determine specific learning objectives involving material analysis and task analysis, which makes it easy to translate general learning objectives into specific learning objectives.<sup>37</sup> The 4D model developed has stages, namely defining, designing, developing, and disseminating. The reason for choosing this 4D model is because each stage of the development procedure is explained in detail.

---

<sup>37</sup> Ira Vahlia and Rina Agustina, "Perbandingan Hasil Belajar Discovery Learning Berbasis Problem Solving Dan Group Investigation Berbasis Problem Solving Pada Pembelajaran Metode Numerik," AKSIOMA: Jurnal Program Studi Pendidikan Matematika 5, no. 1 (2016): 82–93.



## CHAPTER III

### RESEARCH METHOD

#### *A. Research Type and Locations*

##### **1. Research Type**

In this study, researcher employed the Research and Development (R&D) method. R&D is another name for a research design that includes problem-solving in the classroom, learning the newest theories on the creation of educational products, creating those products, getting expert validation, and field testing those products. This process consists of several steps referred to as "research and development cycles". This cycle entails researching relevant research findings for the product to be developed, creating the product based on those conclusions, testing the product in real-world settings, and then refining the design to address any issues that are discovered during testing.<sup>38</sup>

##### **2. Research Location**

This research location is located at MTs Pondok Pesantren Abnaul Amir Gowa. This school is located on Jl. Moncobalang, Bontosunggu, Kec. Bontonampo Seatan, Gowa Regency, South Sulawesi 92153. MTs Islamic Boarding School Abnanul Amir Gowa is accredited A and has a good quality of learning. The school opens every morning and is ready to compete in the modern world. The school does not use the smart school system, which results in more active and creative students, despite being qualified and receiving A accreditation.

---

<sup>38</sup> Gall, Borg, and Gall, "Educational Research: An Introduction". (2013).

Although this school meets the requirements and has received A accreditation, the researcher was interested in conducting this study because this school does not use the smart school system - which means students are more active and creative in the learning process. In addition, the researcher was interested in the media the students use and the way they learn.

### ***B. Research Approach***

In this study, two approaches were used together, alternating and helping each other, namely a qualitative approach and a quantitative approach. This is in line with Bryman's opinion that the way to combine quantitative and qualitative research can be done with the intention of 1) triangulation logic, findings from one type of study can be checked on findings obtained from other types of studies, 2) qualitative research helps quantitative research, 3) quantitative research helps qualitative research, 4) qualitative and quantitative research are combined to provide an overview<sup>39</sup>.

A qualitative approach is research conducted in a natural environment (natural setting) and produces descriptive data, speech, or writing and behavior of the subject (subject), the data collected is generally qualitative, based on phenomenological philosophy that uses appreciation and tries to understand and interpret in certain situations according to the researcher's perspective. In this research, namely at the preliminary study stage and model development preparation, using a qualitative approach<sup>40</sup>.

---

<sup>39</sup> Damayanti S Vismaia and A R Syamsudin, "*Metode Penelitian Pendidikan Bahasa*," Bandung: PT Rosdakarya (2007).

<sup>40</sup> J Lexi, "Moleong, 2008. "*Metode Penelitian Kualitatif*," Bandung: PT Remaja Rosdakarya (n.d.).

The quantitative approach is research that uses logical and deductive reasoning, knowledge-based, theory testing, and statistical and objective analysis. In this research, the quantitative approach was used at the pilot stage<sup>41</sup>.

### ***C. Research and Development Design***

The research procedures in this research began in define phase. The researcher conducted preliminary research by interviewing the English teacher. After conducting the interview, the researcher distributed questionnaires and retrieved each basic competency of the K-13 syllabus and the provision of material in the book. At this phase, the researcher retrieved the basic competence of the 2013 curriculum and analyzed the student's needs through a questionnaires. After retrieved the data, the researcher created learning outcomes and indicators according to the outcomes of the need analysis and basic competencies in the 2013 curriculum.

The second phase is design. After generating some inventory needs (topics) in define phase, the researcher began compiling the material that has been filtered at an earlier stage. The researcher began to design materials by collecting data from the outcomes of analysis phase. After analyzing this, researcher designed a blueprint using the 2013 curriculum. The third phase is development, the researcher develops a blue print based on the data that has been collected. The structure of the materials is developed based on the inquiry learning model which consist of six steps: orientation, formulate problems; formulate hypotheses; collect information; hypothesis test; and formulate conclusions. The fourth is

---

<sup>41</sup> Sudarwan Danim, *"Menjadi Peneliti Kualitatif: Rancangan Metodologi,"* Presentasi dan Publikasi Hasil Penelitian untuk Mahasiswa dan Peneliti Pemula Bidang Ilmu-ilmu Sosial, Pendidikan dan Humaniora, Penerbit Pustaka Setia, Bandung (2002).

disseminate phase. In this final phase, the module was used in schools to obtain data about its potential or impact in improving students' learning process skills. This phase not be carried out by the researcher conducted due to delimited research time.

#### ***D. Research Subject***

The research took place at Islamic boarding school Abnaul Amir Gowa. This research engaged some of the participants. To collect data, random sampling was used to select participants. Because of that, this research used some data sources by engaged the teachers and students of Islamic boarding school Abnaul Amir Gowa and experts. For more details, the research subjects are describe as follows:

1. Students (Target Group): 20 students
2. Teacher (Audience Group): 2 teachers
3. Validators: To ensure the feasibility of the materials, 2 validators were involved in this study. Experts here will deal with the product validation process selection of Experts based on supervisor recommendations. The validators are selected directly by the department based on their fields and adjusted to what will be validated.

#### ***E. Research Instruments***

The following are the tools used to obtain data as a result of this research:

##### **1. Documents Checklist**

Document is the instruments in doing research. Documents are used to help researcher in finishing data in research. The researcher analyzes documents such as teaching materials and syllabus. In the document containing the analysis of basic competencies, material blueprints, the

revised edition of the 2013 curriculum syllabus published by the government in 2017 and the analysis of basic competencies, the objective of this analysis is to get the data needed to develop teaching materials.

## 2. Questionnaire

The questionnaire is the main data collection tool used to collect information by asking respondents' opinions through a set of questions or written statements.

There are two types of questions in a questionnaire, namely: open and closed questions. Open-ended questions are questions that respondents answer in the form of a description of a matter. Conversely, closed-ended questions are questions that respondents answer by choosing one of the alternative answers from each available question. Closed questions are questionnaire questions that expect answers in the form of nominal, ordinal, interval, and ratio data<sup>42</sup>.

In this study researcher used closed questionnaires in three ways, namely: obtaining information from needs analysis, considering the validity of the material to be developed and assessing the acceptability of the material to be developed. The questionnaire is adapted from Brown's (1995) and will be given to the students. This questionnaire helped the researcher to know the linguistic needs and the learning needs from the students to be analyzes.

---

<sup>42</sup> Dr sugiyono Prof., "Prof. Dr. Sugiyono, Metode Penelitian Kuantitatif Kualitatif Dan R&d. Intro ( PDFDrive ).Pdf," Bandung Alf, 2011.

### 3. Validation Checklist

Validation Checklist is a form of instrument in which the respondents just need to put a check mark in the column provided on the sheet instrument. The tool used by experts to assess the results of products developed or created by researcher.

Validation checklist adapted from Ghobrani and Widyatmoko cited by Sukirman and filled out by the validators<sup>43</sup>.

#### ***F. Data processing analysis technique***

Qualitative and quantitative techniques are used in data analysis techniques in research and development<sup>44</sup>. In development research, the following techniques are used to collect data:

##### 1. Qualitative Analysis Techniques

This technique is an evolution of the method used by Miles and Huberman. They state that there are three ways to analyze data qualitatively. There are three stages: data reduction, data presentation (or data display), and conclusion drawing.

In actuality, processes like data reduction, data visualization, and conclusion drawing or verification are not constrained by a strict chronological order. Because the steps in Miles and Huberman's model are connected both during and after data collection, it is known as the Interactive Model. The explanation

---

<sup>43</sup> I Komang, I Kadek Surya Atmaja Sukendra, *Instrumen Penelitian, Journal Academia*, 2020.

<sup>44</sup> I Gusti Ngurah Agung Wiratema, I Made Tegeh, and Ketut Pudjawan, "Pengembangan Multimedia Pembelajaran Mata Pelajaran Bahasa Inggris Kelas X Semester Genap Di Smkn 2 Sukawati," *Jurnal Edutech Undiksha* 2, no. 1 (2014).

provided by Agus Salim, in short<sup>45</sup> the explanation as follows:

a. Data Condensation

Researcher can conclude the data based on the data that has been obtained based on the questionnaire and the assessment that has been given to find out the overcomes obtained based on the questionnaire from the validator team and student responses.

b. Data Display

The data that has been obtained is presented in the form of detailed and brief explanations, and these explanations provide an overall overview of the results of data acquisition.

c. Verification and Conclusion Drawing

In this phase, after passing through the previous two stages, the researcher reaches a conclusion. These conclusions were first verified by the researchers and subsequently confirmed by experts<sup>46</sup>.

## 2. Quantitative Data Analysis Techniques

Students and experts were surveyed using a requirements analysis questionnaire and validation checklist by the researchers. The question types were used to assess all target needs, including language and learning needs. Since

---

<sup>45</sup> Agus Salim, *“Teori Dan Paradigma Penelitian Sosial: Buku Sumber Untuk Penelitian Kualitatif Edisi Kedua,”* Yogyakarta: Tiara Wacana (2006).

<sup>46</sup> Agus Salim, *“Teori Dan Paradigma Penelitian Sosial: Buku Sumber Untuk Penelitian Kualitatif Edisi Kedua,”* Yogyakarta: Tiara Wacana (2006).

the research subjects are students who are in the eighth grade in a boarding school, the researcher will use yes/no questions to find out what the students need.

The quantitative data analysis method was used to determine the results of the questionnaire, and the results are as follows:

$$\Sigma = (\text{VII-A}) + (\text{VII-B}) + \text{VII-C}$$

Where:  $\Sigma$  = total amount of students

$f_x$  = the number of pupils in every class

Researchers analyzed the data from the survey using the following formula:

Formula for yes answer

$$\Sigma \text{ yes} = \text{yes (VII-A)} + \text{yes (VII-B)} + \text{yes (VII-C)}$$

Formula for no answer

$$\Sigma \text{ no} = \text{no (VII-A)} + \text{no (VII-B)} + \text{no (VII-C)}$$

The researcher examined the yes and no data and compared the yes and no answers to determine which data was more important as the final result.

The entire set of data was then examined to create a list of the language learning requirements of the target audience. Setting learning objectives and creating materials are based on this information.

Below is an example of the data analysis method used to generate results regarding the validity level of the developed product:

$$\bar{x} = \frac{y_1 + y_2}{n}$$

Where:  $\bar{x}$  = the average of rating scale

$y$  = the expert



$n$  = total number of experts

The product's developed validity level is indicated on the following scale:

Tabel 3. 1 Level of validity

	Criteria of Validity	Descriptive rating
1	Not Valid	1.00-1.50
2	Less Valid	1.51-2.50
3	Valid	2.51-3.50
4	Very Valid	3.51-4.00

In product development, the table above shows five validity level criteria, from invalid to highly valid, and with descriptive values from 1.00 to 4.00.



## CHAPTER IV

### FINDING AND DISCUSSION

The results that are utilized to address research issues are presented in this chapter. At every stage, the research data is presented and analyzed methodically and theoretically. The analyzed data are extensively utilized in all stages of creating English Language Teaching (ELT) materials for eighth-grade students at the Islamic Boarding School Abnaul Amir Gowa.

Based on the stages of the 4D model, research findings and discussions are presented in a methodical manner. Stated differently, the outcomes of the needs analysis, the methodical process of creating and organizing the syllabus, the creation of materials, and the outcomes of verifying the produced textbooks are all covered in this section.

#### **A. Research Findings**

The researcher conducted research and collected data from all research tools, including questionnaires and tests. I have analyzed the data systematically and accurately to achieve the research objectives. In this chapter, the researcher discusses the results in three sections. The results will be outlined as follows:

The first part displayed the description of gathering and analyzing information through an analysis of previous research to improve students' motivation in eighth grade at Islamic Boarding School Abnaul Amir Gowa.

The second part showed the description of learning device design to improve students' motivation in eighth grade at Islamic Boarding School Abnaul Amir Gowa.

The third part showed proses to produce a development product to improve motivation of the students in eighth grade at Islamic Boarding School Abnaul Amir Gowa.

## **1. The Result of Define Phase**

### **a. Preparation in Getting a Need Analysis**

The researcher determines the kinds of information needed, the instruments used, and the participants. The necessary information was obtained through the needs analysis phase, namely to find out what learning media students like, to accommodate the kids' different learning styles and how their experience studying English in class VIII is going. There were 20 students from the Islamic Boarding School Abnaul Amir Gowa in the eighth grade of the 2022-2023 academic year who were studying the material and people working in the teaching department, as involved in this study. The instrument used in this phase is a questionnaire, which contains several questions about the information previously described and this questionnaire also serves as a comparison or benchmark to validate the learning materials that have been designed.

### **b. Linguistics Needs**

Analyzing students' learning styles and abilities, ranking the components of English materials in each basic competency, and choosing relevant learning resources to create a syllabus of English materials in each basic competency are the steps involved in determining the linguistic needs of the students.

## 1) Learning Ability

Table 4. 1 The Result of the 1st Question

Question	Can you introduce yourself by using English?					
Class	VIII-A	VIII-B	VIII-C	VIII-D	Total	Percentage (%)
YES	1	5	2	2	10	50%
NO	4	0	3	3	10	50%

In the table 4.1 shows the percentage of students who can introduce themselves using English, there are 50% of students can and 50% cannot. It can be said that, out of 20 students in this research subject, students who can introduce themselves in English and students who cannot are the equal amount. Therefore, this material is still given to improve the abilities of the students

Table 4. 2 The Result of the 2nd Question

Question	Can you write your daily activity by using English?					
Class	VIII-A	VIII-B	VIII-C	VIII-D	Total	Percentage (%)
YES	1	1	0	3	5	25%
NO	4	4	5	2	15	75%

In the table 4.2 shows the percentage of students answering the question. it can be seen that 25% of students answered yes and 75% did not. It can be concluded from the results of these percentages that only several students can write daily activities and the rest cannot. Therefore, the creation of learning materials is related to an activity about daily life.

Table 4. 3 The Result of the 3rd Question

Question	Can you read an English short story fluently?					
Class	VIII-A	VIII-B	VIII-C	VIII-D	Total	Percentage (%)
YES	0	2	0	2	4	20%
NO	5	3	5	3	16	80%

In the table 4.3 shows the percentage of students answering the third question. There are 20% of students answered yes and 80% answered no. The conclusion is based on these results, the number of students who cannot read short stories in English fluently are more than those who can. Therefore, the provision of short stories in the materials is done to train students' reading skills.

## 2) Learning Priority

Table 4. 4 The Result of the 4th Question

Question	Do you like learning English subject?					
Class	VIII-A	VIII-B	VIII-C	VIII-D	Total	Percentage (%)
YES	5	5	3	4	17	85%
NO	0	0	2	1	3	15%

In the table 4.4 displays the percentage of students answering the question, there are 85% of students answered yes and 15% answered no. It can be concluded that almost all students like learning English. The addition of various colorful illustrations and forms of exercise is done with the aim that students are more happy to take part in learning English.

Table 4. 5 The Result of the 5th Question

Question	In learning English subject, are you interested in reading the material?					
Class	VIII-A	VIII-B	VIII-C	VIII-D	Total	Percentage (%)
YES	5	3	2	2	12	60%
NO	0	2	3	3	8	40%

In the table 4.5 shows the percentage of students answering this question, there are 60% of students choose yes and 40% no. It can be concluded that several students are like reading the material. The addition of reading material to the preparation of the material is done to increase student activities in reading.

Table 4. 6 The Result of the 6th Question

Question	In learning English subject, are you interested in listening to teacher in understanding the material?					
Class	VIII-A	VIII-B	VIII-C	VIII-D	Total	Percentage (%)
YES	5	5	3	4	17	85%
NO	0	0	2	1	3	15%

The percentage of students who answered this question is shown in Table 4.6. As shown, 85% of students chose Yes, and 15% No. It is possible that more students are interested in listening to their teachers as they understand the material. However, the activities of the designed teaching materials focus on students actively participating in the learning process, with the help and guidance of the teacher.

Table 4. 7 The Result of the 7th Question

Question	In learning English subject, are you interested in doing the tasks?					
Class	VIII-A	VIII-B	VIII-C	VIII-D	Total	Percentage (%)
YES	4	5	2	3	14	70%
NO	1	0	3	2	6	30%

In the table 4.7 above shows the percentage of students answering this question, there are 70% of students answered Yes and 30% answered No. It can be concluded that almost all students like doing assignments. The preparation of teaching materials that contain various tasks.

Table 4. 8 The Result of the 8th Question

Question	Do you like material example with dialog?					
Class	VIII-A	VIII-B	VIII-C	VIII-D	Total	Percentage (%)
YES	5	5	3	3	16	80%
NO	0	0	2	2	4	20%

In the table 4.8 shows the percentage of students answering this question, there are 80% of students answered Yes and 20% answered No. It can be concluded that more students like the example material using dialog. Therefore, in the preparation of the material, examples are given in the form of dialogs that are in accordance with the form of activities and topics discussed.

Table 4. 9 The Result of the 9th Question

Question	Do you like material example with text/description?					
Class	VIII-A	VIII-B	VIII-C	VIII-D	Total	Percentage (%)
YES	2	4	0	3	9	45%
NO	3	1	5	2	11	55%

In the table above, table 4.9 shows the percentage of students answering this question. it can be seen that 45% of students answered Yes and 55% answered No. some students like examples of material accompanied by text or descriptions. In the preparation of the material, examples are given in the form of text or descriptions that are in accordance with the form of activities and topics discussed.

Table 4. 10 The Result of the 10th Question

Question	Do you like material presentation with colorful picture?					
Class	VIII-A	VIII-B	VIII-C	VIII-D	Total	Percentage (%)
YES	4	5	2	2	14	65%
NO	1	0	3	3	7	35%

In the table above, table 4.10 shows the percentage of students answering this question. it can be seen that 65% of students answered Yes and 35% answered No. This shows that many students have an interest in the presentation of colorful image material. This shows that many students have an interest in the presentation of colorful image material. Therefore, to further attract students' attention, the preparation of material is carried out with a variety of colorful image illustrations.



### c. Learning Needs

#### 1) Learning Problems

Table 4. 11 The Result of the 11th Question

Question	I don't understand the teacher's explanation. Is it your problem in understanding the material content?					
Class	VIII-A	VIII-B	VIII-C	VIII-D	Total	Percentage (%)
YES	3	3	3	4	13	65%
NO	2	2	2	1	7	35%

In the table 4.11 shows the percentage of students answering this question. it can be seen that 65% of students chose yes and 35% chose no. In the preparation of the material, the material to be displayed is more by doing questions with a little explanation from the teacher, because Many students do not understand the material provided and the teacher's explanation.

Table 4. 12 The Result of the 12th Question

Question	I don't understand the explanation in the book. Is it your problem in understanding the material content?					
Class	VIII-A	VIII-B	VIII-C	VIII-D	Total	Percentage (%)
YES	5	3	4	3	15	75%
NO	0	2	1	2	5	25%

In the table above, table 4.12 shows the percentage of students answering this question, there are 75% of students chose Yes and 25% chose No. It can be concluded that there are many students who do not understand the meaning of

text or words in the book. Therefore, to make students understand the material better, the preparation of the material is carried out using vocabulary that is easy to understand or translated into the students' native language.

Table 4. 13 The Result of the 13th Question

Question	I don't understand the meaning of the teacher's explanation. Is it your problem in understanding the material example?					
Class	VIII-A	VIII-B	VIII-C	VIII-D	Total	Percentage (%)
YES	4	3	2	1	10	50%
NO	1	2	3	4	10	50%

In the table above, table 4.13 shows the percentage of students answering this question, there are 50% of students chose Yes and 50% chose No. It can be concluded that there are equal numbers of students who understand what the teacher's explain and those who do not understand.

Table 4. 14 The Result of the 14th Question

Question	I don't understand the meaning of the text in the book. Is it your problem in understanding the material example?					
Class	VIII-A	VIII-B	VIII-C	VIII-D	Total	Percentage (%)
YES	4	3	3	3	13	65%
NO	1	2	2	2	7	35%

In the table above, table 4.14 shows the percentage of students answering this question, there are 65% of students answered Yes and 35% answered No. It can

be concluded that more students do not understand the meaning of the text in the book.

Each basic competency has problems for students when students do not understand explanation from teacher and the intention of the teaching material or textbook. Because of this problem, researchers should display materials with clear instructions for teachers and students. Teachers should give as clear an explanation as possible about the material shown in the textbook for each part of the material.

## 2) Learning Attitude

### - Learning Preference

Table 4. 15 The Result of the 15th Question

Question	Do you prefer using a picture as the media in learning process?					
Class	VIII-A	VIII-B	VIII-C	VIII-D	Total	Percentage (%)
YES	5	5	5	3	18	90%
NO	0	0	0	2	2	10%

Table 4.15 shows the percentage of students answering this question, 90% of students chose yes and 10% no. It can be concluded that there is high student interest in using pictures as learning media. Therefore, in meeting student needs, learning materials are delivered using images.

Table 4. 16 The Result of the 16th Question

Question	Do you prefer asking for teacher in learning process if you are in difficulties?					
Class	VIII-A	VIII-B	VIII-C	VIII-D	Total	Percentage (%)
YES	3	4	3	3	13	65%
NO	2	1	2	2	7	35%

Table 4.16 displayed the percentage of students answering this question, 65% of students answered yes and 35% no. It can be concluded that many students prefer to ask the teacher when in the learning process.

Table 4. 17 The Result of the 17th Question

Question	Do you prefer asking for friend in learning process if you are in difficulties?					
Class	VIII-A	VIII-B	VIII-C	VIII-D	Total	Percentage (%)
YES	5	2	4	1	12	60%
NO	0	3	1	4	8	40%

Table 4.17 shows the percentage of students answering this question. it can be seen that 60% of students chose yes and 40% no. Because many students like to ask friends for help in learning, therefore students can ask their friends for help when they get difficulties in the learning process.

Table 4. 18 The Result of the 18th Question

Question	Do you prefer reading material repeatedly in learning process if you are in difficulties?					
Class	VIII-A	VIII-B	VIII-C	VIII-D	Total	Percentage (%)
YES	4	5	3	3	15	75%
NO	1	0	2	2	5	25%

Table 4.18 shows the percentage of students answering this question. it can be seen that 75% of students chose yes and 25% chose no. This concludes that more students like to read the material repeatedly during the learning process. students are asked to read the material during the presentation process several times with the aim of sharpening their memory and understanding of the material being taught.

- **Learning Style**

Table 4. 19 The Result of the 19th Question

Question	Do you prefer listening to the teacher's explanation in learning process?					
Class	VIII-A	VIII-B	VIII-C	VIII-D	Total	Percentage (%)
YES	5	5	5	4	19	95%
NO	0	0	0	1	1	5%

Table 4.19 shows the percentage of students answering this question. it can be seen that 95% of students answered Yes and 5% no. The teacher explains first before the rest of the learning activities or doing assignments when In the learning process. Because based on this data which illustrates that almost all students prefer to listen to the teacher's explanation in the learning process.

Table 4. 20 The Result of the 20th Question

Question	Do you prefer learning by game in learning process?					
Class	VIII-A	VIII-B	VIII-C	VIII-D	Total	Percentage (%)
YES	4	3	4	2	13	65%
NO	1	2	1	3	7	35%

Table 4.20 shows the percentage of students answering the question, 65% of students answered yes and 35% no. It can be concluded that more students are interested in using games in the material presentation or in the process of learning. Therefore, the activity of presenting material or giving assignments uses more games

Table 4. 21 The Result of the 21st Question

Question	Do you prefer learning by media/tools in learning process?					
Class	VIII-A	VIII-B	VIII-C	VIII-D	Total	Percentage (%)
YES	3	1	4	2	10	50%
NO	2	4	1	3	10	50%

Table 4.21 shows the percentage of students answering the question, 50% of students chose yes and 50% no. It can be concluded that students who like the learning process using props / media are the same in number. In the preparation of teaching materials, various kinds of media will be used, for example images, audio, or role playing using existing dialog in delivering the material.

Table 4. 22 The Result of the 22nd Question

Question	Do you prefer working in a group in doing your tasks?					
Class	VIII-A	VIII-B	VIII-C	VIII-D	Total	Percentage (%)
YES	5	4	5	3	17	85%
NO	0	1	0	2	3	15%

4. 23 The Result of the 23rd Question

Question	Do you prefer working in pair in doing your tasks?					
Class	VIII-A	VIII-B	VIII-C	VIII-D	Total	Percentage (%)
YES	4	4	4	4	16	80%
NO	1	1	1	1	6	20%

Table 4. 24 The Result of the 24th Question

Question	Do you prefer working alone in doing your tasks?					
Class	VIII-A	VIII-B	VIII-C	VIII-D	Total	Percentage (%)
YES	2	3	0	4	9	45%
NO	3	2	5	1	11	55%

Table 23 displayed that 85% of students prefer to do assignments in groups, table 24 displays that 80% of students prefer to do assignments in pairs, and table 25 displays that 45% of students prefer to do assignments alone. From this data it can be concluded that, while there are a number of assignments that are given in groups, there are also some assignments that are given in pairs or individually.

The following table shows the details of the students' linguistic needs.

Table 4. 25 The overall needs inventory from linguistic needs

Linguistic needs	
The learning abilities	The learning priorities
<ul style="list-style-type: none"> <li>- Students are able to introduce themselves in English</li> <li>- Unable to write in English about their everyday activities</li> <li>- Unable to read a short story in English fluently</li> </ul>	<ul style="list-style-type: none"> <li>The students enjoy studying English</li> <li>- Reading the material</li> <li>- Paying attention to the teacher to comprehend the subject matter.</li> <li>- Completing the assignment</li> <li>- Example material with conversation</li> <li>- example material with text or description</li> <li>- Presentation of the material with a vibrant image.</li> </ul>

According to the need inventory's findings, a lot of students enjoy learning English skills including speaking, listening, writing, and reading. However, various factors, both internal and external, cause some of them to fail to understand the material well. Students can use English to introduce themselves, but some are not. Therefore, the researcher presented material on introductions so that all students could introduce themselves in the future. The researcher does not only want to



improve students' ability in writing and reading, as some students are not yet proficient in these two skills. As a result, the researcher has offered many activities related to writing and reading that relate to everyday life.

The following table provides comprehensive details about the students' learning needs:

Table 4. 26 The overall needs inventory from learning needs

Learning needs	
The learning problems	The learning attitudes
<ul style="list-style-type: none"> <li>- Don't understand the teacher's explanation</li> <li>- Don't understand the explanation in the book</li> <li>- Don't understand the meaning of the teacher's explanation</li> <li>- Don't understand the meaning of the text in the book</li> </ul>	<p>Learning preferences:</p> <ul style="list-style-type: none"> <li>- Using an image as a teaching tool during a lesson</li> <li>- Approaching the teacher during the teaching process if a student is having trouble</li> <li>- If a student is having trouble learning, asking a friend for help</li> <li>- If students are having trouble learning, they should read the material several time</li> </ul> <p>Learning styles:</p> <ul style="list-style-type: none"> <li>- Hearing the teacher explain things during the teaching process</li> <li>- Playing gems to aid in learning</li> </ul>

	<ul style="list-style-type: none"> <li>- Using media and tools to aid in the learning process</li> <li>- Working in group</li> <li>- Working in pair</li> <li>- Working alone</li> </ul>
--	--

During the learning process, students' preferred media types were categorized into three categories: audio-based, visual-based, and audio-visual-based. Images or parables found in visual-based media can be representational images (drawings, paintings, or photos), diagrams (illustrating the connections between concepts, the arrangement, and the structure of the material content), maps (illustrating spatial relationships), or graphs (tables, diagrams, or charts) that display information about trends, data, or relationships between a number of images. Media that is audio-based conveys messages in an auditory format (that is, it can only be heard), which has the power to pique students' interest and improve their capacity to absorb information. Media that combines sound and visual display is known as audio-visual media, or video<sup>47</sup>. The results show that these three media are present in the material. Each part of the material displayed can be seen with colorful images, namely visual media, while audio-visual media can be seen in each example of material that features other students as speakers in each dialogue.

Students often have difficulty understanding lessons in the learning process. To overcome this problem, they do three things: ask the teacher, ask friends, and re-read the information. The materials displayed at each step of the

<sup>47</sup> Arsyad Azhar, "Media Pembelajaran, Jakarta: PT," Raja Grafindo Persada (2007): 15–85.

inquiry show the suitability of the three things above; The resources instruct students to complete tasks alone, in pairs, and during group discussions. Students can learn on their own through solo activities. While in pair activities and group discussions, students use all three activities to solve problems.

#### d. Description of Analyzing Basic Competence

For the purpose of analyzing basic competencies, researchers created competency achievement indicators for each basic competency. This made it easier for researchers to create materials that matched the metrics. First, researchers studied the definition of operational verbs in the description of basic competencies. After that, they investigated the operational verbs.

Table 4. 27 . *Operational verb of cognitive domain*

Remembering (C1)	Understanding (C2)	Applying (C3)	Analyzing (C4)	Evaluating (C5)	Creating (C6)
Quoting	Estimating	Assigning	Auditing	Comparing	Collecting
Mentioning	Explaining	Sorting	Organizing	Summarize	Abstracting
Explaining	Telling	Determining	Animating	Judging	Organizing
Drawing	Categorizing	Applying	Collecting	Directing	Animating
Numbers	Characterizing	Calculating	Solving	Predicting	Categorize
Identify	Detailing	Modifying	Affirming	Clarifying	Building
Register	Associating	Constructing	Analyzing	Assigning	Creating
Showing	Comparing	Preventing	Selecting	Interpreting	Correcting
Labeling	Counting	Describing	Detailing	Retaining	Planning
Indexing	Contrasting	Using	Nominating	Detailing	Blending
Pairing	Connecting	Assessing	Diagramming	Measuring	Dictating
Reading	Discussing	Training	Correlating	Summarizing	Shaping
Naming	Modeling	Digging	Testing	Proving	Improving
Tagging	Filing	Filing	Enlightening	Validating	Overcoming
Memorizing	Denying	Adapting	Sharing	Testing	Generalizing
Imitating	Expanding	Investigating	Summarizing	Supporting	Combining
Recording	Summarizing	Questioning	Exploring	Selecting	Designing
Repeating	Predicting	Conceptualizing	Maximizing	Projecting	Limiting
Reproducing	Explaining	Implementing	Ordering	Criticizing	Repairing
Reviewing	Digging	Producing	Linking	Directing	Making

Selecting	Transforming	Processing	Transferring	Deciding	Setting up
Tabulating	Retaining	Linking	Training	Separating	Producing
Coding	Deciphering	Compiling	Editing	Weighing	Clarifying
Writing	Interpreting	Solving	Finding		Summarizing
Stating	Predicting	Performing	Selecting		Reconstructing
Searching	Reporting	Simulating	Correcting		Composing
	Distinguishing	Tabulating	Detecting		Coding
		Familiarizing	Examining		Combining
		Classifying	Measuring		Facilitating
		Customizing	Waking up		Constructing
		Operating	Rationalizing		Formulating
		Predicting	Diagnosing		Connecting
			Focusing		Creating
			Blending		Displaying

*Table 4. 28 Operational verb of psychomotor domain*

<b>Imitate (P1)</b>	<b>Manipulate (P2)</b>	<b>Precision (P3)</b>	<b>Articulate (P4)</b>	<b>Naturalize (P5)</b>
Copy	Back to making	Showing	Building	Design
Follow	Building	Complement	Addressing	Specifying
Replicate	Perform	Perfecting	Merge-	Manage
Repeat	Implement	Calibrate	coordinates	Create
Comply	Apply	Control	Integrate	
Enable	Correct	Divert	Adapt	
Customize	Demonstrate	Replace	Develop	
Incorporate	Design	Rotate	Formulate	
Organize	Train	Send	Modify	
Collect	Correct	Producing	master	
Weighing	Manipulate	Mixing	sketch	
Shrinking	Repairs	Packaging		
Transform		Serving		

### 1) The result of analyzing the Basic Competence

To access the table illustrating the results of the indicators established by the researchers for Competency Standard 3.9 and Learning Outcome 4.9, please refer to Appendix V. This supplementary section provides a structured representation of analytical findings related to the mentioned competency standard. By consulting Appendix V, readers can

directly visualize the outcomes, facilitating a better understanding of the alignment between the study's designated indicators and identified competencies, as well as enabling further analysis.

*"K.D 3.9 Apply the social functions, text structure, and language of oral and written transactional interaction texts involving the act of giving and requesting information related to the comparison of the number and characteristics of people, animals, objects, according to the context of use (C3).*

Basic competency 3.9 is in point 1 and has an enrichment indicator in addition to a main indicator after analysis. There were eighteen sub-indicators for every indicator. Three indicators and seventy-two sub-indicators make up basic competency 3.9.

*"K.D 4.9 Compose very short and simple oral and written transactional interaction texts involving the act of giving and requesting information related to the comparison of the number and characteristics of people, animals, objects, with attention to social functions, text structures, and correct and contextually appropriate language elements (P1)"*

Following analysis, Basic Competency 4.9 is at Point 1, with both Main and Enrichment Indicators. There were eighteen sub-indicators for every indicator. There are two indicators and thirty-six sub-indicators in basic competency 4.9.

## 2) The result of product design through indicators

The researcher provides an explanation of which part of the material represents the indicator. The display depicted in the formula: basic competency/ indicators/ sub indicators.

- In orientation phase 1 showed the information about the learning process and the material to be studied. In this phase, which represent the KD 3.9/ C1/ point 1, 3, 7, 12, 14, and 17.
- In formulating problem phase 1 showed the material about positive degree. In this phase, which represent the KD 3.9/ C4/ point 1, 7, and 10.
- In formulating hypothesis phase 1 showed activities to complete sentences in short stories. KD 3.9/ P3/ point 6, 9, 12, and 17.
- In collecting information phase 1 showed activity to analyze the conversation. In this phase, which represent KD 3.9/C4/ point 2, 4, and 18.
- In testing hypothesis phase 1 showed activity to writing answers on paper and presenting them. In this phase, which represent by KD 3.9/C3 points 4, 7, 8, 12, 17, and 18.
- In formulating conclusion phase 1 showed activity to discuss and conclude what the student has learned. KD 4.9/C4/points 5, 8, and 11.
- In orientation phase 2 showed the information about the learning process and the material to be studied. In this phase, which represents the KD 3.9/ C1/points 2, 5, 9, 8, 13, and 15.
- In formulating problem phase 2 showed the material about comparative degree which represent the KD 3.9/ C2/ point 1, 2, 10, and 16.

- In formulating hypothesis phase 2 showed activity to play a game. KD 3.9/ P1/ point 1, 7, 8, 13, and 15.
- In collection information phase 2 showed activity to compare something, which represents the KD 3.9/ C2/ point 5, 7, 9, 14, 17, and 18.
- In testing hypothesis 2 showed activity to making a comparative degree sentences and writing answers on paper which represent the KD 3.9/ C3/ point 2, 3, 6 10, 11, and 16.
- In formulating conclusion phase 2 showed activity to discuss and conclude what the student have learned which represent the KD 3.9/ C4/ point 6, 7, 8, and 15.
- In orientation phase 3 showed the information about the learning process and the material to be studied, which represent KD 3.9/ C1/ points 4, 6, 11, 16, and 18.
- In formulating problem phase 3 showed the material about superlative degree. which represent the KD 3.9/ C1/ point 4, 6, and 10
- In formulating hypothesis phase 3 showed activity to guess the different between three objects which represent the KD 3.9/ C2/points 3, 8, 11, 12, and 15.
- In collecting information phase 3 showed activity to play a game namely “who’s the... “ game, which represent the KD 4.9/ P1/ point 1, 8, 9, 10, 14, 15, and 16.
- In testing hypothesis 3 showed activity to writing answer on paper which represent the KD 4.9/ P3/ point 6, 5, 9, 14, 17, and 18.

- In formulating conclusion phase 3 students will make conclusions or summaries about comparison which represent the KD 4.9/ C4/ point 1, 2, 3, 9 and 14.

## 2. The Result of Design Phase

After collecting the above data, the researcher began to create a material blueprint, an outline of the material that describes the components that will be created in the form of a complete material. The blueprint includes the following components:





### a. The Blueprint Content

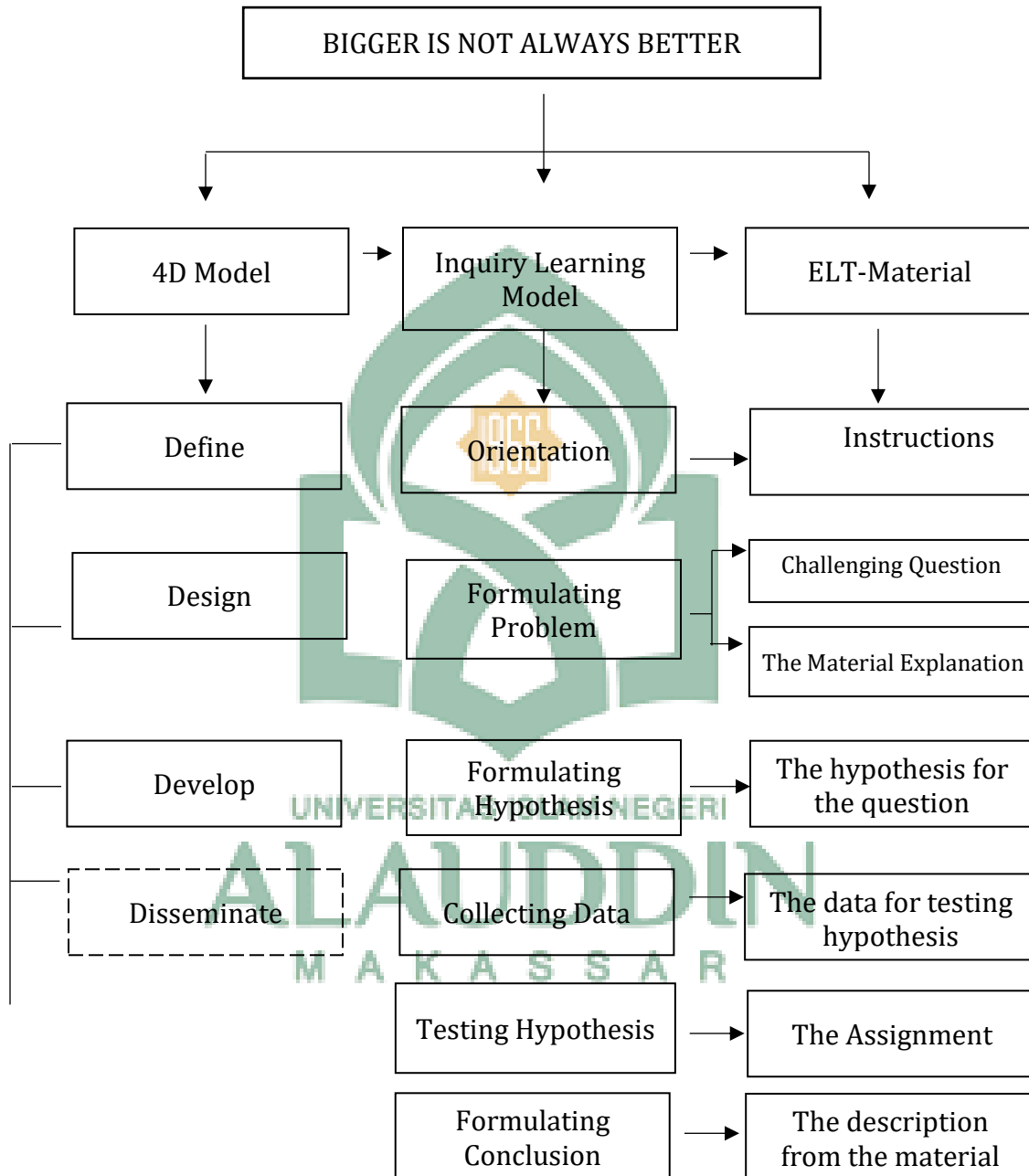


Figure 4. 1 The Blueprint

Tabel 4. 29 The explanation of the blueprint

Inquiry Learning Model	ELT Material
Orientation 1	The motivation about material that will be learned (positive degree)
Formulating problem 1	Understanding the material about the positive degree
Formulating hypothesis 1	Completing a sentence in short story.
Collecting data 1	Analyzing the conversation that contains positive degree sentences
Testing hypothesis 1	Making sentences about the positive degree
Formulating conclusion 1	Discussing and concluding what the students have learned
Orientation 2	The motivation about the material that will be learned (comparative degree)
Formulating Problem 2	Understanding the material about the comparative degree
Formulating hypothesis 2	Playing a game namely "Broad race game"
Collecting data 2	Looking for something comparable around the school

Testing hypothesis 2	Making some sentences about comparative degree
Formulating conclusion 2	Discussing and concluding what the students have learned
Orientation 3	The motivation about the material that will be learned (superlative degree)
Formulating problem 3	Understanding the material about the superlative degree
Formulating hypothesis 3	Guessing the differences between three pictures
Collecting data 3	Playing a game namely “who’s the... game” for collecting information
Testing hypothesis 3	Making some sentences about superlative degree
Formulating conclusion 3	Discussing and concluding what the students have learned

### **b. The result of product design through inquiry learning**

The inquiry learning technique was used to construct the material structure after the blueprint was designed. A representation of the content is included in each step of the inquiry model; this is the learning model that organizes the content.

Basic Competency 3.9 and 4.9

- **Orientation (1):**

This stage is the first step to building a responsive learning atmosphere. The teacher will direct students to be ready for learning. The teacher introduces students to the material that will be studied today, namely comparison. Students are ready to hear the teacher explain the material. and understand what is done during the lesson and about the assignments given.

- **Formulating Problem (1):**

At this stage teacher will provide an explanation of the types of comparisons that will be studied later. At this first meeting, the teacher discussed the positive degree to students through pictures.

- **Formulating Hypothesis (1):**

The teacher gives a short story to the students, the teacher reads then the students repeat it. after that, the teacher gives the students the opportunity to complete the empty sentences in the short story by looking at the available answer choices. Students are allowed to express freely about their opinions and are also trained to think critically.

- **Collecting Data (1):**

Students are divides into pairs. Teacher gives the students a conversation that contains positive degree sentences. The teacher will read the conversation then students repeat it, this activity should be able to improve students' reading skills. and pronunciation skills. after that the

students will be given the task of finding sentences that show positive degree in the conversation.

- **Testing Hypothesis (1):**

This stage is called testing hypothesis. The teacher explains to the students that the students and their partners have to make sentences like the examples previously explained by the teacher or look at the examples in the book. After finishing, the teacher tells the students to prepare themselves to in front of the class to showcase their work. Students come forward to read out their work and other groups are expected to give responses or suggestions.

- **Conclusion (1):**

This part is the last part in learning positive degree. After learning about comparison or positive degree. The teacher asks the students to reflect on the lesson and write a journal about the materials and activities that the students like most.

- **Orientation (2)**

This stage is the first step to building a responsive learning atmosphere. The teacher will direct students to be ready for learning. The teacher introduces students to the material that will be studied today, namely comparative degree. Students are ready to listen to the explanation of the material from the teacher and understand what is done during the lesson and about the assignments given.

- **Formulating problem (2):**

The reason this phase is known as the formulating problem stage is that the teacher will explain the material about comparative degree to students.

- **Formulating Hypothesis (2):**

This phase is formulating hypotheses. The teacher places the students into groups; each group has five members. The teacher writes some adjective words on the board. Student will play the broad race game, students will write the comparative form of the adjective written in the column.

- **Collecting Information (2):**

This stage is collecting information. Students are given instructions to regroup with their group, and are given the task of making five comparative degree sentences based on what was around them. In accordance with what is previously explained by the teacher, students will collect information by going around the school to look for something that can be compared and determine answers through discussions with their group mates.

- **Testing Hypothesis (2):**

This part is hypothesis testing. The teacher explains to the students that after the students have found something that they can compare based on what is around them, the students with their partners should make sentences like the examples previously explained by the teacher or look at the examples in the book. After finishing, the teacher tells the students to

prepare themselves to present their work in front of the class. Students come forward to read out their work and other groups are expected to give responses or suggestions.

- **Conclusion (2):**

This part is the last part in learning positive degree. After learning about comparative degree. The teacher asks the students to reflect on the lesson and write a journal about the materials and activities that the students like most.

- **Orientation (3):**

This stage is the first step to building a responsive learning atmosphere. The teacher will direct students to be ready for learning. The teacher introduces students to the material that will be studied today, namely superlative degree. Students are ready to listen to the explanation of the material from the teacher and understand what is done during the lesson and about the assignments given.

- **Formulating Problem (3):**

The reason this step is called the formulating problem is that the teacher will use objects that the students will be shown to explain the superlative at this point.

- **Formulating Hypothesis (3):**

This stage is called the formulating hypothesis. The teacher shows the students three animal pictures. Students guess directly the difference between the three pictures, then the teacher explains about the superlative

degree. Students are given the freedom to express their opinions and are also trained to think critically.

- **Collecting Information (3):**

This stage is collecting information. At this stage students will play a game called "who's the....." game. The teacher has prepared 21 adjective words written on colored paper and put in a box. Students one by one will randomly select the paper, then will open it simultaneously when they get instructions from the teacher. In accordance with the name of the game, who's the..... game, students will look for students who best match the adjective they get. For example, Lia gets the verb the most handsome, Lia will look for or find who is the most handsome friend according to her in class.

- **Testing Hypothesis (3):**

This part is referred to as hypothesis testing. this part is referred to as hypothesis testing. This stage is an extension of the who's the... game. After students get the information according to the question, they write the answer on a paper with the format "I think/believe/hold that the..... student in the class is ....., because he/she.....". e.g. I think the most handsome student in the class is felix, because he always looks dashing and neat every day. When finished, the teacher told the students to prepare themselves to present their work in front of the class. Students go up to read their work and other groups are expected to be able to provide feedback or suggestions.



- **Conclusion (3):**

This part is the last part in learning positive degree. After learning about superlative degree. The teacher asks the students to reflect on the lesson and write a journal about the materials and activities that the students like most.



### 3. The Result of English Material Development

#### a. Conceptual Map

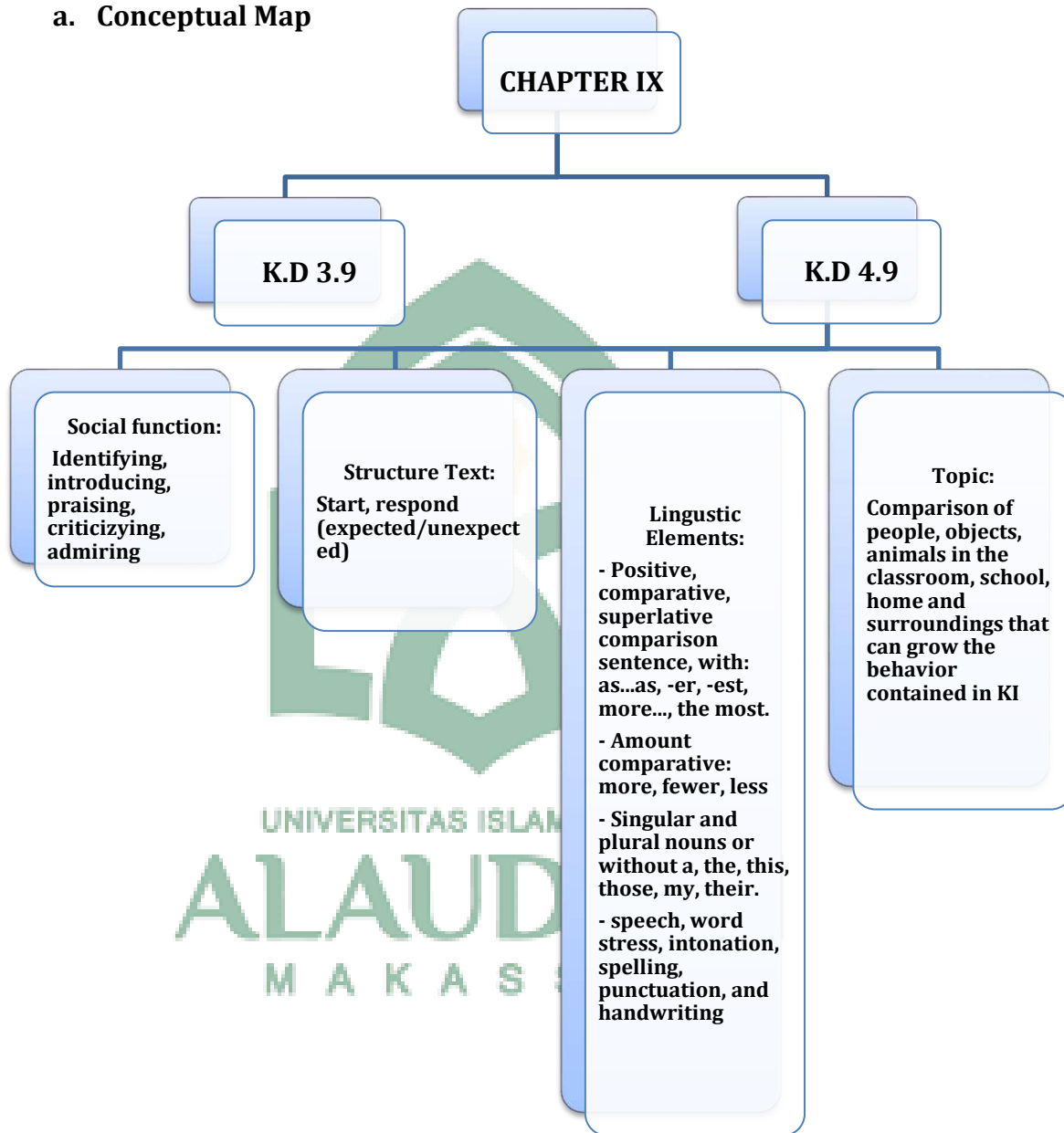


Figure 4. 2 A framework for English Material in chapter IX based on syllabus

The entire English competence procedure can be implemented by creating a conceptual framework of English competence based on the syllabus.

The conceptual framework includes important elements that underlie the content of the syllabus. The syllabus should contain three main pedagogical methods to provide learning experiences tailored to students' needs and the analysis of basic competencies i.e.:

1) Providing Language Skill

Through this process, researcher can provide students with integrated English resources, such as themes covered in worksheets and materials, linguistic components, text structures, and social functions. In addition, the subjects chosen for study are tailored to the students' level of proficiency and aid in their acquisition of information and abilities.

2) Providing Opportunities to Use Integrated Skills

The needs of the students are combined with the necessary foundational competencies by the researcher. Functional and interactive activities can therefore be offered. Students learn integrated abilities in communication, extensive reading, sentence composition, table completion, matching pictures to their correct names, and filling in the blanks through functional exercises. The researcher, on the other hand, seeks to employ stimuli.

3) Reviewing Learning Outcomes

The purpose of this technique is to evaluate students' proficiency in the English language by offering engaging topics inside each chapter. Students are now given the chance to demonstrate their language proficiency in discrete phases according to the content they have studied. Regarding fundamental skills

English resources and worksheets have been effectively created using the syllabus outline's organizing structure for grades 3.9 and 4.9 of junior high school. The materials and fundamental competencies are centered around the findings of the analysis of the needs and competencies of the students.

### **b. Stating Goals**

This material is designed to help students understand the subject matter on social functions, text structures and linguistic elements. They should also be able to use English confidently after learning the English instructional materials.

### **c. Material Sequence**

The researcher's materials include the application of the four English abilities' linguistic components, text structures, and social functions. The four talents are speaking, writing, reading, and listening. For every ability, the researcher employed a single kind of learning strategy. In order to help students become more proficient speakers, the researcher included a dialogue between two speakers in the speaking material. Students can also practice speaking with friends and present their learning outcomes orally in class. In reading materials, reading passages consisting of vocabulary and Researchers use text paragraphs to help students become more proficient readers by having them comprehend the reading passages and provide answers to questions pertaining to the passages. By placing the given words into appropriate phrases, the researcher employed word arrangement to help students write better. For speaking and listening skills, the method of question and answer between students was used by the teacher, through the teacher's explanation delivered orally, and listening to the report of students' findings in class orally.

#### **d. The Organization of the Materials**

##### **1) Cover**

The unit title, material title, animated image, school name, and class name are all included on the cover, which is the first page of the unit. The module title is “Bigger is not Always Better”, created as supplementary material in the learning process. The base color is lavender, the choice of lavender as the base color is because the lavender color gives a calming, comfortable, and peaceful effect when looking at it. Additionally, lavender was chosen to enhance the module’s aesthetic. In addition, the inclusion of the Uin Alauddin Makassar logo with the aim of the university logo will provide the identity of the learning module as an official product of the university so that it is more credible and recognized as part of the institution-related education.

##### **2) Page of Learning Objective**

This page contains essential learning objectives. Showing learning objectives in the module provides learners with clarity regarding the expected accomplishments by the end of the learning experience. Well-defined objectives offer explicit direction on the desired knowledge, skills, attitudes, or outcomes to be attained through the learning process. This enables learners to concentrate their efforts and precisely understand what they need to accomplish.

### 3) The main part of the Book

The main part of this module includes several sub-headings, namely, determining orientations, formulating problems, formulating hypothesis, collecting information, testing hypothesis and formulating conclusions. Then page of summary, page of dictionary and page of module developer.

#### e. English Module Before and After Development

The researcher demonstrates how the English module was graphically presented both during and after creation in this part. The main objective is to illustrate how the module differs from the average reality textbook, with particular attention to the development of chapter IX.



Figure 4. 4 Before Development




Figure 4. 3 After Development

There are differences between the current and enhanced modules, especially on the unit cover page. The current textbook features pictures of child

and teenager and a picture of a scale in the middle to emphasize that the material in this chapter is about a comparison.



Figure 4.5 After Development

After the development stage, there are additional inquiry learning steps such as orientation. The orientation stage is the initial stage in a learning process that serves as motivation about the material that will be learned.




Figure 4.7 Before Development




Figure 4.6 After Development




Figure 4.9 Before development




Figure 4.8 After Development

A few sections of the textbook were looked at both before and after the changes. A wider range of forms have been used to increase student activities, there are explanations of material, more varied group activities, and games. In addition, there was also the addition of interesting and varied images.




Figure 4.10 After Development

This newly designed module adds a summary page, which helps learners to get information more quickly about the material in the book.





Tabel 4. 30 Experts' advise on the developed textbook

No.	Reviewers	Suggestions
1	Consultants	Pay attention to grammatical errors
2.	Validator 1	<p>The module is good, the material is also good, but there are some things that needs to be changed:</p> <ul style="list-style-type: none"> <li>• Page 2 (formulating problem): Make it simple, especially the shape.</li> <li>• Page 6 (conclusion 1): work in group changed to individual work.</li> <li>• Page 11 (testing hypothesis): Change the shape and don't overuse the concept of women because not all students are women.</li> <li>• Page 12 (conclusion): work in group changed to individual work.</li> <li>• Page 17 (testing hypothesis): The pink background color was changed</li> <li>• Page 19 (Summary): The background was changed to white</li> </ul>

		color and the font was changed to black color.
3.	Validator 2	<ul style="list-style-type: none"><li>• Provide a description or explanation of the topic being studied.</li><li>• In learning styles, there are 85% of students who choose working groups, but in this module the direction for working groups is still lacking.</li><li>• There is a question about games in learning styles, and those who choose about 65%, but in this module there are no games found.</li></ul>

## 2) General Content Expert Validation

The result of the English materials and worksheets review of expert

Tabel 4. 31 Syllabus Design Result

Statement	Score from Validator 1	Score from Validator 2	Mean Score	Result
<b>1. Cover design</b>				
1.1 The cover is attractive to the learners	3	4	3,5	Valid
<b>2. Layout</b>				
2.1 The layout is clear for learners	3	3	3	Valid
2.2 The layout is attractive to the learners	3	3	3	Valid
<b>3. Instructional objectives</b>				
3.1 The instructional objectives are clear	3	4	3,5	Valid
3.2 The instructional objectives are understandable	3	4	3,5	Valid
3.3 The instructional objectives ordered appropriately	3	4	3,5	Valid

3.4 The instructional objectives reflect to the topic	3	4	3,5	Valid
<b>4. Organization of material</b>				
4.1 The materials are organized attractively	4	3	3,5	Valid
4.2 The organization of material in the form of units is appropriate	4	4	4	Very Valid
4.3 The materials are organized in logically ordered tasks	4	4	4	Very Valid
4.4 The themes and topics are relevant to the learning material in each basic competency.	4	3	3,5	Valid
4.5 They are arranged in a logical sequence on the basis of topic or theme following the indicators	3	3	3	Valid
4.6 The material cover a variety of topics and situation following the indicators	4	4	4	Very Valid
4.7 The material have already represented the indicators	4	4	4	Very Valid
4.8 The materials are organized in logically ordered tasks following the blueprint	4	4	4	Very Valid
4.9 The material are appropriate with the structure of inquiry learning model	4	4	4	Very Valid
4.10 The material consist of the subject matters	4	3	3,5	Valid
4.11 The material compiled based on the inquiry	4	3	3,5	Valid

learning model and can increase the students' motivation				
<b>5. Systematic Content of English</b>				
5.1 The integrated skills are appropriate to the student level and needs.	3	4	3,5	Valid
5.2 There are three subject matters (social function, structure text, and linguistics element) in each basic competency.	4	4	4	Very Valid
5.3 The structure of arranging the materials following the inquiry learning model	3	4	3,5	Valid
<b>6. Activities/ Exercises/ Tasks</b>				
6.1 The activities, exercises and tasks are interesting.	4	3	3,5	Valid
6.2 The activities, exercises and task are aimed in developing student comprehension.	4	4	4	Very Valid
6.3 They provide for a real world use of language in daily lives.	4	4	4	Very Valid
6.4 The situations of the activities, exercises and tasks in each subject matter are appropriate to the learner's level and need.	3	4	3,5	Valid
6.5 The activities, exercises and tasks provide for varying learning arrangement like pairs and working in group.	3	4	3,5	Valid

6.6 The activities, exercises and tasks focus on student's comprehension for each indicator.	3	4	3,5	Valid
6.7 The instruction for the activities, exercises and tasks are simple and clear.	3	3	3	Valid
6.8 The activities, exercises and tasks allow for the teacher's initiative to modify the activities.	3	3	3	Valid
6.9 The activities, exercises and tasks' instructions are clear and structured	4	4	4	Very Valid
<b>Total: 3.58 = Very Valid</b>				

The validation results were taken from the observation sheet given to the experts. The observation sheet includes things such as cover, layout, learning objectives, organization of material, systematics of material content, and activities, tasks, and exercises. After all items were evaluated and the results were good, the teaching materials were declared valid.: The subject matter has been designed very well for the following reasons: the goals and objectives are defined, the development framework is provided, and the idea of an inquiry-based learning model is systematically presented (first expert). the materials and the materials as a whole correspond to the blueprint (second expert). Due to the validation checklist, the validity level of the material development is very much in accordance with the blueprint, so it can be concluded that it is appropriate.

### **g. The strength of the material**

There are a number of benefits that enhance the earlier resources after the English learning materials are designed. These resources have an advantage over the previous ones because they are made with the inquiry learning model in mind. This allows teachers to teach pupils in a methodical manner based on the model's stages. Furthermore, the materials that are being shown have been designed in an intriguing manner. Researchers created learning resources for Basic Competencies 3.9 and 4.9 using a variety of captivating visuals from the students' surroundings. With the help of the provided cartoon and real visuals, students will have no trouble understanding and remembering the subject they have learnt. Students can envision and construct visual characters in their boxes by using both.

### **B. Research Discussion**

This study's main goal was to provide inquiry-based learning materials (ELT) for MTS Islamic Boarding School Abnaul Amir Gowa's eighth-grade pupils. After that, the researcher created her three survey questions in relation to the advancement. The researcher's extra interpretation and comments are as follows:

#### **1. The needs of the eighth grade students in Islamic Boarding School Abnaul Amir Gowa based on inquiry learning model based ELT materials of "Degrees of Comparison" unit**

To analyze students' needs, a questionnaire was developed. The creation process began by selecting the components to be included in the questionnaire and ended by formulating six sections. The initial section is the cover, which consists of one question. The second section included two questions regarding the layout of the developed module. The third section consists of five questions



designed to determine the instructional objectives of the module. The fourth section consists of eleven questions designed to understand the structured learning objectives. The fifth section consists of three questions regarding the Systematic Content of English. Simultaneously, the sixth section consisted of nine questions regarding Activities/ Exercises/ Tasks in the developed learning module.

The purpose of the questionnaire's questions was to gain insights into the systematic learning requirements of the students in order to tailor materials that suit their needs. Additionally, the questionnaire was not directly administered to the students but was reviewed and advised by experts. These experts revised specific answer options for each question, resulting in the final version of the questionnaire, which was then distributed among the students. Consequently, the experts deemed the survey's outcomes valid and valuable, as they were pertinent and applicable to the students.

This study found that using the Inquiry Learning Model at the Islamic boarding school Abnaul Amir Gowa led to significant improvements in students' academic performance and learning of the English language, especially when dealing with brief functional texts. Inquiry learning in science helps students acquire better perceptual skills as it allows them to use their cognitive and physical abilities to understand natural phenomena and the world around them. This kind of learning should show students the nature of scientific study and the way learning is realized. Renowned educators, such as Wynne Harlen (2004), have acknowledged the model's capacity to inspire students to participate and cooperate in problem-solving actively.

Kusmaryono Heru and Setiawati Rokhis (2013) supports these findings, stating that in the inquiry learning model, teachers act as facilitators and help students discover problems and questions by guiding them through the inquiry learning process. The inquiry approach sees students as active thinkers who seek, examine and process information from their environment for a variety of purposes that best suit their mental nature.

Experts recommend incorporating various learning methodologies, including the Inquiry Learning Model, group project-based, and game-based learning, to encourage student motivation and deeper understanding. By creating a welcoming learning environment that actively promotes student participation and aligns with students' interests, the educational experience is substantially enriched.

In conclusion, utilizing the Inquiry Learning Model at the Islamic boarding school Abnaul Amir Gowa can elevate the overall quality of instruction and students's academic performance in English. This approach prioritizes student-centered education and involvement in learning, helping students overcome obstacles and develop a thorough comprehension of the language. Integrating multiple learning modalities significantly creates a more engaging and effective educational environment

## **2. The prototype of inquiry learning model-based ELT materials of “Degrees of Comparison” unit**

After getting and analyzing the students' needs, the researcher designed the prototype or blue print based on students' needs. The blue print used 4D model (Define, Design, Develop, and Disseminate) because this model is

relevant to the researcher's step in developing the learning tool. The blue print also content the steps of inquiry learning and ELT material that explained one by one clearly.

From the six stages of inquiry learning model, the researcher interested in conclusion stage because although this stage is the last, it has an important role in building students' abilities. The process of writing a reflection journal will help students to help students learn independently, train their thinking skills, train their writing skills, and obtain maximum learning results. In addition to students, writing student reflection journals will also help teachers find out the abilities and difficulties that students experience as well as activities that students like and dislike, thus enabling improvements that teachers need to make.

This relevant to the Robert Gagne (1970) theory in instructional theory because this theory is divided into 4 parts: The first is design-oriented learning, which means that learning becomes purely goal-oriented; the second is instructional methods, which depend on situational factors such as what is to be taught, the learner, learning environments, and instructional development restrictions. The third way is the component method, which focuses on the overall process, and the fourth method is probabilistic, which means the primary goal is to enhance the likelihood of the desired learning outcomes. From that 4 points of the Instructional theory, the researcher is sure that the prototype or the blue print is relevant with that this theory because all of the point are fulfilled properly in the learning tool.

### 3. The validity rate of English material of ‘Degrees of Comparison’ unit

The level of validity of the English text will be the next topic discussed. After the oral and written communication module using the inquiry model to meet students' needs, the researcher proceeded to the next step, which is to verify with experts whether the module meets the needs of students by using the inquiry method or not. The validation process was carried out on two experts. The findings obtained from this research were accepted by both experts. There are several assessments made by experts, one of which is Activities/ exercises/ Task.

In this assessment, it will be assessed whether the tasks in the module are interesting, whether they can improve students' understanding, whether they use words that are easy for students to understand, whether the tasks given are appropriate to the level and needs of students, whether the tasks are varied such as in groups or pairs, whether the instructions in each task are simple, clear, and structured, and whether the activities provide space for the teacher to modify the activities. The activities contained in the module are based on the need analysis. In each task, instructions are given that are easy for students to understand, for example, students will do what activity in this task and whether this task is done individually, in pairs, or in groups. According to the experts, the module is authentic and can be used as a substitute learning resource for students who will enhance their learning because it generally matches the demands of the students as well as a number of other determining variables.

## CHAPTER V

### CONCLUSION AND RECOMMENDATION

#### *A. Conclusion*

Based on the developed research questions, the study systematics allows for the following conclusions to be drawn.

1. During the design stage, the researcher created a syllabus design in order to create materials that were adapted from the syllabus of previous study that also produced ELT materials based on the inquiry learning paradigm. The unit title, essential skills, indicators, language focus, input, variety of activities, and time allotment are all included in the syllabus design. At this stage, the researcher incorporated some activities into the assignment and added inquiry learning to the curriculum. After weighing the importance of the subject and the overall balance of the module, the inquiry learning model was chosen. Before piecing the syllabus design together into a module, the researcher identified each component
2. The materials utilized in the development process were carefully chosen, eliminated, and chosen by the researcher based on their suitability. They also chose the visual elements of the module, such as the color scheme, font styles, and other details.
3. The data analysis results were submitted to the supervisor for assessment during the analysis stage before progressing to the next phase. In the design stage, the syllabus design results were presented for validation by validators. Finally, after a systematic development and revision process, the English

textbook based on the inquiry learning attained a level of feasibility approved by the validators.

### ***B. Recommendations***

The findings of this study provide various recommendations, the first of which is to conduct further research, namely at the dissemination stage of the 4D model. Further research can be conducted to find out how the use of instructional module based on inquiry learning models can affect student activeness in the learning process.

Second, further research is expected to be adapted to the developing technology so that students are not outdated and apply this module not only in one school but in all junior high schools.



## BIBLIOGRAPHIES

- Ahmad, Djuwairiah. "Understanding the 2013 Curriculum of English Teaching through the Teachers" and Policymakers" Perspectives." *International Journal of Enhanced Research in Educational Development (IJERED)* ISSN (2014): 6–15. [www.erpublications.com](http://www.erpublications.com).
- Amali, Khairul, Yenni Kurniawati, and Zuhiddah Zuhiddah. "Pengembangan Lembar Kerja Peserta Didik Berbasis Sains Teknologi Masyarakat Pada Mata Pelajaran IPA Di Sekolah Dasar." *Journal of Natural Science and Integration* 2, no. 2 (2019): 70.
- Ananingsih, Yuni. "EFEKTIVITAS INQUIRY BASED LEARNING (IBL) PADAPEMBELAJARAN REAKSI OKSIDASI-REDUKSIUNTUK PESERTA DIDIK KELAS XSMA KOLOMBO YOGYAKARTA," 2012.
- Ausubel, David Paul. *The Acquisition and Retention of Knowledge: A Cognitive View*. Springer Science & Business Media, 2012.
- Azhar, Arsyad. "Media Pembelajaran, Jakarta: PT." *Raja Grafindo Persada* (2007): 15–85.
- Danim, Sudarwan. "Menjadi Peneliti Kualitatif: Rancangan Metodologi." *Presentasi dan Publikasi Hasil Penelitian untuk Mahasiswa dan Peneliti Pemula Bidang Ilmu-ilmu Sosial, Pendidikan dan Humaniora*, Penerbit Pustaka Setia, Bandung (2002).
- Degeng, I Nyoman Sudana, and Nyoman Sudana. "Teori Pembelajaran 2: Terapan." *Malang: Program Magister Manajemen Pendidikan Universitas Terbuka* (2006).
- Dick, Walter, Lou Carey, and J Carey. "The Systematic Design of Instruction. Fouth Edition." New York: Harper Collin College Publisher, 1996.
- Efendi, Saprin, Saiful Akhyar Lubis, and Wahyudin Nur Nasution. "Problematika Pembelajaran Pendidikan Agama Islam Di Sd Negeri 064025 Kecamatan Medan Tuntungan." *EDU-RILIGIA: Jurnal Ilmu Pendidikan Islam dan Keagamaan* 2, no. 2 (2018).
- Gall, Meredith Damien, Walter R Borg, and Joyce P Gall. *Educational Research: An Introduction*. Longman Publishing, 1996.
- Handoyono, Nurcholish Arifin, and Zainal Arifin. "Pengaruh Inquiry Learning Dan Problem-Based Learning Terhadap Hasil Belajar Pkkr Ditinjau Dari Motivasi Belajar." *Jurnal Pendidikan Vokasi* 6, no. 1 (2016): 31.
- Heru, Kusmaryono, and Setiawati Rokhis. "Penerapan Inquiry Based Learning Untuk Mengetahui Respon Belajar Siswa Pada Materi Konsep Dan Pengelolaan Koperasi." *Jurnal Pendidikan Ekonomi Dinamika Pendidikan* 8, no. 2 (2013): 133–145. <https://journal.unnes.ac.id/nju/index.php/DP/article/viewFile/3369/3278>.

- Ifani, Putri Nurul, Sitti Nurpahmi, and Djuwairiah Ahmad. "Developing Inquiry Learning Model-Based English Instructional Materials for the Seventh Grade of Junior High School." *English Language Teaching for EFL Learners 2*, no. 2 (2020): 13.
- Jajang Bayu Kelana, D. Fadly Pratama. *Bahan Ajar Ipa Berbasis Literasi Sains. LEKKAS Jl. Udawa No. 18 A Bandung 40172*. Vol. 0, 2019.
- Khotimah, Husnul, Asep Supena, and Nandang Hidayat. "Indonesia 2 Universitas Negeri Jakarta. Jalan Rawamangun Muka, RT.11/RW.14, Jakarta Timur." *Islam Jakarta. Jalan Raya Klp. Dua Wetan No.1C 8*, no. 1 (2019): 17–28.
- Kitao, Kenji. "Selecting and Developing Teaching / Learning Materials." *The Internet TESL Journal* 4, no. 4 (1997): 3–7.
- Latif, Khawaja Fawad. "An Integrated Model of Training Effectiveness and Satisfaction with Employee Development Interventions." *Industrial and Commercial Training* 44, no. 4 (2012): 211–222.
- Lexi, J. "Moleong, 2008. Metode Penelitian Kualitatif." *Bandung: PT Remaja Rosdakarya* (n.d.).
- Miles, Matthew B, A Michael Huberman, and Johnny Saldana. *Qualitative Data Analysis*. SAGE, 2014.
- Mubar, Miftahul Khair Nur Ali. "Volume I, Number 02, December 2015." *ETERNAL (English, Teaching, Learning, and Research Journal)* I, no. 02 (2015): 257–269.
- Mufidati, Elok, English Language, and Study Program. "An Evaluation of the Textbook When English Rings a Bell Used By Eighth Grade Students At Smp Muhammadiyah 10 Surakarta" (2019).
- Pemerintah Indonesia. "Peraturan Menteri Pendidikan Nasional Nomor 2 Tahun 2008 Tentang Buku" (2008): 1–9. [https://jdih.kemdikbud.go.id/arsip/Nomor 2 Tahun 2008.pdf](https://jdih.kemdikbud.go.id/arsip/Nomor%20Tahun%202008.pdf).
- Pendidikan, Menteri, D A N Kebudayaan, and Republik Indonesia. "Jdih.Kemdikbud.Go.Id" (2018).
- Prastowo, Andi. "Pengembangan Bahan Ajar Tematik." Yogyakarta: Diva Press, 2013.
- Prof., Dr sugiyono. "Prof. Dr. Sugiyono, Metode Penelitian Kuantitatif Kualitatif Dan R&d. Intro ( PDFDrive ).Pdf." *Bandung Alf*, 2011.
- Reigeluth, Charles M. *Instructional-Design Theories and Models: A New Paradigm of Instructional Theory, Volume II*. Routledge, 2013.
- Rispatiningsih, Dwi Maryani, and Ayu Lestari. "Analisis Bahan Ajar Bahasa Inggris." *Jurnal Agama Dan Ilmu Pengetahuan* 6 (2020): 35–46.
- Salim, Agus. "Teori Dan Paradigma Penelitian Sosial: Buku Sumber Untuk Penelitian Kualitatif Edisi Kedua." Yogyakarta: Tiara Wacana (2006).



- Sanjaya, Wina. "Strategi Pembelajaran Berbasis Standar Proses Pendidikan." *Jakarta: Kencana Prenada Media* (2006).
- Sari, Ika. "Aplikasi Kamus Bahasa Inggris Dilengkapi Dengan Fasilitas Teknologi Text To Speech Berbasis Android." *Jurnal Teknologi dan Ilmu Komputer Prima (JUTIKOMP)* 1, no. 1 (2018): 28-30.
- Sari, Maila, Sri Rizki Murti, Mhmd Habibi, Laswadi Laswadi, and Nur Rusliah. "Pengembangan Bahan Ajar E-Book Interaktif Berbantuan 3D Pageflip Profesional Pada Materi Aritmetika Sosial." *Jurnal Cendekia: Jurnal Pendidikan Matematika* 5, no. 1 (2021): 789-802.
- Siemens, George. "Connectivism: Learning as Network-Creation." *ASTD Learning News* 10, no. 1 (2005): 1-28.
- Sukendra, I Komang, I Kadek Surya Atmaja. *Instrumen Penelitian. Journal Academia*, 2020.
- Thiagarajan, Sivasailam. "Instructional Development for Training Teachers of Exceptional Children: A Sourcebook." (1974).
- Towers, Jo, and E. Lisa Panayotidis. "Leading Inquiry-Based Learning." *Journal of Teaching and Learning* 8, no. 2 (2012).
- Triandy, Rendy. "PEMBELAJARAN MENGIDENTIFIKASI IDE POKOK DALAM ARTIKEL DENGAN METODE INQUIRY PADA SISWA KELAS X SMA PASUNDAN 2 BANDUNG: Metode Inquiry: Ide Pokok: Teks Artikel." *Literasi: Jurnal Ilmiah Pendidikan Bahasa, Sastra Indonesia dan Daerah* 7, no. 2 (2017): 143-152.
- Trowbridge, L. "Bybee." *R. W* (1986).
- Vahlia, Ira, and Rina Agustina. "Perbandingan Hasil Belajar Discovery Learning Berbasis Problem Solving Dan Group Investigation Berbasis Problem Solving Pada Pembelajaran Metode Numerik." *AKSIOMA: Jurnal Program Studi Pendidikan Matematika* 5, no. 1 (2016): 82-93.
- Vismaia, Damayanti S, and A R Syamsudin. "Metode Penelitian Pendidikan Bahasa." *Bandung: PT Rosdakarya* (2007).
- Vygotsky, L, and M Cole. "Lev Vygotsky: Learning and Social Constructivism." *Learning theories for early years practice* 66 (2018): 58.
- Wiratemaja, I Gusti Ngurah Agung, I Made Tegeh, and Ketut Pudjawan. "PENGEMBANGAN MULTIMEDIA PEMBELAJARAN MATA PELAJARAN BAHASA INGGRIS KELAS X SEMESTER GENAP DI SMKN 2 SUKAWATI." *Jurnal Edutech Undiksha* 2, no. 1 (2014).
- yang Menyenangkan, Alternatif Desain Pembelajaran. "Ahmadi, Abu. 2005. Strategi Belajar Mengajar. Bandung: CV Pustaka Setia. Arifin, Zainal. 2011. Penelitian Pendidikan Metode Dan Paradigma Baru. Bandung: Remaja Rosdakarya. Basri, Hasan. 2015. Paradigma Baru Sistem Pembelajaran. Bandung" (n.d.).

“Gary Nottis at (1),” n.d.



**APPENDIX XI**  
**Documentations**



## CURRICULUM VITAE



Yulia Putri Utami was born on July 31<sup>st</sup>, 2002 in Takalar, South Sulawesi. She is the first child and the daughter of Mas'ud and Muliaty, and has one sister named Melisa Wulan Putri.

In 2007, Yulia Putri Utami began her education at SDN No.56 Lassang II, where she graduated in 2013, then to SMP Negeri 2 Pallangga, and completed her studies there in 2016. Subsequently, she enrolled at SMA Negeri 6 Takalar and graduating in 2019.

Then the next year, Yulia Putri Utami pursued her higher education at UIN Alauddin Makassar. She enrolled in the Faculty of Tarbiyah and Teacher Training, specifically in the English Education Department, and remained a student there from 2019 to 2024.



UNIVERSITAS ISLAM NEGERI  
**ALAUDDIN**  
M A K A S S A R