

**DEVELOPING SUGGESTED ELT MATERIAL BASED ON RELIGIOUS
MODERATION FOR THE ELEVENTH GRADE STUDENTS AT
MAS MADANI ALAUDDIN PAO-PAO: INVITATION UNIT**



A Thesis

Submitted in Partial Fulfillment of the Requirements for the Degree of
Sarjana Pendidikan (S.Pd) in English Education Department
The Faculty of Tarbiyah and Teacher Training
Universitas Islam Negeri Alauddin Makassar

UNIVERSITAS ISLAM NEGERI
ALAUDDIN
M A K A S S A R

By

NUR AINUN YUSUF

Reg. Number 20400120078

**ENGLISH EDUCATION DEPARTMENT
THE FACULTY OF TARBİYAH AND TEACHER TRAINING
UNIVERSITAS ISLAM NEGERI ALAUDDIN
2024**

PERNYATAAN KEASLIAN SKRIPSI


Mahasiswa yang bertanda tangan di bawah ini:

Nama : Nur Ainun Yusuf
NIM : 20400120078
Tempat/Tanggal Lahir : Makassar, 28 April 2002
Jurusan/Prodi/Konsentrasi: Pendidikan Bahasa Inggris
Fakultas/Pascasarjana : Tarbiyah dan Keguruan
Alamat : Jl. Batesalapang Lr.2 Pa'dendeang
Judul : *Developing Suggested ELT Material Based on Religious Moderation for The Eleventh Grade Students at MAS Madani Alauddin Pao-Pao: Invitation Unit*

menyatakan dengan sesungguhnya dan penuh kesadaran bahwa skripsi ini benar adalah hasil karya sendiri. Jika di kemudian hari terbukti bahwa ia merupakan duplikat, tiruan, plagiat, atau dibuat oleh orang lain, sebagian atau seluruhnya, maka skripsi dan gelar yang diperoleh karenanya batal demi hukum.

Gowa, 26 Agustus 2024

Penyusun,



Nur Ainun Yusuf
NIM: 20400120078

PENGESAHAN SKRIPSI

Skripsi berjudul *“Developing Suggested ELT Material Based on Religious Moderation for the Eleventh Grade Students at MAS Madani Alauddin Pao-Pao: Invitations Unit”*, yang disusun oleh Saudari Nur Ainun Yusuf, NIM: 20400120078, mahasiswi Program Studi Pendidikan Bahasa Inggris Fakultas Tarbiyah dan Keguruan UIN Alauddin Makassar, telah diuji dan dipertahankan dalam sidang Ujian Skripsi (Munaqasyah) yang diselenggarakan pada hari Senin, tanggal 19 Agustus 2024 M. bertepatan dengan tanggal 14 Safar 1446 H, dinyatakan telah dapat diterima sebagai salah satu syarat untuk memperoleh gelar Sarjana Pendidikan pada Jurusan Pendidikan Bahasa Inggris dengan beberapa perbaikan.

Gowa, 26 Agustus 2024

DEWAN PENGUJI:

Nomor SK 3727 Tahun 2024

Ketua Sidang : Dr. Sitti Nurpahmi, S.Pd., M.Pd.

Sekretaris Sidang : Dr. Azizul Hakim M.Pd.I.

DEWAN PENGUJI :

1. Dr. Hj. Mardiana, M.Hum.
2. Muhammad Syahrudin Nawir, M.Hum.
3. Masykur Rauf, M.Pd.
4. Nur Aliyah Nur, M.Pd

Disahkan Oleh:

Dekan FTK UIN Alauddin Makassar,


Dr. H. Andi Achruh, M.Pd.I
NIP 196609081994031002

ACKNOWLEDGEMENT

بِسْمِ اللَّهِ الرَّحْمَنِ الرَّحِيمِ

Alhamdulillah, the researcher praises the presence of Allah *subhānahū wa ta'ālā*, the God Almighty and the Most Merciful who has bestowed His mercy and wisdom and has provided opportunities, strength, and health during and bestowed his grace and wisdom so that researcher can complete writing this thesis. The researcher also says prayers and greetings to the Prophet Muhammad *sallallāhu 'alaihi wa sallam as rahmatan lil'alamin* who has guided his people to the right path and has always been the best source of inspiration and example for mankind.


During the thesis writing process, the researcher received a lot of meaningful assistance from several parties such as, direction, advice, input, advice, encouragement and support that was invaluable. Without this help, this thesis is not being completed properly as it should. Therefore, researcher want to convey her gratitude to these people, especially to:

1. A heartfelt gratitude is delivered to the mother, **Sumarni** for her love, prayers, and endless support during the researcher's time as an English education student at UIN Alauddin Makassar. The researcher would also like to remember her beloved father, **Muhammad Yusuf** for all the yearning, inspiration, and enthusiasm in her life journey.
2. A sincere appreciation is delivered to the rector of UIN Alauddin Makassar, **Prof. H. Hamdan Juhannis, M.A., Ph.D.**, and all his vices, for

providing an institutional home with all facilities during the study process of the researcher.

3. **Dr. H. Andi Achruh AB. Passinringi, M.Pd.I.**, the Dean of The Faculty of Tarbiyah and Teacher Training at Universitas Islam Negeri Alauddin Makassar, and all his vices.
4. A profound gratitude is presented to the head of the English Education Department **Dr. Sitti Nurpahmi, M.Pd.**, and the secretary, **Nur Aliyah Nur, M.Pd.**, together with all the lecturers and the administration staff, for the kindness, guidance, and cooperation all these times.
5. A deepest appreciation is delivered to the supervisors of the researcher, **Masykur Rauf, M.Pd.**, and **Nur Aliyah Nur, M.Pd.**, who has provided comments, corrections, advice, guidance, knowledge, and generous support to the researcher while completing this research.
6. An endless amount of gratitude to the examiners of the researcher, **Dr. Hj. Mardiana, M.Hum.**, and **Muhammad Syahrudin Nawir, M.Hum.**, who have provided corrections, additions, and suggestions to the researcher in making improvements for the final result of this thesis.
7. Special thanks to the RND team, **Aldi Anggara, Adibah Mukhlisah, Annisa Surya Pratiwi, Elsa Fitri, Risma Yani, Nurul Aulia Pratiwi**, and **Nurul Sridevi**. Thank you for being together and fighting until finally can finish this thesis together. Thank you for providing support so that the researcher is able to complete the writing of this thesis.

8. Researcher's classmates in English Education Department, PBI C and in Academic Year 2020, which helps researcher in the process of completing this thesis and informs them of the importance of unity and solidarity.
9. The researcher's idols group, BTS, SEVENTEEN, and ENHYPEN. That make researcher days more motivated through their songs and videos content.
10. People around the researcher who are not mentioned individually who have contributed in prayers, advice, inspiration, and support.



Gowa, 16 August 2024
The Researcher,

Nur Ainun Yusuf
20400120078

LIST OF CONTENT

PERNYATAAN KEASLIAN SKRIPSI.....	ii
PENGESAHAN SKRIPSI	iii
ACKNOWLEDGEMENT.....	iv
LIST OF CONTENT.....	vii
LIST OF TABLES	ix
LIST OF FIGURES	x
LIST OF APPENDICES	xi
LIST OF ABBREVIATIONS.....	xii
ABSTRACT.....	xiii
CHAPTER I INTRODUCTION	1
A. Research Background.....	1
B. Research Focus and Description.....	5
C. Research Questions.....	7
D. Previous Studies.....	7
E. Research Objectives and Significances.....	11
F. Product Specifications.....	13
CHAPTER II LITERATURE REVIEW	14
A. ELT Material.....	14
B. Material Development.....	16
C. Religious Moderation.....	17
D. Invitation.....	19
E. Basic Competencies for the Eleventh Grade Students at MAS Madani Alauddin Pao-Pao.....	20
F. Research and Development:ADDIE Model	21
G. Conceptual Framework.....	25
CHAPTER III RESEARCH METHODOLOGY	28
A. Types and Location of Research	28
B. Research Approach	28
C. Research and Development Design.....	29

D. Data Sources.....	29
E. Procedures of Collecting Data.....	30
F. Research Instruments.....	32
G. Data Analysis Techniques.....	33
CHAPTER IV RESULT AND DISCUSSION	36
A. The Result of The Analysis Phase.....	36
B. The result of Product Design.....	50
C. The Result of Development Phase	60
D. English Textbook Before and After Revision.....	85
E. The Result of Evaluation Phase.....	92
F. Research Limitation.....	109
CHAPTER V CLOSING.....	110
A. Conclusion.....	110
B. Recommendation of Research.....	112
C. Implications of Research.....	112
BIBLIOGRAPHY.....	114
SOURCES IN DEVELOPED MODULE.....	119
APPENDICES	120
DOCUMENTATION.....	168
CURRICULUM VITAE.....	169



LIST OF TABLES

Table 2. 1 Basic Competence for the first semester of the eleventh grade in Invitation unit.....	21
Table 3. 1 Data Sources.....	30
Table 3. 2 Data Timeline.....	30
Table 3. 3 Level of validity adapted from Lestari et al., (2018).....	34
Table 4. 1 The Result of Organization Material.....	38
Table 4. 2 The Result of content material.....	39
Table 4. 3 The Result of students' Characteristics.....	41
Table 4. 4 The List of Need Inventory.....	42
Table 4. 5 Validators' suggestion on the developed textbook.....	85
Table 4. 6 Module before and after revision.....	86
Table 4. 7 Module before and after revision.....	88
Table 4. 8 Module before and after revision.....	90
Table 4. 9 Module before and after revision.....	91
Table 4. 10 Validation Result of Blueprint.....	92
Table 4. 11 Content Feasibility.....	96
Table 4. 12 Presentation Feasibility.....	100
Table 4. 13 Language feasibility.....	103
Table 4. 14 Graphic Feasibility.....	105



LIST OF FIGURES

Figure 2. 1 Conceptual Framework.....	44
Figure 4. 1 The Currently Used Book.....	44
Figure 4. 2 The Currently Used Book.....	44
Figure 4. 3 The Currently Used Book.....	45
Figure 4. 4 The Currently Used Book.....	46
Figure 4. 5 The Currently Used Book.....	47
Figure 4. 6 The Currently Used Book.....	47
Figure 4. 7 The Currently Used Book.....	48
Figure 4. 8 The Currently Used Book.....	49
Figure 4. 9 Cover Page.....	62
Figure 4. 10 page i Standard Competences and Basic Competences.....	63
Figure 4. 11 page ii Learning Objectives and Learning Outcomes.....	65
Figure 4. 12 page 1 Determine the topic.....	67
Figure 4. 13 page 2 and 3 Determine the topic.....	67
Figure 4. 14 page 4 Activity 1.....	69
Figure 4. 15 page 5 Pre-Communication and activity 2.....	70
Figure 4. 16 page 6 & 7 Activity 3.....	72
Figure 4. 17 page 8 Activity 4.....	73
Figure 4. 18 page 9 Making basic question and activity 5.....	74
Figure 4. 19 page 10 Creating schedule and activity 6.....	75
Figure 4. 20 page 11 Designing the project plan and activity 7.....	77
Figure 4. 21 page 12 Test result and activity 8.....	78
Figure 4. 22 page 13 & 14 Evaluating experience.....	79
Figure 4. 23 page 15 Summary.....	81
Figure 4. 24 page 16 Word List.....	82
Figure 4. 25 Research Documentation.....	167

LIST OF APPENDICES

APPENDIX 1 Interview guidelines.....	125
APPENDIX 2 Questionnaires for students.....	126
APPENDIX 3 Need analysis result.....	130
APPENDIX 4 Blueprint design.....	133
APPENDIX 5 Design textbook.....	139
APPENDIX 6 The existing textbook.....	149
APPENDIX 7 Validation Checklist.....	153



UNIVERSITAS ISLAM NEGERI
ALAUDDIN
M A K A S S A R

LIST OF ABBREVIATIONS

Some standardized abbreviations are:

1. ADDIE : Analysis, Development, Implementation, Evaluation
2. BSNP : *Badan Standar Nasional Pendidikan*
3. ELT : English Language Teaching
4. KD : *Kompetensi Dasar*
5. KI : *Kompetensi Inti*
6. K13 : *Kurikulum 2013*
7. MAS : *Madrasah Aliyah Swasta*
8. PJBL : Project Based Learning
9. RND : Research and Development
10. SK : *Standar Kompetensi*



UNIVERSITAS ISLAM NEGERI
ALAUDDIN
M A K A S S A R

ABSTRACT

Name : Nur Ainun Yusuf
Reg. Number : 20400120078
Title : **Developing Suggested ELT Material Based on Religious Moderation for the Eleventh Grade Students at MAS Madani Alauddin Pao-Pao: Invitation Unit**

This research aims are: a) to analyze the needs of students related to English teaching materials, b) to find teaching material designs that are in accordance with student needs, c) to develop English teaching materials, and d) and evaluate English teaching materials (ELT) that have been designed for eleventh grade at MAS Madani Alauddin Pao-Pao. The module is developed based on the values of religious moderation in the learning materials with four indicators of religious moderation, namely national commitment, tolerance, non-violence, and accomodating to local culture.

Researcher used Research and development (R&D) method with the ADDIE model as an instructional design framework. At the analysis stage, students' learning needs are determined through interviews with teachers and analyzing the needs of 30 students at the eleventh grade MAS Madani Alauddin Pao-Pao. Then create a syllabus design at the design stage that integrates the essential elements of the module created. Then the development stage, The module was developed by incorporating the 4 indicators of religious moderation through pictures, names, and examples relevant to the teaching material.

The modules were validated based on the four aspect by BNSP (*Badan Standar Nasional Pendidikan*). The validation results shows that this module is declared valid and suitable to be taught in clas with content feasibility (3.86), prsentation feasibility (3.88), language feasibility (4.00) and graphic feasibility (4.08).

The researcher hopes this study can be a valuable reference for other researchers conducting similar research. The systematic and objective procedure of developing teaching materials based on religious moderation into ELT materials and its practical results make it a valuable source of information for future research. The researcher also hopes that the ELT materials developed in this study can be widely used in schools. This reflects a deep aspiration to develop students' language skills and character.

Keywords: Research and Development (R&D), ELT material, Religious Moderation, ADDIE Model

CHAPTER I

INTRODUCTION

A. Research Background

School bullying is not a new incident. However, it has not yet received the special attention and serious handling it deserves. Violence between students in schools is an incident that is deeply concerning to psychologists, teachers, and families in many countries (Gini, et.al., 2007). Violence in schools can create an environment that is threatening and emotionally stressful that can impede the learning process and academic achievement of students. It can also cause trauma to the victim.

After researcher conducting preliminary research, researcher can conclude with the data obtained. The level of violence is still worrying in MAS Madani Alauddin Pao-Pao. Still a lot of students are being oppressed and choosing a band to report the incident to the teacher. And there's still a lot of students fighting. Therefore, students need to be given a broader understanding of anti-violence. Because the students have the awareness and knowledge of the fundamental human right not to be discriminated against, whether ethnic, gender, economic or religious. This awareness realizes that all students are entitled to a sense of safety and comfort while studying at school (Arya, 2018).

Aware of the importance of creating peaceful and harmonious societies, the Ministry of Religion applies the principle of religious moderation in various aspects of life, including to reduce the level of violence

between individuals and groups. Religious moderation has existed since the time of the Prophet Muhammad SAW, but at that time it was known as Islamic Moderation. In its structure, Islamic moderation always balances two opposing extreme poles. For example, the teaching of Islam not only discusses God's unity in depth, but also touches on various aspects of humanity with their implications in everyday life. Like actualizing religious and cultural values of dignity in personal life, family, community, nation, and state through formal, and informal education. This thing is done to prevent injustice, abuse of authority, and discomfort (Siregar, 2020)

This is the same as the teaching structure in religious moderation issued by the Ministry of Religious Affairs of the Republic of Indonesia. With the abundance of cultural and religious diversity in Indonesia, there are often religious conflicts that potentially trigger social divisions and acts of violence (Muklasin, 2023).

This statement is reinforced by the principle of *Bhinneka Tunggal Ika*, a national motto that means "*Berbeda-beda tetapi tetap satu*". This principle emphasizes the importance of tolerance and harmony between religious communities, and upholds diversity in Indonesia, especially in schools. Therefore, the implementation of religious moderation in schools is very important. Teachers have an important role to play in providing a broad understanding of non-violence and appreciating differences. This can form togetherness and association of students, so as to build the character and

morals of students who do not discriminate against other people. It is mentioned in the Qur'an, Surah Al Hujurat: 13.

يَا أَيُّهَا النَّاسُ إِنَّا خَلَقْنَاكُمْ مِنْ ذَكَرٍ وَأُنْثَىٰ وَجَعَلْنَاكُمْ شُعُوبًا وَقَبَائِلَ لِتَعَارَفُوا إِنَّ أَكْرَمَكُمْ عِنْدَ اللَّهِ أَتْقَاكُمْ إِنَّ اللَّهَ عَلِيمٌ خَبِيرٌ

Translation:

“O humanity! Indeed, We created you from a male and a female, and made you into peoples and tribes so that you may ‘get to’ know one another. Surely the most noble of you in the sight of Allah is the most righteous among you. Allah is truly All-Knowing, All-Aware” (Q.S AL Hujurat [13])

Based on surah Al Hujurat it is explained that every human being must know each other, in order to understand and appreciate. Regardless of religion or culture, building a good relationship is highly recommended. Therefore, the implementation of religious moderation in schools is highly recommended.

The implementation of religious moderation in schools can begin by integrating its values into all subjects, not only in religious education subjects. The values of religious moderation can be applied to subjects such as science, sociology, and languages, particularly English. According to Ismail (2018) in English language learning, the integration of religious moderation values can help students understand that English is not only a tool of international communication, but also a means to strengthen relations between nations by upholding human values. In addition, Hasyim (2020) said the values of religious moderation can help students understand differences

is an important principle in social life. The application of religious moderation values in English language learning can help students create a conducive learning environment for students from different backgrounds, as well as increase students' social awareness of global issues.

Based on the results of preliminary research, it is known that the English teaching materials used by eleventh grade students of MAS Madani Alauddin Pao-Pao do not contain aspects of Religious Moderation. The materials used contain vocabulary, expressions, and contexts that are not relevant to the real situation at school. As a result, students cannot apply what they have learned in their daily lives. This hinders the direct understanding of English materials and the effective application of religious moderation.

This research aims to develop an English module based on religious moderation for the eleventh grade students of MAS Madani Alauddin Pao-Pao. This module is expected to assist teachers in integrating religious moderation values in English learning and improve students' ability in reading, writing, listening, and speaking English. In particular, this module is expected to help students in writing invitations by prioritizing religious moderation values. Thus, students are expected to understand the meaning of religious and cultural diversity in Indonesia, appreciate differences, and create a harmonious and inclusive learning environment.

B. Research Focus and Description

1) Research Focus

This research focuses on the development of English learning modules for Madrasah Aliyah students, especially the eleventh grade. The theme of this research is "Invitation". The object of this research was developed by incorporating the values of religious moderation interpreted with four indicators: national commitment, tolerance, non-violence, and accommodating to local culture. This module helps to improve students' linguistic skills, especially in English. The researcher integrated the theme of religious moderation in the English module by using the ADDIE model. The five-step approach of the ADDIE model - Analysis, Design, Development, Implementation and Evaluation - is used to provide practical learning. The four main components of this research scope are analysis, design, development, and evaluation. However, due to time constraints, this research not continued to the implementation stage.

2) Research Descriptions

a. Material Development

Material development is part of the teaching and learning process. Because, material development is an activity that creates, improves, or improves the quality of learning information sources so that learning objectives can be achieved. The process also requires planning and creativity to create meaningful and effective learning experiences for students.

b. Suggested ELT Material

ELT material is a tool used in the process of teaching and learning English to facilitate teachers and students. One type of ELT is modules. Modules are the main media that help teachers organize learning materials and direct teaching and learning activities well. Therefore, it is very important to use effective modules, because effective modules can help students achieve their goals according to needs so as to improve the quality of teaching and learning in the classroom.

c. Religious Moderation

Religious Moderation is an approach or attitude that emphasizes a tolerant understanding of inter-religious diversity in Indonesia, and prevents conflicts or inequalities that can arise due to differences in beliefs between religious communities.

d. Invitation

This research focuses on the development of ELT materials based on religious moderation with the topic of "invitation". An invitation is a form of request, notification or solicitation sent to a person or group of people to attend an event. Invitations are divided into two types, namely formal invitations and informal invitations. The difference between the two types of invitations can be seen from the form of delivery or use. Formal invitations are more often used in various institutions, such as schools and offices. Meanwhile, informal invitations are more addressed to family, friends or neighbors for casual events. In the eleventh grade English syllabus,

students are asked to apply social functions, text structure, and language elements of special texts in the form of formal invitations.

C. Research Questions

By analyzing the background, the researcher discovered the issue. The researcher is considering to develop ELT material based on Religious Moderation in form of Invitation unit, formulate a problem statement as follows:

1. What are students' needs regarding the ELT material based on religious moderation for the eleventh grade at MAS Madani Alauddin Pao-Pao in the material of invitation unit?
2. How is the design of the ELT material based on religious moderation for the eleventh-grade students at MAS Madani Alauddin Pao-Pao in the material of invitation unit?
3. How is the development of the ELT material based on religious moderation for the eleventh-grade students at MAS Madani Alauddin Pao-Pao in the material of invitation unit?
4. How is the evaluation result of the ELT material based on religious moderation for the eleventh-grade students at MAS Madani Alauddin Pao-Pao invitation unit?

D. Previous Studies

There are some literatures linking these findings to research. The first previous study was conducted by Suprpto (2020) entitled "*Integrasi Moderasi Beragama Dalam Pengembangan Kurikulum Pendidikan Agama*

Islam” by using a descriptive qualitative approach. This research produces a model of providing religious moderation education through the development of the PAI curriculum to produce a moderate Islamic movement among students that teaches (1) building tolerance between different student groups. (2) Sow peace in the social environment. (3) prioritizing interfaith dialogue. (4) Do not accept hoaxes both inside and outside school. Therefore, this study recommends the importance of teaching and practicing religious moderation among students to be able to promote moderate Islamic movements and habituation in noble morals.

The second previous study was conducted by Sukraini & Farida (2021) entitled "Embedding Religious Moderation Values through Communication Activities in English Language Teaching". This study discusses how important it is to include the values of religious moderation in teaching in schools, especially in English subjects. A practical way that can be instilled in moderation values into English teaching materials is to carry out learning activities based on the curriculum determined by the government, by incorporating 4 indicators of religious moderation, namely: (1) national commitment, (2) tolerance, (3) nonviolence, (4) accomodating to local culture. This can be done by the way the teacher communicates the basic parts in proposing instructions. So that it can be applied in the classroom during learning. This can produce an attitude of religious tolerance and respect for diversity among students.

The third previous study was conducted by Umaemah (2022) entitled "*Integrasi Nilai-Nilai Moderasi Beragama Pada Pembelajaran Bahasa Inggris di Madrasah Aliyah*". This research used a qualitative approach with a descriptive type of research, involving English teachers and grade XI students of Madrasah Aliyah as research participants. The research data used are observation, interviews, and documentation. With the results of the study showing that the application of Religious Moderation in English learning can help to increase student motivation and participation. And can increase students' understanding of cultural and religious diversity, so that students can be more open and tolerant of differences.

The fourth previous study was conducted by Pelu & Nur (2022) entitled "*Penerapan Moderasi Beragama Dalam Pembelajaran Bahasa Inggris di Madrasah*". This research used qualitative methods with descriptive data types. The purpose of this study is to explain the application of Religious Moderation in English Language Learning in Madrasah Tsanawiyah Negeri 1 Makassar. The findings in this research show that the values of religious moderation that are identified and then included in lesson plans, learning materials, and evaluations in the classroom, can be found in English language learning including *shura* (discussion), *musawah* (egalitarian), *tathawur wa ibtikar* (dynamic, creative, and innovative), and *tasamuh* (tolerant). So that the material delivered by the teacher is very interesting and liked by students.

The fifth previous study was conducted by Gonibala (2022) entitled “*Integrasi nilai-nilai Moderasi Beragama Pada Mata Pelajaran PAI dan Budi Pekerti di SMA Kelas X*”. The purpose of this research is to analyze the integration of religious moderation values in the subjects of Islamic Religious Education and *Budi Pekerti* in the tenth grade of senior high school. The method used is a literature research approach. The results showed that there are 3 integration patterns that are appropriate to be used in learning Islamic Religious Education based on religious moderation, namely integration through Basic Competencies and Core Competencies, integration through experiential learning, and integration of Hidden Curriculum.

The sixth previous study was conducted by Nurpahmi et al., (2022) entitled “*Integrating Islamic Values Into ELT Materials for The Elevent-Grade Students of Mahyajatul Qurra’ Islamic Boarding School Takalar*”. The purpose of this research is to develop an English textbook integrated with Islamic values in Islamic Boarding School. The method used is the RnD method with the ADDIE model as an instructional design framework. The results showed that the English textbook developed with the integration of Islamic values was very valid for content feasibility, valid for presentation feasibility, valid for language feasibility, and valid for graphic feasibility.

Based on the six studies, researcher can conclude that this study has similarities, namely developing teaching materials based on religious moderation and islamic values. A novelty between this research and previous researches is the researcher will focus on developing ELT material based on

religious moderation in the form of a module with the invitation theme by interpreting four indicators of religious moderation which are national commitment, tolerance, nonviolence, and accommodative to local culture.

E. *Research Objectives and Significances*

1. Research Objectives

Based on the research questions, the research objectives can be formulated:

- a. To find out the students' needs regarding the ELT material based on religious moderation for the eleventh grade at MAS Madani Alauddin Pao-Pao in the material of invitation unit.
- b. To find out the design of the ELT material based on religious moderation for the eleventh-grade students at MAS Madani Alauddin Pao-Pao in the material of invitation unit.
- c. To find out the development of the ELT material based on religious moderation for the eleventh-grade students at MAS Madani Alauddin Pao-Pao in the material of invitation unit.
- d. To find out the evaluation result of the ELT material based on religious moderation for the eleventh-grade students at MAS Madani Alauddin Pao-Pao invitation unit.

2. Research Significances

The study's findings are expected to be useful information and to make a significant contribution to both theory and practice, as follows:

a. Theoretical Significance

This research aims to provide guidance on how to compose formal invitation texts related to school or workplace activities by incorporating religious moderation values. This research is based on the 2013 curriculum with basic competencies 3.3 and 4.3. The researcher hopes that the results of this study will be useful to improve students' understanding and competence in English. The researcher also believes that by sharing the information, other researchers was able to obtain relevant information on how religious moderation can be integrated into learning materials.

b. Practical significance

First, for teachers, this research served as a guide in improving students' English language skills by utilizing the religious moderation materials developed in ELT teaching materials. Teachers also gained a better understanding of how to convey moderate ideas.

Second, for students, this research is expected to accelerate the improvement of their English language skills and help them learn English in a meaningful way. The teaching materials that have been developed by incorporating religious moderation values and content relevant to their real-life contexts will increase students' awareness of cultural diversity or religious beliefs.

Third, for other researchers, this study provides benefits in developing English language materials at the senior high school level, including knowledge on how to incorporate religious moderation materials and teach

them to students. This study can also be used as an additional reference for conducting research.

F. *Product Specifications*

The study's findings are expected to be useful information and to make a significant contribution to product specifications, as follows:

1. The developed module corresponds to the units in the eleventh grade high school English subject.
2. Adding names of characters, places, and events from various religions to the dialog or reading text.
3. Attach Qur'anic verses or hadith relevant to the unit to the learning materials.
4. The developed module is equipped with illustrations that are relevant to religious moderation in the learning material.
5. The target product is the eleventh grade high school students

CHAPTER II

LITERATURE REVIEW

A. *ELT Material*

According to McGrath (2013), ELT materials and language learning are very important and have been widely recognized. Rubin (1979) said that "good language learning depends on three variables: ability, motivation, and opportunity". Opportunities here include material and all activities that are both carried out inside and outside the classroom that expose students to the language and provide opportunities to practice what has been learned. According to Tomlinson (2005) in Ahmed (2016), the material includes things that can be used to facilitate teaching and learning a language. The format can be linguistic, visual, auditory or kinetic, and can be performed in print, through live performances or displays, or on cassette, CD-ROM, DVD or the internet. In other words, material development can create material related to learning practices based on certain principles that can be used to determine learning. Therefore, Ahmed (2016) said that the role of teaching materials can be said to be a device or tool used by both teachers and students.

Robinett et al. (1988) said that ELT provides encouragement to learning; support to carry out an understanding of the nature of language and learning; describe the nature of the learning task; has a useful function in expanding the basis of teacher training; and provide a proper and correct style of language use. Meanwhile, Cunningsworth (1995) argue that the role

of material in language teaching as: a source of presentation material; sources of practice activities and communicative interaction of students; a resource for students on grammar, vocabulary, and pronunciation; sources of inspiration for classroom activities; support for less experienced and confident teachers; and syllabus. The syllabus in question is a specification whose contents provide teaching objectives, materials, and methodologies that can be used in teaching (Yassi & Kaharuddin, 2018). Thus, teachers and students can use ELT materials to learn the target language. Yaumi (2021) argue that learning materials include textbooks, modules, worksheets, articles, journals, handouts, newspapers, comics, posters, and anything used to help students learn a language.

In this research, researcher developed teaching materials in the form of modules. According to Pannen & Purwanto (2021) modules are learning materials that are systematically designed based on a specific curriculum and packaged in the form of the smallest learning units and allow independent study in a certain unit of time. Also, Ibrahim (2010) said that the module is one of the learning materials both independently and conventionally designed systematically, directed, and measurable to achieve learning objectives. So with that, Handayani et al., (2019) concluded that the module is a learning unit that is systematically arranged, directed, operational using language that is easy to understand to support the independent and conventional learning process to achieve learning objectives.

B. Material Development

Pardo & Tellez (2009), argue that material development is most appropriate because of its inclusive nature. Meanwhile, according to Thomas (2015) material development is described as a field of study that studies the principles of procedures for designing, implementing, and evaluating language teaching materials. As well as a practical effort, writers, teachers, or learners who provide language input sources. Thus, writers, teachers, or learners need to determine student needs and consider learning objectives to develop material. Tomlinson (2012) said that experts (writers, teachers, or learners) have clear and well-supported concepts, and organize in an opportunistic way that always thinks about student needs first. Therefore, material development will be successful if curriculum developers have a good material development concept. As stated by Hyland (2003), there are nine steps for the development of material related to subject matter, namely: student review (personal goals, skill level, interests, etc.), review of learning context (duration, resources, links to other subjects), review of target context (future lesson assignments and as well as the tasks they will need), determine course goals and objectives, planning the syllabus, organizing work units and lessons, evaluation and selection of materials, teaching courses, evaluation of students.

Troncoso (2010), said that there are many parts that need to be considered in material development, namely social, cultural, and material education variables. In material development, a lot of patience and

cohesiveness are needed (Ahmad, 2019). In addition, there are several things that need to be observed before carrying out material development, namely:

1. Must consult the syllabus and establish themes, subthemes, and objectives. Then choose some sources related to it, in the form of authentic materials;
2. The material must be applicable to students and teachable for teachers;
3. The material must be appropriate to the student's level and their real world;
4. The material must be developed for expertise or language elements.

C. *Religious Moderation*

According to the Ministry of Religious Affairs of the Republic of Indonesia (2019), religious moderation means the perspective, attitude, and behavior of taking a position in the middle, always acting fairly, and not being extreme in religion. Religious moderation does not mean moderating religion. Because religion already contains the principles of moderation, namely justice and balance. It cannot be said that religion teaches damage on earth or injustice. Therefore, religion does not need to be moderated anymore. However, the way humans practice religion must always be moderated, because it can turn out to be extreme, unjust and excessive.

According to the Ministry of Religious Affairs of the Republic of Indonesia (2019) religious moderation has four main indicators:

1. National Commitment: maintaining national consensus, which means that religious moderation does not clash religion with national commitment, natinalism, democracy, and the constitution.
2. Tolerance: Being moderate by appreciating, respecting, and cooperating with each other in goodness among religious communities and nations.
3. Non-Violence: Avoiding the hijacking of groups that make religious teachings a source of disaster, conflict, and violence.
4. Accommodating Local Culture: Respect local culture and wisdom, because every religion is born and grows in the midst of existing civilizations, cultures and traditions. This can be a bulwark against extreme groups that always clash religion and culture, and blame existing culture and wisdom.

Based on these four indicators, Nisa & Muhlis (2022) argued the concept of religious moderation does not only apply to Islam, but also applies to all recognized religions in Indonesia.

In the world of education, schools are strategic places to teach Religious Moderation (Albana et al., 2023). Schools teaching good relations between different groups can overcome religious, ethnic or racial discrimination that occurs in society (Hayes et al., 2007). Schools are able to teach religious moderation, through subjects in schools by containing material that can foster nationalism, awareness of rights and obligations, democracy, and moderation in religious life (Kustati et al., 2023).

In learning English, religious moderation really helps students to understand that English is not only a global communication tool but as a means to strengthen relations between nations by upholding human values (Ismail, 2018). In addition, it can also help students to understand that tolerance and respect for differences are important principles in social life (Hasyim, 2020). According to (Umaemah, 2022), the application of Religious Moderation in English learning can help students to improve student's ability to read, write, listen, and speak English better. Thus, it can create an inclusive learning environment and have a positive impact on student's intellectual and moral development.

D. Invitation

An invitation is a verbal and written invitation to invite someone to attend an event. Invitations can be both formal and informal invitations. Formal invitations are usually made and addressed by a particular agency or organization Seodjito (2010). While informal invitations are invitations to family, between friends or friends (Marjo 2005). The invitation consists of: the name of the person invited, the time (day, hour, date), place, and the message to be delivered to the recipient. For formal invitations, it is usually written using standard language. Sudarsa et al., (1991) said that the variety of standard language is characterized by clear characteristics (the use of easy-to-understand sentences does not cause various interpretations of meaning), short (formulation of ideas expressed in concise and complete letters), and polite.

In the invitation unit the student is directed to practice writing invitations and conducting conversations to accept or reject invitations based on the example given by the teacher. These examples are in line with the elements of the invitation that have been studied before.

However, the researcher found that the examples of invitations present in the English modul for the eleventh grade currently do not contain elements of religious moderation. This is why researcher are interested in developing new material that included religious moderation in the invitation unit.

E. *Basic Competencies for the Eleventh Grade Students at MAS*

Madani Alauddin Pao-Pao

Yassi & Kaharuddin (2018) argued that the syllabus is a specification that includes the teaching, objectives, materials, and in some cases, the methodology that can be used in teaching. In this case, the researcher used the English syllabus as one of the important sources of information to be elaborated when designing teaching materials for eleventh grade students at MAS Alauddin Pao-Pao. The English syllabus is used to determine the learning objectives, goals, and time allocation in a unit. The syllabus that will be used for teachers at the eleventh grade of MAS Madani Alauddin Pao-Pao will be shown in the table below. Researchers will create material based on basic competencies 3.3 and 4.3

Table 2. 1
Basic Competence for the first semester of the eleventh grade in
Invitation unit

Basic Competencies	Time Allocation
<p>3.3 <i>Membedakan fungsi sosial, struktur teks, dan unsur kebahasaan beberapa teks khusus dalam bentuk undangan resmi dengan memberi dan meminta informasi terkait kegiatan sekolah/tempat kerja sesuai dengan konteks penggunaannya.</i></p> <p>4.3 <i>Teks undangan resmi.</i></p> <p>4.3.1 <i>Menangkap makna secara kontekstual terkait fungsi sosial, struktur teks, dan unsur kebahasaan teks khusus dalam bentuk undangan resmi lisan dan tulis, terkait kegiatan sekolah/tempat kerja.</i></p> <p>4.3.2 <i>Menyusun teks khusus dalam bentuk undangan resmi lisan dan tulis, terkait kegiatan sekolah/tempat kerja, dengan memperhatikan fungsi sosial, struktur teks, dan unsur kebahasaan, secara benar dan sesuai konteks.</i></p>	16 JP

F. Research and Development:ADDIE Model

Borg & Gal (1983) said that researchers in the field of education use research and development (R&D) methods as a method to develop and validate educational products. The R&D method has been widely used by education practitioners and educators in making models of their educational products (Gay, 1991). Devi (2020) emphasized that R&D is a research method that focuses on development, producing a certain product, and then

the product is researched by an expert to find out the success of the product before the product is used.

The stages in research and development consist of: research and collecting information, designing, developing the initial form of the product, field trials and product revision, final product revision, and deployment and implementation (Borg & Gal, 1983). Meanwhile, Sugiyono (2007) said that the process of research and development of a product involves a series of systematic stages. Starting from the identification of the problem to be solved, followed by the collection of relevant data to understand the context of the problem in depth. Next, the product design stage is carried out to produce an initial concept of an innovative product. Then, the product concept that has been designed then goes through the validation stage to ensure its accuracy and feasibility. If there are deficiencies, then design improvements are made to achieve optimal results. The refined product is then tested to measure its performance and effectiveness. The results of the trial will be the basis for making revisions if needed. The next stage is the end-user trial to get more comprehensive feedback. Based on the results of the usage trial, the product is re-evaluated and revised to produce the final product. The final stage is mass production.

In the development and research model there are several models used in learning design. One of them is the ADDIE model. ADDIE stands for analysis, design, development, implementation, and evaluation (Branch, 2009). The ADDIE model is one of the most common models to be used in

learning design as a guide to produce effective designs (Aldoobie, 2015). Using the ADDIE model procedures in the creation of educational products can help the teachers, content developers and learning designers in developing effective and efficient teaching designs.

1. Analysis

The activity of the analysis stage is to analyze what needs are needed by students in the learning process. If problems arise due to student needs not being met, the teacher must change the previous teaching method or model. During student teaching when summary analysis is delivered, two things happen. First, students ask to change the analysis. Second, students are satisfied. And when students request changes, then repeat the analysis stage or the appropriate part of the analysis and prepare a revised summary analysis document (Branch, 2009). In analyzing student needs, it is carried out to find out the competencies possessed by students can be known through the process of analyzing student character, such as special characteristics and general characteristics (Warsita, 2008).

2. Design

The design stage begins with a work plan. Work plan to emphasize the description of the product to be produced at the final stage (Branch, 2009). According to Aldoobie (2015) the design stage is to establish strategies or teaching methods that make students understand what they are learning. Activities in the design stage to determine learning objectives, create

scenarios or teaching and learning activities, make learning tools, create learning materials, and evaluate learning outcomes.

3. Development

The development stage aims to establish the selected learning. After that, the product was developed based on suggestions given or validated by media experts and material experts (Branch, 2009). After the product is revised, it continues with formative evaluation. Formative evaluation aims to see the effectiveness of the developed product (Branch, 2009).

4. Implementation

The implementation stage aims to set up the learning environment and engage students well in the learning process. Teachers must adapt to the actual learning environment so that students can begin to build new knowledge and skills to close the gap in student performance in learning. Common components of this stage are the student plan and the facilitator plan (Branch, 2009). Teachers are required to be able to organize study programs in order to convey implementation strategies well.

5. Evaluation

The evaluation stage aims to assess the quality of products and teaching processes, both before and after the implementation stage (Branch, 2009). The determination of evaluation criteria is seen from the selection of appropriate evaluation tools, and the implementation of evaluation becomes a general procedure related to the evaluation stage.

G. Conceptual Framework

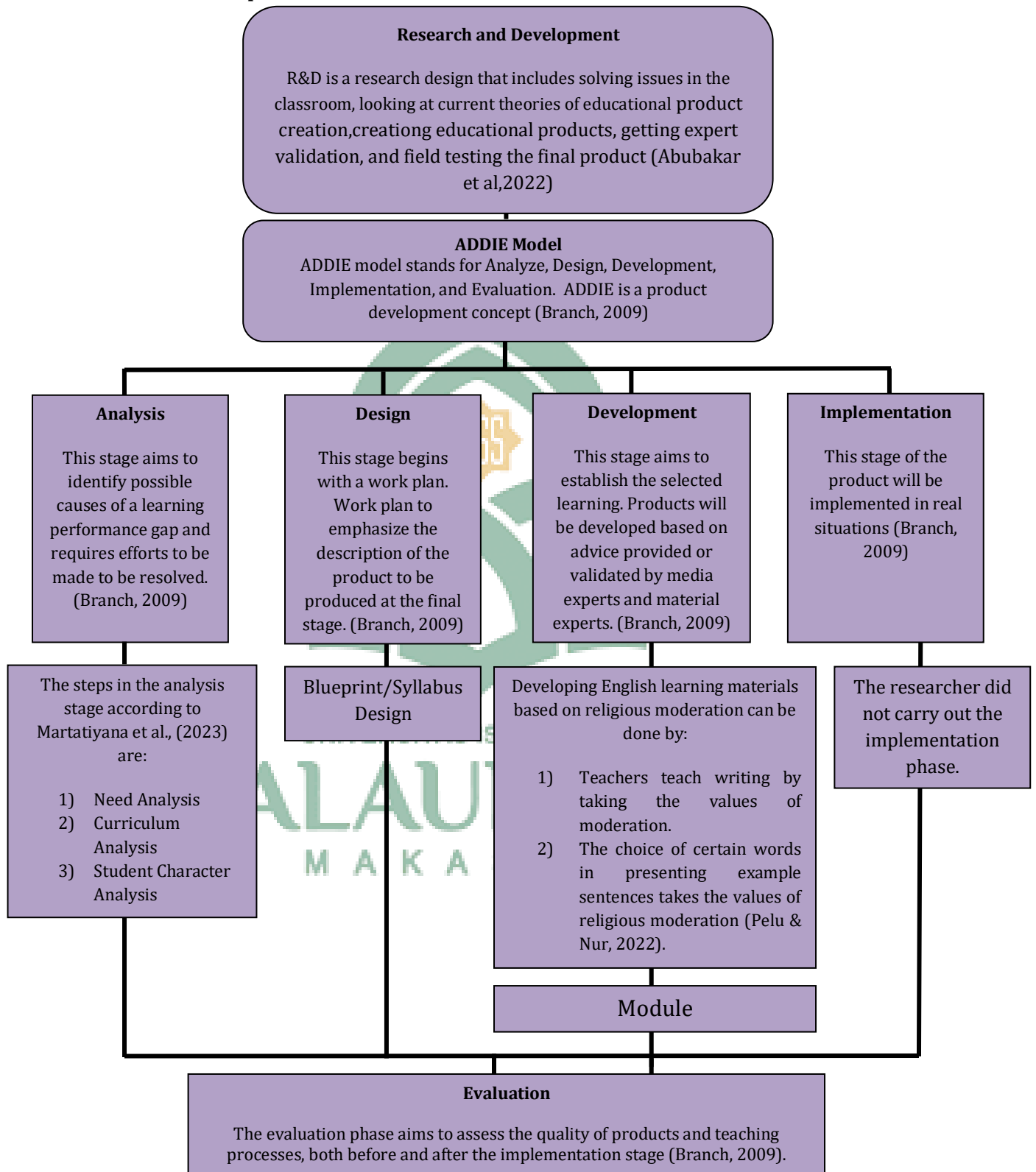


Figure 2.1 Conceptual Framework

Based on conceptual framework, a systematic process is described to develop ELT material based on Religious Moderation. This research used the R&D method with the ADDIE model as a learning development design. The ADDIE model includes five steps: Analysis, Design, Development, Implementation, and Evaluation.

However, researcher only carry out four steps, namely analysis, design, development, and evaluation. At the analysis stage, researcher carry out a need that is carried out at the analysis stage. The analysis stage aims to identify possible causes of a learning performance gap and requires efforts to be resolved (Branch, 2009). Researcher collect the data by means of interviews and analysis of documents about target needs. Then, the questionnaire is used to determine the needs of student learning outcomes.

The second stage is the design stage. At the design stage begins with a blueprint. Blueprint to confirm the description of the product to be produced in the final stages of development (Branch, 2009). The researcher determined the learning objectives based on the objectives of the syllabus. Then, researcher create a course grid with sections for each topic, objectives, learning activities, inputs, and time allocation. The course grid serves as a guideline in selecting and organizing teaching materials.

At the development stage, the development of an English module based on religious moderation for the eleventh grade grade in the invitation unit must be completed. This stage the product is developed based on advice given or validated by media experts and material experts (Branch, 2009).

Researcher make modules from materials after designing them. This step consists of two tasks: module validation and product testing. The purpose of module validation is to evaluate the feasibility of the module before use. After the module is compiled and validated by two validators. Both validators filled out product validity questionnaires regarding content feasibility, linguistic component, presentation component, and graphic component.

The implementation stage of the product that has been tested is applied with real learning (Branch, 2009). The product was used after it has been prepared and revised by the researcher. Module was implemented in the classroom, and the curriculum was determined how many meetings will be held. However, the researcher not carry out the implementation stage because of time limitation

The evaluation stage aims to assess the quality of products and teaching processes, both before and after the implementation stage (Branch, 2009). The evaluation procedure is an important step to ensure that the material meets the needs of the student. The ADDIE model includes both formative and summative evaluations. But in this study, researcher only completed the formative research parts of analysis, design, and development stages.

CHAPTER III

RESEARCH METHODOLOGY

A. Types and Location of Research

1. Type of Research

The type of research used in this research is field research. According to Mulyana (2004), Field research is a research type that directly observes and collects data at the location of real events. Thus, the data obtained will be more accurate and relevant to the actual conditions in the field. Therefore, researcher used the type of field research to find data in the field in detail. The method used is to observe the smallest phenomenon that becomes the reference point of the problem, to observe the largest phenomenon, and try to find a solution to the problem.

2. Location of Research

This research will be conducted in the eleventh grade at MAS Madani Alauddin Pao-Pao. The school was founded by Prof. Muin Salim, rector IAIN Alauddin Makassar (1998-2002). Dr. H. A. Achruh AB. P., M. Pd. L. as the foundation's president and Rustan S. Pd. as the headmaster of this school. The school is located on Bontotangnga street, Paccinongan village Somba Opu subdistrict, Gowa regency. The school has been accredited A.

B. Research Approach

This research used a mixed methods approach. According to Creswell (2010), mixed methods is a research approach that combines qualitative research with quantitative research. Meanwhile, Sugiyono (2012) stated that

the combination research is combining quantitative and qualitative methods to obtain more complete, accurate, and reliable data. In addition, this study also used a research and development (R&D) design.

C. Research and Development Design

This research is included in the research and development (R&D) design. According to Sugiyono (2012) R&D is a research method used to validate and develop products. Sukmadinata & Syaodih (2008) said that R&D conducted in designing the project aims to produce or improve learning products. The ADDIE Development Model was chosen as the main framework in this study due to its systematic and learning theory-based nature. ADDIE is a structured model with clear steps, designed to overcome problems in the learning process. This model also allows us to choose learning resources that best suit the needs and characteristics of learners. The model consists of five steps: (1) analyze, (2) design, (3) development, (4) implementation, and (5) evaluation (Widyastuti & Susiana, 2019).

D. Data Sources

The student population in the eleventh grade of MAS Madani Alauddin Pao-Pao is 114 students which consists of four classes with 28-30 students in one class. The researcher will take one class which consists of 30 students as the sample, two English teachers who teach in the eleventh grade, and two experts to verify that the teaching material is appropriate and to evaluate the final product. In conducting the research, the researcher needs help from those directly involved in the developing material process.

Table 3. 1 Data Sources

No.	Category	Gender		Total
		Male	Female	
1.	Students	13	17	30
2.	Teachers	1	1	2
3.	Experts	1	1	2

E. Procedures of Collecting Data

The data collection procedure in this research used the ADDIE model which includes the stages of analysis, design, development, implementation and evaluation:

Table 3. 2 Data Timeline

Phase	Activities	Date
Analysis	Analyzed the documents (existing book and syllabus)	February, 6 th 2024
	Conducted an interview with the teacher	March, 22 nd 2024
	Distributed questionnaires for preliminary research (students)	April, 27 th 2024
	Distributed questionnaires for need analysis (students)	May, 17 th -18 th 2024
Design	Designed a blueprint	May, 21 st -28 th 2024
Development	Developed the module	May, 29 th – July, 10 th 2024

Implementation	-	-
Evaluation	Validated the blueprint and the module	June, 14 th – 29 th 2024

1. Analysis Stage

At the analysis stage, researcher collect information that is important for developing teaching materials. Before starting the main research, the researcher conducted a preliminary study by interviewing teachers and students regarding the existing syllabus and course materials. After that, the researcher distributed questionnaires to students to explore further information regarding student identity, curriculum used, learning needs that have been identified from existing materials, as well as specific learning needs, such as material organization, material content, and student characteristics as learners.

2. Design Stage

At the design stage, the researcher determines the purpose and objectives of the learning. After that, researcher design a plan that includes topics, objectives, learning activities, inputs, and time allocation. It aims to direct the selection and management of teaching materials. Material designs are sent to consultants for assessment or revision prior to development.

3. Development Stage

After making the material, the researcher developed a module from the material. During the development process, researcher focused on the scope of religious moderation values into English material. After module

development, researcher conduct validity assessments by assessing content, language, presentation, and graphics. Then the researcher gave modules and questionnaires to two experts.

4. Implementation Stage

Implementation is done in the classroom. However, due to time constraints, researcher not proceed to the implementation stage to carry out the application of teaching materials in class.

5. Evaluation Stage

The evaluation stage is the final process of the ADDIE model. This stage aims to assess the effectiveness of each stage of development. There are two types of evaluation, namely formative and summative evaluation. Formative evaluation is applied on an ongoing basis to improve the product before the final stage. Thus, the quality of the resulting product can be continuously improved. While summative evaluation is an accurate assessment or result of what is observed. However, in this study, researchers used formative evaluation.

F. Research Instruments

There were four instruments for conducting data collection in this research: Questionnaires, interviews, documents, and validation checklists.

1. Questionnaire

Questionnaire is a data collection technique carried out by giving a set of questions or written statements to respondents to answer (Sugiyono,

2019). In this research, the questionnaire was determined the needs of students later.

2. Interview Guidelines

An interview is a meeting of two people to exchange information or ideas through questions and answers, so that communication occurs (Sugiyono, 2019). Interviews were used as a preliminary data collection method to identify important issues worthy of further research.

3. Document

According to Sugiyono (2019), documents are records of events that have passed in the past. A document can be a person's writing, drawings, or monumental works. So this study tried to collect documents obtained in the field.

4. Validation Checklist

The validation checklist is used to measure the level of validity of each items (Abubakar et al., 2022). Validation checklist was given to the experts (two experts).

G. Data Analysis Techniques

Data was collected through questionnaires, interviews, documents, and validation checklists. Needs analysis questionnaire and validation checklist were obtained with quantitative data. While interviews and documents are obtained with qualitative data. The following are the techniques that researcher used to analyze the data:

1. Quantitative Data

a. Need Analysis Questionnaire

The needs analysis questionnaire has been analyzed to identify the frequency of occurrence of a particular event or condition. The results of the data obtained through Google Forms have been tailored to the specific needs of the students.

b. Validation Checklist

Two validators and one English teacher are given a validity checklist to evaluate the design of the syllabus and modules developed. The module validation checklist covers four aspects of BSNP: Content feasibility, presentation feasibility, language feasibility, and graphic feasibility. The questionnaire is checked for an average score (mean score).

$$\text{Validity} = \frac{\text{gained score}}{\text{maximum score}} \times 100\%$$

Table 3. 3Level of validity adapted from Lestari et al., (2018)

No	Validity Criteria	Descriptive Rating
1	Very valid	4,51-5,00
2	Valid	3,51-4,50
3	Enough valid	2,51-3,50
4	Less valid	1,51-2,50

5	Notvalid	1,00-1,50
---	----------	-----------

2. Qualitative Data

According to Miles et al., (2014) in managing qualitative data there are three steps, namely data condensation, data display, drawing and verifying conclusions.

a. Data condensation

Data condensations is the process of selecting, focusing, simplifying, and arranging of information gathered from interviews, notes, documents, and other sources. At this point, the researcher identifies important outcomes from the data and categorizes them, which include data from the analysis findings and from interviews.

b. Data display

The subsequent stage is data display. The data shown here can take the form of properly structured tables, graphs, charts, pictograms, and others. The presentation of data organizes and arranges it in a relationship pattern, making it easier to fully comprehend.

c. Drawing and verifying conclusions

The results of interviews and documents at this stage was described more clearly, analysis helped make conclusions in research. Through reference to field notes or other data collection can verify preliminary conclusion.

CHAPTER IV

RESULT AND DISCUSSION

The final results of the research that has been carried out using the ADDIE model (analysis, design, development, implementation and evaluation). At the implementation stage, the researcher did not implement the product that had been made due to a discrepancy between the material being taught at the school at the time and the module that had been made, therefore the researcher hopes that the products that have been made will be implemented by the next researcher.

The data obtained during the research have been analyzed deeply and systematically to support each stage of product development. The data obtained from analyzing students' needs through questionnaires has become the main foundation in developing ELT materials based on religious moderation with the theme "Invitation" that suits the needs of eleventh grade students at MAS Madani Alauddin Pao-pao. The validity of the resulting product has been confirmed by experts through an assessment of the content, language, presentation, and graphic aspects.

A. The Result of The Analysis Phase

1. The results of Content Materials Based on the Documents

The results of the analysis of student needs show that class eleventh MAS Madani Alauddin Pao-Pao needs to develop their English learning material based on Religious Moderation. Based on the results of this analysis, the textbook used by eleventh grade MAS Madani Alauddin Pao-Pao

is a book from the Ministry of Education and Culture of the Republic of Indonesia based on the K13 with the title "*Bahasa Inggris*". The book consists of eight parts which include four chapters in the first semester and four chapters in the second semester. However, the researcher focused on Chapter three of the first semester with the title "Party Time".

The results of the need analysis based on the curriculum 2013 consists of basic competencies 3.3, 4.3, 4.3.1, and 4.3.2 with invitation material that is expected to be understood by students. Comparing social functions, text structure, and linguistic elements of text oral and written, capturing meaning and designing invitation becomes a topic in this material. Then in each lesson, there are main skills that are integrated into a systematically organized flow of skill. So the learning activities using the project based learning (PjBl) approach include Determining the topic, pre-communication, determining the basic question, design the project plan, the result, and evaluating experiences. Lastly, instructional instruction refers to prelearning; the type of activity consists of individual, pair, and group activities; the number of activities; and the glossary.

2. The results of Need Analysis Based on the Students' Questionnaires

The questionnaire consists of three parts, namely the organization of material, content of material, and students' characteristics. After the questionnaires were distributed to students, the results of the questionnaire were summarized in the table below.

a. Organization of Material.

At this stage, It consisted of what ELT material has been given to students, including the type of material, what kind of exercises students wanted, exercises, vocabulary, and reflection at the learning stage.

Table 4. 1 The Result of Organization Material

Organization of material		
Number	Question	Answer
1.	In your opinion, do the instructional objectives need to be put in Invitation unit?	a. Yes = 96.7% b. No = 3.3%
2.	Related to the Invitation unit, what kind of exercises activities do you want?	a. Individual = 26.7% b. Pair = 23.3% c. Discussion (small group)= 43.3% d. Project (big group) = 6.7%
3.	Related to the Invitation unit, what kinds of tasks activities do you want?	a. Making Invitation = 73.3% b. Writing Invitation = 26.7%
4.	Does the summary need to be put on the Invitation unit?	a. Yes = 90% b. No = 10%
5.	What kinds of reflection do you want about the learning Invitation unit?	a. Note = 56.7% b. Presentation = 43.3%
6.	Does the glossary (words list) need to be put on the Invitation unit?	a. Yes = 96.7% b. No = 3.3%

Based on the table above, the majority of students expressed their interest in instructional objectives related to Invitation with the percentage showing the number 96.7% votes. As for the training material desired by students is discussion with the percentage reaching 43.3% votes. Then related to assignments, students want assignments in the form making invitation with a vote

percentage reaching 73.3% votes. As for the summary, 90% of students desired the inclusion of summary in the Invitation material. Then in the reflection section, 56.7% of students' votes wanted reflection in the form of notes. Finally, in the glossary section, the majority of students want to be included in the material with a percentage of 96.7% votes.

b. Content of Materials

The content section consists of the content of the material and the learning process. The content of the material plays an important role in the learning process because it contains students' interest in the material because it determined the effectiveness of students in understanding learning.

Table 4. 2 The Result of content material

Number	Question	Answer
7.	For the material "Invitation" that will be developed based on Religious Moderation, which areas are you interested in?	a. School Environment = 10% b. Community Environment = 16.7% c. Family Environment = 13.3% d. All of them = 60%
8.	For the material Invitation that will be developed based on Religious Moderation, do you agree that the topic of independence celebrations is included in the Invitation unit?	a. Yes = 70% b. No = 30%
9.	For the material Invitation that will be developed based on Religious Moderation, do you agree that the topic of religious celebrations is included in the Invitation unit?	a. Yes = 86.7% b. No = 13.3%

10.	For the material Invitation that will be developed based on Religious Moderation, do you agree that the topic of bullying prevention seminar is included in the Invitation unit?	a. Yes = 53.3% b. No = 46.7%
11.	For the material Invitation that will be developed based on Religious Moderation, do you agree that the topic of thanksgiving new house activities is included in the Invitation unit?	a. Yes = 63.3% b. No = 36.7%

Based on the results of the questionnaire above, the majority of students with a total percentage of 60% of student votes wanted all the fields of the existing choices to be develop into the ELT material based on Religious Moderation. In addition, The material developed contains the fourth indicators of religious moderation, namely national commitment with the result percentage 70% votes, tolerance with the result percentage 86.7% votes, non violence with the result percentage 53.3% votes, and accomodating to local culture with the result 63.3% votes.

c. Students' Characteristics

To find out the characteristics of students, the material taught must be in accordance with the needs of students so as to arouse interest in learning and enthusiasm of students. Teachers also need to understand the problems faced by students so that they can find out what learning methods are appropriate to be applied in the classroom.

Table 4. 3 The Result of students' Characteristics

Number	Question	Answer
12.	About the learning style, do you like learning by using?	a. Visual = 80% b. Auditory = 73.3% c. Kinesthetic = 63.3%
13.	In what way do you like to learn Invitation?	a. Through playing games = 23.3% b. Through practicing directly = 23.3% c. Through listening materials = 26.7% d. All of them = 26.7%
14.	About learning Invitation, what kinds of learning material form do you want as your learning preference?	a. Texts = 6.7% b. Pictures = 26.7% c. Dialogues = 13.3% d. All of them = 53.3%
15.	In your mind, do you experience the following problems in learning English, especially Invitation?	a. Lack of vocabulary knowledge = 43.3% b. Uninteresting topics/bored material = 10% c. Unfamiliar context = 23.3% d. Uncommon word combination = 20% e. Too many have the same meaning = 3.3%

Based on the result of the students' characteristics above, there were 80% vote results for students who liked the Visual learning style. Furthermore, in the section on the way students like to teach English especially invitation unit, the majority of students chose all of the with a total percentage 26.7% votes. Then in the learning preferences section that students want in learning the majority of students also choose everything with a total percentage of votes of 53.3% votes. In the last section, in the

section on the problems faced by students in learning English, there is a 43,3% votes of students having a lack of knowledge in vocabulary.

Table 4. 4 The List of Need Inventory

Number	The List of Need
1.	Students want the instructional objectives to be included in the material of " <i>Invitation</i> ".
2.	Students want exercise activities that are given into the material in the form of discussions.
3.	Students want the kind of task activities in the material which is to make a invitation.
4.	Students want the summary to be included in the material " <i>Invitation</i> ".
5.	Students want to use reflection with the type of note in the material " <i>Invitation</i> ".
6.	Students want the word list included in the " <i>Invitation</i> " material.
7.	Students want to learn the material " <i>Invitation</i> " in all environments (School environment, community environment, and family environment).
8.	Students want to learn " <i>Invitation</i> " material that include the topic of independence celebrations.
9.	Students want to learn " <i>Invitation</i> " material that include the topic of religious celebrations.
10.	Students want to learn " <i>Invitation</i> " material that include the topic of bullying prevention.
11.	Students want to learn " <i>Invitation</i> " material that include the topic of thanksgiving new house.
12.	Students want to use the Visual learning style in the material " <i>Invitation</i> ".
13.	Students want to use all ways in learning the " <i>Invitation</i> " material, which consists of playing games, practicing directly and listening to materials.
14.	Students want to use all types of learning materials in the " <i>Invitation</i> " material, which consists of texts, pictures and dialogues.
15.	Students have problems Lack of vocabulary Knowledge in the learning material " <i>Invitation</i> ".

This needs inventory list summarizes the findings of the student needs analysis, which then becomes a reference in designing the learning module. Based on the results of the questionnaire and reference to the curriculum blueprint, it can be concluded that students expect an explicit inclusion of learning objectives in the "Invitation" material. In addition, students also want a more interactive question format in the form of discussions and independent assignments to make invitations. Module was developed based on religious moderation which contains fourth indicators, namely national commitment, tolerance, non violence, and accomodating to local culture. Students also want to use the Visual learning style, and use all means in learning the "Invitation" material which consists of playing games, hands-on practice, and listening to material. In addition, students want to use all types of learning materials in materials consisting of text, images, and dialogue. And based on the results of the study, students experienced problems with a lach of knowledge of vocabulary in the learning material "Invitation".

3. The currently used English teaching materials

The english teaching materials currently used are taken from the textbook "*Bahasa Inggris*". This book contains material that was still general in nature and has not been contain religious moderation. (to know more about the currently used English teaching material, see appendix 6)



Figure 4.1 The Currently Used Book

As in the picture above, in the cover of the English teaching materials currently there is a sentence “Stop Bullying Now”, which does not represent all indicators of religious moderation. While the cover of chapter three does not describe the material to be learned, there are no elements that contain religious moderation and Invitation material.



Figure 4. 2 The Currently Used Book

As seen in the picture above, in the pre-activity page students are instructed to read an excerpt of the play and then students are asked to discuss the questions about the drama excerpt. However, the drama excerpt presented does not contain the value of religious moderation.

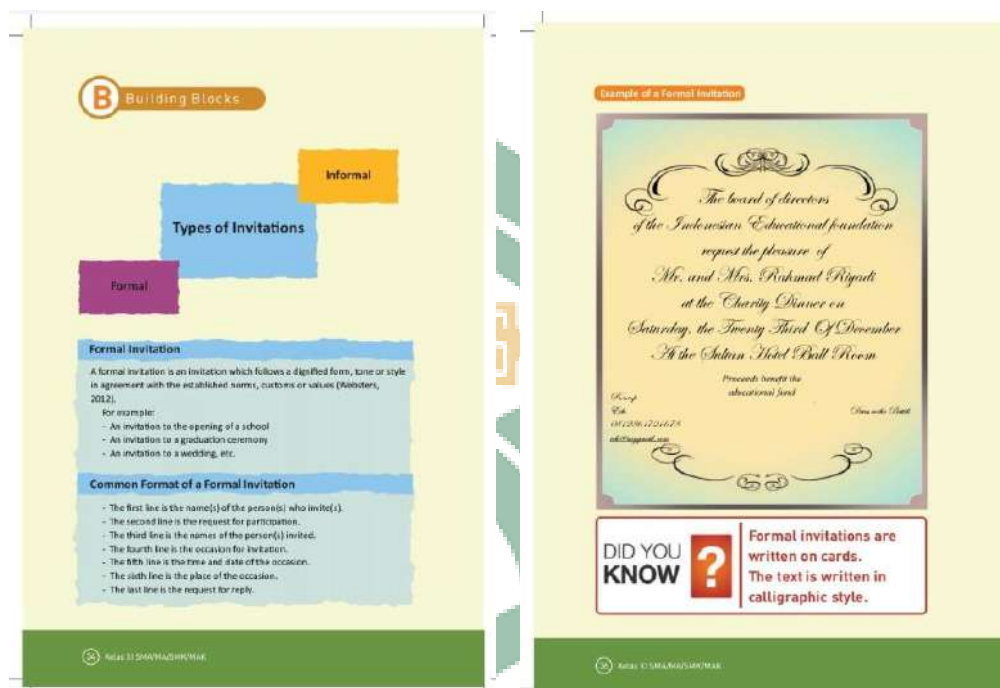


Figure 4.3 The Currently Used Book


The pages above, explain about invitation material and example of formal invitation. However, the material presented does not contain elements of religious moderation and the example of formal invitation included do not contain the value of religious moderation.

C Let's Practice

A. In the invitation card below, find out what is missing.

The board of directors of Wonderful Enterprises
request the pleasure of your
on, the twenty seventh of December
at Gedung Sate
Jakarta

Now rewrite the invitation properly in the space given below.



Indonesian logo

Figure 4. 4 The Currently Used Book

On this page, students are asked to find the missing word in the invitation card that has been determined, then rewrite the invitation card properly. However, the content of the invitation card given does not contain the value of religious moderation.



Figure 4. 5 The Currently Used Book

On these pages, students are asked to create a dialogues about accpeting and rejecting invitations, using a role play approach. Then, the examples given are dialogues about dinner invitations and the grand opening of a company. There are no religious moderation values in the example.



Figure 4. 6 The Currently Used Book

On this page, the students were asked to write a formal invitation for their brother's wedding. But, the topic did not contain the value of religious moderation.



Figure 4. 7 The Currently Used Book

The page above, students are asked to design and create a formal invitation about graduation ceremony in school and ceremony to inaugurate the new science laboratory in school. However, these topics do not contain religious moderation values.

G Formative Assessment

I can do this.

Complete these statements.

- The most interesting thing I learned in this chapter was _____
- The part I enjoyed most was _____
- I would like to find more about _____
- The hardest part in this chapter was _____
- I need to work harder at _____

Read the statements below and tick (✓) the option that is most applicable to you.

	Difficultly	Yes	Maybe	No	Not at all
The ideas were easy to understand.					
I can tell the difference between formal and informal introductions.					
I could write a dialogue between two people.					
Incorporating and working with my classmates.					

We also to overcome the difficulties of this chapter

New York University

Figure 4. 8 The Currently Used Book

The current English textbooks does not have exercises and materials that reflect the value of religious moderation and in the end of chapter there are no wordlist and summary. Therefore, needs analysis is very important because it can ensured that learning arranged according to the wishes of the students. By knowing students' needs in detail, researchers can design more customized learning materials based on values of religious moderation and create more meaningful learning experiences. The researcher's goal in incorporating religious moderation values in learning is to improve student character development. There are four indicators that include religious moderation, namely national commitment, tolerance, non-violence, and accommodating to local culture. These four indicators can enriches language teaching and encourages character development, thus creating a more inclusive and harmonious society.

This research highlights the importance of needs analysis in understanding students' learning needs. According to Aldoobie (2015), that It is necessary to know the characteristics of students based on their knowledge, skills and development. Information about these three things must be known so that it can be adapted to student needs. The results of student analysis must be in accordance with critical and creative thinking skills so that they can be used as an illustration in developing learning teaching materials. This step has been proven in previous research, namely Rahayu (2022) with the title "Integrating Islamic Values Into ELT Materials Unit of "National Disaster-an Exposition" for the Eleventh Grade Students of Mahyajatul Qurra' Islamic Boarding School Takalar". The study shows the validity of the teaching materials developed, thanks to a thorough needs analysis. This allows teaching materials to accommodate student needs well. The success of this research is clear evidence that needs analysis is an important foundation in developing effective teaching materials. Thus, the results of this needs analysis have opened up opportunities to design more comprehensive English teaching materials. Guided by the principles of religious moderation, the resulting teaching materials are expected to meet students' learning needs more effectively.

B. The result of Product Design

After analyzing student needs, the next step is to design a syllabus. The syllabus is used as a guideline in designing the implementation of learning based on religious moderation values. Aspects that need to be

considered in the preparation of the syllabus are needs analysis, expert assessment comments, and student questionnaires. The preparation of the syllabus is very important to provide careful thought so that the material taught is contextual. In this study, researchers adapted the syllabus components used by Rahayu, (2022) in developing textbook integrated with Islamic values. The components include unit title, basic competencies, indicators, inputs, learning activity, and time allocation. The researchers only changed Islamic values to religious moderation values and added learning outcomes components to the syllabus. So, the syllabus components that the researcher has used include unit title, basic competence, learning outcomes, indicator, input, language focus and skill, religious moderation, learning activity, and time allotment.

1. Unit Title

The title of the unit is "Invitation". The title was taken from material in chapter three entitled "*Bahasa Inggris SMA/MA/SMK/MAK Kelas XI*" based on Curriculum 2013 (K13). This book has been used by teachers to teach English in schools. The topic was adopted from the existing textbook. This topic relates to the main skills for students, namely the speaking skill of giving suggestions and the writing skill of invitations. In addition, the theme of invitation is important to discuss considering its relation to life in order to maintain friendship with fellow human beings. This topic is important in determining on other components such as language functions, inputs, and learning activities.

2. Basic Competence

The “Invitation” unit is based on basic competencies and indicators 3.3, 4.3, 4.3.1, and 4.3.2. These components represent learning targets, so they play an important role for researcher in designing learning that can support students to achieve learning targets optimally and efficiently. Basic competencies are derived from the existing syllabus used by the teacher. Since the formulation of basic competencies is determined by the government to measure student achievement, the basic abilities are not changed by the researcher.

3. Learning Outcomes

Learning outcomes are statements that describe the abilities, knowledge and attitudes that learners are expected to have after completing a period of learning. Different from general educational objectives, learning outcomes are more specific and measurable, with the main focus on what students can do during or at the end of the learning process (Butcher, 2006).

4. Indicator

The researcher decided to develop indicators based on taxonomy blooms based on Anderson & Krathwol, (2001) in aim to be more in accordance with students' level of understanding. In this process, there are six stages in Bloom's taxonomy, namely remember, understand, apply, analyze, evaluate, and create. At the remember stage, students are asked to recognize and recall material that has been learned, including definitions, facts, and information. Furthermore, at the understand stagel, students are

encouraged to classify, summarize, or explain messages or activities that have been carried out. The next stage is apply, requires students to apply the understanding that has been obtained in the previous stages. At the fourth stage, analyze, students are faced with situations where they must analyze and distinguish between components or parts that are interrelated. The fifth stage, namely evaluate, encourages students to provide an assessment related to the understanding that has been obtained. This assessment can be in the form of criticism or suggestions to find out whether the understanding has met the standards set. Finally, at the create stage students are asked to produce, plan, or assemble various components into a new product. The preparation of indicators based on Bloom's taxonomy is expected to help improve the quality of learning by precisely measuring the level of student understanding at each stage. This allows teachers and educators to develop learning strategies that are more effective and in accordance with student learning needs.

5. Input

In the book that was developed, the input is related to important concepts to help students achieve the learning objectives. Input also includes content that supports and assists students in understanding the subject matter. The input components in this book consist of, Instructional objectives, which contain statements of behaviors that students are expected to achieve after following the learning. Topic, which is in the form of an invitation that aims to teach students the expressions used in giving and

responding to invitations, both orally and in writing. next is dialogue, which is presented in the form of text to support students in understanding the content of the material and working on assignments. Next is various supporting media, such as videos, images, and audio, which serve to visualize the subject matter and increase the attractiveness of learning. In addition, the systematic presentation of vocabulary lists is expected to enrich students' understanding of the concepts learned and facilitate the completion of the tasks given. Vocabulary is introduced to build a better understanding of the topic. With these inputs, it is expected to help students in achieving learning objectives effectively.

6. Language Focus and Skill

The language focus and skill on the topic of "invitation" is an important component in the English language learning process for students. This component focuses on aspects of language that are commonly used in the context of making and responding to invitations, both orally and in writing. The use of syllabus-compliant language sets, such as simple future tense, time signal, conjunctions (but, and), prepositions (in, at), Singular and Plural (I, you, we, etc), is essential to help students understand and use English appropriately. These language components include expressions used in making and responding to invitations, such as speech, word stress, intonation, spelling, punctuation, word formation, and handwriting. The purpose of learning this invitation material is to provide students with the ability to Identify and complete invitation texts, create transactional

conversational texts according to context, both independently and in collaboration with others, and Improve listening, speaking, reading and writing skills in English. Learning invitation material is expected to foster a disciplined and creative attitude in students in forming texts by paying attention to social functions, text structure, and linguistic elements. By understanding the language components in the topic of "invitation", students will be able to communicate effectively in various situations related to making and responding to an invitation.

7. Religious Moderation

Religious moderation included in the syllabus contains four main indicators, namely, national commitment, tolerance, non-violence, and accomodating to local culture. The purpose of including these four indicators is to expand students' knowledge not only on science, but also on understanding religious moderation. Build the character of students who are noble and uphold the values of religious moderation in their daily lives. Increase tolerance and respect for differences between individuals and groups. Developing a spirit of mutual cooperation and cooperation in students. Encourage students to make positive contributions in the school and community environment. By understanding and applying religious moderation, students are expected to become individuals with good character, and tolerance. This will benefit themselves, others, and the nation.

8. Learning activities

This learning material is designed using the Project-Based Learning (PJBL) approach (Wasimin, 2022). In the application of PJBL, students will be involved in several activities, such as determining the topic, pre-communication, determining basic questions, making a schedule, designing a project plan, testing the result, and evaluating the experience. Researchers designed and developed teaching materials by adjusting the PJBL approach and formulating activities that help students achieve learning objectives efficiently and effectively. In designing the types of activities, researchers considered several important aspects, namely needs analysis, basic competencies, indicators, and PJBL principles. The determination of activity stages was adapted from a combination of Stoller's theory (2006) in Hamidah et al., (2019) and Wasimin, (2022). Stoller's theory focuses on the stages of Determining the topic, Pre-communication, and Designing the project plan. Wasimin's theory covers the stages of Creating basic questions, Creating a schedule, Testing results, and Evaluating the experience. By combining elements from both theories, this learning activity provides a comprehensive approach to teaching "invitation" material to students.

These carefully crafted activities contribute to a more engaging and effective learning experience, allowing students to improve their language skills.

a. Determining the topic

At this stage, students are asked to observe pictures related to the invitation material to express opinions by answering questions.

b. Pre-communication

At this stage there are three activities. In the first activity students pay attention and analyze the invitation-related conversation and express their opinions by answering questions. In the second activity, students read and analyze the letter of invitation and card of invitation and students answering question are given. And the third activity is students determine the general structure of the invitation letter and card shown in the secon activity.

c. Making basic question

At this stage, students are asked to listen the audio about the invitation by scanning the barcode provided in the module and then answering the questions given.

d. Creating Schedule

In this fourth stage, teachers and students collaboratively arrange a schedule of activities to complete the project.

e. Designing the project plan

In this fifth stage, students are divided into groups, then asked to choose a flashcard theme and make invitation texts and conversations according to the chosen theme with their group mates.

f. Test Result

At this stage, students work in groups to design and create invitation card based on their understand while studying the invitation materials.

g. Evaluating experience

The last stage is evaluating experience. At this stage there are two activities. In the first activity, students mentioned the value of religious moderation which they could capture in the invitation material and students assess the behavior of each group member during a group task project. And the second activity is that students express their opinions about the effectiveness of the project-based learning model on their understanding of the invitation concept.

9. Time Allocation

The time allocation contained in the syllabus, is an average estimate of the amount of time required to produce the basic skills required by various students.

Meeting 1 : Activity 1 (let's read and pay attention the picture),
Activity 2 (let's read, pay attention and anlyze the conversation).

Meeting 2 : Activity 3 (let's read, pay attention and anlyze the letter and card of invitation), Activity 4 (let's think and write: determine the generic structure of the card and letter of invitation).

Meeting 3 : Activity 5 (let's listen the audio by scanning barcode), Activity 6 (let's discuss with the teacher to make a schedule for completing the project that will be carried out next), and Activity 7 (let's create formal invitation letter and conversations).

Meeting 4 : Activity 8 (let's design and create a formal invitation card), Activity 9 (provide your opinion on the value of religious moderation that you have learned and provide an assessment of the behavior of each member of the group, during the project implementation process through peer assessment and previous sheets), Activity 10 (Let's talk about your opinion about the effectiveness of the project-based learning model for your understanding of the material Suggestion).

The design stage in learning design plays a crucial role in realizing effective and meaningful learning for students. It involves systematic planning, alignment with clear learning objectives, continuous measurement and evaluation, flexibility to adapt to different situations, and a deep understanding of students' needs and characteristics. Cahyadi (2019) argued that some important components in the design stage are preparation of teaching materials, time allocation, indicators and assessment instruments. Previous research has proven the effectiveness of the design stage in producing quality teaching materials. As in Munawwar's research (2022)

entitled "Integrating Islamic Values Into ELT Materials Unit of 'Offer and Suggestion' for the Eleventh Grade Students of Mahjayatul Qurra' Islamic Boarding School Takalar". His research used the RnD method and successfully developed English teaching materials that integrate Islamic values for grade XI students. The results showed that the teaching materials that were carefully designed through the design stage had reached a high level of validity. The success of Munawwar's research is clear evidence that the design stage in learning design plays an important role in producing teaching materials that are valid, relevant and useful for students.

Based on the results of the research design stage, the researcher managed to develop a syllabus that will be the main guide in the process and implementation of learning based on religious moderation. This syllabus is an important and strategic step in directing the process of developing effective learning. This syllabus is like a solid foundation for planning every aspect of learning that will be implemented. It functions as a detailed guide that provides direction in ensuring that the materials taught are highly relevant to religious moderation and appropriate to the students' context at school. The syllabus also enables researcher to systematically evaluate and monitor learning progress and outcomes. This makes the design stage an important part of this research.

C. The Result of Development Phase

The development stage is to create learning media from the results of the previous designs (Aldoobie, 2015). This stage is the most important stage

in the research, because it is the stage in the research to create a product in the form of a textbook that is aligned with the syllabus. Each component of the syllabus is developed with accuracy. Meanwhile, the form of the textbook, starting from the arrangement of text, the use of images, the combination of colors, to the layout, was carefully considered. The researcher focuses on the preparation of learning materials and their arrangement in a systematic and structured manner, taking into consideration the continuity and interrelation between learning units. At this stage, the researcher took responsibility for directing each element of the syllabus design to produce original learning materials. The development findings describe the systematic organization of each component in the book, starting from the cover to the last page, is carefully designed by the researcher. The components include the cover page, the page detailing standar competencies and basic competencies, the page presenting the language focus and skill and learning outcomes, the main part of the book (which consists of activities), the summary page, and the vocabulary list page.

1. Cover

The cover is the first page of the module section consisting of chapter titles, material titles, picture, UIN Alauddin Makassar logo, School name, and grade level.

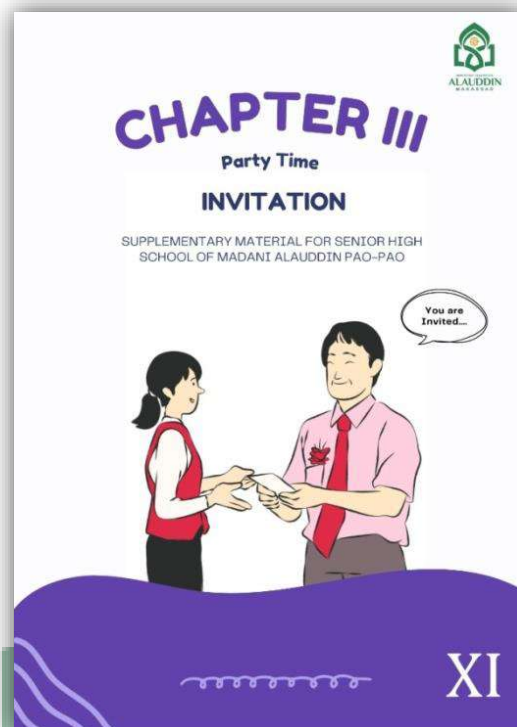


Figure 4. 9 Cover Page

First, the chapter title is written "chapter 3" to inform students that they have entered the third learning material. Second, the title of the material is "Invitation" to clearly indicate the learning topic that will be discussed. This title helps students focus their attention and prepare themselves to learn new material. The title of the material plays an important role in developing learning materials, because it can facilitate understanding of the material, and can arouse students' interest in learning the material. There is supplementary material that provides a more detailed and in-depth explanation of certain topics and concepts, thus helping students understand and master the material better and more thoroughly. Third, the logo of UIN Alauddin Makassar which shows the identity that this module was made by Uin Alauddin Makassar student and addressed to UIN Alauddin Makassar

assisted schools. Fourth, the base color this book is white and combined with soft purple color. In addition, the white combined with the purple color can give a simple and calm impression that will help students be more focused, relaxed, and interested in learning through the module.

2. Page of Standard Competences and Basic Competences

This page lists standard competence and Basic Competence.



Figure 4. 10 page (i) Standard Competences and Basic Competences

This page contains the standard competencies, which are the fundamental abilities or skills that students must master after and during the learning process. These standard competencies are the main objectives to be achieved in the education process. Standard competencies must include four dimensions, namely the core competence of spiritual attitudes (KI-1), the core competence of social attitudes (KI-2), the core competence of knowledge (KI-3), and the core competence of skills (KI-4). Standard competencies

becomes the basis for the formulation of detailed and measurable learning objectives that must be achieved by learners. These objectives are designed to lead learners to the best behavior through directed learning activities. Standard competencies are not taught directly in learning activities. Rather, every learning objective formulated must always be aligned with the standard competencies that have been set. The main function of competency standards is as a reference for coordinating basic competencies. This means that all aspects related to learning activities, such as teaching materials, teaching strategies, and the roles of teachers and students, must be guided by predetermined standard competencies. The standard competencies are also an important reference in adjusting the curriculum to the learning process. Thus, including standard competencies in the learning module allows the preparation and organization of teaching and learning processes that are aligned with the learning objectives to be achieved by the curriculum and the needs of students.

Basic competencies contain fundamental strengths or skills that students must master in a subject. These basic competencies become the main reference in preparing learning objectives for each lesson. The preparation of basic competencies must be based on the established competency standards. In addition, it is necessary to consider and adjust to the characteristics of the subject and the abilities possessed by students. Basic competencies form the basis for formulating clear and measurable

learning objectives. These specific learning objectives enable effective measurement and evaluation of student achievement.

3. Page of Learning Objectives and Learning Outcomes

This page consists of learning objectives and learning outcomes.

Learning Objectives

Students are expected to be able to:

- Identify the meaning of invitation related to social function, text structure, and language elements
- Apply simple transactional interaction related to the formal invitation
- Examine simple transactional interaction related to formal invitation card and formal invitation letter:
- Analyze the type of formal invitation card and formal invitation letter in the videos provided.
- Compilation of formal invitation text written taking into account social function, text structure and language elements and in context.
- Design a formal invitation card with attention to correct social function, text structure, and language elements and in context.
- Check and assess the behavior of each group member using peer assessment.
- Summarize the content of simple transactional interaction texts about formal invitation with attention to correct social function, text structure, and language elements.

Learning Outcomes

Through project-based learning, students are able to create and understand the meaning of oral and written invitation by giving and asking for general information with Religious Moderation nuances related to the theme "party time", and being able to compare social function, text structure, and language elements.

Supplementary Material

Figure 4. 11 page (ii) Learning Objectives and Learning Outcomes

This module is specifically designed to foster students' basic skills.

These skills become an important foundation for students in understanding each subject matter. By mastering basic skills, students are expected to be able to achieve predetermined learning targets. The learning objectives in this module act as a benchmark for the outcome of the teaching process. Learning objectives have an important role because they provide a clear and concise picture of what students should understand and achieve after

completing the course. In other words, learning objectives serve as a guiding path that must be navigated through a sequence of activities conducted during the learning process. While, the learning outcomes are a manifestation of educational objectives that describe the cognitive, affective and psychomotor abilities that students are expected to achieve after undergoing the learning process. These learning outcomes are not only limited to the mastery of memorization, but include understanding of concepts, development of positive attitudes, improvement of skills, and formation of relevant competencies.


4. The Main Part of The Book (The Activity)

The main part of this module consists of Determining the topic, Pre-communication, Making basic question, Creating schedule, Designing the project plan, Test results and Evaluating experience.

a. Determining The Topic

Determining the topic covers all activities in activity 1. Here is the explanation.

UNIVERSITAS ISLAM NEGERI
ALAUDDIN
M A K A S S A R




Determine The Topic

A formal invitation is an invitation which follows a dignified form, tone or style in agreement with the established norms, customs or values.

For example:

- An invitation to an independence ceremony
- An invitation to a cultural and arts festival
- An invitation to a religious recitation



Common format of a Formal Invitation:

- The first line is the name(s) of the person(s) who invite(s).
- The second line is the request for participation.
- The third line is the names of the person(s) invited.
- The fourth line is the occasion for invitation.
- The fifth line is the time and date of the occasion.
- The sixth line is the place of the occasion.
- The last line is the request for reply.

Responding to formal invitations:

Formal invitations should be responded to within 3 days.
 Replies are written in third person.
 Replies have to be handwritten.

Figure 4. 12 page 1 Determine the topic



Social Function, Linguistic Characteristics, Format of Layout, and Ways of Organizing Information of Formal Invitation

Social Function of Invitation:

Inviting people to formal and social events.

Linguistic Characteristics of Formal Invitation:

Simple, precise, and concise words.
 Detailed information.
 The tone should be friendly and sincere. Words should be chosen carefully.
 The style of writing should be formal.

Format of Layout:

- Addresses of the addressee and the addresser
- Salutation
- Body
 - State for whom the invitation is and by who it is given.
 - Reasons of invitation
 - Date
 - Time
 - Place
 - R.S.V.P (it is a French word "repondez s'il vous plait" which means "please reply")
- Signature

The format of the envelope for the invitation is addressed the same way as the envelope of a letter (i.e. with the recipient's address in the middle of the envelope and addresser's address on the left hand corner of the envelope).

Ways of Organizing Information:

Reasons for inviting others.
 Detailed information about the party or event.
 Ask friends to come by using a sincere tone.

For further explanation, you may scan the barcode below to watch the video.




Supplementary Material 1

Supplementary Material 2

Supplementary Material 3

Figure 4. 13 page 2 and 3 Determine the topic

This unit focuses on determining the topic to guide learners in using relevant knowledge and improving required skills through structured

learning activities. Researcher apply this stage to help students learn more efficiently. The first explanation in this unit provides a brief overview of the meaning of the material, followed by relevant examples. Next, the explanation deepens by discussing how to construct sentences that are appropriate to the material. To enrich understanding, researcher added a barcode that is directly linked to an educational video. The video provides more in-depth material on formal invitations, equipped with comprehensive activities and interesting animations to avoid boredom. The selection of the right video should consider the standard needs, characteristics, and understanding of learners. Thus, this unit provides effective guidance for educators in determining topics and designing meaningful learning for learners. And there are two pictures of male and female teachers to represent the position of the teachers who motivate students to learn and make the module appear more attractive.

Activity 1

Let's read and pay attention to the picture below!

The comic strip consists of four panels:

- Panel 1:** A man in a blue shirt says, "very hard value to". A man in a white shirt with a yellow sash says, "The sargam with the book".
- Panel 2:** The man in the blue shirt says, "can't be allowed! I want to tell my friends!".
- Panel 3:** A group of people are gathered. A man in a white shirt says, "What's going on? Why is everyone?". A woman in a pink dress says, "Oh, look at it! Only the good!".
- Panel 4:** A man in a white shirt says, "Yes, look at it! Only the good!". A man in a blue shirt says, "How?".

After pay attention the previous picture, answer the question below!

1. What are the good morals in the picture above?
2. What is the relationship between the picture above and the invitation?

Supplementary Material

Figure 4. 14 page 4 Activity 1

Activity 1 presents images of Religious Moderation value based on the results of need analysis, students who want images of Religious Moderation value and students who want a community environment are also included in the module. This page encourages learners to understand and apply the values of religious moderation, particularly tolerance, in their daily lives. This is accomplished through pictures depicting tolerant behavior, relevant texts, and carefully designed tasks. The images exemplify commendable behavior in human interactions, reflecting one of the important indicators of religious moderation, namely tolerance. Both the images, texts and tasks presented are aligned with the values of religious moderation. In the first stage, students are asked to read and understand the images presented with full attention. This aims to build an understanding

and initial overview of the material before working on the available tasks. Thus, this page not only provides knowledge about religious moderation, but also encourages the application of tolerance values in real life.

b. Pre-Communication

The second stage in this book is the Pre-Communication stage. Activities 2, 3, and 4 are contained in this section. Here is an explanation of these stage.



Figure 4. 15 page 5 Pre-Communication and activity 2

Activity 2 on this page presents an interesting conversation related to the invitation material. These dialogs were carefully prepared by the researcher by considering the content of the conversation, the names of the actors, and the values of religious moderation. The preparation of this dialog is based on an analysis of the needs of students who want an interactive

conversation. This dialogue is not only entertaining, but also conveys good moral messages that are expected to be realized by students in their daily lives. One of the important messages conveyed in this dialog is respect for differences, especially in terms of religion. This is in line with the values of religious moderation embraced by our nation. The selection of images and themes in this dialog was not done carelessly. The researcher considered the results of the needs analysis of students who wanted a clear picture of the value of religious moderation and material themes that were relevant to society. The addition of pictures in this dialog aims to improve aesthetics and attract students so that they do not feel bored while learning. Attractive images can increase students' active participation in learning and stimulate their curiosity to deepen their knowledge. In addition, this page includes tasks designed to enhance students' insights while remaining relevant to the English learning material. These tasks encourage students to think more critically and express their own opinions. This opens up opportunities for an effective exchange of ideas between students. Through these activities, students are encouraged to understand the material being studied more comfortably and easily. Materials related to invitations are the main focus, but with a more interesting and interactive approach.

Activity 3
Read and analyze the invitation letter and invitation card below.

Letter of Invitation

MURRY CARROLL SCHOOLS OF OKLAHOMA
Senior High School Department

January 28, 2023

FRUITS Farzanah L. Ghadi
Officer in Charge
Sabana IPS

Dear Ms. Ghadi,

Greetings of Peace!

We are delighted by having the opportunity to invite you as a guest speaker to our school, Murry Carroll School of Oklaoma, to elaborate our valuable activities about **Safe Space and Cyberbullying Awareness**. They will be grateful for the opportunity to hear your thoughts and experiences. They event will have free entrance on January 27, 2023.

- Grade 11 students: 8:00-10:00
- Grade 12 students: 10:00-12:00

This event will focus on the following goals:

1. To generate awareness about the safe space and cyberbullying.
2. To prevent cyberbullying and its consequences for adolescents.
3. To provide understanding that there is a place where people are not subject to the online world's biases, discrimination, and criticism.

We believe that your expertise in this field will make a significant contribution and benefit many people.

We respectfully hope you will consider this invitation and accept it as soon as possible so that we can make the necessary arrangements. Thank you very much!

Sincerely yours,

DR. HAN-RIKREY, CATALIA
100 Department Murry Carroll School of Oklaoma, Sabana, Oklaoma

(Name printed)

Card of Invitation

(Name printed)

After analyzing, complete the column below by writing the similarities and differences between the letter of invitation and the card of invitation.

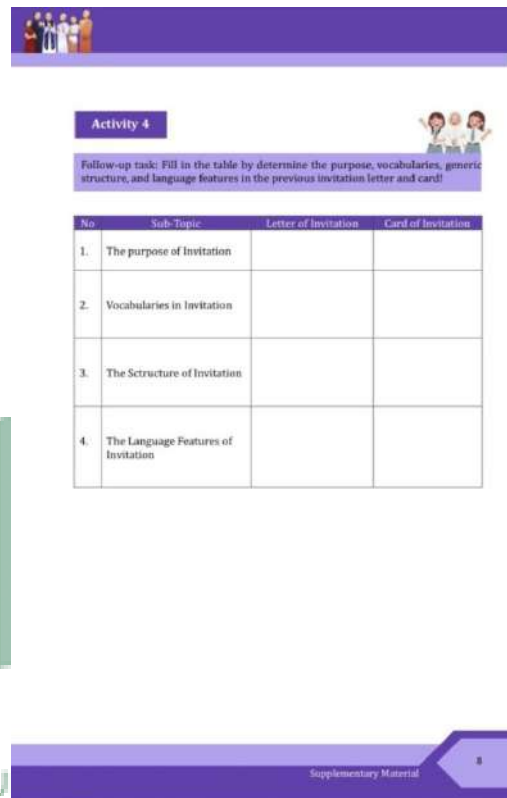
Invitation	Similarities	Differences
Letter of Invitation		
Card of Invitation		

Supplementary Material 6 Supplementary Material 7

Figure 4. 16 page 6 & 7 Activity 3

Activity 3 in the Pre-Communication section presents various examples of invitations in written form. The aim is not only to help students understand the English learning materials, but also to enrich their knowledge about different types of invitations. The selection of sample invitations was done carefully by the researcher, taking into account several aspects, such as the title of the invitation, the content of the invitation, the color, the font size, and the name listed. This aims to provide a comprehensive overview of the various formats and styles of invitations that are commonly used. On this page, students are assigned to fill in the available columns by writing the similarities and differences in the sample invitations that have been displayed previously. There are two types of columns to fill in, namely the similarities column of the invitation letter and invitation card, and the

differences column between the letter and invitation card. Filling in these two columns is very useful for identifying and evaluating the extent of students' understanding of the invitation material that has been presented in activity 3.



Activity 4

Follow-up task: Fill in the table by determine the purpose, vocabularies, generic structure, and language features in the previous invitation letter and card!

No	Sub-Topic	Letter of Invitation	Card of Invitation
1.	The purpose of Invitation		
2.	Vocabularies in Invitation		
3.	The Sctructure of Invitation		
4.	The Language Features of Invitation		

Supplementary Material

Figure 4. 17 page 8 Activity 4

Activity 4 is the last activity in the Pre-Communication section. in this activity students are tasked with a column containing important elements of invitation letters and cards, such as purpose, vocabulary, structure and language features. This task is designed to encourage students to develop their understanding of the structure of invitations. Students are asked to fill in the blank column according to their knowledge of how to make a good and correct invitation. This activity is a follow-up task intended to

measure the extent of students' understanding after following some of the previous activities.

c. Making basic question

Another section of this unit is making basic question. Making basic question includes all activities in activity 5. Here is the explanation.

Making Basic Question
Activity 5

Listen the audio about the invitation carefully by scanning the barcode below!



After listening the audio, fill in the fields below by checking (✓) in true or false based on the statement on the recorder!

No	Statement	True	False
1.	Both invitations in the audio are in the school environment.		
2.	Both invitations is a formal invitations		
3.	The First invitation use the phrase "I would like to invite you..."		
4.	The Second Invitation was addressed to member OSIS 2022-2023 period.		
5.	The Second Invitation was held at Zaman International School.		

Supplementary Material

Figure 4. 18 page 9 Making basic question and activity 5

This page provides an interactive learning experience for students by combining audio material and relevant assignments. Students are asked to listen to English materials that match the teaching materials through the barcode scanner that has been provided. The use of this audio format is based on several considerations such as helping students practice English listening skills, helping students remember the material more easily, as well

as increasing student accessibility because audio can be accessed easily via smartphone or tablet so that it allows students to learn anywhere and anytime, and allows students to repeat the audio many times to gain a deeper understanding. After listening to the audio, students are given assignments related to the material they had heard. By putting the assignment component after the audio, it helps the teacher to evaluate students' understanding, whether students really understand the material that has been heard and encourages students to be more active in the learning process and ensure they focus on the material.

d. Creating Schedule

The next stage in this module is creating schedule. Creating schedule includes all activities in activity 6. Here is the explanation.

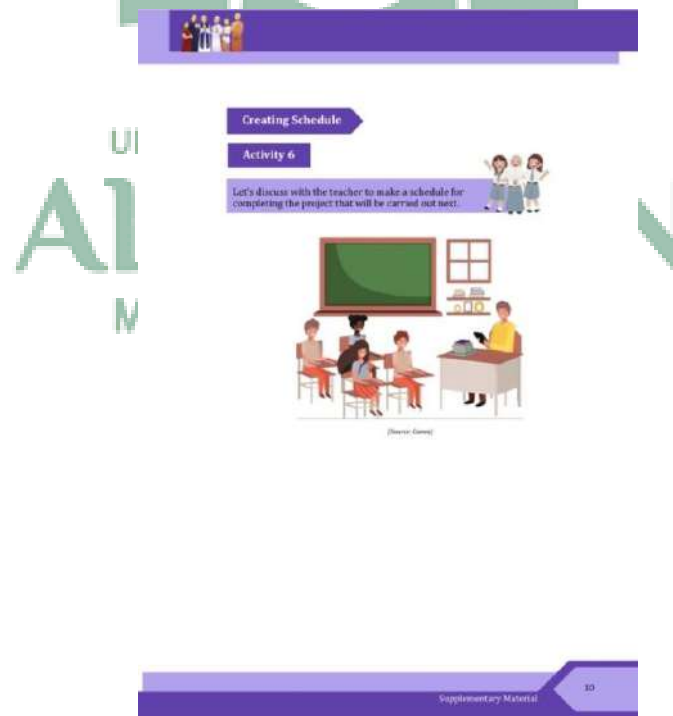


Figure 4. 19 page 10 Creating schedule and activity 6

This page encourages students to collaborate with their teachers and classmates in timing and creating a schedule for completing tasks or projects that will be carried out in the next activity. The main objectives of this activity are to ensure smoothness and orderliness in completing tasks, help students not to feel overwhelmed by too many tasks at one time, develop students' ability to manage time and take responsibility for their tasks. To enhance students' understanding and participation, this page is equipped with relevant images and interactive discussions between male teachers and students. The purpose of using images is to help students visualize more complex or abstract concepts related to scheduling and time management, and can attract students' curiosity to participate more in the discussion. Discussions between teachers and students allow for an exchange of ideas and suggestions related to timing and scheduling. This helps students consider various aspects and find the best solution for them.

e. Designing the Project Plan

The next stage in this module is designing the project plan. This has only one activity, namely activity 7. Here is the explanation.

Designing the Project Plan

Activity 7

Take a look at the flashcard below, then follow the instruction!

BULLYING PREVENTION SEMINARS 	INDEPENDENCE CEREMONY
CHINESE NEW YEAR 	THANKSGIVING NEW HOUSE

Instruction!

1. Choose your partner.
2. Choose one of themes from the flashcard above.
3. With a partner, create a formal invitation letter and conversation.
4. After the invitation letter and conversation are created, present your work with your partner in front of the class.
5. Do it in an orderly manner and cooperate well.

Supplementary Material 11

Figure 4. 20 page 11 Designing the project plan and activity 7

Activity 7 provides an interactive and collaborative learning experience for students using flashcards and group discussions. The flashcards provided contain four different themes relevant to English teaching materials and four indicators of religious moderation. These themes were chosen based on the needs of students who want to learn English in various contexts, such as school, community, work and family environments. Another need analysis by students is group discussions that encourage students to work together, communicate effectively, and solve problems together. This helps students improve their social skills, such as teamwork, listening skills, and interpersonal skills. With different backgrounds and knowledge, each student can contribute to the discussion and share

knowledge. This helps to improve students' overall understanding and produce more maximized results. In this activity, directions are also given to students to guide them in understanding the task and completing the group discussion.

f. Test Result

The next stage in this module is the test result. This stage has only one activity, namely activity 8. Here is the explanation.



Figure 4. 21 page 12 Test result and activity 8

In Activity 8, students are again invited to collaborate in groups. This time, the goal is to improve their socialization skills. The moral values to be instilled in this activity are respecting each other's opinions, building positive relationships with classmates, and finding creative solutions

together. To help students understand the task better, sample pictures of the necessary tools and materials are provided. These images are creatively and attractively designed to spark students' creativity and imagination in completing the task. With the guidance of the drawings and moral values, students are encouraged to be creative in expressing their ideas and designs, and produce imaginative and original works.

g. Evaluating Experience

The next stage in this module is evaluation experience. This page has two activities, namely activity 9 and activity 10. Here is the explanation.

The figure shows two pages of supplementary material. The left page (page 13) is titled 'Evaluating Experience' and contains 'Activity 9'. It includes a text box with four indicators: a. National Commitment: activity 7, b. Tolerance: activity 1, activity 2, activity 3, activity 7, c. Non-Violence: activity 7, and d. Accommodating local culture: activity 7. Below this is a large empty box for student responses. At the bottom, there is a 'Discussion Activity Process Observation Sheet' table and a text prompt: 'Provide an assessment of the behavior of each member of the group, during the project implementation process through peer assessment and previous sheets.'

No	Name	Observation Aspect			Total Score	Information
		Activeness	Cooperation	Communicating Opinions		

The right page (page 14) contains 'Activity 10' and an 'Activeness Assessment Rubric'. The rubric lists criteria for Activeness, Cooperation, and Communicating opinions, each with a scale from 1 (Students are just silent) to 4 (Students listen, ask questions, and provide ideas or solutions). Below the rubric is a text prompt: 'Express your opinion about the effectiveness of the project-based learning model for your understanding of the material suggestion!' and an illustration of three students talking.

Figure 4. 22 page 13 & 14 Evaluating experience

Activity eight invites students to explore their learning process and evaluate it thoroughly. The aims are to determine the success of the learning process, the students' comprehension of the material, as well as their

understanding of the values of religious moderation. From this, students will be asked to express their opinions through the columns provided. This encourages them to actively reflect on their learning experience and identify areas for improvement. In addition, peer assessment is an important part of this activity. The students are expected to evaluate each other and provide feedback on their group work. There is also the role of the teacher in facilitating this process to ensure that the activity is effective and beneficial for the students.

Next in Activity 10, students are given the opportunity to provide feedback on the effectiveness of the project-based learning model in understanding English materials. This aims to gain a deeper understanding of the students' learning experience as well as knowing their response to the learning method that has been applied. Through this activity, students are expected to strengthen their understanding of how to learn effectively for themselves. As well as getting input from students to improve and refine learning methods in the future and creating a supportive situation between teachers and students, where they learn and develop together.

5. Page of Summary

This page consist of a summary, which includes definition of formal invitation, generic structure of formal invitation and respond to formal invitation. Here is the explanation.

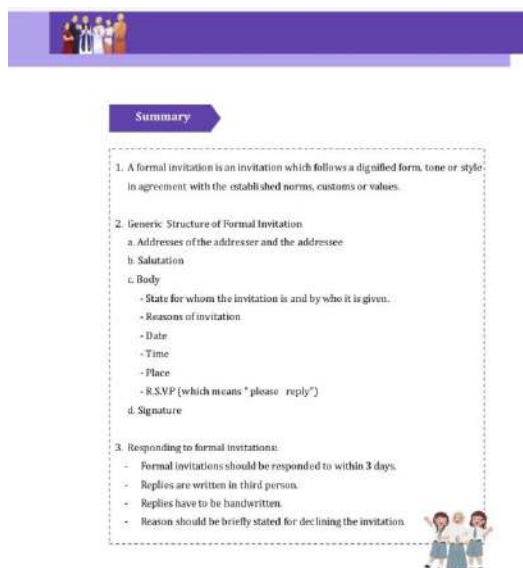


Figure 4. 23 page 15 Summary

This summary page is designed to help students synthesize and summarize important information from all the learning materials they have studied. This makes it easier for students to understand the subject matter better. In addition, summaries allow students to get a sneak peek at the main points of the material without having to read it all over again. This can help them focus on the most important and relevant information. In addition to students, summarizing is also convenient for teachers, as it can help them mark key points, structure lesson design, and develop curriculum.

The first component in this conclusion is definition of formal invitation. This component is included so that students better understand the meaning of invitation material before going to other parts related to the material. The second component in this summary is the general structure of

formal invitation. This second component is included to make it easier for students to know the sequence of structures contained in the formal invitation. And the third component is how to respond to a formal invitation, this makes it easier for students to know the rules in responding to a formal invitation.

6. Page of Word List

This page consists of a vocabulary list. The word list is the vocabulary contained in the module.

Word	Pronunciation	Meaning
Card	/kɑ:rd/	Kartu
Ceremony	/'seri:məni/	Upacara
Christmas	/'krɪsməs/	Natal
Gift	/'gɪft/	Hulu paku
Independence	/'ɪndɪ'pend(ə)n(ə)s/	Kemerdekaan
Letter	/'li:tə/	Surat
Neighbour	/'naɪb(ə)/	Tetangga
Party	/'pɑ:ti/	Pesta
Recitation	/'resɪ'teɪʃ(ə)n/	Pengajian
Relationship	/'relɪ'sh(ə)nʃɪp/	Hubungan
Salutation	/'sælju'teɪʃ(ə)n/	Sapaan
Signature	/'sɪgnətʃ(ə)r/	Tanda tangan
Society	/'sə'saɪəti/	Masyarakat
Prevention	/'pre'vent(ə)n/	Pencegahan
Temple	/'temp(ə)l/	Pura
Value	/'vælju:/	Nilai
Agreement	/'əgreɪ'm(ə)nt/	Persetujuan
Build	/'bɪld/	Membangun
Come	/'kʌm/	Datang
Grate	/'grɛt/	Membuat
Gift	/'gɪft/	Memberi
Invite	/'ɪnvaɪt/	Mengundang
Tell	/'tel/	Memberi tahu
Built	/'bɪlt/	Dibuat
Generic	/'dʒen(ə)rɪk/	Umum
Precaution	/'prekəʊʃ(ə)n/	Sebelumnya
Carefully	/'keəf(ə)li/	Dengan hati-hati

Figure 4. 24 page 16 Word List

This page is based on an in-depth study of students' learning needs and objectives in understanding vocabulary related to religious moderation in English language learning. The carefully selected vocabulary focuses on terms that are relevant to the values of moderation. In this page, the

researcher presents the definition of each vocabulary to facilitate students' understanding of the concept of religious moderation. Understanding the meaning of words and the context in which they are used helps students develop their speaking and writing skills. Also, the vocabulary chosen is related to everyday life, enabling students to engage in conversation and express themselves effectively.

This development stage is very important, as emphasized by Magdalena et al., (2020), the development of teaching materials is an important step that teachers should ideally master well. However, in reality there are still many teachers who have not mastered it. This causes the learning process to still often be trapped in conventional patterns, where teachers dominate the class and students are passive because they are mostly listening. This conventional method has a negative impact, such as less interesting learning and minimal variation in teaching methods. This certainly hinders an effective teaching and learning process. Therefore, it is necessary to develop English teaching materials. English language materials development provides significant benefits for both students and teachers. For students, material development can drastically improve the quality of their learning. The material that was previously general in nature, after being developed, became closely integrated with the values of religious moderation. This has an impact on improving the quality of knowledge gained by students. Students not only understand English more deeply, but also gain a richer understanding of how the values of religious moderation

can be applied in daily life. While for teachers, according to Wahyudi (2022), the development of English teaching materials contributes significantly to improving teachers' pedagogical competence. Through the development process, teachers gain valuable new knowledge and experience. This allows teachers to enrich their knowledge and improve their ability to design effective learning activities. In addition, quality teaching materials can be a bridge for better communication between teachers and students. With structured and easy-to-understand teaching materials, teachers can deliver learning materials more efficiently, so that the available time can be optimally utilized for direct interaction with students in the teaching and learning process.

The development stage has also been carried out by Rahayu (2022) with the RnD research method. At this stage Rahayu (2022) compiled comprehensive learning materials by objectifying all components of the syllabus design. The results of the development systematically illustrate how all elements in the unit are organized in a neat and structured manner, from the cover to the last page. Rahayu (2022) developed a thorough coursebook and detailed every aspect in the blueprint. All components in the blueprint were carefully studied and worked on. This shows the dedication and thoroughness of researchers in producing high-quality teaching materials. In addition, aspects such as text display, images, settings, and color selection were also deeply considered. The learning design integrates technology with the educational setting and process so that it will be more easily understood

and accepted by students. In this whole process, thoroughness and attention to each element are key in producing a quality and effective textbook in supporting student learning. The development of this material is also adapted to current technological developments, with some activities in the usage module associated with the use of digital resources. In addition, in the development of this material, illustrations are added that have been adapted to the needs of students so that they better support students' desires and understanding because they are developed based on the desires of the students themselves.

D. English Textbook Before and After Revision

After developing teaching materials, researchers submit their designs to experts for assessment and evaluation. The aim is to improve the quality of the teaching materials and ensure their suitability for the predetermined learning objectives. Based on the input and direction from the validators, the researcher then made improvements to several parts of the module. This validation and improvement process is an important step in developing high-quality learning materials. By listening to feedback from experts, researchers can ensure that the materials they develop are truly effective and useful for students.

Table 4. 5 Validators' suggestion on the developed textbook

No.	Validation	Suggestion
1.	Validator 1	<ul style="list-style-type: none"> • Add language and skills focus in the module . • Add an assessment rubric after the

		<p>evaluate section.</p> <ul style="list-style-type: none"> • Use high quality images, with the clear meaning. • Add the unit title in the determine the topic section. • Add 3 components (structure, social functions, and language features) in the material.
2.	Validator 2	<ul style="list-style-type: none"> • Pay attention to learning outcomes • Pay close attention to the material that will be included in the module.

The researcher carefully reviewed the suggestions given by the validators. Based on these suggestions, a detailed revision was made to the module. The following table provides an overview of the changes made before and after the revision.





Table 4. 6 Module before and after revision

Before Revision	After Revision
<p>Learning Objectives</p> <p>Students are expected to be able to:</p> <ul style="list-style-type: none"> • Identify the meaning of invitation related to social function, text structure, and language elements • Apply simple transactional interaction related to the formal invitation • Examine simple transactional interaction related to formal invitation card and formal invitation letter • Analyze the type of formal invitation card and formal invitation letter in the videos provided. • Comprehension of formal invitation text written taking into account social function, text structure and language elements and its context. • Design a formal invitation card with attention to correct social function, text structure, and language elements and its context. • Check and assess the behavior of each group member using peer assessment. • Summarize the content of simple transactional interaction texts about formal invitation with attention to correct social function, text structure, and language elements. <p>Learning Outcomes</p> <p>Through project-based learning, students are able to create and understand the meaning of oral and written invitation by giving and asking for general information with Religious Moderation nuances related to the theme "party time", and being able to compare social function, text structure, and language elements.</p> <p>Supplementary Material</p>	<p>Language Focus and Skill</p> <ul style="list-style-type: none"> • Simple future tense • Time signals: Present and future • Conjunction: And • Preposition: In, At • Singular and Plural: I, you, we, etc. • Speech, word stress, intonation, spelling, punctuation, word formation and handwriting • Listening • Reading • Writing • Speaking <p>Learning Outcomes</p> <p>Students are able to:</p> <ul style="list-style-type: none"> • Understand the social function of formal invitation • Understand the text structure of formal invitation • Understand the language elements of formal invitation • Understand the common format use in formal invitation • Understand formal invitation card and formal invitation letter • Understand the meaning of invitation related to social function, text structure, and language elements. • Analyze simple transactional interaction related to the formal invitation. • Analyze simple transactional interaction related to formal invitation card and formal invitation letter. • Analyze the type of formal invitation card and formal invitation letter in the videos provided. • Analyze of formal invitation text written taking into account social function, text structure and linguistic elements and its context. • Create a formal invitation card with attention to correct social function, text structure, and linguistic elements and its context. • Check and assess the behavior of each group member using peer assessment. • Summarize the content of simple transactional interaction texts about formal invitation with attention to correct social function, text structure, and linguistic elements. <p>Supplementary Material</p>

Language Focus and Skill
<ul style="list-style-type: none"> • Simple future tense • Time signal: Present and future • Conjunction: And • Preposition: In, At • Singular and Plural: I, you, we, etc. • Speech, word stress, intonation, spelling, punctuation, word formation and handwriting • Listening • Reading • Writing • Speaking
Learning Outcomes
<p>Students are able to:</p> <ul style="list-style-type: none"> • Understand the social function of formal Invitation based on religious moderation. • Understand the text structure of formal Invitation based on religious moderation. • Understand the language elements of formal Invitation based on religious moderation. • Understand the common format use in formal invitations based on religious moderation. • Understand formal invitation card and formal invitation letter based on religious moderation. • Understand the meaning of Invitation related to social function, text structure, and language elements based on religious moderation. • Analyze simple transactional interaction related to the formal invitation based on religious moderation. • Analyze simple transactional interaction related to formal invitation card and formal invitation letter based on religious moderation. • Analyze the type of formal invitation card and formal invitation letter in the videos provided based on religious moderation. • Analyze of formal invitation text written taking into account social function, text structure and linguistic elements and in context based on religious moderation.


On this page, before the revision, the page consists of learning objectives and learning outcomes. After revision, the researcher changed the learning objectives to language focus. Because language focus which was originally only in the syllabus is expected to be included in the module. And then for learning outcomes, the researcher expanded the overview of learning outcomes.

Table 4. 7 Module before and after revision

Before revision	
	
<p>Determine The Topic</p> <p>A formal invitation is an invitation which follows a dignified form, tone or style in agreement with the established norms, customs or values.</p> <p>For example:</p> <ul style="list-style-type: none"> - An invitation to an independence ceremony - An invitation to a cultural and arts festival - An invitation to a religious recitation 	<p style="text-align: center;">Social Function, Linguistic Characteristics, Format of Layout, and Ways of Providing Information of Formal Invitation</p> <p>Social Function of Invitation: inviting people to formal and social events.</p> <p>Linguistic Characteristics of Formal Invitation: Simple, precise and concise words Detailed information The tone should be friendly and sincere. Words should be chosen carefully. The style of writing should be formal.</p> <p>Format of Layout:</p> <ol style="list-style-type: none"> 1. Addressee of the addressee and the addressee 2. Salutation 3. Body <ul style="list-style-type: none"> - State for whom the invitation is and by who it is given. - Reason of invitation - Date - Time - Place - R.S.V.P (It is a French word - "repondez s'il vous plait" which means" please reply") 4. Signature <p>The format of the envelope for the invitation is addressed the same way as the envelope of a letter (i.e. with the recipient's address in the middle of the envelope and addresser's address on the left hand corner of the envelope).</p>
<p>Supplementary Material 1</p>	<p>Supplementary Material 2</p>
After Revision	
<p>INVITATION</p>	
<p>Determine The Topic</p>	
<p>A formal invitation is an invitation which follows a dignified form, tone or style in agreement with the established norms, customs or values.</p> <p>For example:</p> <ul style="list-style-type: none"> - An invitation to the opening of a school - An invitation to an independence ceremony - An invitation to a religious recitation 	
<p>➤ Social Function of Formal Invitation</p> <p>Social Function of Formal Invitation are to maintain interpersonal relationship in formal context and to invite someone to formal and social events.</p>	
<p>➤ Structure of Formal Invitation</p> <p>An invitation of requesting someone presence, stating the specific event, and setting the date, time, and place. The following is the general structure of formal invitation.</p> <ul style="list-style-type: none"> • Addressee of the addresser and the addressee • The name of the person/company/institution who invites. • The request for participation. • The occasion or event for the invitation. • The purpose of the event. • The date, time, and place (the street address and the building name) of the occasion. • Special instructions (if any). It is usually written the bottom the right-hand corner of the invitation. • The request for reply (R.S.V.P) 	

➤ **Language elements of Invitation**

- Use of formal wording:
 - Have pleasure in inviting you to...
 - Request the pleasure of your company at...
 - Request the honor of your presence at...
 - Cordially invites you to...
 - Invites you to join us.
- Formal invitation cards are written in third person
- Use of perfect combination of present and future
- In formal invitation letter, use formal tone
- In spoken invitation, we can use the following expression.



Responding to Formal Invitations:

- Formal Invitations should be responded to within 3 days.
- Replies are written in third person.
- Replies have to be handwritten.
- Reason should be briefly stated for declining the invitation.

On this page, before the revision, the topic of invitation material did not have a material title on the page and the validator suggested sorting out the material that wanted to be included in the module. therefore, after the revision the researcher added the title of the material at the top of the page and also added 3 components that must be described in the module, namely structure, social function, and language features.

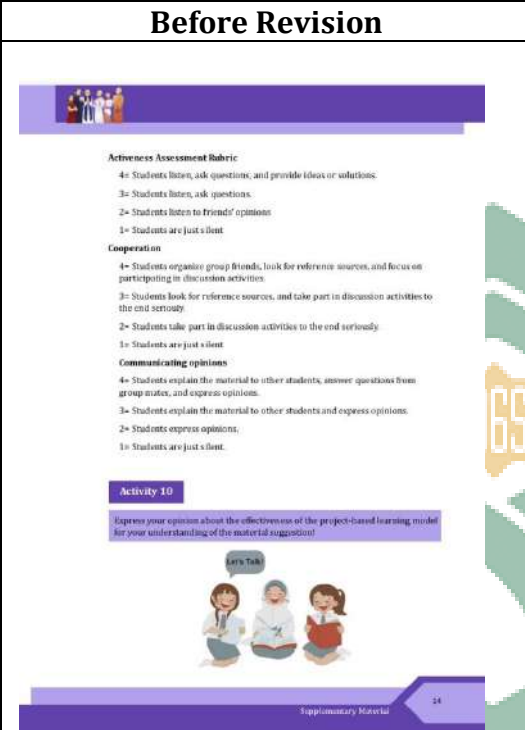

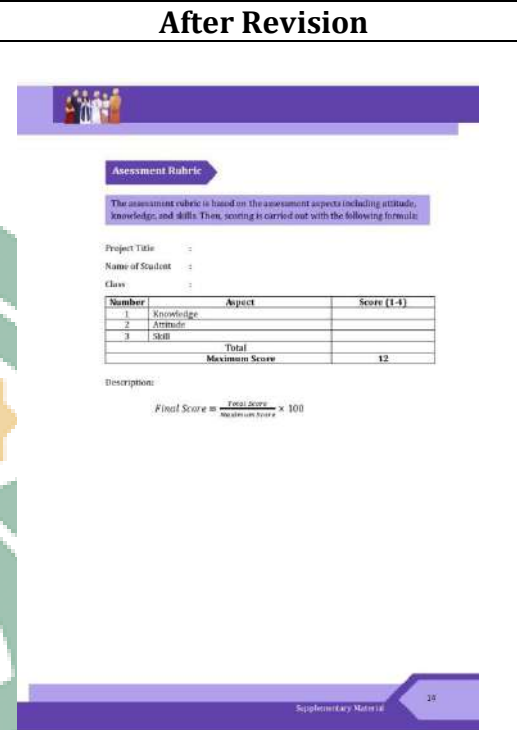
Table 4. 8 Module before and after revision

Before Revision	After Revision
<p style="text-align: center;">Activity 1</p> <p style="text-align: center;">Let's read and pay attention to the picture below!</p>  <p style="text-align: center;">After pay attention the previous picture, answer the question below!</p> <ol style="list-style-type: none"> 1. What are the good morals in the picture above? 2. What is the relationship between the picture above and the invitation? <p style="text-align: right;">Supplementary Material 4</p>	<p style="text-align: center;">Activity 1</p> <p style="text-align: center;">Let's read and pay attention to the picture below!</p>  <p style="text-align: center;">After pay attention the previous picture, answer the questions below!</p> <ol style="list-style-type: none"> 1. What are the good morals in the picture above? 2. What is the relationship between the picture above and the invitation? <p style="text-align: right;">Supplementary Material 1</p>
 <p style="text-align: center;">(source: google)</p>	

On this page, before the revision, there is an image that contains the value of religious moderation. However, because the writing contained in the picture is not clear and the grammar is a bit ambiguous. So, the validator

suggested to correct the grammar of the conversation contained in the picture, and the results can be seen in the picture after revision.

Table 4. 9 Module before and after revision

Before Revision	After Revision																		
 <p>Activeness Assessment Rubric</p> <p>4= Students listen, ask questions, and provide ideas or solutions. 3= Students listen, ask questions. 2= Students listen to friends' opinions. 1= Students are just silent.</p> <p>Cooperation</p> <p>4= Students organize group friends, look for reference sources, and focus on participating in discussion activities. 3= Students look for reference sources, and take part in discussion activities to the end seriously. 2= Students take part in discussion activities to the end seriously. 1= Students are just silent.</p> <p>Communicating opinions</p> <p>4= Students explain the material to other students, answer questions from group mates, and express opinions. 3= Students explain the material to other students and express opinions. 2= Students express opinions. 1= Students are just silent.</p> <p>Activity 10</p> <p>Express your opinion about the effectiveness of the project-based learning model for your understanding of the material suggestion!</p> <p>Arts Task</p>  <p style="text-align: right; font-size: small;">Supplementary Material 14</p>	 <p>Assesment Rubric</p> <p>The assessment rubric is based on the assessment aspects including attitude, knowledge, and skills. Then, scoring is carried out with the following formula:</p> <p>Project Title : Name of Student : Class :</p> <table border="1" style="width: 100%; border-collapse: collapse; font-size: x-small;"> <thead> <tr> <th>Number</th> <th>Aspect</th> <th>Score (1-4)</th> </tr> </thead> <tbody> <tr> <td>1</td> <td>Knowledge</td> <td></td> </tr> <tr> <td>2</td> <td>Attitude</td> <td></td> </tr> <tr> <td>3</td> <td>Skill</td> <td></td> </tr> <tr> <td colspan="2" style="text-align: center;">Total</td> <td></td> </tr> <tr> <td colspan="2" style="text-align: center;">Maximum Score</td> <td style="text-align: center;">12</td> </tr> </tbody> </table> <p>Description:</p> $Final\ Score = \frac{Total\ score}{Maximum\ score} \times 100$ <p style="text-align: right; font-size: small;">Supplementary Material 15</p>	Number	Aspect	Score (1-4)	1	Knowledge		2	Attitude		3	Skill		Total			Maximum Score		12
Number	Aspect	Score (1-4)																	
1	Knowledge																		
2	Attitude																		
3	Skill																		
Total																			
Maximum Score		12																	
<p>Assesment Rubric</p> <p>The assessment rubric is based on the assessment aspects including attitude, knowledge, and skills. Then, scoring is carried out with the following formula:</p> <p>Project Title : Name of Student : Class :</p> <table border="1" style="width: 100%; border-collapse: collapse; font-size: x-small;"> <thead> <tr> <th>Number</th> <th>Aspect</th> <th>Score (1-4)</th> </tr> </thead> <tbody> <tr> <td>1</td> <td>Knowledge</td> <td></td> </tr> <tr> <td>2</td> <td>Attitude</td> <td></td> </tr> <tr> <td>3</td> <td>Skill</td> <td></td> </tr> <tr> <td colspan="2" style="text-align: center;">Total</td> <td></td> </tr> <tr> <td colspan="2" style="text-align: center;">Maximum Score</td> <td style="text-align: center;">12</td> </tr> </tbody> </table> <p>Description:</p> $Final\ Score = \frac{Total\ Score}{Maximum\ Score} \times 100$		Number	Aspect	Score (1-4)	1	Knowledge		2	Attitude		3	Skill		Total			Maximum Score		12
Number	Aspect	Score (1-4)																	
1	Knowledge																		
2	Attitude																		
3	Skill																		
Total																			
Maximum Score		12																	

On this page, the validator suggested adding an assessment rubric after the evaluation section. Therefore, the researcher added the assessment rubric by adding a new page after activity 10, as shown in the picture above.

E. The Result of Evaluation Phase

1. The Validation Result of Blueprint Design

After completing the blueprint and module design, researchers submitted the designs to validators for validation. The aim was to evaluate and test the validity of the blueprints and modules, ensuring that the materials were in accordance with the learning objectives. The appointed validators then provided feedback, comments and scores on the blueprints and modules. These inputs and comments are valuable for researchers to improve and refine the design. The results of the blueprint and module validation will be a guideline for researchers to make improvements. The results of the blueprint and module validation are as follows.

Table 4. 10 Validation Result of Blueprint

No	statement	Score from validator 1	Score from validator 2	Mean score	Result
Course Content					
1.	The blueprint is consistent with the syllabus for Senior High School (SMA) in Curriculum 2013	4	4	4	Valid
2.	The content material is appropriate with the course of Students in	4	4	4	Valid

	Senior High School in the eleventh grade				
Learning Outcomes					
3.	Learning outcomes include integrated skills in English (reading, writing, speaking and listening)	3	4	3.5	Enough Valid
4.	The learning outcomes are clearly stated	4	5	4.5	Valid
Indicator					
5.	These indicators provide learning experience for students to achieve learning outcomes	4	4	4	Valid
6.	The indicator is expressed systematically	4	4	4	Valid
7.	The indicators are clearly stated	4	4	4	valid
Skills					
8.	The blueprint supports actively English skills	2	4	3	Enough Valid
Activity					
9.	The blueprint	4	4	4	Valid

	provides suitable tasks for the students				
10.	Students are evaluated based on the learning outcomes and indicators	4	4	4	Valid
Evaluation					
11.	Students' achievement in the course can be measured fairly	3	4	3.5	Enough Valid
Total: 3.86 = Valid					

The first part to be validated is the suitability of the blueprint made with the blueprint in the general senior high school K13, in this case it gets a valid score (4), which means that the blueprint made and its components are in accordance with the blueprint in the general senior high school. The next part is the suitability of the material made with the subjects of class XI senior high school students who get a score of (4), this proves that the material made is in accordance with the level of understanding, needs and characteristics of senior high school students. Furthermore, learning outcomes include integrated English skills namely reading, writing, speaking and listening, in this case getting a enough valid score (3,5). The next part is whether learning outcomes are stated clearly and get a valid score (4.5) which states that learning outcomes are clearly stated, namely the progress of students can be determined clearly even before the learning process

begins. Furthermore, the suitability that the indicator provides a learning experience for students to get learning outcomes, this gets a valid score (4). This shows that indicators are not only used to measure student learning outcomes, but students get the desired learning experience. In the next section, the blueprint supports students' English skills which get a enough valid score (3). Furthermore, the blueprint provides suitable assignments for students to get a valid score (4), this shows that the blueprint has been designed according to the level of understanding and needs of students. The next part, that students are evaluated based on indicators and learning outcomes get a valid score (4). This shows that student learning progress is assessed based on indicators and student learning outcomes. Finally, student achievement of the course can be fairly measured, which earns a enough valid score (3,5). This shows that student assessment is carried out objectively and without discrimination so as to produce fair results.

2. The Validation Result of Textbook Design

After revising the module, the researcher made a decision from the results of the module validation that had been carried out. After making several revisions to the book, finally researcher adapted the validation checklist from Rahayu (2022), which part of the instrument comes from the instruments offered by the BNSP book, namely content feasibility, language feasibility, graphic feasibility and presentation feasibility.

a. Content Feasibility

Assessment of module content includes three key aspects, namely the suitability of the material with the Competency Standards (SK) and Basic Competencies (KD), the accuracy of the material, and the availability of supporting material

Table 4. 11 Content Feasibility

No.	Statement	Score from validator 1	Score from validator 2	Mean score	Result
1.	The materials are in accordance with Standard Competency (SK) and Basic Competency (KD) of English lessons in Senior High School.	4	4	4	Valid
2.	The materials are in accordance with the learning indicators.	4	4	4	Valid
3.	The material interactively and participatively represents the Project based Learning (PJBL).	4	3	3.5	Enough Valid
4.	Input for reading (the text) in the materials is related to the topic of the unit.	4	3	3.5	Enough Valid
5.	Input for listening (the video/audio) in the materials is related to the topic of the unit.	4	3	3.5	Enough Valid

6.	Input for speaking (monologue/dialogue) in the materials is related to the topic of the unit.	4	3	3.5	Enough Valid
7.	Input for writing in the materials is related to the topic of the unit.	4	4	4	Valid
8.	Vocabulary in the materials is related to the topic of the unit.	4	4	4	Valid
9.	Language function in the materials is related to the topic.	3	4	3.5	Enough Valid
10.	Activity for reading in the materials is related to the learning indicators of the unit.	4	4	4	Valid
11.	Activity for listening in the materials is related to the learning indicators.	4	4	4	Valid
12.	Activity for speaking in the materials is related to the learning indicators.	4	4	4	Valid
13.	Activity for writing in the materials is related to the learning indicators.	4	4	4	Valid
14.	Activity in learning vocabulary is related to the learning indicators.	4	4	4	Valid
15.	Activity in learning grammar is related to the learning indicators.	3	4	3.5	Enough Valid

16.	Activity in learning pronunciation is related to the learning indicators.	3	4	3.5	Enough Valid
17.	The materials can encourage the students to explore more about the topic in their daily lives.	4	4	4	Valid
18.	The texts are directed in developing students' communication abilities in order to achieve social functions.	4	4	4	Valid
19.	The sources of materials are acceptable	4	3	3.5	Enough Valid
20.	The materials can lead the students to develop their personal, social, and academic-related to their English proficiency.	4	3	3.5	Enough Valid
21.	The materials are integrated with religious moderation in appropriate form.	4	5	4.5	Valid
22.	The religious moderation integration in the materials is suitable for the topic, input, and task in the materials.	4	5	4.5	Valid
23.	The form of religious moderation	4	5	4.5	Valid

	integration in the materials is balanced with the English module.				
Total: 3.86 = Valid					

Based on the module validation results show that the overall result is 3.86 (valid). The main focus of the validation is connecting the material with the Competency Standards (SK) and Basic Competencies (KD). This module was initially created with the aim of assisting students in achieving learning objectives. The process of organizing content, tasks and other important components in the module is based on competency standards, basic competencies, needs analysis and learning indicators. In designing the textbook and blueprint, the researcher considered two main things. First, emphasis is given to the characteristics of learning that focus on achieving learning objectives. Second, researchers ensured the accuracy of the module content, including concepts, facts and other information, all of which were sourced from reliable sources. The module contains content, graphics, and explanations that are relevant and appropriate to the topics covered. In addition, the module also provides supplementary materials that assist students in pursuing further knowledge. Content appropriateness is the third focus in the creation of this module. The module was developed with the aim of increasing students' enthusiasm, interest, and curiosity towards learning, while improving their English language skills.

b. Presentation Feasibility

In the feasibility of the lower presentation, there are several important aspects that must be considered. These aspects include technical presentation, learning, and presentation completeness. First, the technical aspect of presentation includes several things, such as the use of relevant images, the use of motivation, the selection of appropriate topics, and the level of difficulty relevant to the audience. Second, in the aspect of learning presentation, the presentation should consider students as the center of attention. In addition, the presentation should also have a strong scientific basis and the ability to convey information communicatively. Finally, the completeness of the presentation includes all parts contained in the book, from the preface to the conclusion, which must be well organized and complete.

Table 4. 12 Presentation Feasibility

No.	Statement	Score from validator 1	Score from validator 2	Mean score	Result
1.	The materials presentation includes the cover of textbook, preface, book map, table of content, and identity of the writer.	3	4	3.5	Enough Valid
2.	The presentation of materials clearly divides the opening	4	4	4	Valid

	(cover and unit mind map), main (material unit and task), and closing parts of the textbook (summary and reflection).				
3.	The main part of the material is arranged systematically based on the phases of activity in Project-based Learning (PJBL) namely determining the topic, precommunication, determining the basic question, creating the schedule, designing the project plan, test result, and evaluating experiences.	4	3	3.5	Enough Valid
4.	The tasks are representing the characteristics of activity phases in Project-based Learning (PJBL) namely determining the topic, precommunication, determining the basic question, creating the schedule, designing the project plan, test result, and evaluating experiences.	4	3	3.5	Enough Valid
5.	The materials interactively and	4	4	4	Valid

	participatively build interaction in English between students, students and teachers, and students and the wider environment.				
6.	The materials can encourage the students to do various communicative tasks creatively and critically.	4	4	4	Valid
7.	The materials and activity presentation encourage students to be responsible for their own learning.	4	4	4	Valid
8.	The materials encourage the students to recognize their success and inadequacy in the learning process.	4	4	4	Valid
9.	The learning settings are related to need analysis.	4	5	4.5	Valid
Total: 3.88 = Valid					

The module validation results showed a high level of validity (3.88) in accordance with the feasibility of presentation. In the technical aspect of presentation, this module has highlighted interesting parts both in activities (tasks) and appearance that are very relevant to the needs of students. The textbook is focused on students' interests by helping them develop creative and critical thinking skills (scientific learning). The module also encourages

student engagement through active dialog. The final aspect of material presentation is completeness. Each unit of the module has a concluding section that includes a summary, reflection, and a list of related readings. The module is organized with all the necessary components, including the cover, core competencies, basic competencies, learning objectives, activities, tasks, conclusion and word lists.

c. Language Feasibility

Another part of this module that needs attention is the language aspect. This aspect of language includes several things, such as the suitability of language with student development, the ability of language to function communicatively, and logical alignment in conveying information.

Table 4. 13 Language feasibility

No.	Statement	Score from validator 1	Score from validator 2	Mean score	Result
1.	The language in input, task, and instruction is clear and understandable.	4	4	4	Valid
2.	The language in input, task, and instruction is interactive and communicative.	4	4	4	Valid
3.	The language used in input, task, and instruction is	4	4	4	Valid

	suitable for students' cognitive development levels.				
4.	The language in input, task, and instruction is appropriate in the aspect of grammar, spelling, and punctuation.	4	4	4	Valid
5.	The language in the materials is holistically cohesive and coherence	4	4	4	Valid
Total: 4.00 = Valid					

The overall score for language proficiency was 4.00 (Valid). The assessment begins by evaluating students' ability to speak English at an early intermediate level, both in terms of language level and developmental level. The module is tailored to the students' language learning level. The main focus of the language used in this module is on dialog and writing. The researcher made the content of the module interconnected by including various questions and directions. The grammar used in the module is good and easy to understand, thus helping students in their academic endeavors. All texts, directions, and other textual inputs are grammatically correct and logical, thus relevant to the problems.

d. Graphic Feasibility

The last aspect that must be considered in compiling the module is graphics. Graphics include things like cover design, layout, module size, and other visual elements present in the textbook. This is important because the use of attractive graphic elements such as images, illustrations, and neat layouts in learning modules can increase visual appeal, thus stimulating students' interest in learning. This aesthetic and informative module design not only makes the learning process more enjoyable, but also strengthens the conceptual understanding of the subject matter.

Table 4. 14 Graphic Feasibility

No.	Statement	Score from validator 1	Score from validator 2	Mean scorer	Result
1.	The materials are printed using ISO standard size (A4, A5, or B5).	4	3	3.5	Enough Valid
2.	The settings of the cover, unit title, subunit title, illustration, picture explanation, and page number are proportional and do not disturb the students	4	4	4	Valid

	during the learning process.				
3.	The use of letter/character variation (bold, italic, capital) is appropriate and do not too various in type and colour.	4	5	4.5	Valid
4.	The illustrations (picture, graphic, table, etc.) are aesthetic and functional.	3	5	4	Valid
5.	The colour of the book holistically and in each unit are proportional and do not disturb the students during the learning process.	3	5	4	Valid
6.	The whole design of the module is holistically interesting.	4	5	4.5	Valid
Total: 4.08 = Valid					

Based on the graphic feasibility of the module, all results scored 4.08 (Valid). Cambria was chosen as the main font because it is easy to read. The module is customized to the needs of the book and printed on A4 size paper. In addition, the use of bright color combinations in the module adds to the aesthetic and visual appeal. The placement of visual parts and other

design elements is considered by looking at the topic or section to be studied, as well as balance, attractiveness, and motivation.

The evaluation stage in this research holds an important role to affirm the quality of the blueprints and modules that have been designed. This process involved a thorough assessment of the blueprints and modules that had been carefully drafted. The evaluation results clearly showed that the blueprints and modules had reached the expected level of validity. This is tangible evidence that the materials that have been developed are in line with the learning objectives and meet the standards that have been set. Validation acts as confirmation or proof that each step in the material development process has been carried out appropriately and in accordance with the needs of the learning process. In simple terms, this evaluation helps to ensure that the well-designed learning materials are truly aligned with the learning objectives to be achieved. It is expected to make a significant contribution to achieving the learning objectives. To evaluate this stage, the researcher used a validation checklist as a tool used by the evaluation team consisting of 2 expert validators. The researcher adapted the validation checklist from Rahayu (2022), by including instrument points such as content feasibility, presentation feasibility, language feasibility, and graphical feasibility, which were derived from the textbook feasibility instrument proposed by BNSP.

The evaluation stage is very important in the development of English teaching materials. As stated by Aldoobie (2015), the evaluation stage in the development of English teaching materials holds an important

role to ensure that learning objectives and student needs can be achieved properly through the learning design that has been designed. This evaluation not only aims to measure the achievement of learning objectives, but also to identify aspects that require improvement in the learning system that has been made before the final version is implemented. Cahyadi (2019), also explains that it is important to understand the results of the evaluation process, not only useful for measuring the extent to which the blueprints and modules that have been developed are in accordance with learning standards and objectives. More than just a measuring tool, evaluation results in the development of English teaching materials have an important role in providing valuable feedback for the development process itself. The feedback from these evaluations provides much-needed insights and information to improve and refine the blueprints and modules to suit the needs of the students and the learning process as a whole. Thus, evaluation not only serves as a measuring tool to assess the achievement of learning objectives, but also as an instrument that assists in the process of continuous refinement and improvement in the development of teaching materials.

F. Research Limitation

The data results that have been obtained from the research presented here are about the limitations of researcher. The researcher used the ADDIE model in developing the materials, but the implementation stage could not be carried out due to time constraints. Therefore, the research report only includes the results of the module development before implementation, without any evaluation regarding the effectiveness of the module in the learning process. This limits the presentation of the module to English teachers only. The researcher hopes that future studies can implement the developed module to assess its effectiveness directly. In addition, the material content contained in the teaching module contains a barcode that leads to a learning video of invitation unit material found on the YouTube application but has not been integrated with the value of religious moderation, only general material explained by native speakers.

CHAPTER V

CLOSING

A. *Conclusion*

Based on the formulated research questions, several conclusion can be drawn from the systematic research process.

1. In the analysis stage, The researcher figured out what students needed to learn by interviewing the teachers, looking at class materials, and distributing a questionnaire to students. The questionnaire includes student identity data, identifying specific needs that need to be met based on the existing syllabus and learning materials, as well as exploring more in-depth learning needs. The questions in this questionnaire focused on the aspects of material organization, material content, and the unique characteristics of each student. This information helped the researcher to design the teaching materials.
2. The researcher made a syllabus design at the design stage, which also produced ELT materials that integrated the values of religious moderation. The components of the syllabus design include the unit title, basic competencies, learning outcomes, indicators, inputs, language focus and skill, learning activities, and religious moderation. The principles of project-based learning (Pjbl) are mostly applied in this module, with the aims of consolidating

several tasks into one unit that will assist students in achieving their educational goals.

3. After creating the materials, the researcher turned them into a module. During the development procedure, the researcher focused on the scope of the development English Teaching Material based on religious moderation by interpreting the fourth indicators of it, the module development process involves organizing learning materials by paying attention to visual aspects such as graphics, design, and layout, and refers to the principles of writing quality textbooks. After the module was completed, researcher conducted a validity assessment of the content, language, presentation, and visual elements to ensure the quality.
4. The researcher conducted a formative evaluation at each stage of the evaluation process. Before proceeding to the next stage, the researcher submitted the results of the data analysis at the analysis stage to the supervisor for review. The results of the blueprint design submitted by the researcher to be validated at the design stage obtained a validity level score of (3.86) after several adjustments were made. The resulting textbook was evaluated at the development stage, and the results showed that the textbook was enough valid in terms of content feasibility (3.86), valid in terms of presentation feasibility (3.88), valid in terms of language feasibility (4.00), and valid in terms of graphic feasibility (4.08).

Finally, through a systematic process of development and revision the developing ELT material based on religious moderation reaches the level of feasibility that has been validated by the validators.

B. *Recomendation of Research*

This study provides several recommendations. The first recommendation is for future researchers to carry out the implementation stage of the module that has been developed, with the aim of knowing the shortcomings of the module and evaluating the extent to which the module helps students in the learning process. The second recommendation is to implement the developed module based on religious moderation in general classes. Although the textbook was initially designed for use in Madrasah, the module can be adopted in public schools, given the large student population in Indonesia. The main purpose of creating this material is to help students learn English while still developing character in accordance with good and moral religious moderation, so that they can benefit the world and achieve a better life in the hereafter.

C. *Implications of Research*

First, for students, the result of this research is a product in form of teaching material that contains religious moderation so that the students not only get English material but also understanding about the values of religious moderation, they also will get invitation material related to religious moderation. Second, for teachers, this product can be a reference in helping them to improve students' abilities in developing english knowledge,

especially in write and make a formal invitation letter and card. Third, for the next researcher. This research can be a reference for the next researcher. The researcher developed a product in form of modul by using ADDIE model but the implementation stage is not be conducted in this research, so the next researcher is expected to continue and complete it.



BIBLIOGRAPHY

- Ahmad, D. (2019). *Materials Development on English Language Teaching*. Makassar: Pusaka Almailda.
- Ahmed, S. (2016). An Evaluation of Effective Communication Skills Coursebook. *Advances in Language and Literary Studies*, 7(3). <https://doi.org/10.7575/aiac.all.v.7n.3p.57>
- Albana, (2023). *Implementasi Pendidikan Moderasi Beragama di Sekolah Menengah Atas. 09, 2020-2024*.
- Aldoobie, N. (2015). ADDIE Model. *American International Journal of Contemporary Research*, 5(3), 361-373.
- Anderson, & Krathwol. (2001). Anderson dan Krathwohl Taksonomi Bloom Direvisi.
- Borg, R. W., & Gal, D. M. (1983). *Educational Research An Introduction*. New York: Longman.
- Branch, R. . (2009). *Instructional design: The ADDIE approach*. Springer Science & Business Media.
- Butcher, C., Davies, C. and Highton, M. (2006) *Designing Learning. From module outline to effective teaching*. London and New York: Routledge
- Cahyadi, R. A. H. (2019). Pengembangan Bahan Ajar Berbasis Addie Model. <https://doi.org/10.21070/halaqa.v3i1.2124>
- Creswell, W. J. (2010). *Research Design: Pendekatan Kualitatif, Kuantitatif, dan Mixed (Third)*. Yogyakarta: Pustaka Pelajar.
- Cunningsworth, A. (1995). *Choosing your Coursebook*. London: Macmillan.
- Devi, S. (2020). *Developing Inquiry Learning Model-Based English Instructional Materials for the Seventh Grade of Junior High School*.
- Gay, L. R. (1991). *Educational Evaluation and Measurement: Com-petencies for Analysis and Application (second)*. New York: Macmillan Publishing Compan.
- Gini, G., Albiero, P., Benelli, B., Altoe, G. 2007. Does Empathy Predict Adolescents Bullying and Defending Behavior. *Journal Aggressive*

Behavior. <http://dpss.psy.unipd.it/files/docs/Gini/empatia.pdf>

Gonibala, M. L. (2022). Integrasi Nilai-nilai Moderasi Beragama Pada Mata Pelajaran PAI dan Budi Pekerti di SMA Kelas X. *Journal of Islamic Education Policy*, 7, 68–79.

Hamidah, H., Puspita, R. A., Gasalba, R. A., Fauziah, S., Rabbani, T. A. S., & Nirwansyah. (2019). Modul Model Pembelajaran Berbasis Teks Berorientasi HOTS.

Handayani, E. T. Y., Siti, N., & Mahdiyah. (2019). Pengembangan Modul Pembelajaran Sanggul Modern. *Jurnal Ilmiah Wahana Pendidikan*, 5(3). <https://doi.org/10.5281/zenodo.3360401>

Hasyim, M. (2020). Integrasi pendidikan agama dalam pembelajaran bahasa Inggris untuk meningkatkan toleransi siswa. *Pendidikan Islam*, 255–271.

Hayes, B.C., McAlliste, I., & Dowds, L. (2007). Integrated education, intergroup relations, and political identities in Northern Ireland. *Journal Social Problems*, 54(4), 454–482.

Hyland, K. (2003). *Second Language Writing*. Cambridge: Cambridge University Press.

Ibrahim, N. (2010). *Perspektif Pendidikan Terbuka Jarak Jauh*. Bumi Aksara.

Ismail, F. (2018). Integrating values in English language teaching: Issues and Challenge. *Journal of Language Teaching and Research*, 242–247.

Kementrian Agama RI. (2019). *Tanya Jawab Moderasi Beragama* (first). Badan Litbang dan Diklat Kementerian Agama RI Gedung Kementerian Agama RI Jl.MH. Thamrin No.6 Lt. 2 Jakarta Pusat.

Kustati, M., Indra, R., Efendi, Ritonga, M., Nelmawarni, Yulia, & Karni, A. (2023). The Effect of National Insight and Religious Moderation on Radical Behavior of Secondary School Students. *Education Research International*, 2023. <https://doi.org/10.1155/2023/2919611>

Lestari, S. A. B., Saragih, S., & Hasratuddin. (2018). Developing Learning Materials Based on Realistic Mathematics Education with Malay Culture Context to Improve Mathematical Communication Ability and SelfEfficacy of Students in SMPN 2 Talawi. *American Journal of Educational Research*, 6(11), 1473–1480. <https://doi.org/10.12691/education-6-11-5>

- Magdalena, I., & , Riana Okta Prabandani, Emilia Septia Rini , Maulidia Ayu Fitriani, A. A. P. (2020). Analisis pengembangan bahan ajar. *Jurnal Pendidikan Dan Ilmu Sosial*, 2(2), 170–187. <https://ejournal.stitpn.ac.id/index.php/nusantara>
- Marjo, Y. S. (2005). *Surat-Surat Lengkap*. Jakarta: Setia Kawan Press.
- McGrath, I. (2013). *Teaching Materials and the Roles of EFL/ESL Teachers: Practice and Theory*. London, UK and New York, NY: Bloomsbury Academic,.
- Miles, M. B., Huberman, A. M., & Saldana, J. (2014). *Qualitative Data Analysis: A Methods Sourcebook (Third Edit)*. Sage Publications. <https://books.google.co.id/books?id=p0wXBAAAQBAJ&printsec=frontcover&hl=id#v=onepage&q&f=false>
- Muklasin. (2023). *Menerapkan Moderasi Beragama*. <https://bdksemarang.kemenag.go.id/berita/mengapa-kemenag-penting-menerapkan-moderasi-beragama>
- Mulyana, D. (2004). *Metodologi Penelitian Kualitatif (Paradigma Baru Ilmu Komunikasi dan Ilmu Sosial Lainnya)*. Bandung: Remaja Rosdakarya.
- Nisa, K., & Muhlis, M. (2022). Pendidikan Moderasi Beragama Di Sulawesi Tengah. *Educandum*, 8(1), 12–28. <https://blamakassar-ejournal.id/educandum/article/view/695>
- Nurpahmi, S., et al. (2022). Integrating Islamic Values into ELT Material for the Eleventh Grade Students of Mahyajatul Qurra' Islamic Boarding School Takalar. *Proceedings of The 2Nd International Conference on Social and Islamic Studies, Volume 2, 2022, Online ISSN: 2809-6339*, 2(1993), 650–668. https://proceedings.uinalauddin.ac.id/index.php/icsis/icsis_2022/paper/view/782
- Pannen, P., & Purwanto. (2021). *Penulisan Bahan Ajar*. Departemen Pendidikan Nasional.
- Pardo, N. A., & Tellez, F. M. (2009). *ELT materials: The key to fostering effective teaching and learning settings*. 171–186.
- Pelu, H., & Nur, N. (2022). Penerapan Moderasi Beragama Dalam Pembelajaran Bahasa Inggris Di Madrasah. *Educandum*, 8(2), 246. <https://blamakassar.ejournal.id/educandum/article/view/888%0Ahttp>

s://blamakassar.e-journal.id/educandum/article/download/888/459

- Rahayu, D. (2022). Integrating Islamic Values into ELT Materials Unit of “National Disaster-an Exposition” For The Eleventh Grade Students Of Mahyajatul Qurra’ Islamic Boarding School Takalar. 8.5.2017, 2003–2005.
- Robinet, B. W., Hutchinson, T., & Waters, A. (1988). English for Specific Purposes: A Learning-Centred Approach. *The Modern Language Journal*, 72(1), 73. <https://doi.org/10.2307/327576>
- Rubin, J. (1979). What the good language learner can teach us. In J.B. Pride (Ed.) *Sociolinguistic Aspects of Language Learning and Teaching. Research Paper Series*, 1(1), 1–25. <http://scholar.google.com/scholar?hl=en&btnG=Search&q=intitle:Language+Learning+Strategies:+Theory+and+Research#0>
- Seodjito. (2010). *Terampil Menulis Surat Resmi Bahasa Indonesia*. Jakarta: Prestasi Pustaka Raya.
- Siregar, A. (2020). *Literasi Moderasi Beragama*. Bengkulu: CV. Zigie Utama
- Sudarsa, C., Hadi, F., & Sja’rani, A. (1991). Seri Penyuluhan 2 Surat Menyurat dalam Bahasa Indonesia. In *Pusat Pembinaan dan Pengembangan Bahasa: Vol. V* (Issue 1). Departemen Pendidikan dan Kebudayaan.
- Sugiyono. (2007). *Metodologi Penelitian Bisnis*. PT. Gramedia, Jakarta.
- Sugiyono. (2012). *Metode Penelitian Pendidikan Pendekatan Kuantitatif, Kualitatif, dan R&D*. Bandung: Alfabeta.
- Sugiyono. (2019). *Metode Penelitian Kuantitatif, Kualitatif & RND*. Alfabeta.
- Sukmadinata, R., & Syaodih, N. (2008). *Metode Penelitian Pendidikan*. PT.Remaja Rosdakarya.
- Sukraini, N., & Farida, M. (2021). *Embedding Religious Moderation Values through Communication Activities in English Language Teaching*. 2017.
- Suprpto. (2020). *INTEGRASI MODERASI BERAGAMA DALAM PEGEMBANGAN KURIKULUM PENDIDIKAN AGAMA ISLAM INTEGRATION OF RELIGIOUS MODERATION IN THE DEVELOPMENT OF*. 18(3), 355–368.
- Thomas, M. (2015). *Principles of ELT materials development (Pt1)* Retrieved

19thMarch2018.<http://blogs.brighton.ac.uk/markthomas/2015/03/10/principles-of-elt-materials-development/%0A>

Tomlinson, B. (n.d.). *Materials Development for Language Learning and Teaching*. London: Bloomsbury Publishing.

Troncoso, R. C. (2010). *The Effect of Language Materials on The Developmet of Intercultural Competence*. London: Continuum Press.

Umaemah, A. (2022). *INTEGRASI NILAI - NILAI MODERASI BERAGAMA PADA*. 4(2), 198–206.

Wahyudi, A. (2022). Pentingnya Pengembangan Bahan Ajar Dalam Pembelajaran Ips. *JESS: Jurnal Education Social Science*, 2(1), 51–61.

Warsita, B. (2008). *Teknologi Pembelajaran: Landasan & Aplikasinya*. Jakarta: Rineka.

Wasimin, W. (2022). Project Based Learning As a Media for Accelerating the Achievement of Profil Pelajar Pancasila in the Program Sekolah Penggerak. *International Journal of Social Science*, 1(6), 1001–1008. <https://doi.org/10.53625/ijss.v1i6.1924>

Widyastuti, E., & Susiana. (2019). Using the ADDIE model to develop learning material for actuarial mathematics. *Journal of Physics: Conference Series*, 1188(1). <https://doi.org/10.1088/1742-6596/1188/1/012052>

Yassi, A. H., & Kaharuddin. (2018). *Syllabus Design for English Language Teaching* (second). TrustsMedia Publishing.

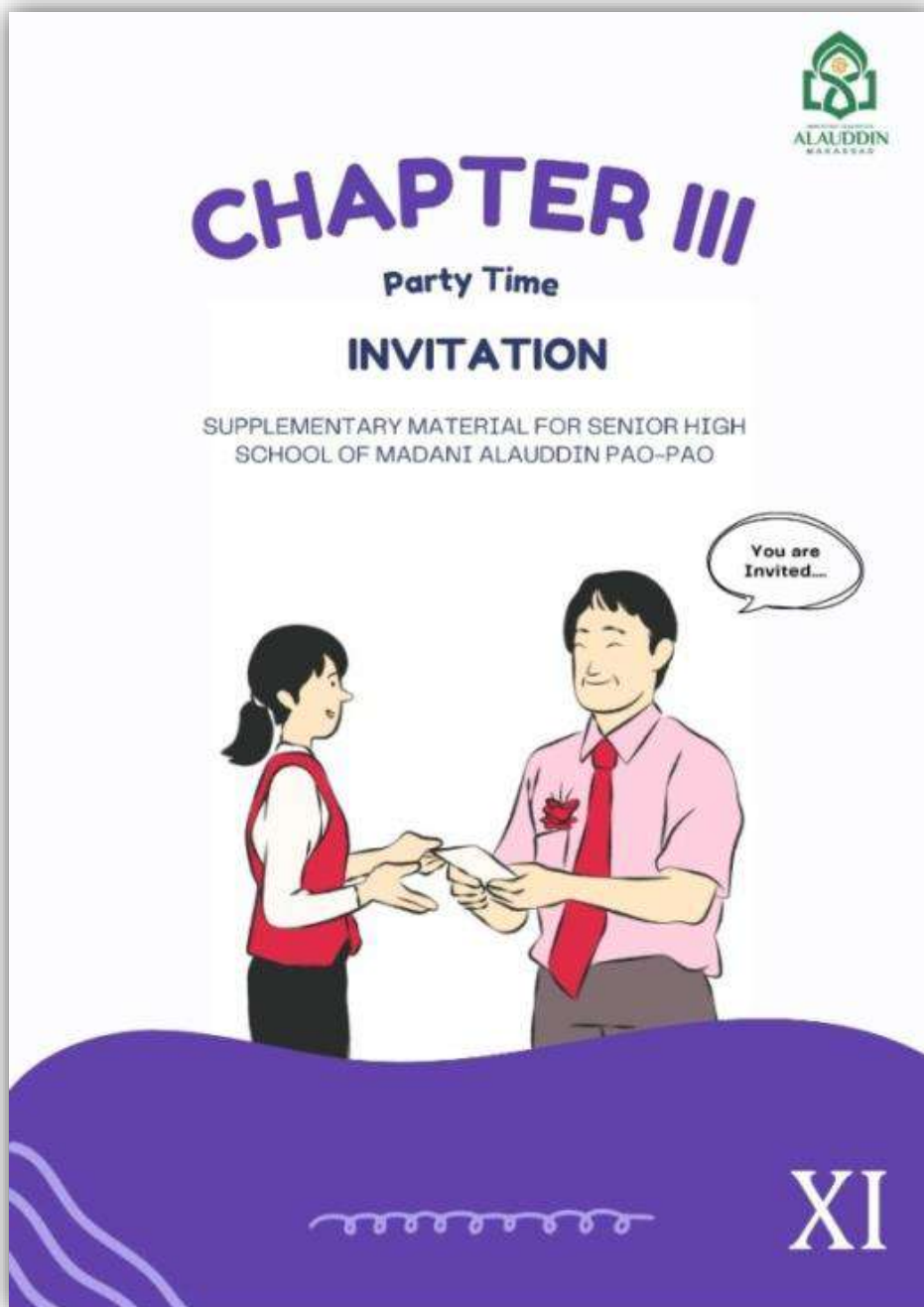
Yaumi, M. (2021). *Media dan Teknologi Pembelajaran Edisi Kedua*. Prenada Media.



APPENDICES

UNIVERSITAS ISLAM NEGERI
ALAUDDIN
M A K A S S A R

Design Text-Book





Standard Competences

Standard Competence 1&2: Respect and live the teachings of the religion they profess and appreciate and live honest, disciplined, polite, confident, caring, and responsible behaviour in interacting effectively in accordance with the development of children in the environment, family, school, community and surrounding natural environment, nation, country, and regional region.

Standard Competence 3: Understand and apply factual, conceptual, procedural, and metacognitive knowledge at simple technical and specific levels based on curiosity about science, technology, art, culture with humanitarian, national, and state insights related to visible phenomena and events.

Standard Competence 4: Demonstrate the skills of reasoning, processing, and presenting creatively, productively, critically, independently, collaboratively, and communicatively, in the concrete realm and abstract realm in accordance with those learned in school and other similar sources in a theoretical point of view.

Basic Competences

3.3 Distinguish the social function, text structure, and language elements of several special texts in the form of formal invitation.

4.3 Formal invitation text

4.3.1 Capturing the social function, text structure, and language elements of oral and written in the form of formal invitation related to school activity/workplace.

4.3.2 Compile oral and written particular texts in the form of formal invitation related to school activity/workplace, with attention to social functions, text structure, and language elements that are correct and appropriate to the context.

Supplementary Material



Language Focus and Skill

- Simple future tense
- Time signal: Present and future
- Conjunction: And
- Preposition: In, At
- Singular and Plural: I, you, we, etc.
- Speech, word stress, intonation, spelling, punctuation, word formation and handwriting
- Listening
- Reading
- Writing
- Speaking

Learning Outcomes

Students are able to:

- Understand the social function of formal invitation
- Understand the text structure of formal invitation
- Understand the language elements of formal invitation
- Understand the common format use in formal invitations
- Understand formal invitation card and formal invitation letter.
- Understand the meaning of invitation related to social function, text structure, and language elements.
- Analyze simple transactional interaction related to the formal invitation.
- Analyze simple transactional interaction related to formal invitation card and formal invitation letter
- Analyze the type of formal invitation card and formal invitation letter in the videos provided.
- Analyze of formal invitation text written taking into account social function, text structure and linguistic elements and in context.
- Create a formal invitation card with attention to correct social function, text structure, and linguistic elements and in context.
- Check and assess the behavior of each group member using peer assessment.
- Summarize the content of simple transactional interaction texts about formal invitation with attention to correct social function, text structure, and linguistic elements.

Supplementary Material



INVITATION

Determine The Topic

A formal invitation is an invitation which follows a dignified form, tone or style in agreement with the established norms, customs or values.

For example:

- An invitation to the opening of a school
- An invitation to an independence ceremony
- An invitation to a religious recitation



Social Function of Formal Invitation

Social Function of Formal Invitation are to maintain interpersonal relationship in formal context and to invite someone to formal and social events.

Structure of Formal Invitation

An invitation of requesting someone presence, stating the specific event, and setting the date, time, and place. The following is the general structure of formal invitation.

- Addreses of the addresser and the addressee
- The name of the person/company/institution who invites.
- The request for participation.
- The occasion or event for the invitation.
- The purpose of the event.
- The date, time, and place (the street address and the building name) of the occasion.
- Special instructions (if any). It is usually written the bottom the right-hand corner of the invitation.
- The request for reply (R.S.V.P)



Language elements of Invitation

- Use of formal wording:
 - Have pleasure in inviting you to...
 - Request the pleasure of your company at...
 - Request the honor of your presence at...
 - Cordially invites you to...
 - Invites you to join us.
- Formal invitation cards are written in third person
- Use of perfect combination of present and future
- In formal invitation letter, use formal tone
- In spoken invitation, we can use the following expression.



A

Responding to Formal Invitations:

- Formal Invitations should be responded to within 3 days.
- Replies are written in third person
- Replies have to be handwritten.
- Reason should be briefly stated for declining the invitation.



For further explanation, you may scan the barcode below and present the material based on your understanding.





Activity 1

Let's read and pay attention to the picture below!



After pay attention the previous picture, answer the question below!

1. What are the good morals in the picture above?
2. What is the relationship between the picture above and the Invitation?



Pre-Communication

Activity 2

Read, pay attention and then analyze the conversation below!

Mr. John: Hai Annisa, how are you?
 Annisa : Halo Mr. John, I am good thank you.
 Mr. John: Are you busy this weekend?
 I would like to invite you and your mother to my christmas party.
 Annisa : That sounds nice, I would love to come Mr. John.
 Mr. John: Oh my God! I forgot to give it to you, here is the invitation card. This party just a dinner at home with the neighbors.
 Mr. John: Wow that is beautiful! Sure I can make time to come by to your house.
 Mr. John: Thank you Annisa, see you this weekend.
 Annisa : See you Mr. John!



After reading and analyzing the previous conversation, answer the questions below!

1. Why do people write and send invitations?
2. Why do you think invitations have become important in our society?
3. What kind of invitation do you think is in the excerpt given above?



Activity 3

Read and analyze the invitation letter and invitation card below!

Letter of Invitation


MOUNT CARMEL SCHOOL OF INFANTA
 Senior High School Department

January 18, 2023

PMJ Fernando L. Crede
 Officer in Charge
 Infanta MPS

Dear, Mr. Crede,
 Greeting of Peace!

We are delighted by having the opportunity to invite you as a guest speaker in our school, Mount Carmel School of Infanta, to educate our valuable students about safe space and Cyberbullying Awareness. They will be grateful for the opportunity to hear you thoughts and experiences. This event will have two sessions on January 25, 2023.

- Grade 11 students - 8AM-10AM
- Grade 12 students - 1PM-3PM

This event will focus on the following goals:

1. To promote awareness about the safe space and cyberbullying.
2. To prevent cyberbullying and its consequences for adolescents.
3. To provide understanding that there is a place where people are not subject to the outside world's biases, discrimination, and rejection.

We believe that your expertise in this field will make a significant contribution and benefit many people.

We wholeheartedly hope you will consider this invitation and reply on as soon as possible so that we can make the necessary arrangements. Thank you very much!

Sincerely yours,
 DR. JUAN PABLO M. CATALAN
 School Department Head / Mount Carmel School of Infanta, Quezon

(Insert Image)

Supplementary Material 5

Card of Invitation



Iftar

JOIN US AS WE CELEBRATE
 THE HOLY MONTH OF
RAMADAN


WEDNESDAY | APRIL 12 | 6:00 PM
 LITTLE STEVENS GARDENS
 1001 STEVENS DRIVE, WASHINGTON, DC 20006


RSVP TO: [Phone Number]

After analyzing, complete the column below by writing the similarities and differences between the letter of invitation and the card of invitation.

Invitation	Similarities	Differences
Letter of Invitation		
Card of Invitation		

Supplementary Material 6



Activity 4 

Follow-up task: Fill in the table by determine the purpose, vocabularies, generic structure, and language features in the previous invitation letter and card!

No	Sub-Topic	Letter of Invitation	Card of Invitation
1.	The purpose of Invitation		
2.	Vocabularies in Invitation		
3.	The Sctructure of Invitation		
4.	The Language Features of Invitation		

Supplementary Material **7**



Making Basic Question

Activity 5 

Listen the audio about the invitation carefully by scanning the barcode below!




After listening the audio, fill in the fields below by checking (✓) in true or false based on the statement on the recorder!

No	Statement	True	False
1.	Both invitations in the audio are in the school environment.		
2.	Both invitations is a formal invitations.		
3.	The First invitation use the phrase "I would like to inviting you..".		
4.	The Second Invitation was addressed to member OSIS 2022-2023 period.		
5.	The Second Invitation was held at Zaman International School.		

Supplementary Material **8**


A



Creating Schedule


Activity 6

Let's discuss with the teacher to make a schedule for completing the project that will be carried out next.



(Source: Getty)

Supplementary Material 9




Designing the Project Plan


Activity 7

Take a look at the flashcard below, then follow the instruction!


BULLYING PREVENTION SEMINARS




INDEPENDENCE CEREMONY



CHINESE NEW YEAR



THANKSGIVING NEW HOUSE



(Source: Getty)

Instruction!

1. Choose your partner.
2. Choose one of the themes from the flashcard above.
3. With a partner, create a formal invitation letter and conversation.
4. After the invitation letter and conversation are created, present your work with your partner in front of the class.
5. Do it in an orderly manner and well cooperated.

Supplementary Material 10

Test Results

Activity 8

Form a group with your classmates consisting 3-4 people. Then design and create a formal invitation card based on the understanding that you understand while studying the invitation material. Look at the tools and materials below for create the formal invitation card!

(Source: Canvas)

Supplementary Material 11

Evaluating Experience

Activity 9

In the material that you have studied before, it contains the values of religious moderation, which in the material contains four indicators, namely:

- a. National Commitment: activity 7
- b. Tolerance: activity 1, activity 2, activity 3, activity 7
- c. Non-Violence: activity 7
- d. Accomodating local culture: activity 7


From the fourth indicators mentioned above, what values can you take from the material that has been studied before?

Provide an assessment of the behavior of each member of the group, during the project implementation process through peer assessment and previous sheets.

Discussion Activity Process Observation Sheet

No	Name	Observation Aspect			Total Score	Information
		Activeness	Cooperation	Communicating Opinions		

Supplementary Material 12



Activeness Assessment Rubric

4= Students listen, ask questions, and provide ideas or solutions.
 3= Students listen, ask questions.
 2= Students listen to friends' opinions.
 1= Students are just silent.

Cooperation

4= Students organize group friends, look for reference sources, and focus on participating in discussion activities.
 3= Students look for reference sources, and take part in discussion activities to the end seriously.
 2= Students take part in discussion activities to the end seriously.
 1= Students are just silent.


Communicating opinions

4= Students explain the material to other students, answer questions from group mates, and express opinions.
 3= Students explain the material to other students and express opinions.
 2= Students express opinions.
 1= Students are just silent.


Activity 10

Express your opinion about the effectiveness of the project-based learning model for your understanding of the material suggestion!

Let's Talk



Supplementary Material 13



Assessment Rubric

The assessment rubric is based on the assessment aspects including attitude, knowledge, and skills. Then, scoring is carried out with the following formula:

Project Title :
 Name of Student :
 Class :

Number	Aspect	Score (1-4)
1	Knowledge	
2	Attitude	
3	Skill	
Total		
Maximum Score		12

Description:

$$Final\ Score = \frac{Total\ Score}{Maximum\ Score} \times 100$$

Supplementary Material 14



Summary

1. A formal invitation is an invitation which follows a dignified form, tone or style in agreement with the established norms, customs or values.
2. Generic Structure of Formal Invitation
 - a. Addreses of the addresser and the addressee
 - b. The name of the person/company/institution who invites.
 - c. The request for participation.
 - d. The occasion or event for the invitation.
 - e. The purpose of the event.
 - f. The date, time, and place (the street address and the building name) of the occasion.
 - g. Special instructions (if any). It is usually written the bottom the right-hand corner of the invitation.
 - h. The request for reply (R.S.VP)
3. Responding to formal invitations:
 - Formal invitations should be responded to within 3 days.
 - Replies are written in third person.
 - Replies have to be handwritten.
 - Reason should be briefly stated for declining the invitation.



Word List

Word	Pronunciation	Meaning
Card	/kɑ:rd/	Kartu
Ceremony	/sɪrə'mɒni/	Upacara
Christmas	/krɪ'sməz/	Natal
Flair	/flaɪə/	Buka puasa
Independence	/ˌɪndə'pend(ə)n(s)/	Kemerdekaan
Letter	/ˈleɪtə/	Surat
Neighbor	/ˈneɪbər/	Tetangga
Party	/ˈpɑ:rti/	Pesta
Recitation	/ˌreɪ'teɪʃ(ə)n/	Pengajian
Relationship	/ˌreɪ'ləʃn(ə)ʃɪp/	Hubungan
Salutation	/ˌsælju'teɪʃ(ə)n/	Sapaan
Signature	/ˌsɪgnə'tʃeɪtə/	Tanda tangan
Society	/sə'saɪəti/	Masyarakat
Prevention	/ˌpre'ven(ə)ʃ(ə)n/	Pencegahan
Temple	/ˈtemp(ə)l/	Pura
Values	/ˈvælju:z/	Nilai
Agreement	/ə'grɪm(ə)nt/	Persetujuan
Build	/bɪld/	Membangun
Come	/kʌm/	Datang
Create	/kri'eɪt/	Membuat
Give	/gɪv/	Memberi
Invite	/ɪn'vaɪt/	Mengundang
Tell	/tel/	Memberi tahu
Built	/bɪlt/	Dibuat
Generic	/dʒi'nerɪk/	Umum
Previous	/ˌpri:vɪəs/	Sebelumnya
Carefully	/ˌkeəfəli/	Dengan hati-hati

APPENDIX 6

Existing Textbook Unit 3 “Invitation”

CHAPTER 3
Party Time

KOMPETENSI DASAR

3.3 Mendeskripsikan fungsi sosial, struktur teks, dan unsur kebahasaan lisan dan tulis dalam bentuk undangan resmi dengan memuat dan menerima informasi tentang kegiatan, waktu/tempat, serta biaya dengan secara sopan dan santun.

4.3.1 Menyebutkan jenis-jenis undangan resmi.

4.3.2 Menanggapi secara kritis dan kreatif bentuk undangan resmi dan tulis, bentuk kegiatan secara/sesuai konteks.

4.3.3 Menyusun teks lisan dan tulis undangan resmi dan tulis, bentuk kegiatan secara/sesuai konteks, dengan memperhatikan fungsi sosial, struktur teks, dan unsur kebahasaan, secara benar dan sesuai konteks.

Kelas XI SMA/MA/SMK/MAK

A Pre-Activity

Read an excerpt of the play given below.

MONSIEUR LOISEL: *Sweetheart, I have a surprise for you.*
MADAME LOISEL: *Really, what is the surprise?*
MONSIEUR LOISEL: *See for yourself.*

[He places the invitation on the table.]

Swiftly, she tears open the envelope and draws out a printed card and reads out

"The Minister and Madame Ramponneau request the pleasure of the company of Monsieur and Madame Loisel at the Ministry on the evening of Monday, January the eighteenth."

MONSIEUR LOISEL: *Isn't it wonderful?*
MADAME LOISEL: *What do you mean? What can I do with it?*
(She tosses the invitation on the table.)

Discussion

- Why do people write and send invitations?
- Why do you think invitations have become important in our society?
- What kind of invitation do you think is in the excerpt given above? How can you say that? Write down your thoughts here.

Kelas XI SMA/MA/SMK/MAK

B Building Blocks

Informal

Types of Invitations

Formal

Formal Invitation

A formal invitation is an invitation which follows a dignified form, tone or style in agreement with the established norms, customs or values (Websters, 2012).

For example:

- An invitation to the opening of a school
- An invitation to a graduation ceremony
- An invitation to a wedding, etc.

Common Format of a Formal Invitation

- The first line is the name(s) of the person(s) who invite(s).
- The second line is the request for participation.
- The third line is the names of the person(s) invited.
- The fourth line is the occasion for invitation.
- The fifth line is the time and date of the occasion.
- The sixth line is the place of the occasion.
- The last line is the request for reply.

Kelas XI SMA/MA/SMK/MAK

Social Function:
Inviting people to formal and social events

Linguistic Characteristics:
Simple, precise, and concise words
Detailed information
The tone should be friendly and sincere. Words should be chosen carefully. The style of writing should be formal.

Format of Layout:
Addresses of the addresser and the addressee
Salutation
Body
- State for whom the invitation is and by who it is given.
- Reasons of invitation
- Date
- Time
- Place
- R.S.V.P. (It is a French word - "repondez s'il vous plait" which means "please reply")
Signature
The format of the envelope for the invitation is addressed the same way as the envelope of a letter (i.e. with the recipient's address in the middle of the envelope and addresser's address on the left hand corner of the envelope).


Ways of Organizing Information:
Reasons for inviting others
Detailed information about the party or event
Ask friends to come by using a sincere tone

Example of a Formal Invitation



DID YOU KNOW ? Formal invitations are written on cards. The text is written in calligraphic style.

Invitation to a wedding



Responding to formal invitations
Formal invitations should be responded to within 3 days.
Replies are written in third person.
Replies have to be handwritten.
Reason should be briefly stated for declining the invitation.

- Example:**
- Acceptance
 - Mr. and Mrs. Eri Utomo accept with pleasure the kind invitation of Mr. and Mrs. Pujiyanto to the wedding ceremony of their daughter on Friday, the twelfth of December at seven o'clock.
 - Mr. and Mrs. Wibowo accept the invitation with pleasure.
 - Declining/Regretting
 - Mr. and Mrs. Situmorang regret that they are unable to accept the kind invitation of Mr. and Mrs. Pujiyanto for Friday, the twelfth of December at seven o'clock due to prior engagement.
 - Mr. and Mrs. Wibowo regret to decline the invitation due to health reasons.
 - Responding card
The responding card comes with the invitation card. This card should preferably be handwritten.



C Let's Practice

A. In the invitation card below, find out what is missing.



Now rewrite the invitation properly in the space given below.



Now respond to the invitation.



D Active Conversation

With a partner create dialogues to accept and decline invitations. Using the role-play approach, re-enact the conversation with your classmates. You can model your conversation based on the examples of invitations given below.

Invitation to dinner

Joko: Would you like to come over for dinner tonight?
 Yenti: Thank you! I'd love to. Would you like me to bring something?
 Joko: No, nothing, just come.
 Yenti: OK. What time?
 Joko: At 7 p.m.
 Yenti: OK, see you then.


Invitation to the grand opening of ABC software company

Ariyanto: Mr. Budi, I would like to invite you to the opening of my software company.
 Mr. Budi: When and where?
 Ariyanto: This Saturday at 10 a.m.
 Mr. Budi: I am afraid I won't be able to come. I have a prior engagement.


Invitation to anniversary dinner

Yenti: Mr. Suharto, my husband and I are celebrating our 3rd wedding anniversary. We would like you to join us.
 Mr. Suharto: Oh, thank you! I would be delighted to. When is it?
 Yenti: On Sunday at 8 p.m. in the Balai Kartini.
 Mr. Suharto: OK, I will be there.
 Yenti: Thank you. See you then!
 Mr. Suharto: My pleasure. See you then!

Accepting an invitation



Declining invitation



E Writing Connection

Write a formal invitation for your brother's wedding.

F Let's Create/Contribute

Choose one of the activities given below.

- With a partner, create a formal invitation for the head of your school, inviting him/her to the graduation ceremony in your school. Use the format you have learnt in the building blocks.
- With a partner, create a formal invitation for the head of your district, inviting him/her to the ribbon-cutting ceremony to inaugurate the new science laboratory in your school. Use the format you have learnt in the building blocks.
- Design and create a formal invitation card template.

Bahasa Inggris 3

G Formative Assessment

I can do this.

Complete these statements.

- The most interesting thing I learned in this chapter was _____
- The part I enjoyed most was _____
- I would like to find more about _____
- The hardest part in this chapter was _____
- I need to work harder at _____

Read the statements below and tick (✓) the option that is most applicable to you.

	Definitely	Yes	Maybe	No	Not at all
The play was easy to understand.					
I can tell the difference between formal and informal invitations.					
I could write a dialogue between two people.					
I like creating and working with my classmates.					

My plan to overcome the difficulties of this chapter

Revisi XI SMA/MA/SMK/MAK



DOCUMENTATION



(Students fill out questionnaire via gform)



(The researchers taking picture with students after fill out a questionnaire)

MAKASSAR

Figure 4. 25 Research Documentation

CURRICULUM VITAE



Nur Ainun Yusuf was born on April 28th, 2002 in Makassar, South Sulawesi. The researcher is the daughter of Alm. Muhammad Yusuf and Sumarni. In 2007, the researcher began her education at TK Islam Palapa and completed her studies in 2008. She then attended SD Negeri Paccinongang Unggulan and graduated in 2014. Then, the researcher continued her education at MTs Guppi Samata and graduated 2017. The researcher continued her education at the same school at MA Guppi Samata and completed her studies in 2020. In the same year, the researcher pursued her higher education at UIN Alauddin Makassar majoring in English Education Department. During her education at the university, the researcher was active in an organization. Namely, New Generation Club (NGC) period 2022-2023 as the Vice Head of the General Support division.

UNIVERSITAS ISLAM NEGERI
ALAUDDIN
M A K A S S A R